

# MODEL 3700 FRONT FOLDING PLANTER PARTS MANUAL

**M0261-02**

**Rev. 7/15**

This manual applies to: Model: 3700 and 3700 ASD Front Folding Planters  
2015 Production And On

Record the model number and serial number of your planter along with date purchased:

Serial Number \_\_\_\_\_

Date Purchased \_\_\_\_\_

Information in this manual was current at time of printing. However, due to Kinze's ongoing product improvement, production changes may cause your machine to appear slightly different in detail. Kinze Manufacturing, Inc. reserves the right to change specifications or design without notice and without incurring obligation to install the same on machines previously manufactured.

Right hand (R.H.) and left hand (L.H.), as used throughout this manual, are determined by facing in the direction the machine will travel when in use, unless otherwise stated.

**ROW UNIT**

Shank Assembly, Seed Tube, and Depth Adjustment . . . . P1  
 Pneumatic Down Pressure Package Option . . . . . P3  
 Parallel Arms, Mounting Support Plate, and Quick Adjustable Down Forces Springs Option. . . . . P5  
 Ag Leader Electric Clutch . . . . . P7  
 15" Seed Opener Disc Blade/Bearing Assembly and Scrapers . . . . . P9  
 Gauge Wheels . . . . . P11  
 "V" Closing Wheels . . . . . P13  
 Hopper Support and Meter Drive. . . . . P15  
 Seed Hopper and Lid. . . . . P17  
 Finger Pickup Seed Meter . . . . . P19  
 Brush-Type Seed Meter. . . . . P21  
 Vacuum Seed Meter . . . . . P23  
 Granular Chemical Hopper and Hopper Panel Extension . . . . . P25  
 Granular Chemical Meter and Meter Drive . . . . . P27  
 Granular Chemical Banding Options . . . . . P29  
 Spring Tooth Incorporator . . . . . P31  
 Row Unit Mounted No Till Coulter . . . . . P32  
 Row Unit Mounted Disc Frower . . . . . P33  
 Row Unit Mounted Residue Wheel . . . . . P35  
 Coulter Mounted Residue Wheels . . . . . P37  
 Frame Mounted Coulter W/Residue Wheels . . . . . P39

**VACUUM SYSTEM**

Vacuum Fan System, 24 Row 20" and 24 Row 22" . . . . P42  
 Vacuum Fan Assembly, 24 Row 20" and 24 Row 22" . . . P43  
 Vacuum Fan Assembly, 36 Row 20" . . . . . P45  
 Vacuum Fan Hydraulic Components, 24 Row 20" and 24 Row 22" . . . . . P47  
 Vacuum Fan Hydraulic Components, 36 Row 20" . . . . . P49  
 Vacuum Fan Reservoir Assembly, 24 Row 20" and 24 Row 22" . . . . . P51  
 Vacuum Fan Reservoir Assembly, 36 Row 20" . . . . . P53  
 Reservoir Hose Supports/Clamps on Hitch . . . . . P54  
 Distribution Hoses, 24 Row 20" . . . . . P55  
 Distribution Hoses, 24 Row 22" . . . . . P57  
 Manifolds and Distribution Hoses, 36 Row 20" . . . . . P59  
 Vacuum Fan Manifolds, 24 Row 20"/24 Row 22" (Vacuum/Conventional) . . . . . P61  
 Vacuum Fan Manifolds, 24 Row 20"/24 Row 22"(Vacuum/Bulk Fill) . . . . . P63  
 Vacuum Fan/Manifold Mounting Supports and Hardware . . . . . P65  
 PTO Pump Assembly. . . . . P67

**BULK FILL**

Bulk Fill Fan System . . . . . P69  
 Bulk Fill Hydraulic Schematic, 24 Row 20"/24 Row 22". . . . . P71  
 Bulk Fill Hydraulic Schematic, 36 Row 20" . . . . . P72  
 Bulk Fill Hoses, 24 Row 20" and 24 Row 22" . . . . . P73  
 Bulk Fill Hoses, 36 Row 20". . . . . P75  
 Bulk Fill Manifolds and Distribution Hoses. . . . . P77  
 Bulk Fill Entrainer Assembly, 24 Row . . . . . P79  
 Bulk Fill Entrainer Assembly, 36 Row . . . . . P81  
 Bulk Fill Tank Assembly . . . . . P83  
 Bulk Fill Scale Package . . . . . P85  
 Bulk Fill Mechanical Row Unit . . . . . P87  
 Bulk Fill Vacuum Row Unit. . . . . P89  
 Bulk Fill Catwalk, 24 Row 20" and 24 Row 22" . . . . . P91  
 Bulk Fill Catwalk, 36 Row 20" . . . . . P93

**BASE MACHINE**

Front Hitch Assembly/Safety Chain . . . . . P95  
 Hitch and Linkage Assembly, 24 Row 20" and 24 Row 22" . . . . . P98  
 Hitch and Linkage Assembly, 36 Row 20" . . . . . P99  
 Front Hitch Assembly (Rear Section). . . . . P101  
 Front Wear Pads . . . . . P102  
 Tower Assembly, 24 Row 20" and 24 Row 22" . . . . . P104  
 Tower Assembly, 36 Row 20" . . . . . P105  
 Stroke Limiter/Detent Valve Assembly and Linkage. . . . P107  
 Hinge and Wing Assemblies . . . . . P109  
 Hinge and Wing Assemblies . . . . . P110  
 Wing Frame, 24 Row . . . . . P111  
 Wing Frame, 36 Row 20" . . . . . P113  
 Hose Take-Up . . . . . P115  
 Axle, 24 Row 20" and 24 Row 22" . . . . . P117  
 Transport Lockup, 24 Row 20" and 24 Row 22". . . . . P118  
 Axle and Transport Lockup, 36 Row 20" . . . . . P120  
 Transport Wheel and Hub Assembly . . . . . P121  
 Wheel Module Assembly . . . . . P123  
 Ground Drive Tire Assembly . . . . . P126  
 Contact Wheel Assembly. . . . . P127  
 Point Row Clutch . . . . . P129  
 Two-Speed Point Row Clutch. . . . . P131  
 Two-Speed Point Row Clutch Wheel Module Extensions. . . . . P133  
 Hydraulic Drive, 24 Row 20" and 24 Row 22" . . . . . P135  
 Air Compressor and Dual Solenoid Assembly. . . . . P139  
 Accumulator Assembly . . . . . P141  
 Seed Rate Transmission and Driveline . . . . . P142

Ratchet/Sprocket Assembly . . . . .	P145
Row Marker Assembly . . . . .	P146
Row Marker Spindle/Hub/Blade . . . . .	P149

Ag Leader Electric Clutch Package . . . . .	P199
ISOBUS Retrofit Cabling Package - Integra . . . . .	P201
Vacuum Fan Electrical Components . . . . .	P202

**HYDRAULICS**

Slave Cylinders . . . . .	P153
Master Cylinder . . . . .	P153
Hitch Paralled Linkage Cylinder . . . . .	P154
Assist Cylinder, 36 Row 20" . . . . .	P155
Row Marker (Cushion) Cylinder . . . . .	P156
Helper Cylinder, All Sizes . . . . .	P157
Tongue Cylinder, 24 Row 20" and 24 Row 22" . . . . .	P158
Tongue Cylinder, 36 Row 20" . . . . .	P159
Valve Block on Front Hitch . . . . .	P161
Valve Block on Tower Assembly . . . . .	P164
Valve Block on R.H. Wing . . . . .	P165
Valve Block on L.H. Wing . . . . .	P167
Pilot Pressure Booster Valve Block . . . . .	P168
Valve Block on L.H. and R.H. Wheel Module . . . . .	P168
Junction Block on Hose Take-Up . . . . .	P169
Detent Lever Valve . . . . .	P170
Junction Block - Located on L.H. Wing . . . . .	P170
Stroke Limiter Valve . . . . .	P171
Pilot Operated Check Valve . . . . .	P171
Solenoid Valve (G1K276) . . . . .	P172
Solenoid Valve (G1K275) . . . . .	P172
Pressure Relief Valves . . . . .	P173
Check Valve . . . . .	P173
Flow Control Valve . . . . .	P173
ASD Valve Block . . . . .	P174
Hydraulic Motor . . . . .	P175
Vacuum Fan Motor Valve Block Assembly, 24 Row 20" and 24 Row 22" . . . . .	P176
Vacuum Fan Hydraulic Motor Assembly . . . . .	P177
Vacuum Fan Motor Valve Block Assembly, 36 Row 20" . . . . .	P179
Hydraulic System, 24 Row 20" and 24 Row 22" . . . . .	P181
Hydraulic Drive Hydraulic System, 24 Row 20" and 24 Row 22" . . . . .	P183
Hydraulic System, 36 Row 20" . . . . .	P185

**ELECTRONICS**

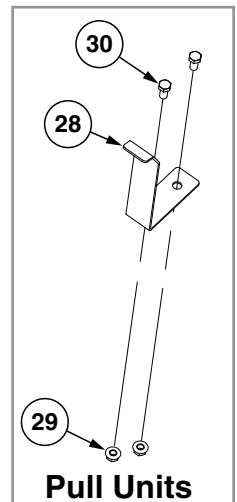
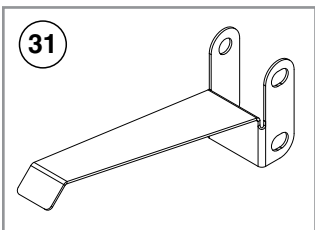
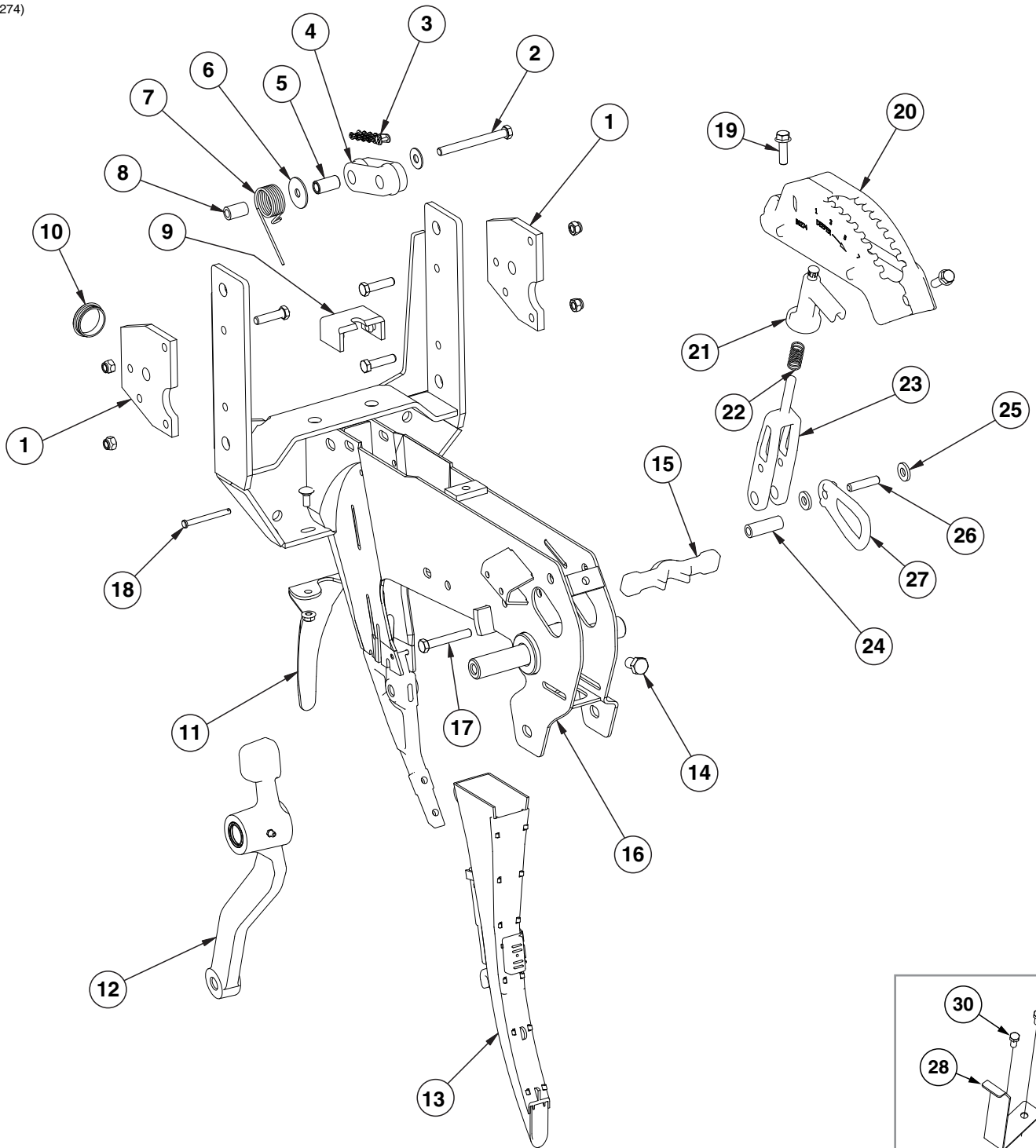
Electrical Components . . . . .	P187
Light/Reflective Decal Brackets and Extensions . . . . .	P190
KPM III Electronic Seed Monitor . . . . .	P191
Miscellaneous Cobalt and Integra Parts . . . . .	P194
Planter Monitor Module (PMM) . . . . .	P195
ISOBUS Electric Clutch Package . . . . .	P197

**FERTILIZER**

Liquid Fertilizer Piston Pump Drive . . . . .	P203
Liquid Fertilizer Piston Pump Mount and Ground Drive Wheel . . . . .	P205
Liquid Fertilizer Hoses and Fittings . . . . .	P209
Liquid Fertilizer Piston Pump, NGP-6055 . . . . .	P211
Liquid Fertilizer Piston Pump, NGP-7055 . . . . .	P213
Liquid Fertilizer Piston Pump Flow Divider . . . . .	P215
Piston Pump Drive . . . . .	P217
Starter Liquid Fertilizer Package . . . . .	P219
Low Rate Liquid Fertilizer Package . . . . .	P221
Liquid Fertilizer Tank and Quick Fill . . . . .	P223
Rear Trailer Hitch . . . . .	P225

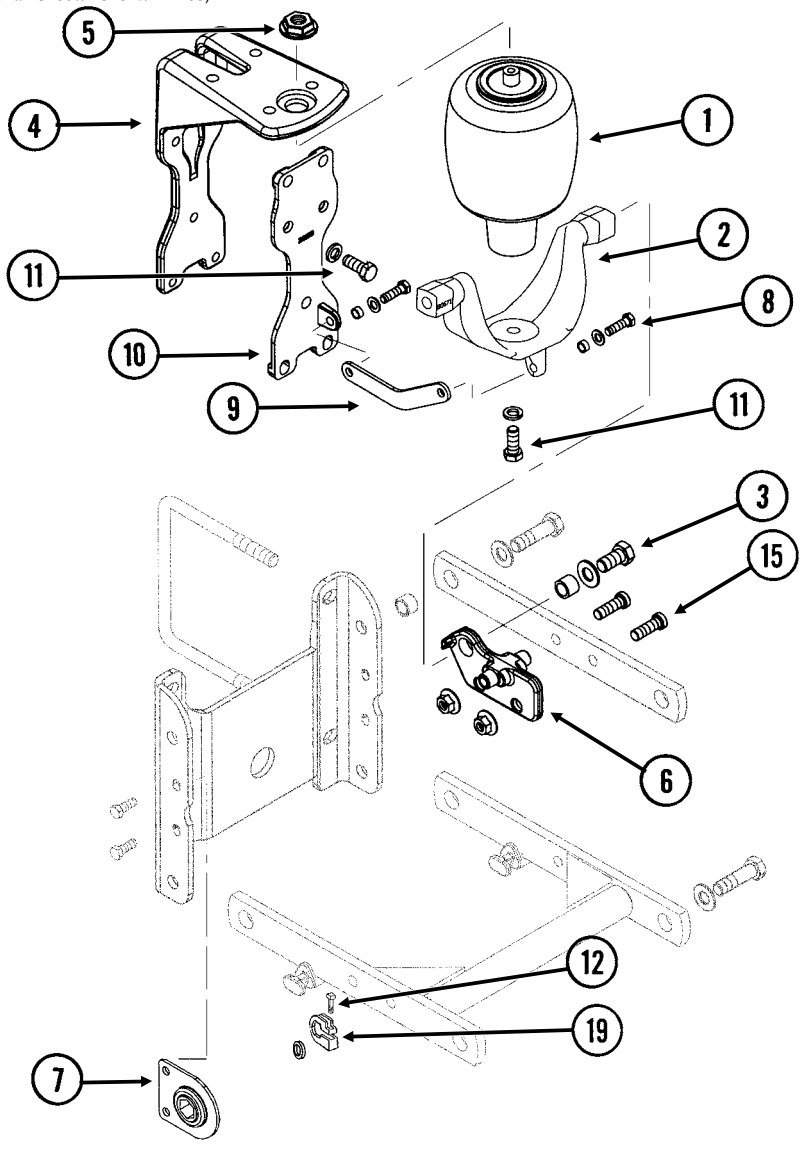
**DECALS, PAINT, AND MISCELLANEOUS . . . . . P227****NUMERICAL INDEX . . . . . P242**

(IP1274)



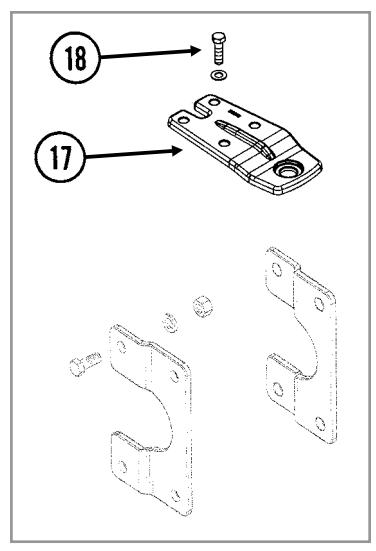
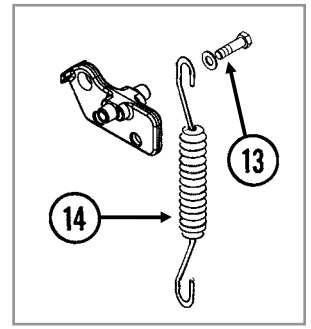
ITEM	PART NO.	QTY. (Per Row)	DESCRIPTION
1	GD24545	2	Stop
	G10003	3	Hex Head Cap Screw, $\frac{3}{8}$ "-16 x 1 $\frac{1}{2}$ "
	G10108	4	Lock Nut, $\frac{3}{8}$ "-16
2	G10326	1	Hex Head Cap Screw, $\frac{3}{8}$ "-16 x 3 $\frac{3}{4}$ "
	G11387	1	Flat Washer, $\frac{3}{8}$ " SAE
3	G3303-98	-	Chain, No. 41, 98 Pitch Including Connector Link (Mechanical)
	G3303-108	-	Chain, No. 41, 108 Pitch Including Connector Link (Vacuum)
	G3303-16	-	Chain, No. 41, 16 Pitch Including Connector Link (Used W/Row Unit Extension Brackets)
	GR0196	-	Connector Link, No. 41
4	GD11962	1	Idler
5	GD1026	1	Sleeve, 1 $\frac{3}{16}$ " Long
6	G10201	1	Special Washer, $\frac{3}{8}$ " x 1 $\frac{1}{2}$ " O.D.
7	GD1065	1	Idler Spring
8	GD7318	1	Sleeve, 1" Long
9	GD16245	1	Sun Shade (Rubber)
10	GD11845	1	Dust Cap
11	GD28390	1	Shield
	G10312	2	Carriage Bolt, $\frac{5}{16}$ "-18 x $\frac{3}{4}$ "
	G10620	2	Serrated Flange Nut, $\frac{5}{16}$ "-18
12	---	1	<a href="#">See "Gauge Wheels" on page P11</a>
13	---	1	<a href="#">See "KPM III Electronic Seed Monitor" on page P191</a> <a href="#">See "Planter Monitor Module (PMM)" on page P195</a>
14	G10438	1	Hex Head Cap Screw, $\frac{1}{2}$ "-13 x $\frac{3}{4}$ "
15	GB0265	1	Pivot Link, Depth Adjustment
16	GA10157	1	Shank W/Gauge Wheel Pivot Spindle And Set Screw
17	G11592	1	Hex Head Cap Screw, $\frac{3}{8}$ "-24 x 2 $\frac{3}{4}$ ", Grade 8
	G11591	1	Nylon Lock Nut, $\frac{3}{8}$ "-24, Grade C
18	G10551	1	Clevis Pin, $\frac{1}{4}$ " x 2 $\frac{1}{2}$ "
	G10669	1	Hair Pin Clip, No. 22
19	G11015	2	Hex Washer Head Cap Screw, $\frac{3}{8}$ "-16 x 1 $\frac{1}{4}$ "
20	GB0274	1	Cover, Depth Adjustment
21	GB0266	1	Handle, Depth Adjustment
	GD3612	-	Cap Plug
22	GD10993	1	Spring
23	GB0267	1	Lever, Depth Adjustment
24	GD11259	1	Sleeve, $\frac{3}{8}$ " I.D. x $\frac{5}{8}$ " O.D. x 1 $\frac{25}{32}$ " Long
25	G10207	1	Washer, $\frac{7}{8}$ " O.D. x $\frac{13}{32}$ " I.D. x .134" (If Applicable)
26	GD13361	1	Pin, $\frac{3}{8}$ " x 1 $\frac{2}{3}$ "
27	GB0285	1	Collar, Depth Adjustment
28	GD29505	1	Chain Guard, Pull Units
29	G10071	2	Serrated Flange Nut, $\frac{1}{2}$ "-13
30	G10014	2	Hex Head Cap Screw, $\frac{1}{2}$ "-13 x 1"
31	GD29806	-	Seed Tube Bracket

(RU157c/RU159a/RU157d/A12405)



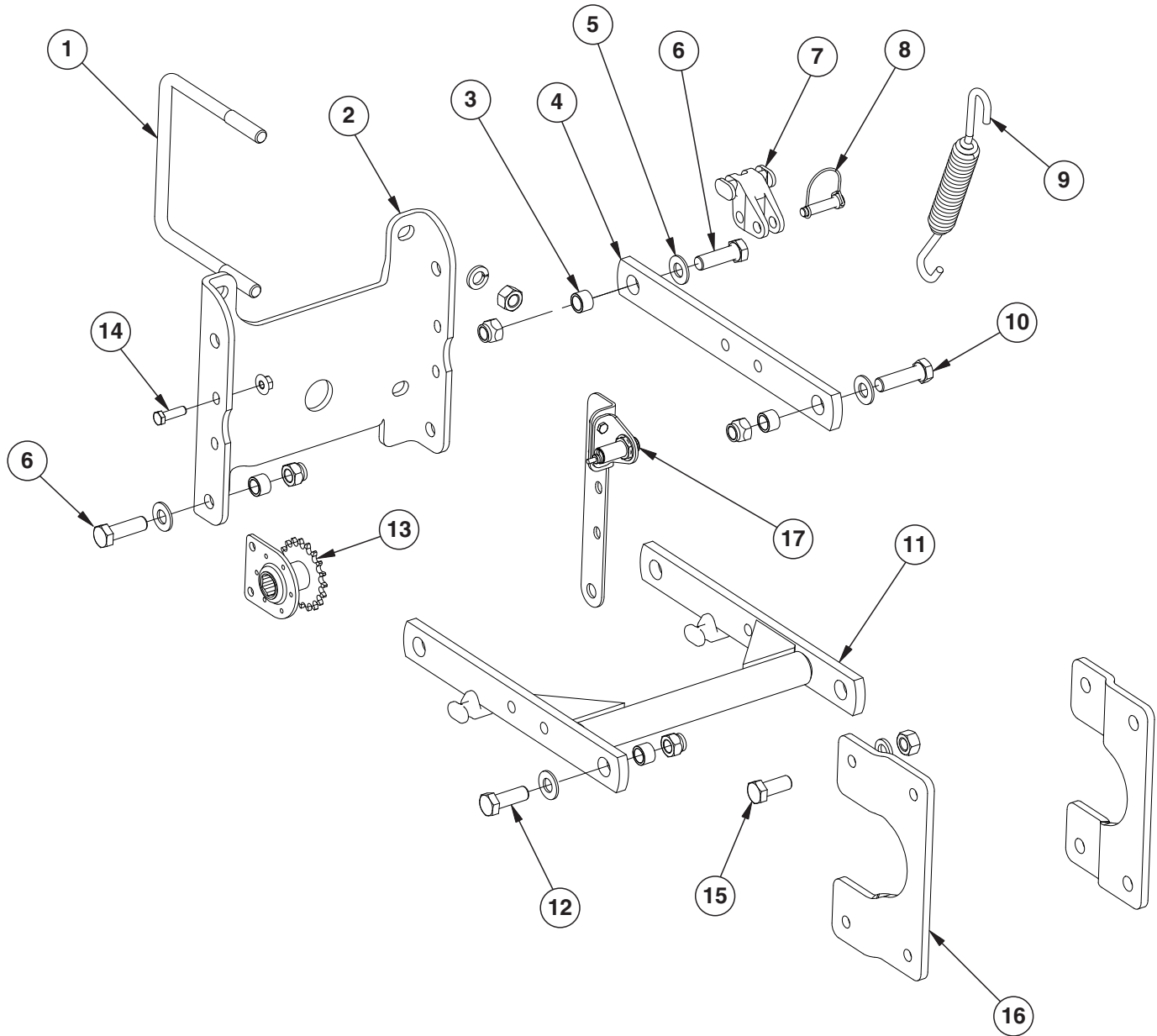
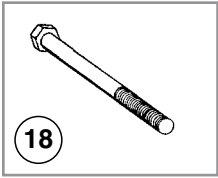
### Pull Row Unit Shown

NOTE: Items that are not referenced on this page may be referenced on [page P5](#).



ITEM	PART NO.	QTY. (Per Row)	DESCRIPTION
1	GA11982	1	Air Spring Assembly
	G10037	1	Hex Head Cap Screw, 1/2"-13 x 1 1/4"
	G10228	1	Lock Washer, 1/2"
2	GD23995	1	Saddle
3	G11018	2	Hex Head Cap Screw, 5/8"-18 x 1 1/4"
	G11391	2	Flat Washer, 5/8" SAE
	GD3180-30	2	Sleeve, 7/8" O.D. x 5/8" I.D. x 2 1/32"
4	GB0396	1	Head Mount
5	GB0397	1	Shoulder Nut, 3/4"-16
	GD19092	-	Connector, 3/8" x 1/8" NPT
	GD18011	-	Elbow, 3/8" x 1/8" NPT Extended (used on outer push units)
6	GB0395	2	Bracket
7	GA2180	-	Hanger Bearing, 7/8" Hex Bore
8	G10004	2	Hex Head Cap Screw, 3/8"-16 x 1 1/4"
	G11387	2	Flat Washer, 3/8" SAE
	GD11963-04	2	Spacer, 1/4"
	G10108	2	Lock Nut, 3/8"-16
9	GD17794	1	Link (not applicable with row unit extension brackets)
10	GB0393	1	Plate
11	G10037	7	Hex Head Cap Screw, 1/2"-13 x 1 1/4"
	G11389	2	Flat Washer, 1/2" SAE (Lower Two Holes Only)
	G10228	7	Lock Washer, 1/2"
12	G10130	-	Square Head Machine Bolt, 5/16"-18 x 1 3/4"
	G10923	-	Flange Nut, 5/16"-18, No Serration
13	G10438	2	Hex Head Cap Screw, 1/2"-13 x 3/4"
	G11389	-	Flat Washer, 1/2" SAE
14	---	-	<a href="#">See "Parallel Arms, Mounting Support Plate, and Quick Adjustable Down Forces Springs Option" on page P5</a>
15	G11220	-	Hex Socket Cap Screw, 1/2"-13 x 1 1/2"
	G10071	-	Serrated Flange Nut, 1/2"-13
16	GB0389	1	Plate
17	GB0398	1	Extension
18	G10039	4	Hex Head Cap Screw, 1/2"-13 x 1 3/4"
	G11389	4	Flat Washer, 1/2" SAE
	G10111	4	Lock Nut, 1/2"-13
19	GD11045	-	Lock Clamp

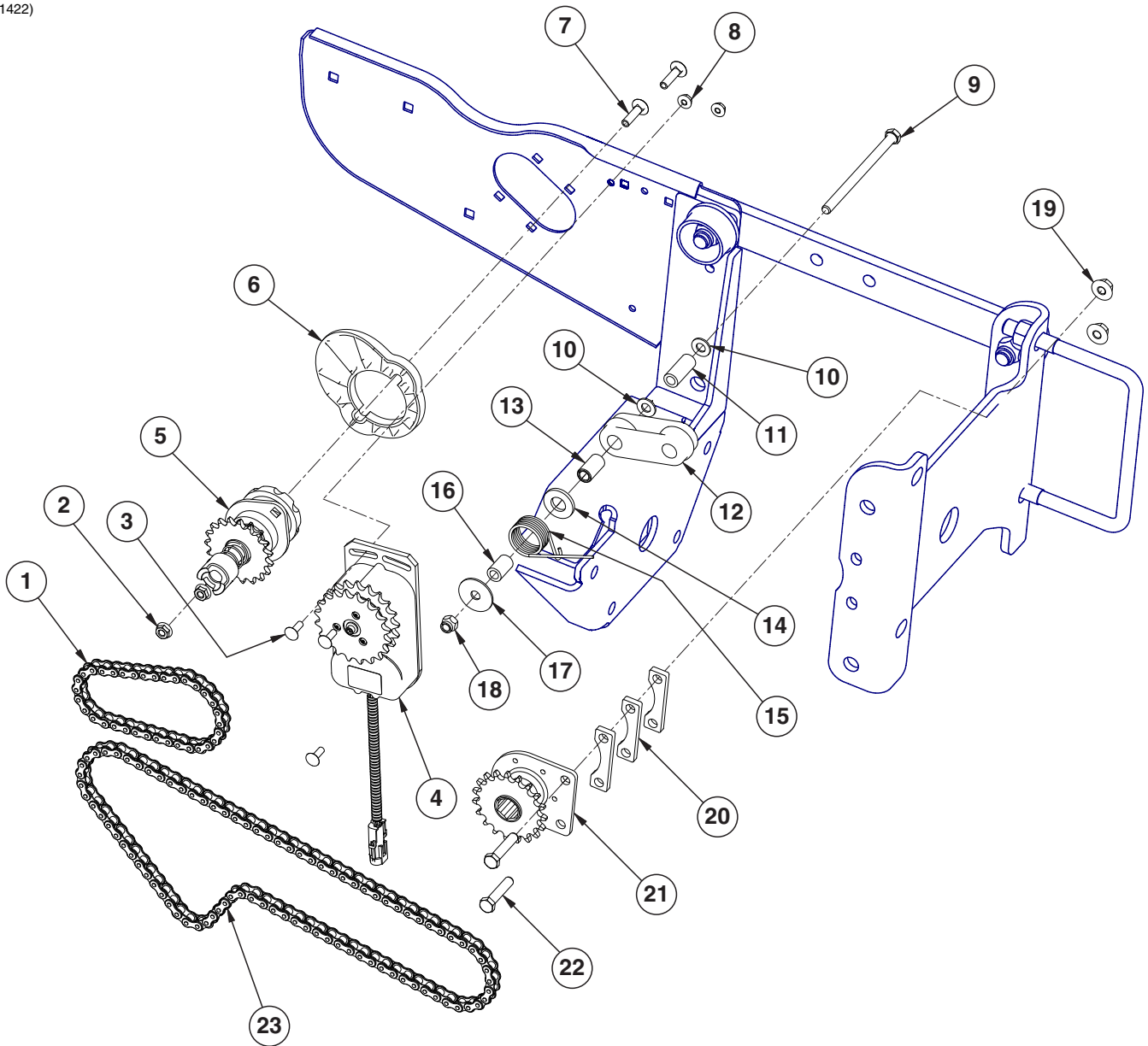
(IP1277)





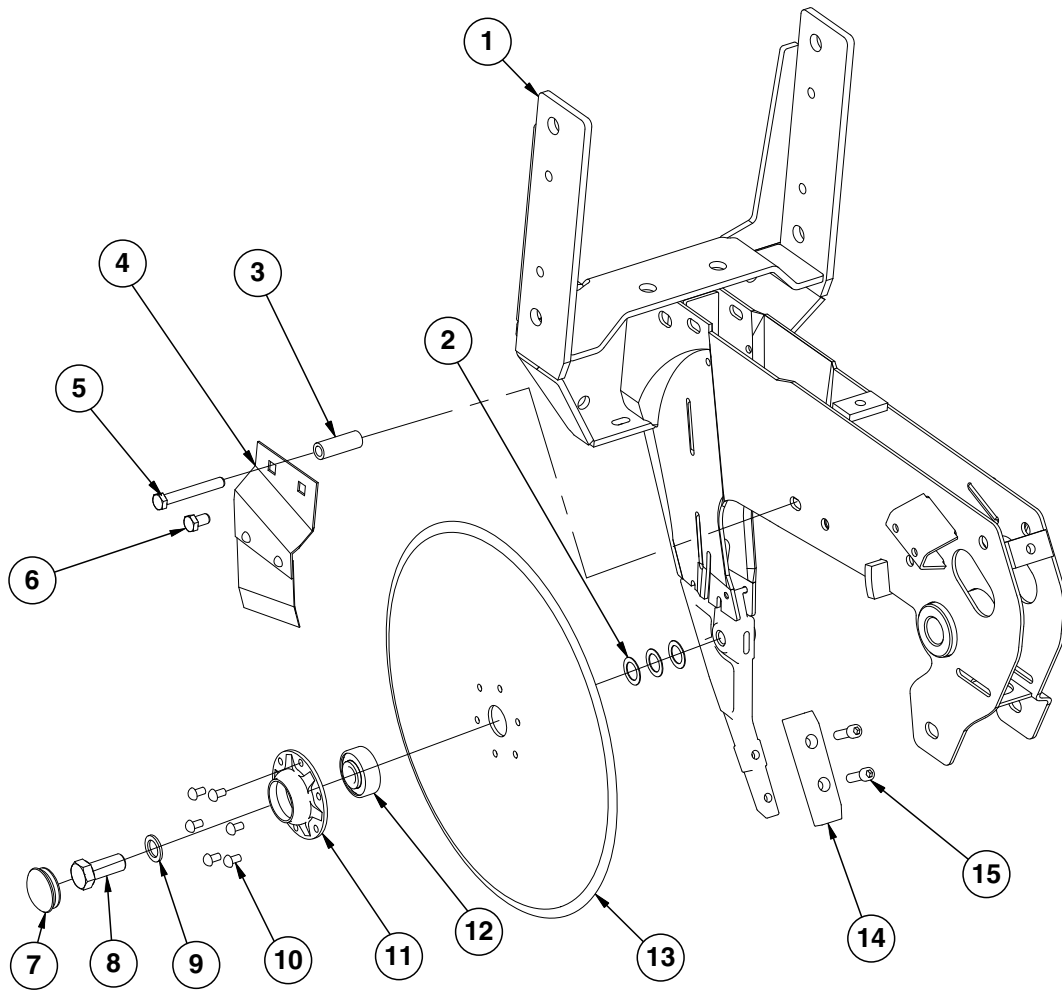
ITEM	PART NO.	QTY. (Per Row)	DESCRIPTION
1	GD17039	2	U-Bolt, 7" x 7" x 5/8"-11
	G10230	4	Lock Washer, 5/8"
	G10104	4	Hex Nut, 5/8"-11
2	GD10036	1	Mounting Support Plate
3	GB0218	8	Bushing, 2 1/32" I.D. x 7/8" O.D. x 1 9/32" Long
4	GD11422	2	Upper Parallel Arm
5	G11391	8	Flat Washer, 5/8" SAE
6	G10732	4	Hex Head Cap Screw, 5/8"-18 x 2"
	G11514	4	Lock Nut, 5/8"-18
7	GB0186	2	Spring Anchor
8	GD14217	2	Tab Lock Pin, 7/16" x 1 1/2"
9	GD8249	4	Standard Down Pressure Spring
	GD21337		Heavy Duty Down Pressure Spring
10	G10752	2	Hex Head Cap Screw, 5/8"-18 x 2 1/4"
	G11514	2	Lock Nut, 5/8"-18
11	GA5651	1	Lower Parallel Arm
12	G10751	2	Hex Head Cap Screw, 5/8"-18 x 1 3/4"
	G11514	2	Lock Nut, 5/8"-18
13	GA1720	1	Bearing/Sprocket, 7/8" Hex Bore
14	G10004	2	Hex Head Cap Screw, 3/8"-16 x 1 1/4"
	G11091	2	Serrated Flange Nut, 3/8"-16
15	G10007	4	Hex Head Cap Screw, 5/8"-11 x 1 1/2"
	G10230	4	Lock Washer, 5/8"
	G10104	4	Hex Nut, 5/8"-11
16	GB0366	2	Extension Bracket
17	GA16830	1	Sensor
	GA16868	1	Implement Switch Adapter Cable
	GD24352	1	Sensor Bracket
	GD24126	1	Implement Switch Bracket, Long
	G11491	2	Washer
	G10110	2	Lock Nut, 1/4"-20, Grade B
	G11385	2	Flat Washer, 1/4" SAE
	G10023	2	Hex Head Cap Screw, 1/4"-20 x 3/4"
18	G10152	-	Hex Head Cap Screw, 5/8"-11 x 9"
A	G6325X	-	U-Bolt Package For 5" x 7" Toolbar, Includes: (2) GD1113, (4) G10230, (4) G10104
B	G1K528	-	Implement Switch Kit, Includes: (1)A16868, (1)A16829, and (1)IS826 (Replaces GA13593)

(IP1422)



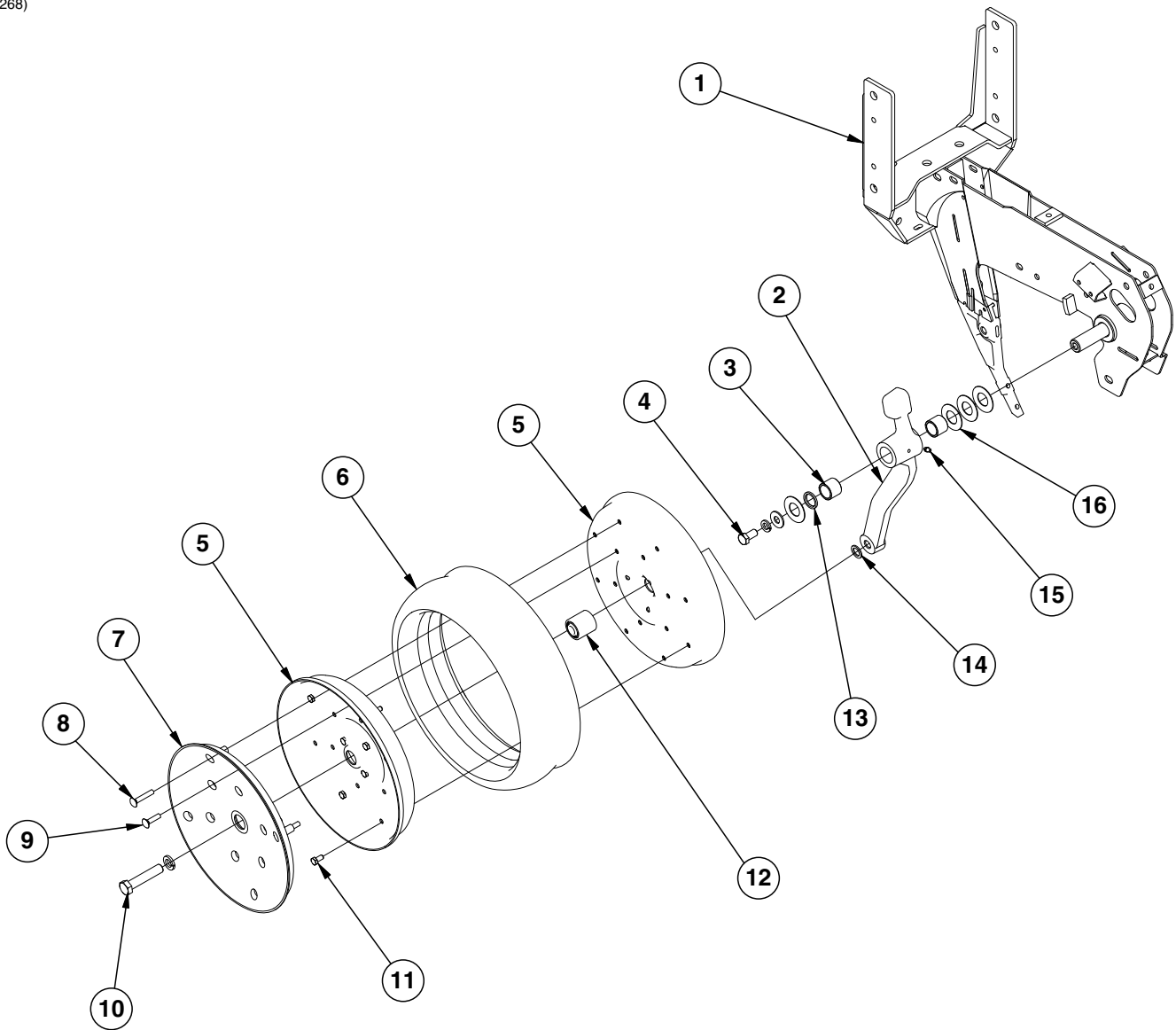
ITEM	PART NO.	QTY. (Per Row)	DESCRIPTION
1	G3303-34	1	Chain, No. 41, 34 Pitch Including Connector Link (Mechanical)
	G3303-44	-	Chain, No. 41, 44 Pitch Including Connector Link (Vacuum)
2	G10620	2	Serrated Flange Nut, 5/16"-18
3	G10310	3	Carriage Bolt, 1/4"-20 x 3/4", Grade 2
4	GA16374	1	Electric Clutch
5	GA10151	1	Meter Drive Assembly Complete, 11/19 Tooth
6	GB0331	1	Clutch Adapter Plate
7	G10338	2	Carriage Bolt, 5/16"-18 x 1 1/4"
8	G10621	3	Serrated Flange Nut, 1/4"-20
9	G10687	1	Hex Head Cap Screw, 3/8"-16 x 5 1/2"
10	G11387	2	Flat Washer, 3/8" SAE
11	GD23773	1	Chain Idler Spacer
12	GD11962	1	Idler
13	GD1026	1	Sleeve, 1 3/16" Long
14	G11391	1	Flat Washer, 5/8" SAE
15	GD1065	1	Idler Spring
16	GD7318	1	Sleeve, 1" Long
17	G10201	1	Special Washer, 3/8" x 1 1/2" O.D.
18	G10901	1	Lock Nut, 3/8"-16
19	G11091	3	Serrated Flange Nut, 3/8"-16
20	GD23774	3	Spacer
21	GA1720	1	Bearing/Sprocket, 7/8" Hex Bore
22	G10047	2	Hex Head Cap Screw, 3/8"-16 x 1 3/4"
23	G3303-88	1	Chain, No. 41, 88 Pitch Including Connector Link (Pull Row Unit)

(IP1272)



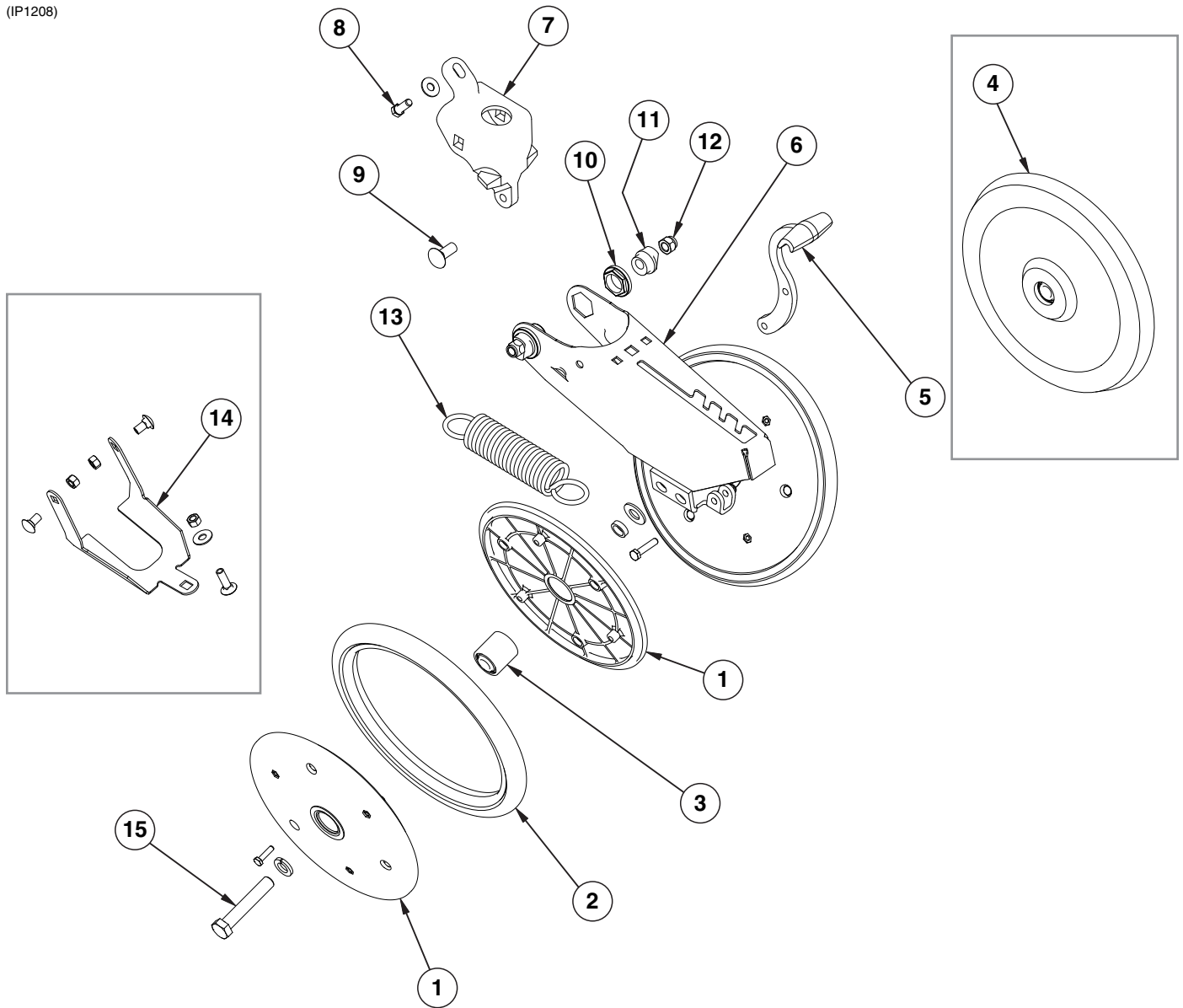
ITEM	PART NO.	QTY. (Per Row)	DESCRIPTION
1	---	-	<a href="#">See "Shank Assembly, Seed Tube, and Depth Adjustment" on page P1</a>
2	G10213	-	Machine Bushing, 5/8" (.030" Thick)(As Required)
3	GD11259	1	Sleeve, 3/8" I.D. x 5/8" O.D. x 1 <sup>25</sup> / <sub>32</sub> " Long
4	GA2012R GA2012L	1 -	Disc Scraper, R.H. Disc Scraper, L.H. (Shown)
5	G10325 G10622	1 1	Hex Head Cap Screw, 3/8"-16 x 2 <sup>3</sup> / <sub>4</sub> " Serrated Flange Nut, 3/8"-16
6	G10328 G10622	2 1	Hex Head Cap Screw, 3/8"-16 x 5/8" Serrated Flange Nut, 3/8"-16
7	GD11845	2	Dust Cap
8	GD11017	1	Special Hex Head Cap Screw, 5/8"-11 x 1 <sup>1</sup> / <sub>2</sub> ", L.H. Threads
9	G10204	2	Special Machine Bushing, 5/8" x 1" O.D.
10	G10427	12	Rivet, 1/4" x 1/2"
11	GD10473	2	Bearing Housing
12	GA2014	2	Bearing
13	GD11306	2	Disc Blade, 3.5 mm x 15"
14	GB0301	1	Seed Tube Guard/Inner Scraper
15	G10912	2	Hex Socket Head Cap Screw, 5/16"-18 x 1", Grade 8
A	GA8324	-	Disc Blade/Bearing Assembly, Less Dust Cap (Items 10-13)

(IP1268)



ITEM	PART NO.	QTY. (Per Row)	DESCRIPTION
1	---	-	<a href="#">See "Shank Assembly, Seed Tube, and Depth Adjustment" on page P1</a>
2	GA7975	1	Wheel Arm W/Grease Fitting, Bushings And Seals, L.H. (Shown) (Includes Items 3 and 13)
	GA7976	1	Wheel Arm W/Grease Fitting, Bushings And Seals, R.H. (Includes Items 3 and 13)
3	GB0276	2	Bushing, 1" I.D. x 1¼" O.D. x 1" Long (Per Arm)
4	G10014	1	Hex Head Cap Screw, ½"-13 x 1"
	G10228	2	Lock Washer, ½"
	G10216	2	Washer, ½" USS
5	GD11423	4	Half Wheel
6	GD1086	2	Tire
7	GD11453	2	Cover
8	G10924	8	Carriage Bolt, ⅝"-18 x 1¾"
	G10620	8	Serrated Flange Nut, ⅝"-18
9	G10338	12	Carriage Bolt, ⅝"-18 x 1¼"
	G10620	12	Serrated Flange Nut, ⅝"-18
10	G10010	2	Hex Head Cap Screw, ⅝"-11 x 3"
11	G10018	14	Hex Head Cap Screw, ⅝"-18 x ⅝"
	G10109	14	Lock Nut, ⅝"-18, Grade 8
12	GA6171	2	Bearing
13	GD10991	2	Seal (Per Arm)
14	G10204	2	Special Machine Bushing, ⅝" x 1" O.D.
15	G10640	1	Grease Fitting, ¼"-28 (Per Arm)
16	G10940	-	Machine Bushing, 1" (.048" Thick)
A	GA7949	-	Gauge Wheel Complete (Items 5-9 And 11-12)
B	G1K296	-	Gauge Wheel Arm Bushing And Seal Driver Kit, Includes: (1) Seal Driver, (1) Bushing Driver, (1) Instruction

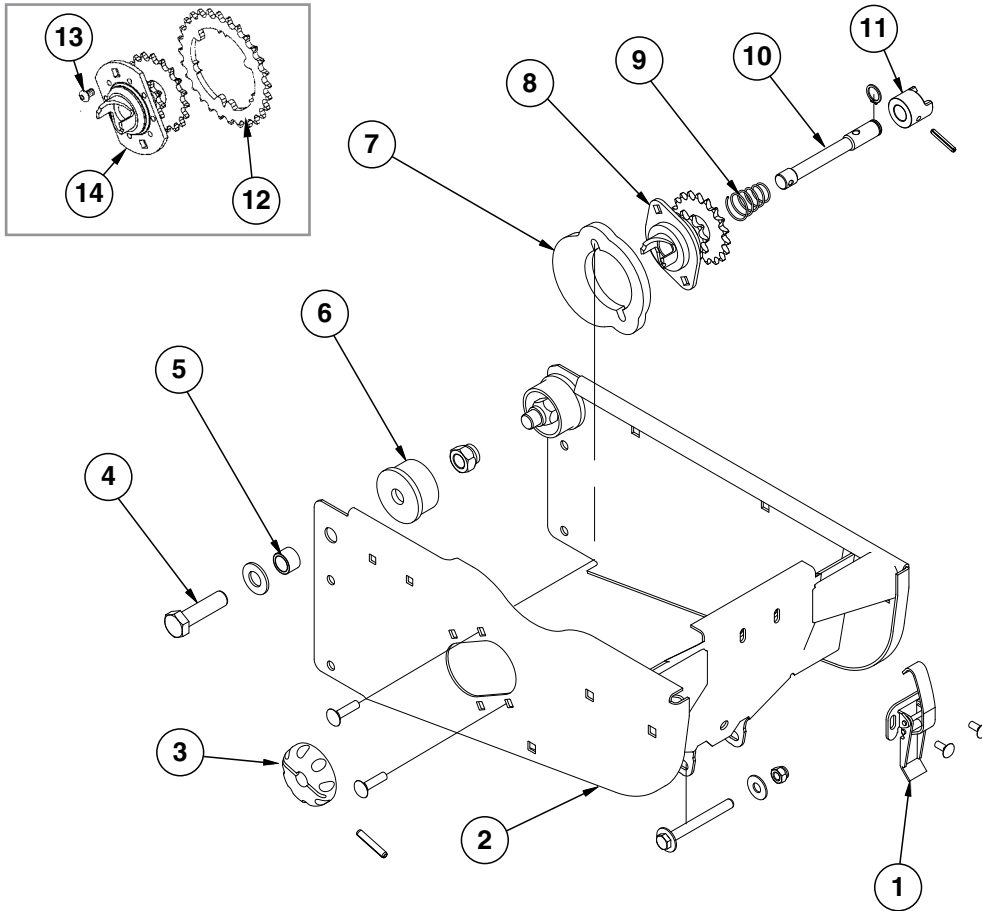
(IP1208)





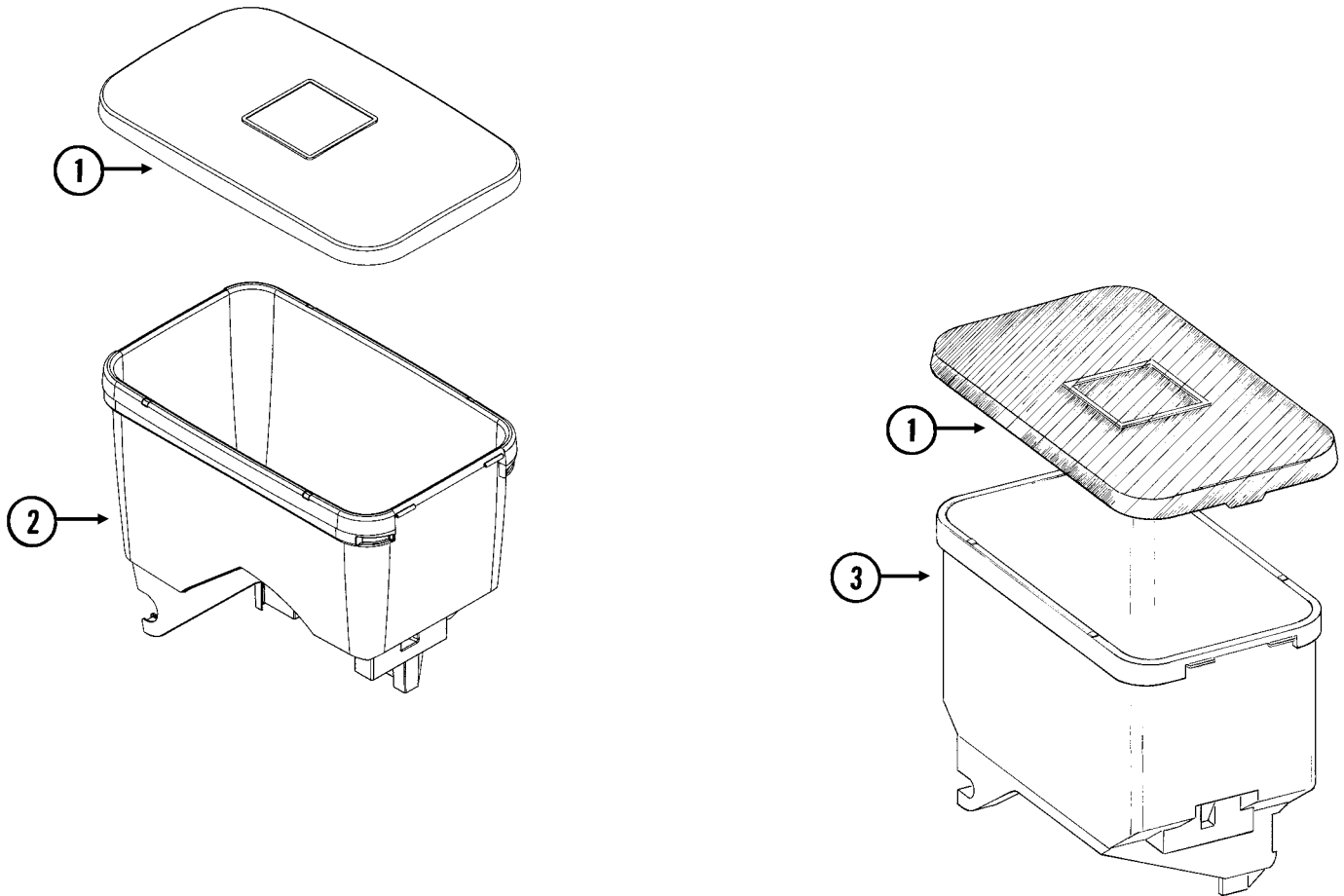
ITEM	PART NO.	QTY. (Per Row)	DESCRIPTION
1	GD9120	4	Nylon Half Wheel
	G10064	12	Hex Head Cap Screw, 1/4"-20 x 1"
2	GD1085	2	Rubber Tire, 1" x 12"
3	GA6171	2	Bearing
4	GA6597	1	Cast Iron Closing Wheel W/Bearing
	GA6171	1	Bearing
5	GB0254	1	Lever
	G10133	1	Hex Head Cap Screw, 5/16"-18 x 1 1/2"
	G10109	1	Lock Nut, 5/16"-18, Grade 8
6	GA15197	1	Arm
7	GB0268	1	Wheel Arm Mount
8	G10001	1	Hex Head Cap Screw, 3/8"-16 x 1"
	G11387	2	Flat Washer, 3/8" SAE
9	G11419	2	Carriage Bolt, 1/2"-13 x 2 1/4"
	G10315	-	Carriage Bolt, 1/2"-13 x 2 1/2" (Used W/Straight Drop In-Furrow Granular Chemical Bracket)
	G11387	-	Flat Washer, 3/8" SAE
10	GB0282	2	Stepped Bushing
11	GB0239	2	Eccentric Bushing
12	G10111	2	Lock Nut, 1/2"-13
13	GD8460	1	Spring
14	G1K345	-	Closing Wheel Shield Kit W/Hardware and Instruction
	GD14065	1	Closing Wheel Shield
	G10599	1	Carriage Bolt, 3/8"-16 x 1 1/4"
	G10308	2	Carriage Bolt, 3/8"-16 x 3/4"
	G10101	3	Hex Nut, 3/8"-16
15	G10013	2	Hex Head Cap Screw, 5/8"-11 x 3 1/2"
	G11391	2	Flat Washer, 5/8" SAE
	GD1109	2	Bushing, 4 1/4" I.D. x 7/8" O.D. x 1/4" Long
	G10230	2	Lock Washer, 5/8"
	G10107	2	Lock Nut, 5/8"-11
A	GA6434	-	Rubber Closing Wheel Complete W/Bearing (Items 1-3)

(IP1209)



ITEM	PART NO.	QTY. (Per Row)	DESCRIPTION
1	GA2007	1	Hopper Hold Down Latch
	G10621	2	Serrated Flange Nut, 1/4"-20
	G10309	2	Carriage Bolt, 1/4"-20 x 5/8", Grade 2
2	GA10155	1	Hopper Support
	G10061	1	Hex Head Cap Screw, 3/8"-16 x 3 1/2"
	G11387	2	Flat Washer, 3/8" SAE
	G10108	1	Lock Nut, 3/8"-16
3	GD11239	1	Knob
4	G10752	2	Hex Head Cap Screw, 5/8"-18 x 2 1/4"
	G11391	2	Flat Washer, 5/8" SAE
	G10412	2	Lock Nut, 5/8"-18
5	GB0218	2	Bushing, 2 1/32" I.D. x 7/8" O.D. x 1 9/32" Long
6	GB0314	2	Hopper Mount
7	GB0331	1	Clutch Adapter Plate
	G10620	2	Serrated Flange Nut, 5/16"-18
	G10338	2	Carriage Bolt, 5/16"-18 x 1 1/4"
8	GA10137	1	Double Sprocket And Bearing, Drive Clutch, 11/19 Tooth (Mechanical)
	GA12143	1	Double Sprocket And Bearing, Drive Clutch, 11/28 Tooth (Vacuum)
9	GD11413	1	Spring
10	GD29507	1	Clutch Shaft
	G10567	1	External Retaining Ring, 5/8"
11	GB0278	1	Coupler
	G10602	1	Spring Pin, 1/4" x 1 1/2"
12	GD17192	1	Bolt-On Sprocket, 28 Tooth
13	G11222	3	Hex Socket Button Head Cap Screw, 5/16"-18 x 1/2", Stainless Steel
	G10620	3	Serrated Flange Nut, 5/16"-18
14	GA10137	1	Double Sprocket And Bearing, Drive Clutch, 11/19 Tooth
A	GA20640	-	Meter Drive Assembly, 11/28 Tooth (Items 3 And 8-11) (Vacuum Shown)
B	GA10151	-	Meter Drive Assembly Complete, 11/19 Tooth (Items 3 And 8-11)

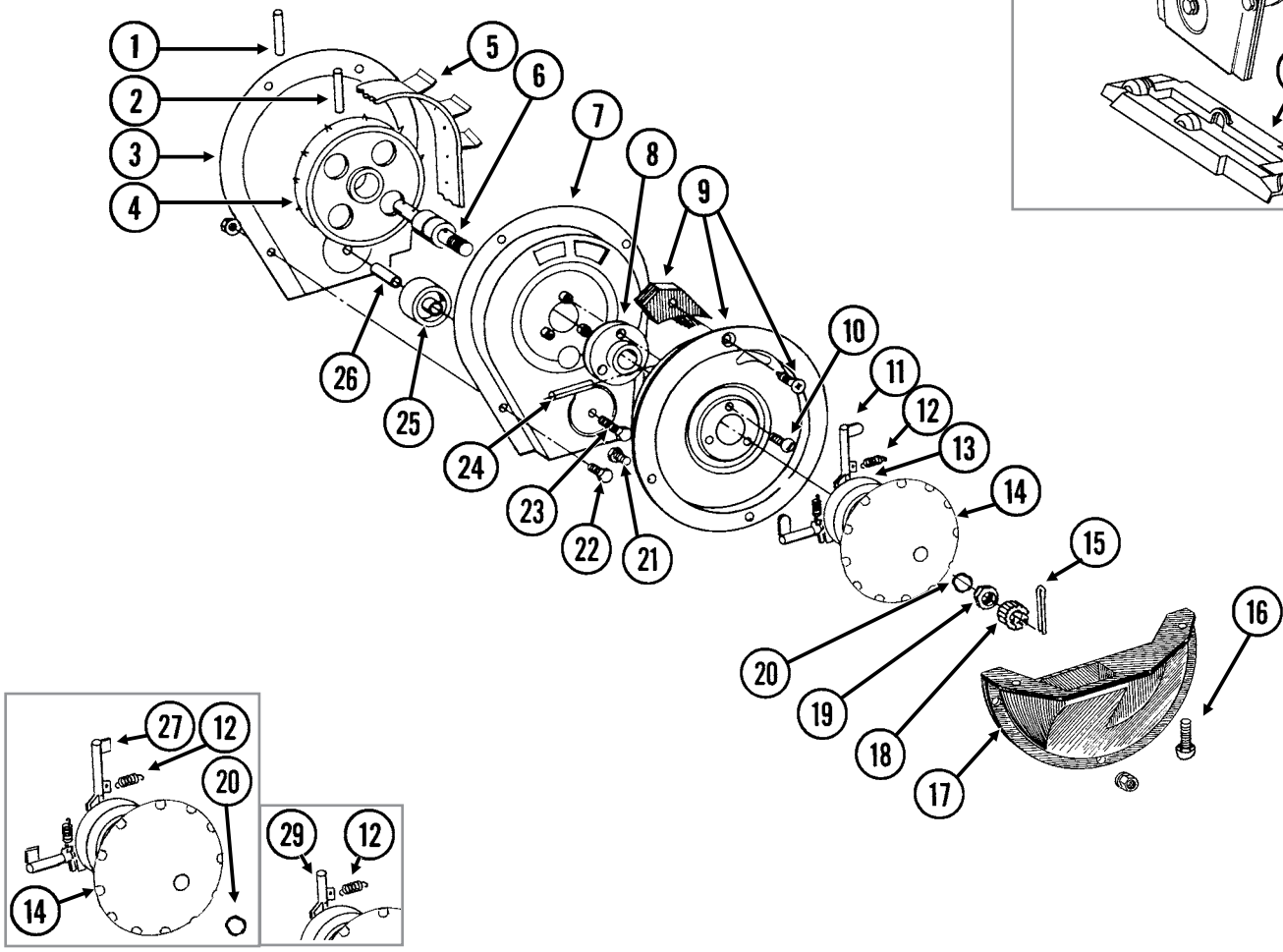
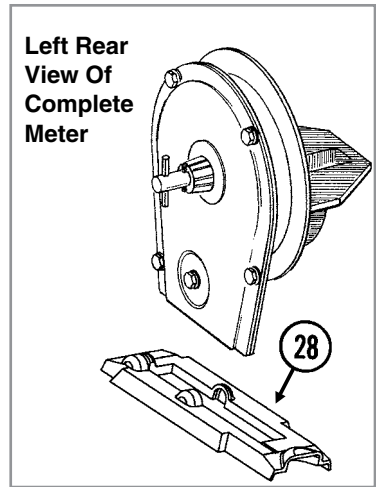
(METR12/RU87e)



ITEM	PART NO.	QTY.	DESCRIPTION
1	GD11279	1	Lid
2	GA20254 GD12561	1 -	Seed Hopper (Vacuum) Threaded Insert, 5/16"-18
3	GA9714 GD12561	1 -	Seed Hopper, Reinforced (Mechanical) Threaded Insert, 5/16"-18

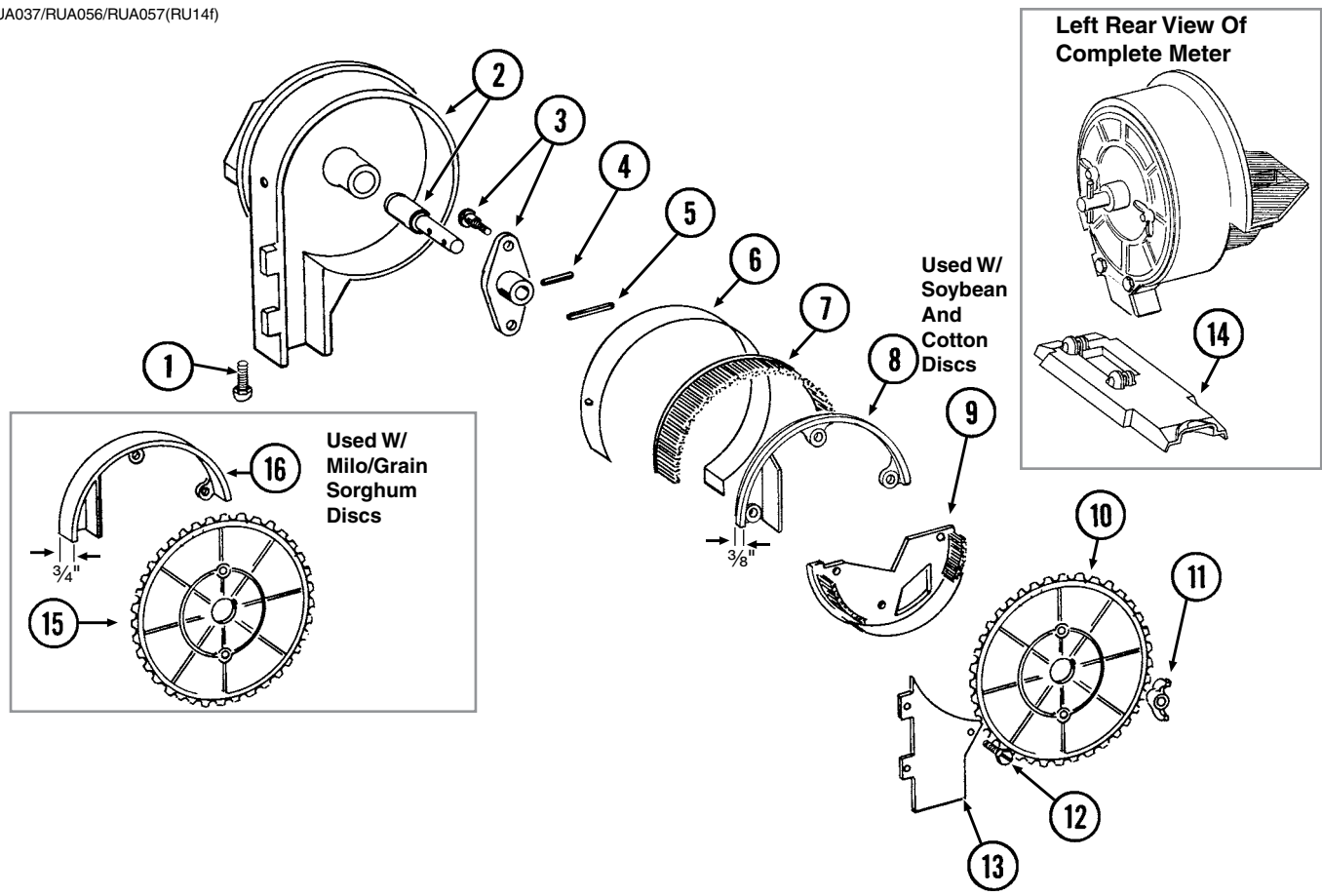
**This page left blank intentionally.**

RUA015/RUA056/RUA057(RU13k/RU13d)



ITEM	PART NO.	QTY. (Per Row)	DESCRIPTION
1	G10602	1	Spring Pin, 1/4" x 1 1/2"
2	G10604	1	Spring Pin, 3/16" x 1 1/2"
3	GD26419	1	Housing Cover
4	GD1041	1	Belt Drive Sprocket
5	GD11286	1	Seed Belt
6	GA2019	1	Bearing
7	GA18201	1	Conveyor Housing
8	GB0110	1	Bearing Housing
9	GR1569	1	Carrier Plate W/Brush And Screw (Corn)
	GR0664	-	Carrier Plate W/Brush And Screw (Sunflower)
	GA2020	-	Brush
	G10690	-	Rolling Thread Screw, No. 10 x 3/4"
10	G10401	3	Slotted Hex Washer Head Screw, No. 10-32 x 5/8"
11	GD18704	12	Finger, Corn
12	GD19790	12	Spring
13	GB0410	1	Cam
14	GD11528	1	Finger Holder
15	G10470	1	Cotter Pin, 5/32" x 1"
16	G11009	2	Locking Thumbscrew, 5/16"-18 x 3/4"
17	GD11311	1	Seed Baffle
18	GD1083	1	Cover Nut
19	G10500	1	Jam Nut, 5/8"-18 UNF
20	GA8343	1	Wave Washer, 5/8" (Triple Wave)
21	G10020	3	Hex Head Cap Screw, 1/4"-20 x 5/8"
	G10323	3	Hex Flange Nut, 1/4"-20, No Serrations
22	G10022	4	Hex Head Cap Screw, 1/4"-20 x 1/2"
	G10621	4	Serrated Flange Nut, 1/4"-20
23	G10021	1	Hex Head Cap Screw, 1/4"-20 x 1 1/2"
	G10621	1	Serrated Flange Nut, 1/4"-20
24	G10603	1	Spring Pin, 1/4" x 1 1/4"
25	GD1042	1	Idler
26	GB0120	1	Bushing, 1 7/64" I.D. x 1 1/32" Long
27	GD19333	12	Finger, Oil Sunflower
28	GD15698	1	Shank Cover, Finger Pickup Seed Meter
29	GD11787	-	Half Rate Blank Finger
A	GR1848	-	Finger Assembly, Corn (Items 11-14 And 20)
B	GR2154	-	Finger Assembly, Oil Sunflower (Items 12, 14, 20, 27 And 30)
C	700-01078	-	Corn Meter Assembly (Items 1-26 and 28)

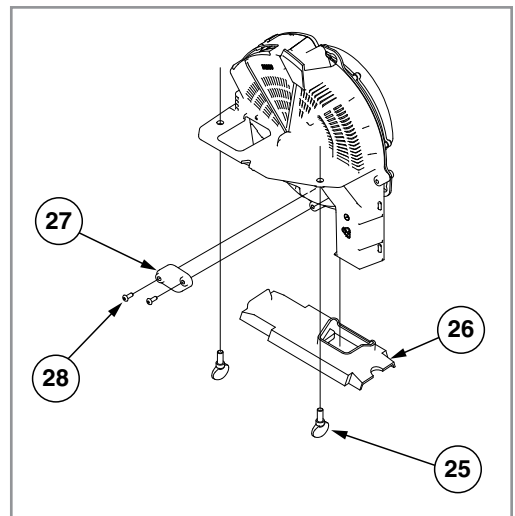
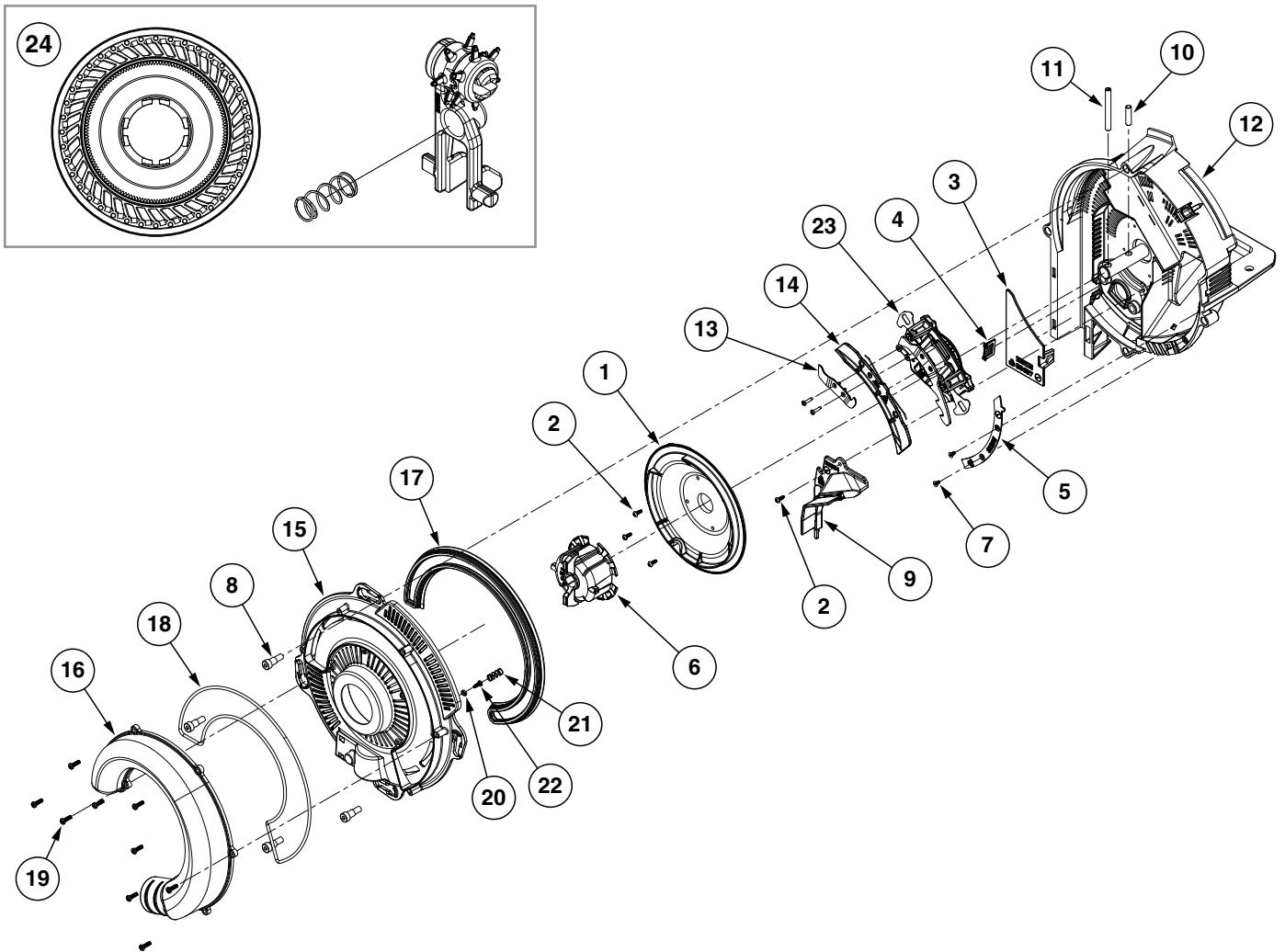
RUA037/RUA056/RUA057(RU14f)





ITEM	PART NO.	QTY. (Per Row)	DESCRIPTION
1	G11009	2	Locking Thumbscrew, 5/16"-18 x 3/4"
2	GA18208	1	Housing W/Bearing
	GA5698	-	Bearing
3	GA6038	1	Hub W/Shoulder Bolts
	GD1755	-	Shoulder Bolt, 1/4"-20 (2 Used)
4	G10603	1	Spring Pin, 1/4" x 1 1/4"
5	G10602	1	Spring Pin, 1/4" x 1 1/2"
6	GD8778	1	Wear Strip
7	GA5699	1	Upper Brush
8	GD11122	1	Upper Brush Retainer (Used W/Soybean And Cotton Discs)
9	GA5834	1	Lower Brush
10	GA5794	-	Seed Disc, Soybean, 60 Cell, Black Color-Coded
	GA6184	-	Seed Disc, Specialty Soybean, 48 Cell, Dark Blue Color-Coded
	GA5796	-	Seed Disc, Cotton, Acid-Delinted, 30 Cell, White Color-Coded
	GA6168	-	Seed Disc, Large Cotton, Acid-Delinted, 36 Cell, Tan Color-Coded
	GA6478	-	Seed Disc, High-Rate Cotton, Acid-Delinted, 48 Cell, Light Green Color-Coded
	GA6182	-	Seed Disc, Hill-Drop Cotton, Acid-Delinted, 12 Cell, Brown Color-Coded
	GA7255	-	Seed Disc, Small Hill-Drop Cotton, Acid-Delinted, 12 Cell, Dark Green Color-Coded
11	G10531	2	Wing Nut W/Nylon Insert, 1/4"-20
12	G11151	9	Hex Washer Head Screw, No. 10-16 x 1/2"
	G10634	-	Slotted Tap Screw, No. 10-24 x 5/8" (Use As Required)
13	GD7878	1	Cover
14	GD15699	1	Shank Cover, Brush-Type Seed Meter
15	GA5982	-	Seed Disc, Small Milo/Grain Sorghum, 30 Cell, Red Color-Coded
	GA6187	-	Seed Disc, Large Milo/Grain Sorghum, 30 Cell, Light Blue Color-Coded
	GA5795	-	Seed Disc, High-Rate Small Milo/Grain Sorghum, 60 Cell, Red Color-Coded
	GA6633	-	Seed Disc, High-Rate Large Milo/Grain Sorghum, 60 Cell, Yellow Color-Coded
16	GD8237	-	Upper Brush Retainer (Used W/Milo/Grain Sorghum Discs)
A	700-01079	-	Brush Meter (Items 1-9 and 11-14)

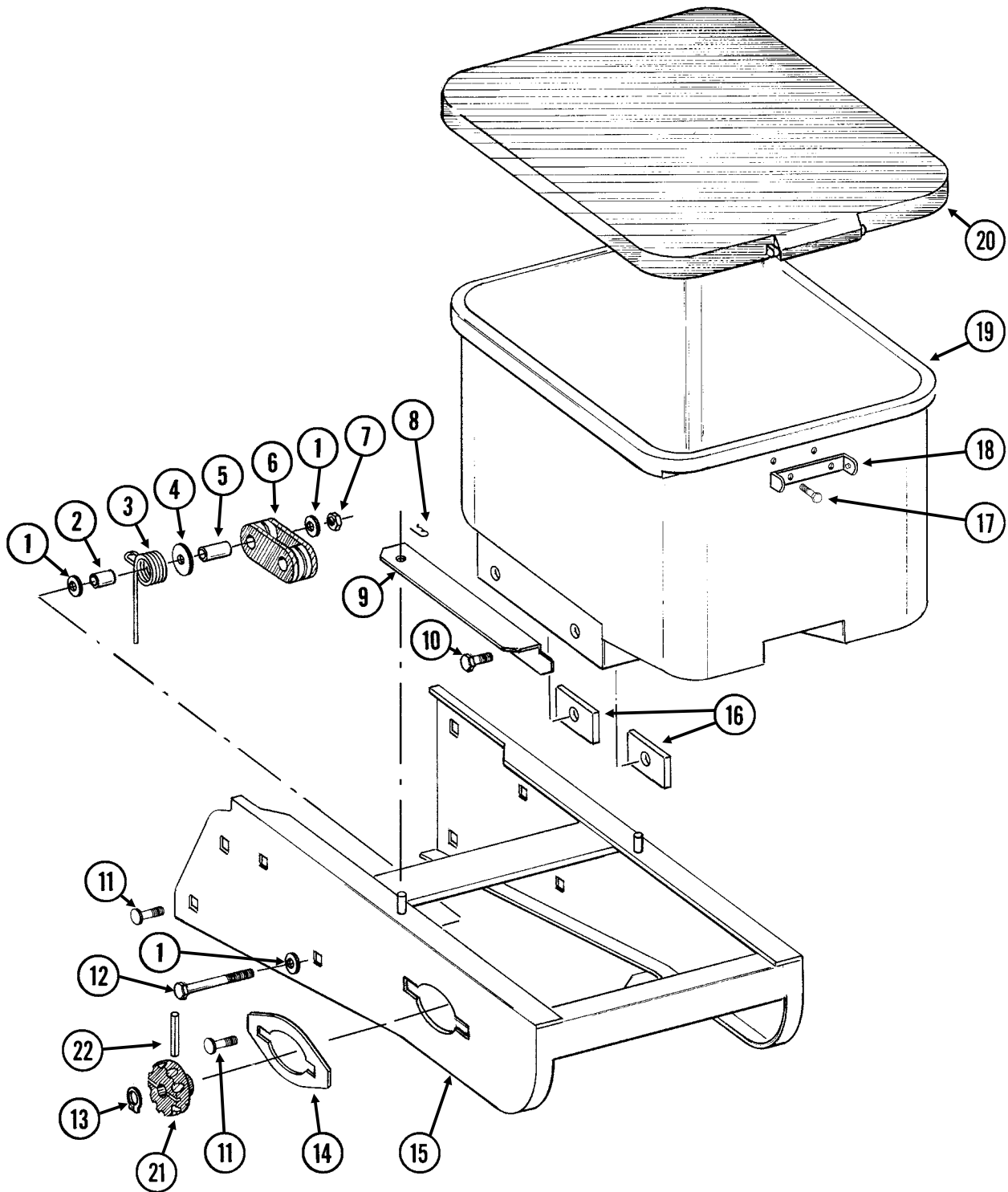
(IP1507)



ITEM	PART NO.	QTY.	DESCRIPTION
1	GB0815	1	Shield
2	G11619	4	Phillips Pan Head Tapping Screw, No. 6-19 x 3/8"
3	GB0697	1	Chute Cover
4	GB0780	1	Brush
5	GB0823	1	Baffle
6	GB0816	1	Disc Hub
7	G11618	2	Torx Flat Head Tapping Screw, No. 6-19 x 1/4"
8	G11172	4	Hex Socket Head Shoulder Screw, 1/4"-20 x 3/8", Stainless Steel
9	GA20746	1	Brush Assembly
10	G11448	1	Pin, 1/4" x 1"
11	G10475	1	Spring Pin, 1/4" x 2 1/4"
12	GA20620	1	Meter Housing W/Bearing
13	GB0809	1	Inner Blade
	GB0958	1	Outer Blade
	G11693	-	Torx Flat Head Machine Screw, No. 4-40 x 1/2"
14	GA20110	1	Singulator Guide Sub Assembly
15	GB0920	1	Cover
16	GB0818	1	Vacuum Port, Pull Row Unit
17	GB0676	1	Lip Seal
18	GD26593	1	Gasket Housing
19	G11556	9	Phillips Pan Head Tapping Screw, 6-19 x 1/2"
20	GB0907	1	Retainer Spring
21	GD25147	1	Compression Spring
22	G11619	1	Phillips Pan Head Tapping Screw, No. 6-19 x 3/8"
23	GA18775	1	Singulator Assembly (Includes Items 13 and 14)
24	*G9040X	1	Seed Disc, Corn, 40 Cell, Light Blue Color-Coded, Ejector Wheel, and Spring
	*G9041X	-	Seed Disc, Soybean, 120 Cell, Black Color-Coded, Ejector Wheel, and Spring
	*G9043X	-	Seed Disc, Sugar Beets/Milo, Dark Orange Color-Coded, Ejector Wheel, and Spring
	*G9042X	-	Seed Disc, Sunflower, 40 Cell, Gray Color-Coded, Ejector Wheel, and Spring
	*G9272X	-	Seed Disc, Cotton, 60 Cell, Green Color-Coded, Ejector Wheel, and Spring
	*G9273X	-	Seed Disc, Black Turtle and Navy Edible Bean and Popcorn, 60 Cell, Brown Color-Coded, Ejector Wheel, and Spring
	*G9308X	-	Seed Disc, Pinto and Great Northern Edible Beans and Low-Rate Soybean, 60 Cell, Dark Blue Color Coded, Ejector Wheel, and Spring
25	G11009	2	Locking Thumbscrew, 5/16"-18 x 3/4"
26	GB0926	1	Shank Cover
27	GD28631	1	Cover Plate
28	G11281	2	Hex Button Head Cap Screw, 10-24 x 1/2"
A	G9277X	-	Vacuum Meter Assembly, Pull Row Unit (Items 1-23 and 25-28)
B	GA20622	-	Cover Assembly (Items 15-22)

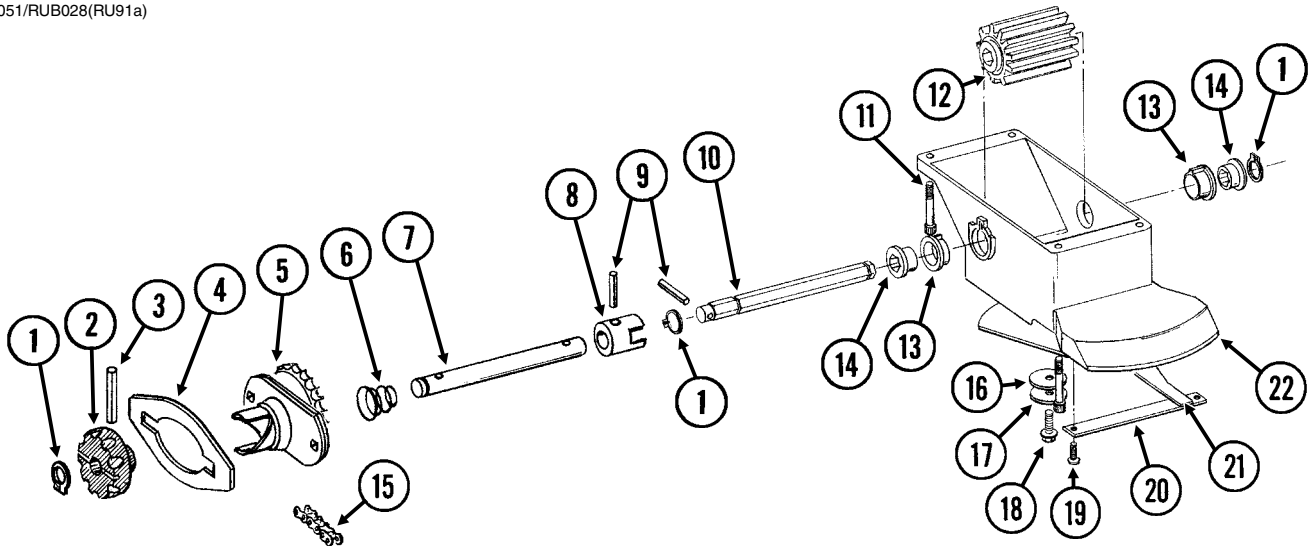
\*Includes seed disc, ejector wheel, and spring.

(METR14d)



ITEM	PART NO.	QTY. (Per Row)	DESCRIPTION
1	G11387	3	Flat Washer, 3/8" SAE
2	GD2971-10	1	Sleeve, 9/16" Long
3	GD11219	1	Spring
4	G10201	1	Special Washer, 3/8" x 1 1/2" O.D.
5	GD1026	1	Sleeve, 1 3/16" Long
6	GD11962	1	Idler
7	G10108	1	Lock Nut, 3/8"-16
8	G10670	2	Hair Pin Clip, No. 3
9	GD1059L	1	Support, L.H. (Shown)
	GD1059R	1	Support, R.H.
10	G10002	4	Hex Head Cap Screw, 3/8"-16 x 3/4"
	G10229	4	Lock Washer, 3/8"
11	G10312	8	Carriage Bolt, 5/16"-18 x 3/4"
	G10620	8	Serrated Flange Nut, 5/16"-18
12	G10325	1	Hex Head Cap Screw, 3/8"-16 x 2 3/4"
13	G10567	3	External Retaining Ring, 5/8"
14	GD11305	1	Plate
15	A10759	1	Hopper Panel Extension (Non-Stock Item) (Sub Wholegoods Order Code 700-01099)
16	GD11424	4	Block
17	G10023	2	Hex Head Cap Screw, 1/4"-20 x 3/4"
	G10621	2	Serrated Flange Nut, 1/4"-20
18	GD1060	1	Hinge
19	GA8371	1	Hopper
20	GA4444	1	Lid
21	GD11239	1	Knob
22	G10602	1	Spring Pin, 1/4" x 1 1/2"

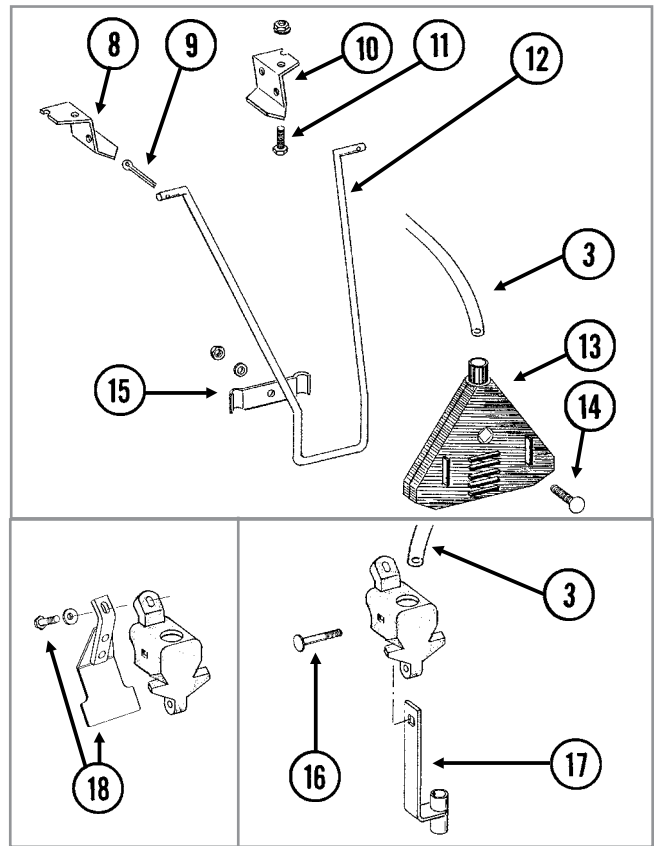
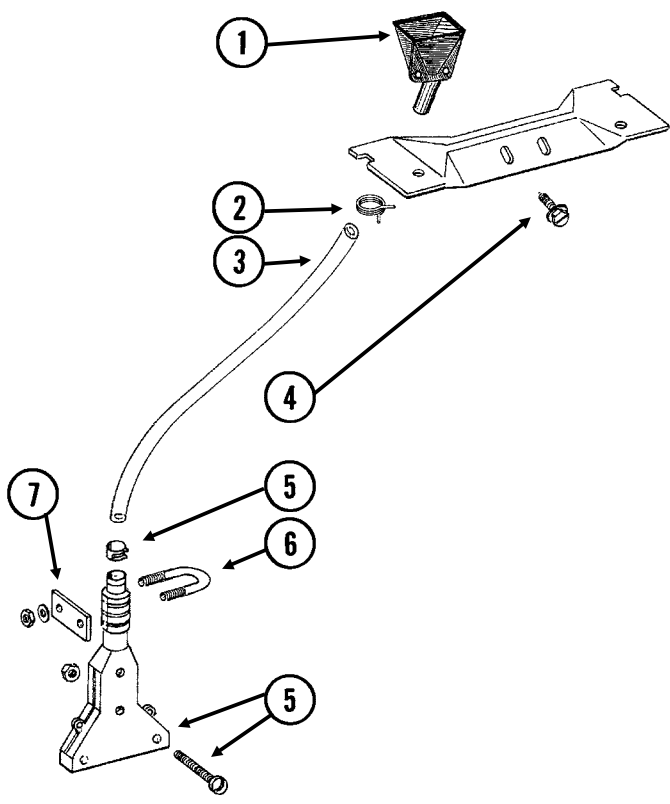
RUA051/RUB028(RU91a)



ITEM	PART NO.	QTY. (Per Row)	DESCRIPTION
1	G10567	3	External Retaining Ring, 5/8"
2	GD11239	1	Knob
3	G10602	1	Spring Pin, 1/4" x 1 1/2"
4	---	-	<a href="#">See "Granular Chemical Hopper and Hopper Panel Extension" on page P25</a>
5	GA8364	1	Sprocket And Bearing, Drive Clutch, 24 Tooth
6	GD11413	1	Spring
7	GD11240	1	Shaft
8	GB0278	1	Coupler
9	G10546	2	Spring Pin, 3/16" x 1 1/4"
10	GD11297	1	Shaft
11	G10921	4	Hex Socket Head Cap Screw, No. 10-24 x 7/8"
	G10257	4	Lock Washer, No. 10
12	GD7148	1	Feed Roller, Hex Bore
13	GB0115	2	Bearing
14	GD7258	2	Hex Bushing
15	G3303-108	1	Chain, No. 41, 108 Pitch Including Connector Link (Vacuum)
	G3303-114	-	Chain, No. 41, 114 Pitch Including Connector Link (Mechanical)
	GR0196	1	Connector Link, No. 41
16	G10660	1	Wave Washer, 1/2"
17	G11385	1	Flat Washer, 1/4" SAE
18	G10570	1	Slotted Hex Self-Tapping Screw, 1/4"-20 x 3/4"
19	G11073	2	Slotted Hex Self-Tapping Screw, No. 10 x 3/8"
20	GD1061	1	Support Strap
21	GD1063	1	Metering Gate
22	GB0116	1	Granular Housing
A	GA8326	-	Granular Chemical Meter Complete (Items 1, 9, 10, 12-14, and 16-22)
B	GA8366	-	Granular Chemical Meter Clutch (Items 1-3 and 5-9)

**This page left blank intentionally.**

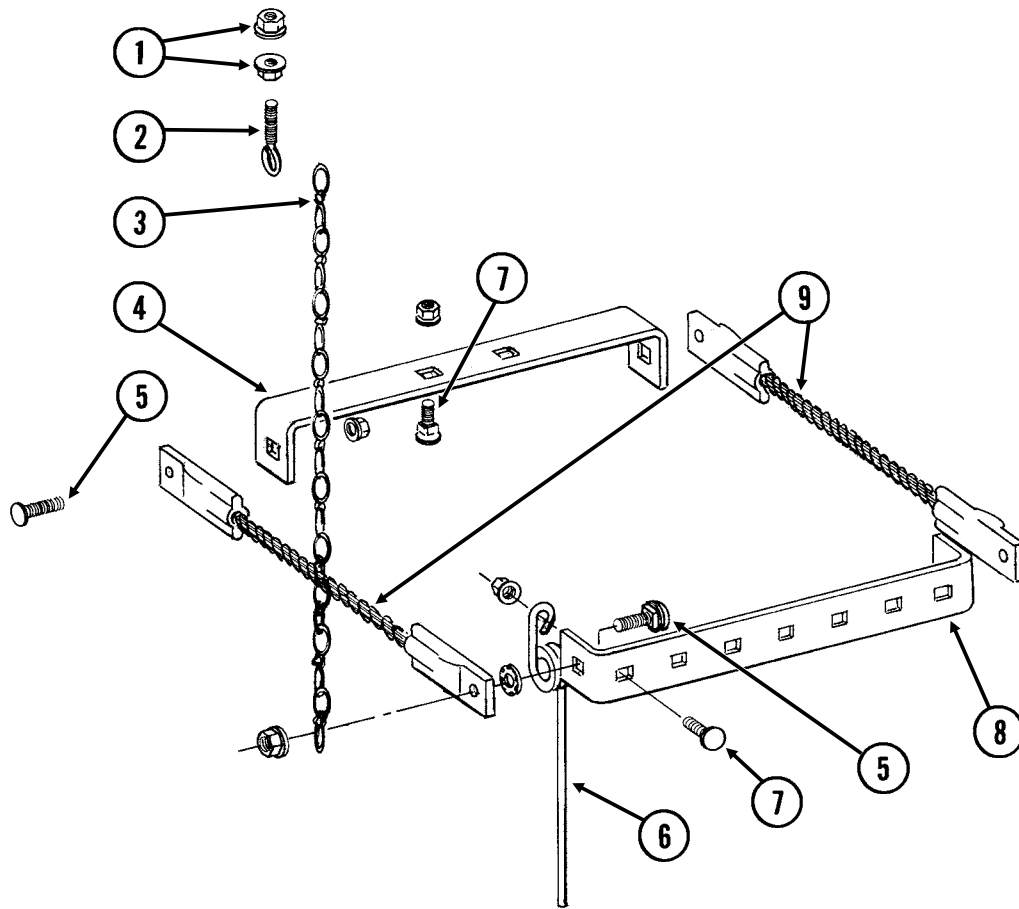
RUA061/RUA073(RU101mm/RU83m)





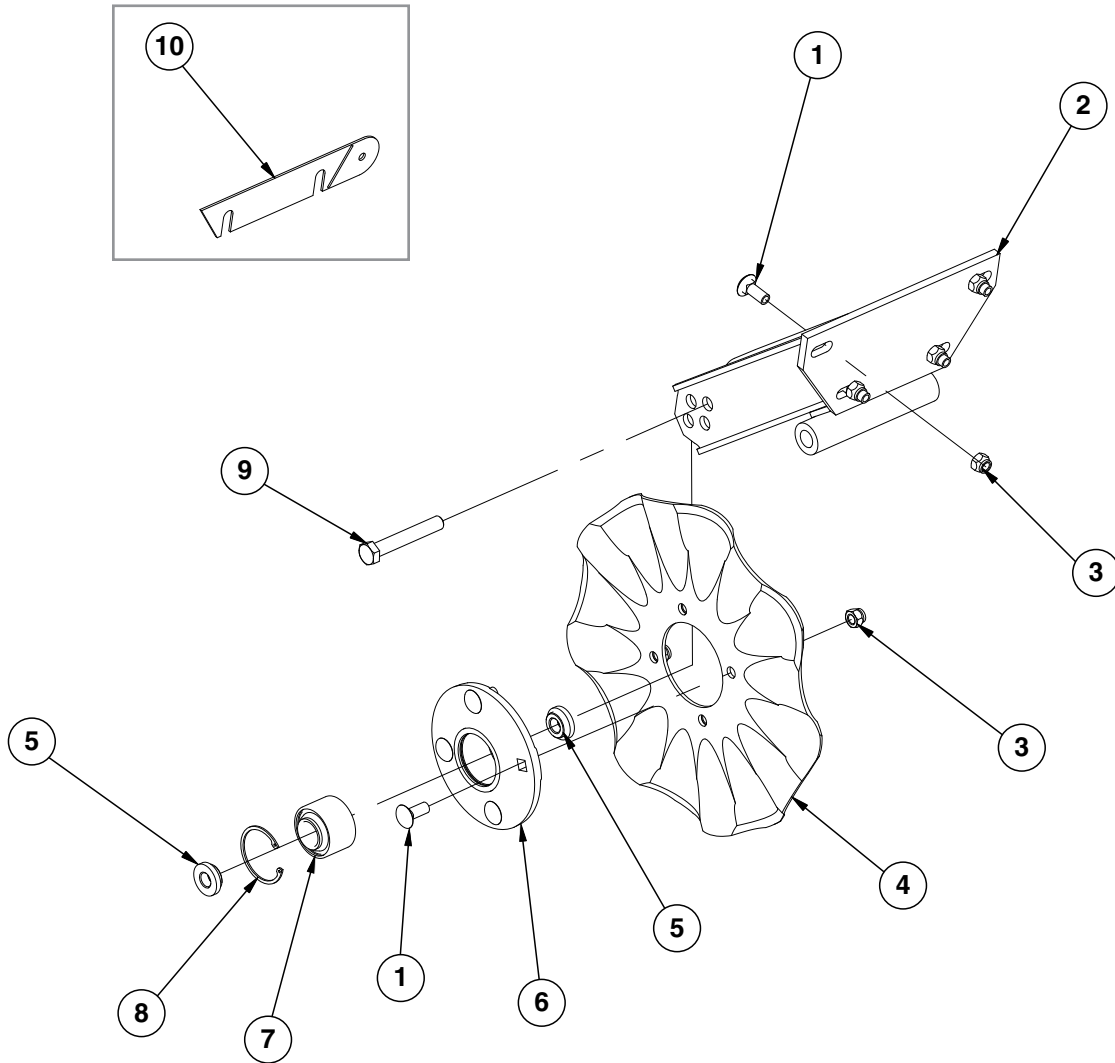
ITEM	PART NO.	QTY.	DESCRIPTION
1	GD2423	1	Funnel
2	G11209	1	Wire Hose Clamp, ¾"
3	GD2947	1	Hose, 7/16" x 28"
4	G10523	2	Slotted Pan Head Self-Tapping Screw, No. 10 x ½"
5	GA6907	1	Slope-Compensating Bander W/Hardware (4½" Band Width)
	G10864	1	Uni-Clamp
	G10757	2	Pan Head Screw, No. 10-32 x 1¼"
	G10758	2	Hex Nut, No. 10-32
6	GD10963	1	U-Bolt, 1½" x 1⅝" x ¼"-20
	G11385	2	Flat Washer, ¼" SAE
	G10110	2	Lock Nut, ¼"-20, Grade B
7	GD10984	1	Spacer
8	GD1115L	-	Hanger Bracket, L.H.
9	G10452	-	Cotter Pin, ⅛" x ½"
10	GD1115R	-	Hanger Bracket, R.H.
11	G10310	-	Carriage Bolt, ¼"-20 x ¾", Grade 2
	G10227	-	Lock Washer, ¼"
	G10103	-	Hex Nut, ¼"-20
12	GD1116	-	Hanger
13	GA2075	-	Diffuser, 14" Band
14	G10306	-	Carriage Bolt, ⅜"-16 x 2"
	G10229	-	Lock Washer, ⅜"
	G10101	-	Hex Nut, ⅜"-16
15	GD1118	-	Clamp
16	G10315	1	Carriage Bolt, ½"-13 x 2½" (Replaces Existing ½" x 2¼" Hardware)
17	GA6741	1	Bracket (Straight Drop In-Furrow)
18	G1K385	-	Bander Shield Kit W/Hardware And Instruction
	G10003	1	Hex Head Cap Screw, ⅜"-16 x 1½"
	G11387	1	Flat Washer, ⅜" SAE

RUA055(RU95)



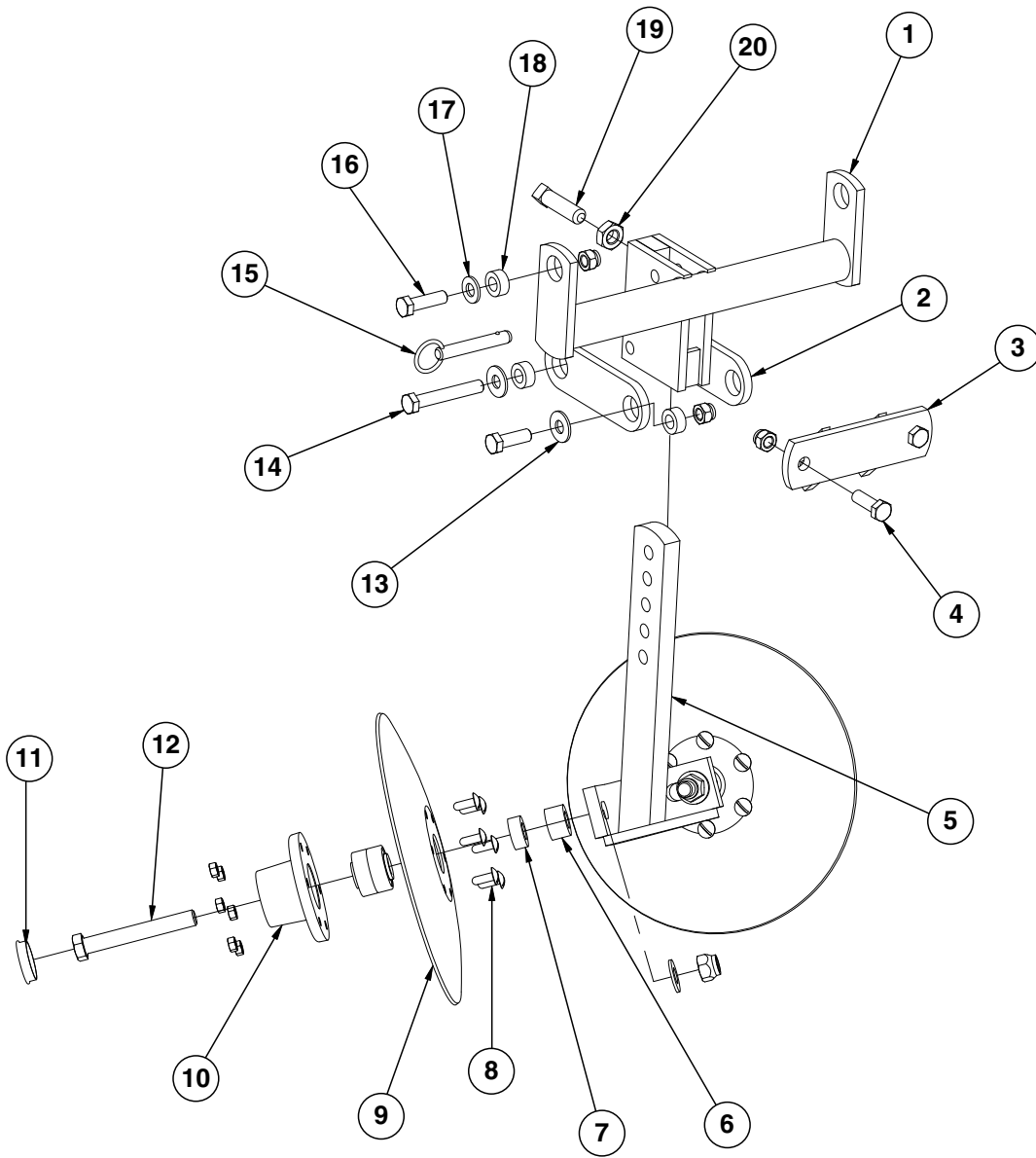
ITEM	PART NO.	QTY. (Per Row)	DESCRIPTION
1	G10621	4	Serrated Flange Nut, 1/4"-20
2	GD2460	2	Eyebolt, 1/4"-20
3	G3305-01	2	Twin Loop Chain, 9 Links
4	GD1143	1	Front Bracket
5	G10305	4	Carriage Bolt, 3/8"-16 x 1"
	G10529	4	External Tooth Lock Washer, 3/8"
	G10622	4	Serrated Flange Nut, 3/8"-16
6	GD1145	7	Spring Tooth
7	G10305	9	Carriage Bolt, 3/8"-16 x 1"
	G10622	9	Serrated Flange Nut, 3/8"-16
8	GD1144	1	Rear Bracket
9	GA2094	2	Cable Assembly

(IP1279)



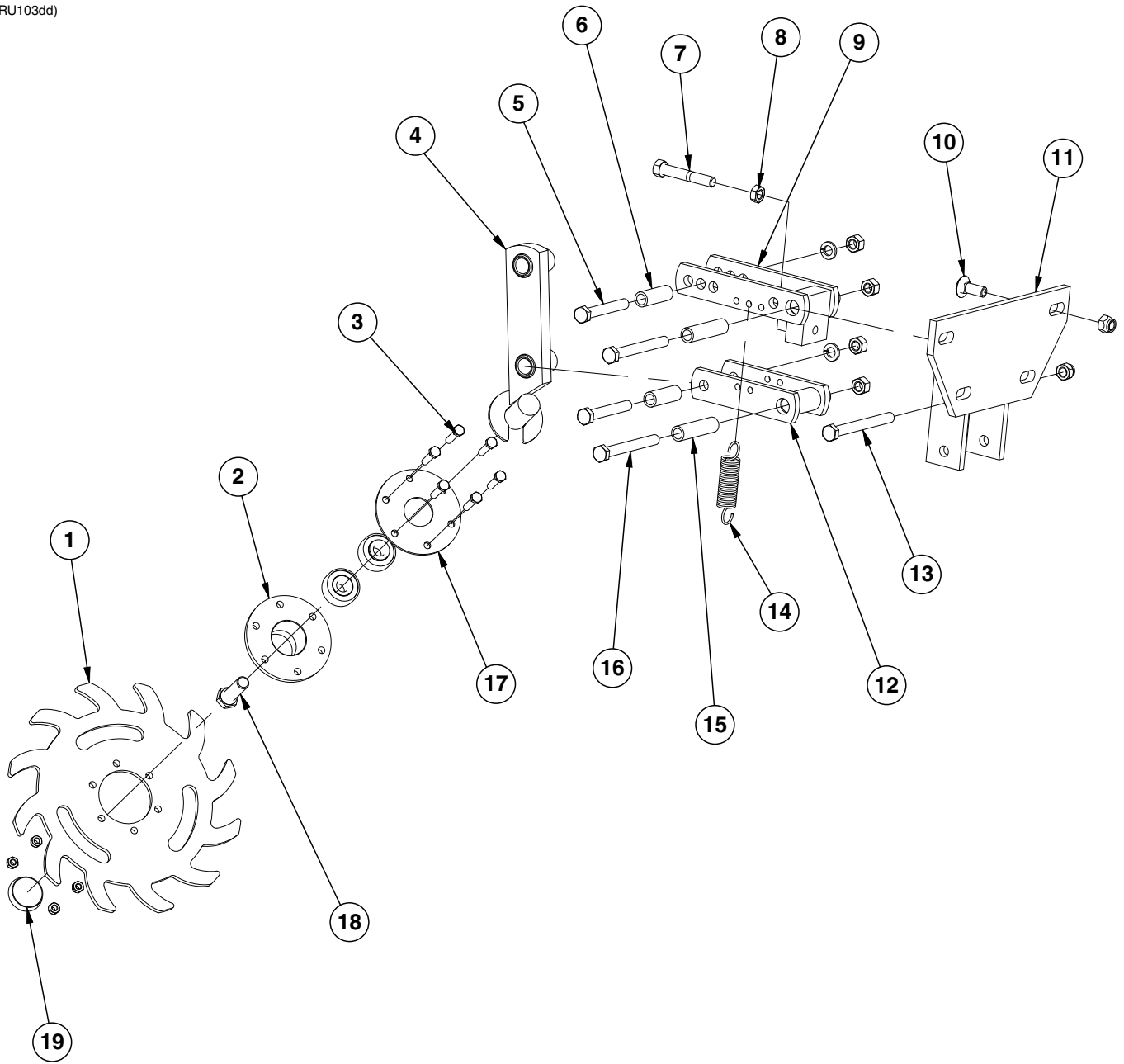
ITEM	PART NO.	QTY. (Per Row)	DESCRIPTION
1	G10574	8	Carriage Bolt, 1/2"-13 x 1 1/4"
2	GA11520	1	Arm
3	G10111	8	Lock Nut, 1/2"-13
4	GD7803	1	Disc Blade, Fluted, 1", 8 Flutes (Shown)
	GD7804	-	Disc Blade, Bubbled, 1"
	GD9254	-	Disc Blade, Fluted, 3/4", 13 Flutes
5	GD11677	2	Adapter
6	GA8641	1	Hub W/Bearing And Retaining Ring (Includes items 7 and 8)
7	GA8603	1	Bearing, Double Row
8	GD19292	1	Retaining Ring (Square), 27/16"
9	G10036	1	Hex Head Cap Screw, 5/8"-11 x 4"
	G10107	1	Lock Nut, 5/8"-11
10	GD14398	1	Spacer

(IP1284)



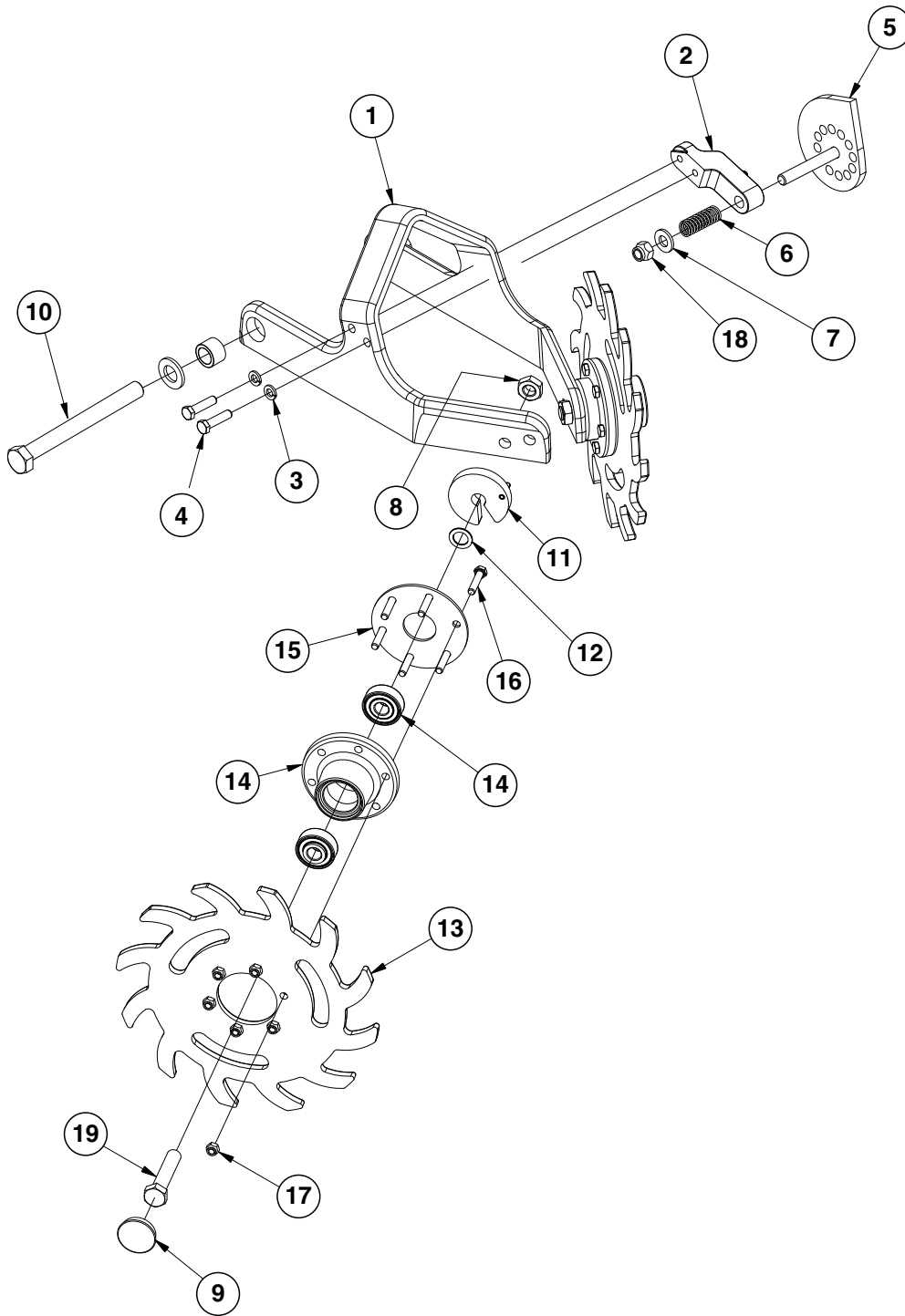
ITEM	PART NO.	QTY. (Per Row)	DESCRIPTION
1	GA5719	1	Mounting Bracket
2	GD7890	2	Link
3	GA5715	1	Anchor
4	G10017	2	Hex Head Cap Screw, 1/2"-13 x 1 1/2"
	G10111	2	Lock Nut, 1/2"-13
5	GA5718	1	Support Arm
6	GD7817-01	2	Spacer, 1 1/16" I.D. x 3/4" Long
7	GD7817-04	2	Spacer, 1 1/16" I.D. x 1/2" Long
8	G10572	12	Truss Head Slotted Machine Screw, 5/16"-18 x 7/8"
	G10106	12	Hex Nut, 5/16"-18
9	GD7823	-	Disc Blade, Solid, 12" (Shown)
	GD8307	-	Disc Blade, Notched, 12"
10	GA5654	2	Hub W/Bearings
	GA2014	-	Bearing
11	GD1132	2	Dust Cap
12	G10318	2	Hex Head Cap Screw, 5/8"-11 x 4 1/2"
	G10107	2	Lock Nut, 5/8"-11
	G11391	2	Flat Washer, 5/8" SAE
13	G11389	2	Flat Washer, 1/2" SAE
	G10017	2	Hex Head Cap Screw, 1/2"-13 x 1 1/2"
	G10111	2	Lock Nut, 1/2"-13
14	G10585	1	Hex Head Cap Screw, 1/2"-13 x 3 1/4"
	G11389	2	Flat Washer, 1/2" SAE
	G10111	1	Lock Nut, 1/2"-13
15	G10536	1	Detent Pin, 1/2" x 2 1/2" Grip
16	G10039	2	Hex Head Cap Screw, 1/2"-13 x 1 3/4"
	G10111	2	Lock Nut, 1/2"-13
17	G11389	2	Flat Washer, 1/2" SAE
18	GD7889	6	Bushing, 1" O.D. x 9/16" I.D. x 7/16" Long
19	G10597	1	Square Head Set Screw, 5/8"-11 x 2 1/4"
20	G10503	1	Hex Jam Nut, 5/8"-11, Grade 2

(RU103dd)



ITEM	PART NO.	QTY. (Per Row)	DESCRIPTION
1	GB0387	1	Wheel, 12 Tine, 3/8" x 12"
2	GA5654	1	Hub W/Bearings
	GA2014	-	Bearing
3	G10133	6	Hex Head Cap Screw, 5/16"-18 x 1 1/2"
	G10109	6	Lock Nut, 5/16"-18, Grade 8
4	GA6838	1	Wheel Mount
5	G10033	2	Hex Head Cap Screw, 1/2"-13 x 3 1/2"
	G10228	2	Lock Washer, 1/2"
	G10102	2	Hex Nut, 1/2"-13
6	GD9720	2	Spacer, 1/2" x 2 3/16" Long
7	G10371	1	Hex Head Cap Screw, 1/2"-13 x 3", Full Thread
8	G10501	1	Hex Jam Nut, 1/2"-13, Grade 2
9	GA6833	1	Upper Link
10	G10574	4	Carriage Bolt, 1/2"-13 x 1 1/4"
	G10111	4	Lock Nut, 1/2"-13
11	GA6832	1	Mount
12	GA6834	1	Lower Link
13	G10348	1	Hex Head Cap Screw, 1/2"-13 x 5" (Lockup Bolt)
	G10111	1	Lock Nut, 1/2"-13
14	GD5857	2	Spring
15	GD9715	2	Spacer, 1/2" x 3" Long
16	G10045	2	Hex Head Cap Screw, 1/2"-13 x 4 1/2"
	G10228	2	Lock Washer, 1/2"
	G10102	2	Hex Nut, 1/2"-13
17	GD9724	1	Backing Plate
18	G10006	1	Hex Head Cap Screw, 5/8"-11 x 2 1/4"
19	GD1132	1	Dust Cap
A	GA12236	-	Wheel Assembly, 12 Tine, R.H. (Items 1-3 and 18)

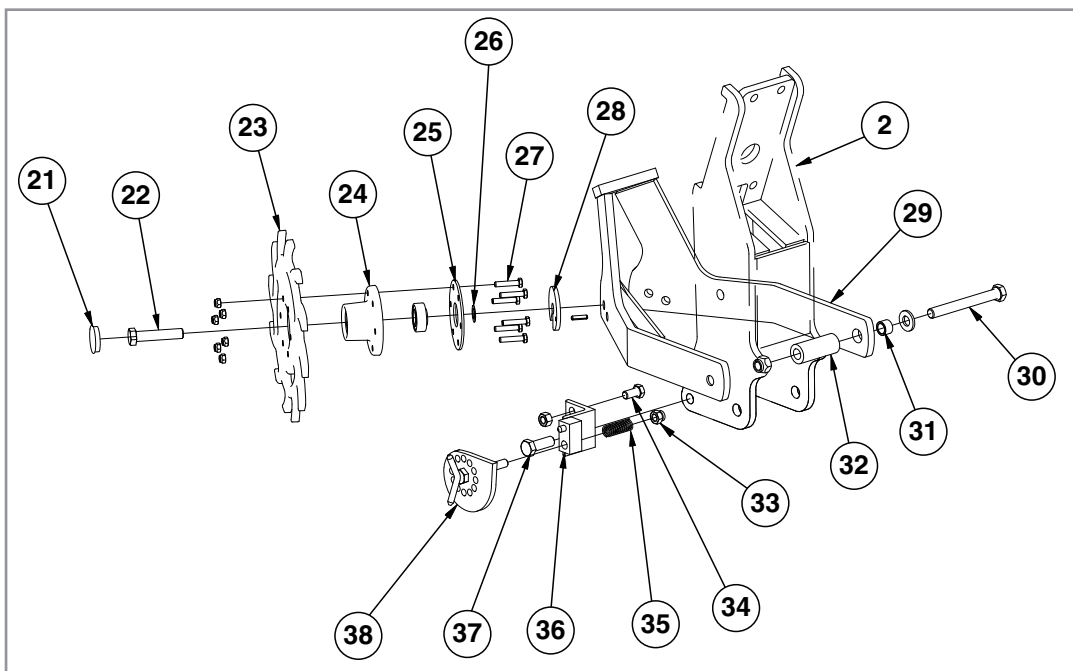
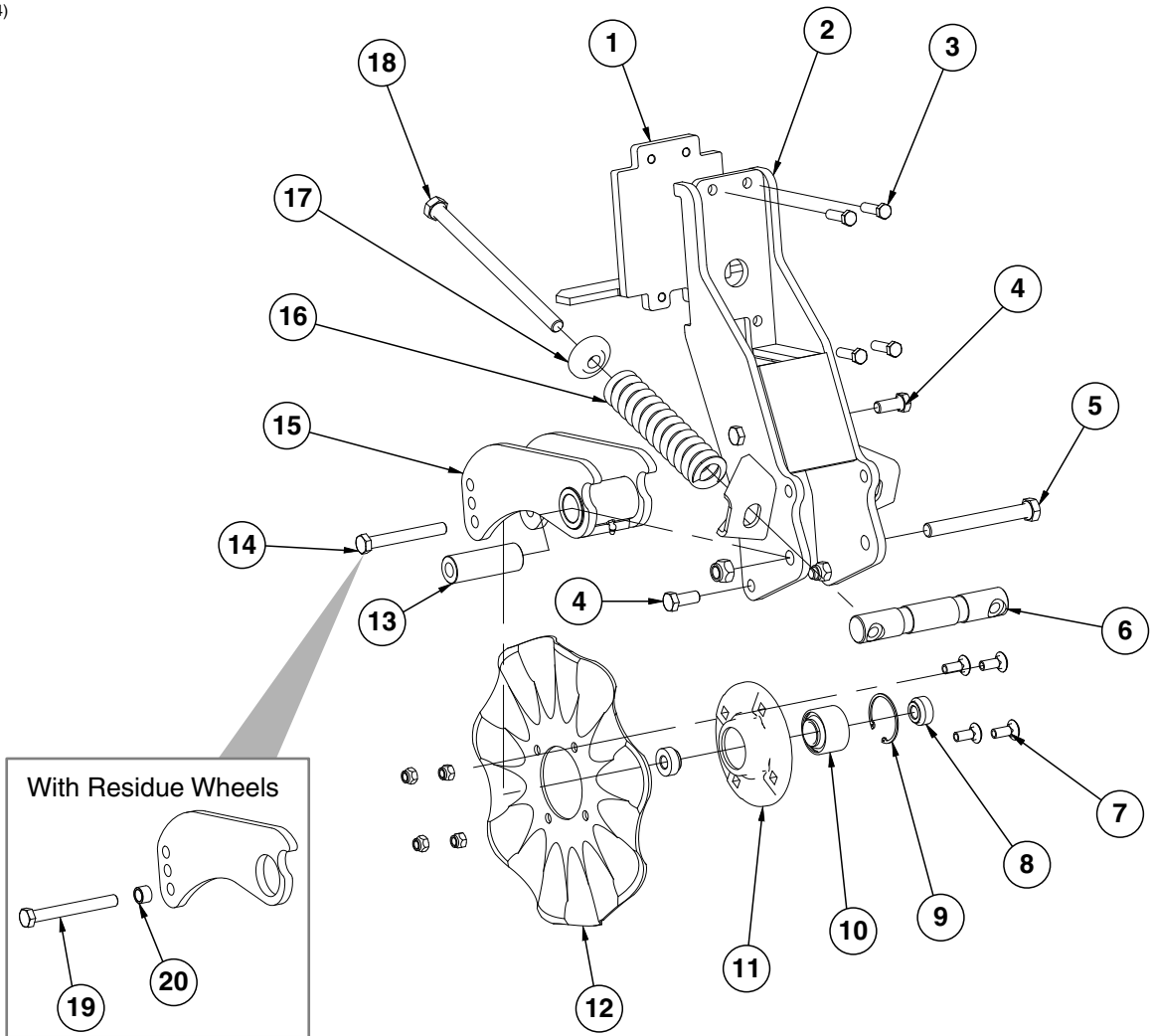
(IP1468)



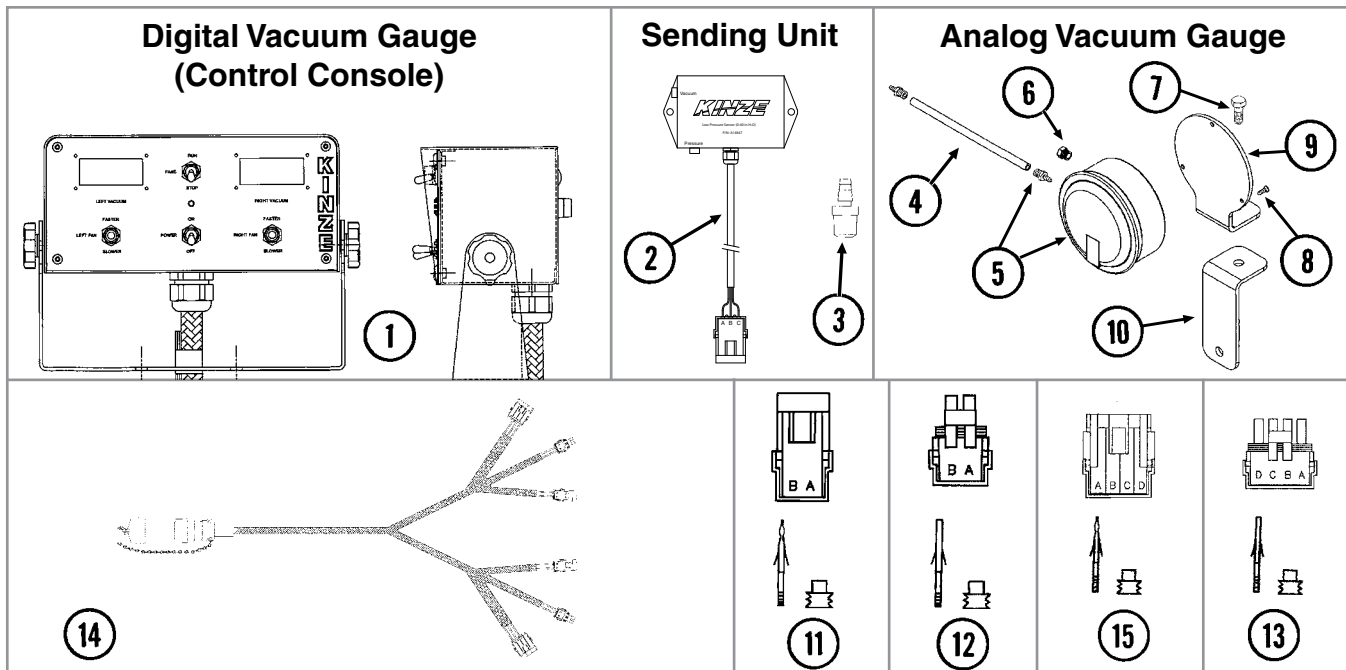


ITEM	PART NO.	QTY. (Per Row)	DESCRIPTION
1	GB0464	1	Residue Wheel Mount
2	GD26973	1	Cam Locking Pin
3	G10229	2	Lock Washer, 3/8"
4	G10004	2	Hex Head Cap Screw, 3/8"-16 x 1 1/4"
5	GA14251	1	Cam
6	GD10519	1	Spring
7	G11389	1	Flat Washer, 1/2" Plated SAE
8	G10503	2	Hex Jam Nut, 5/8"-11, Grade 2
9	GD1132	2	Dust Cap
10	G11236	1	Hex Head Cap Screw, 3/4"-10 x 10 1/2"
	G11392	2	Flat Washer, 3/4" SAE
	GB0383	2	Bushing, 1 1/8" O.D. x 25/32" I.D. x 3/4" Long
	G11228	1	Lock Nut, 3/4"-10
11	GA8760	2	Weed Guard W/Spring Pin
	G10765	-	Spring Pin, 1/4" x 1"
12	G10213	4	Machine Bushing, 5/8" (.030" Thick)
13	GB0387	2	Wheel, 12 Tine, 3/8" x 12"
14	GA5654	2	Hub W/Bearings
	GA2014	-	Bearing
15	GD9724	2	Backing Plate
16	G10133	12	Hex Head Cap Screw, 5/16"-18 x 1 1/2"
17	G10109	12	Lock Nut, 5/16"-18, Grade 8
18	G10974	1	Lock Nut W/Nylon Insert, 1/2"-13
19	G10010	2	Hex Head Cap Screw, 5/8"-11 x 3"
A	GA12235	-	L.H. Residue Wheel (Items 13-17)
B	GA12236	-	R.H. Residue Wheel (Items 13-17)

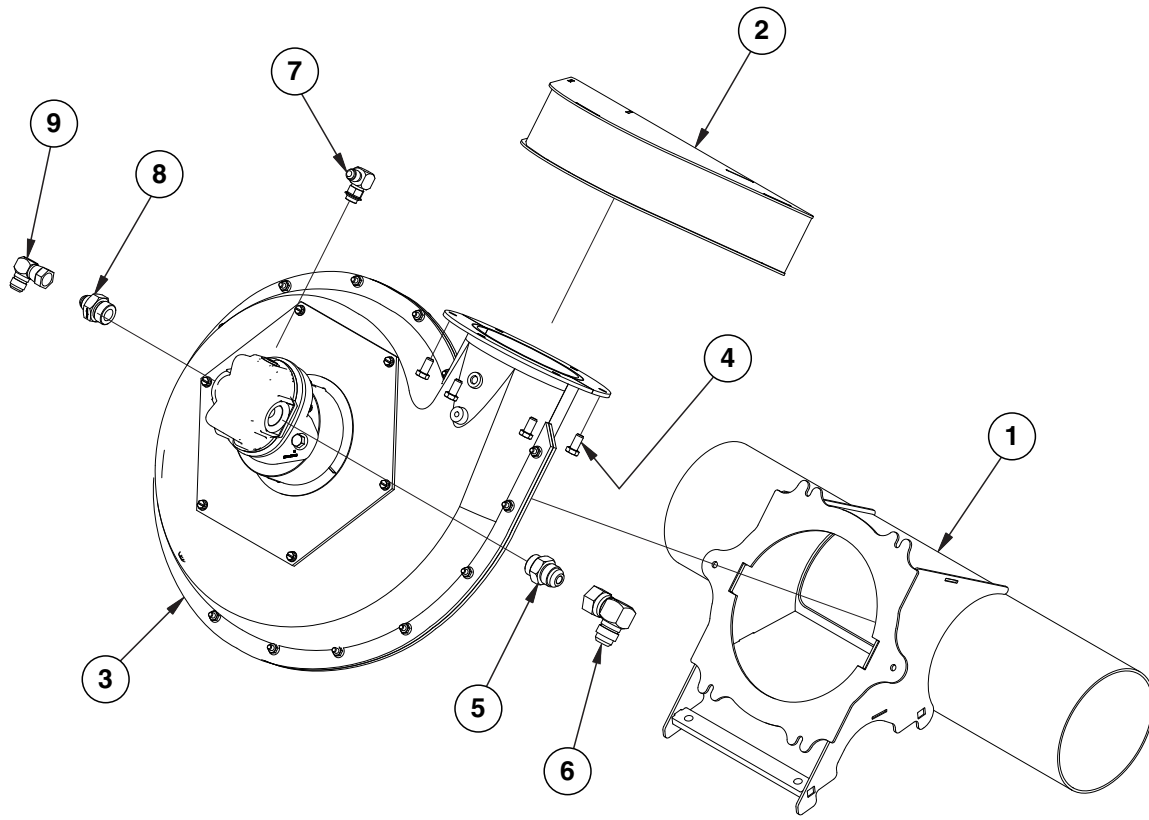
(IP1292/IP1294)



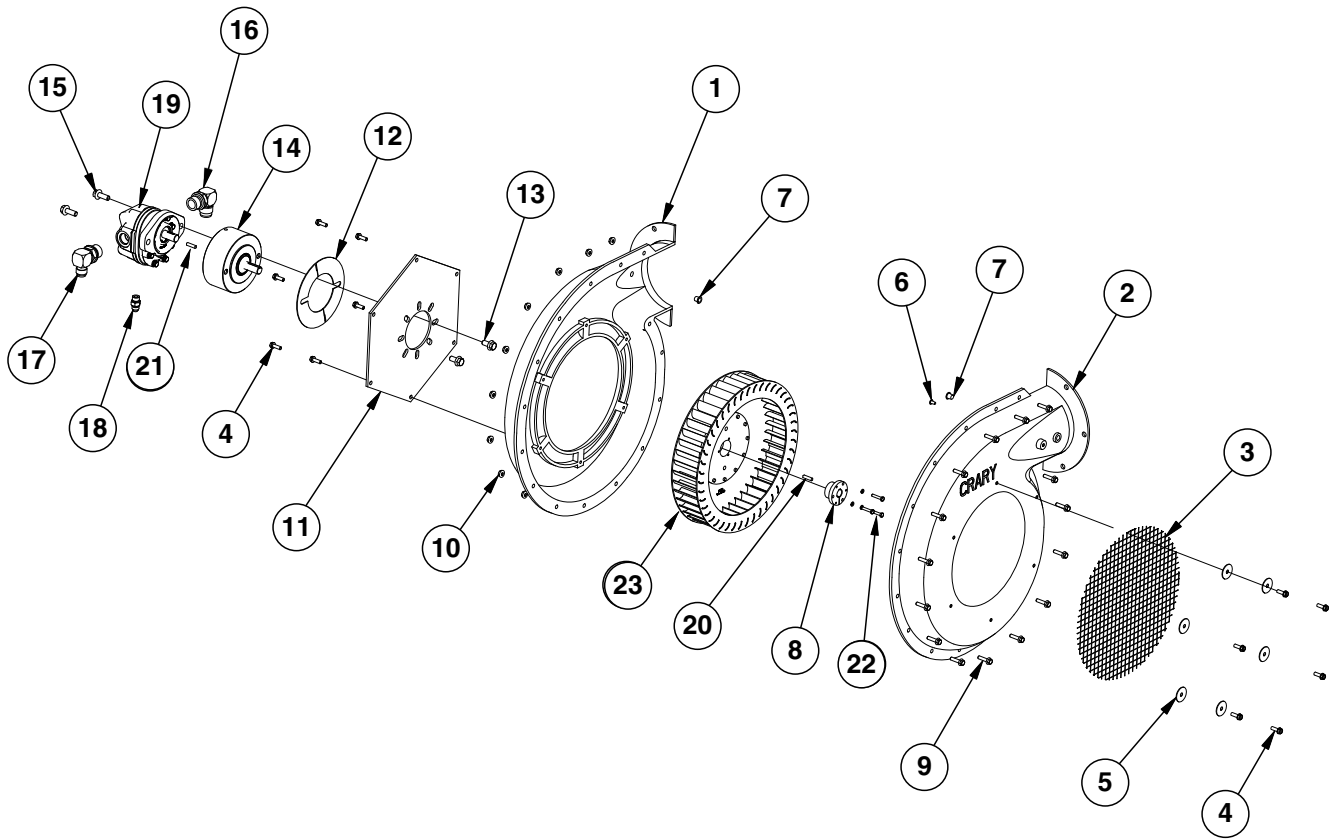
ITEM	PART NO.	QTY. (Per Row)	DESCRIPTION
1	GA9844	1	Plate W/Angle
2	GA9131	1	Coulter Frame
3	G10039	4	Hex Head Cap Screw, 1/2"-13 x 1 3/4"
4	G10007	4	Hex Head Cap Screw, 5/8"-11 x 1 1/2"
	G10107	4	Lock Nut, 5/8"-11
5	G10400	1	Hex Head Cap Screw, 3/4"-10 x 6 1/2"
	G10112	1	Lock Nut, 3/4"-10
6	GD12826	1	Spring Anchor Bar
7	G10574	4	Carriage Bolt, 1/2"-13 x 1 1/4"
	G10111	4	Lock Nut, 1/2"-13
8	GD12827	2	Adapter
9	GD19292	1	Retaining Ring, 2 7/16"
10	GA8603	1	Bearing, Double Row
11	GB0291	1	Coulter Hub
12	GD7803	1	Disc Blade, Fluted, 1", 8 Flutes (Shown)
	GD7804	-	Disc Blade, Bubbled, 1"
	GD9254	-	Disc Blade, Fluted, 3/4", 13 Flutes
13	GD12829	1	Sleeve
14	G10046	1	Hex Head Cap Screw, 5/8"-11 x 5"
	G10107	1	Lock Nut, 5/8"-11
15	GA9845	1	Coulter Arm W/Grease Fitting
	G10643	-	Grease Fitting, 45°, 1/4"-28
16	GD12817	2	Compression Spring
17	GB0213	2	Spring Seat
18	G11010	2	Hex Head Cap Screw, 3/4"-10 x 12"
19	G10011	1	Hex Head Cap Screw, 5/8"-11 x 5 1/2"
20	GB0218	1	Bushing, 2 1/32" I.D. x 7/8" O.D. x 1 9/32" Long
21	GD1132	2	Dust Cap
22	G10010	2	Hex Head Cap Screw, 5/8"-11 x 3"
	G10503	2	Hex Jam Nut, 5/8"-11, Grade 2
23	GB0387	2	Wheel, 12 Tine, 3/8" x 12"
24	GA5654	2	Hub W/Bearings
	GA2014	2	Bearing
25	GD9724	2	Backing Plate
26	G10213	2	Machine Bushing, 5/8" (.030" Thick)
27	G10133	12	Hex Head Cap Screw, 5/16"-18 x 1 1/2"
	G10109	12	Lock Nut, 5/16"-18, Grade 8
28	GA9862	2	Weed Guard W/Spring Pin
	G10765	1	Spring Pin, 1/4" x 1"
29	GA9865	1	Mount
30	G10011	2	Hex Head Cap Screw, 5/8"-11 x 5 1/2"
	G11391	2	Flat Washer, 5/8" SAE
	G10730	2	Lock Nut W/Nylon Insert, 5/8"-11
31	GB0218	2	Bushing, 2 1/32" I.D. x 7/8" O.D. x 1 9/32" Long
32	GD14170	2	Sleeve, 3"
34	G10014	1	Hex Head Cap Screw, 1/2"-13 x 1"
	G10102	1	Hex Nut, 1/2"-13
33	G10974	1	Lock Nut W/Nylon Insert, 1/2"-13
35	GD10519	1	Spring
36	GA15312	1	Support
37	G10005	1	Hex Head Cap Screw, 5/8"-11 x 1 3/4"
	G10107	1	Lock Nut, 5/8"-11
38	GA9861	1	Cam
A	GA12236	-	Wheel Assembly, 12 Tine, R.H. (Items 23-25 and 27) (Shown)
	GA12235	-	Wheel Assembly, 12 Tine, L.H. (Items 23-25 and 27)
B	GA8641	1	Hub W/Bearing And Retaining Ring (Items 9-11)



ITEM	PART NO.	QTY.	DESCRIPTION
1	G8081X	1	Backlite Control Console Assembly W/Mounting Brackets, Harness W/Dust Cap And Power Cable
	GD14640	-	Mounting Bracket
	GA6975	-	Knob
	GD2829	-	Fuse, 15 Amp, Type AGC
2	GA14847	1	Low Pressure Sensor (0-40 IN H <sub>2</sub> O)
	GD17151-20	-	Tubing, ¼" x 10'
	GA9964	-	Strain Relief
3	GR1736	1	Hose Barb, ½" Male NPT To Barb
4	GD15849-02	1	Clear Tube, ⅝" O.D. x ⅜" I.D. x 120"
5	GA21406	1	Pressure Gauge W/Hose Barb
	GR1777	-	Hose Barb, ½" Male NPT To ⅜" Barb
6	GA10799	1	Breather, ½" Male NPT
7	G10001	1	Hex Head Cap Screw, ⅜"-16 x 1"
	G11387	1	Flat Washer, ⅜" SAE
	G10108	1	Lock Nut, ⅜"-16
8	G11215	3	Hex Socket Head Cap Screw, No. 6-32 x ⅜", Grade 8
9	GD15804	1	Mount
10	GD15803	1	Support
11	G1K321	-	2-Pin Female Connector Kit (Black), Includes: (3) 2-Pin Female Housings, (6) Pin Contacts, (6) Seals
12	G1K320	-	2-Pin Male Connector Kit (Black), Includes: (3) 2-Pin Male Housings, (6) Socket Contacts, (6) Seals
13	GA8329	1	4-Pin Male Connector Kit, Includes: (1) 4-Pin Male Housing, (4) Seals, (4) Sockets
14	GA11691	-	Harness, 519", 24 Row 30" And 36 Row 20"
15	GA8328	-	4-Pin Female Connector Kit, Includes: (1) 4-Pin Female Housing, (4) Seals, (4) Pin Contacts



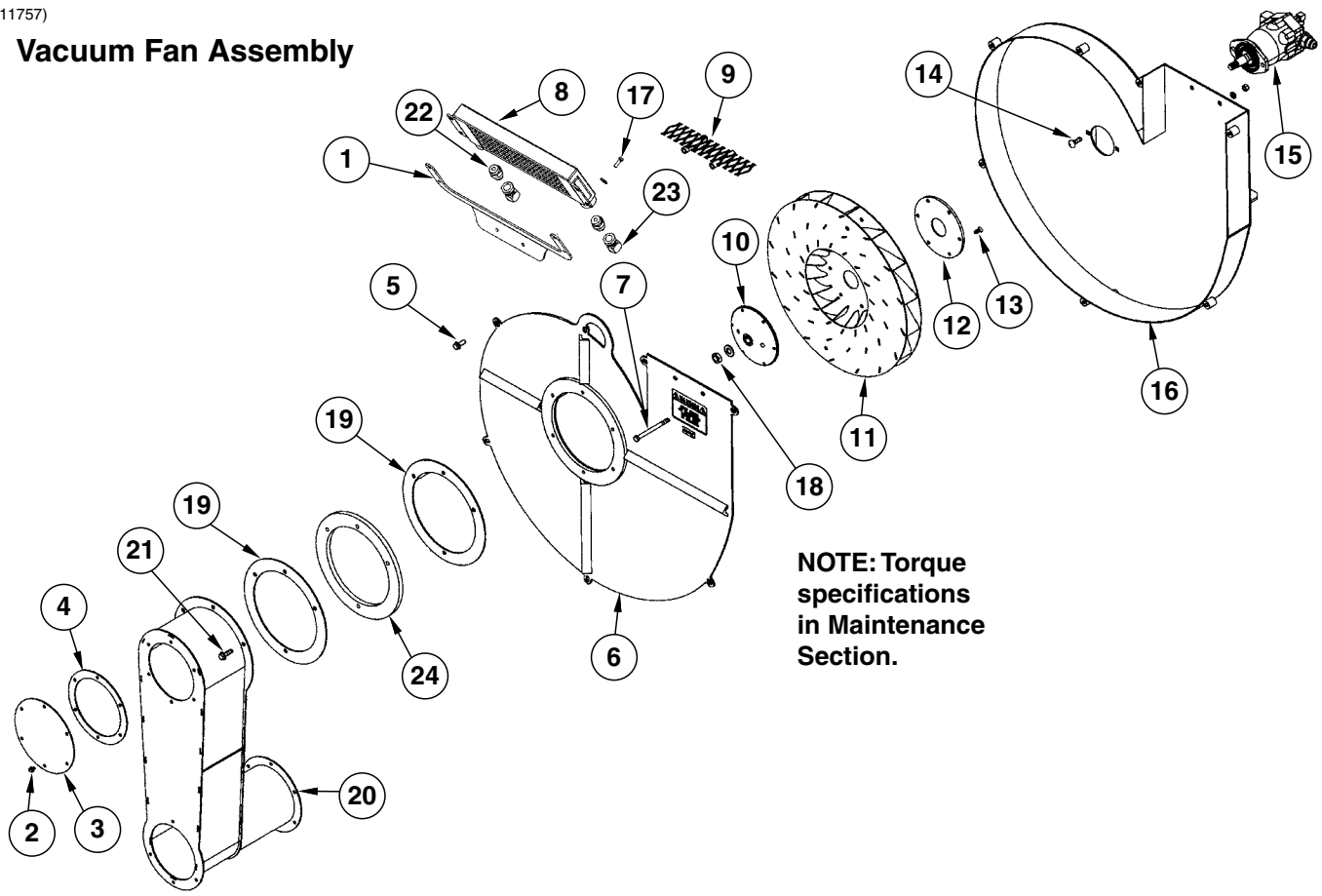
ITEM	PART NO.	QTY.	DESCRIPTION
1	GA16654	1	Fan Mount
2	GA16817	1	Fan Baffle
3	---	1	<a href="#">See "Vacuum Fan Assembly, 24 Row 20" and 24 Row 22" on page P44</a>
4	G10002	6	Hex Head Cap Screw, 3/8"-16 x 3/4"
5	G6400-12	1	Connector, W/O-Ring, 1 1/16"-12 Male JIC To O-Ring
6	G6500-12	1	Swivel Elbow, 90°, 1 1/16"-12 Male JIC To Female
7	G6801-06 GR1037	1 -	Elbow W/O-Ring, 90°, 9/16"-18 Male JIC To O-Ring O-Ring
8	G6400-08-12	1	Connector, W/O-Ring, 3/4"-16 Male JIC to 1 1/16"-12 O-Ring
9	G6500-08	1	Swivel Elbow, 90°, 3/4"-16 Male JIC To Female



ITEM	PART NO.	QTY.	DESCRIPTION
1	GR1971	1	Flanged Inner Case
2	GR1970	1	Flanged Outer Case
3	GR1967	1	Screen
4	G10988	12	Hex Non-Serrated Flange Cap Screw, ¼"-20 x ¾"
5	GR1977	6	Fender Washer, ¼"
6	GR1978	1	Plastic Plug, ¼"
7	GR1979	2	Plastic Plug, 7/16"
8	GR1961	1	Bushing, 5/8"
9	G11409	15	Hex Serrated Flanged Cap Screw, ¼"-20 x 1"
10	G10621	15	Serrated Flange Nut, ¼"-20
11	GR1969	2	Backing Plate
12	GR1968	2	Cover Plate
13	G11123	2	Hex Serrated Flange Cap Screw, 3/8"-16 x ¾"
14	GA15452	1	Overhung Load Adapter
15	G11124	2	Hex Serrated Flange Cap Screw, 3/8"-16 x 1"
16	G6801-12	1	Elbow W/O-Ring, 90°, 1½"-12 Male JIC To O-Ring
17	G6801-10-12	1	Elbow W/O-Ring, 90°, 7/8"-14 Male JIC To 1½"-12 O-Ring
18	G6400-06	1	Connector W/O-Ring, 9/16"-18 Male JIC To O-Ring
19	GA17287	1	Hydraulic Motor
20	GD21300	1	Key Stock, 3/16" x 3/4"
21	GR2000	1	Hydraulic Motor Key
22	G11518	3	Hex Head Machine Screw, #10-24 x 1"
	G10243	3	Washer, No. 10 SAE
23	GR2109	-	Impeller
A	GR1960	-	Bulk Fill Fan Motor Seal Kit
B	GA14573	-	Bulk Fill Fan Assembly (Flanged) (Items 1-7 and 9-12)

(A11757)

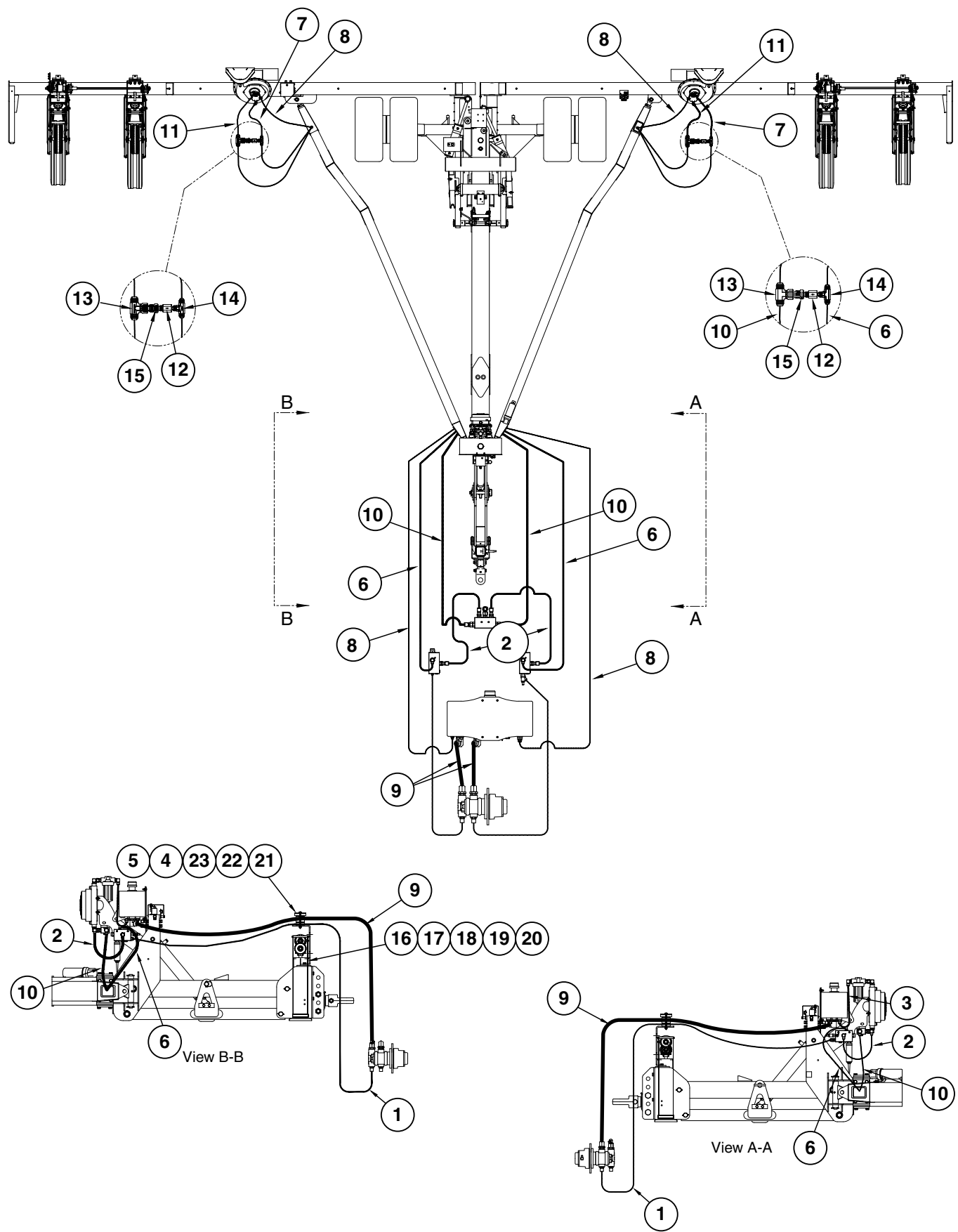
**Vacuum Fan Assembly**



**NOTE: Torque specifications in Maintenance Section.**



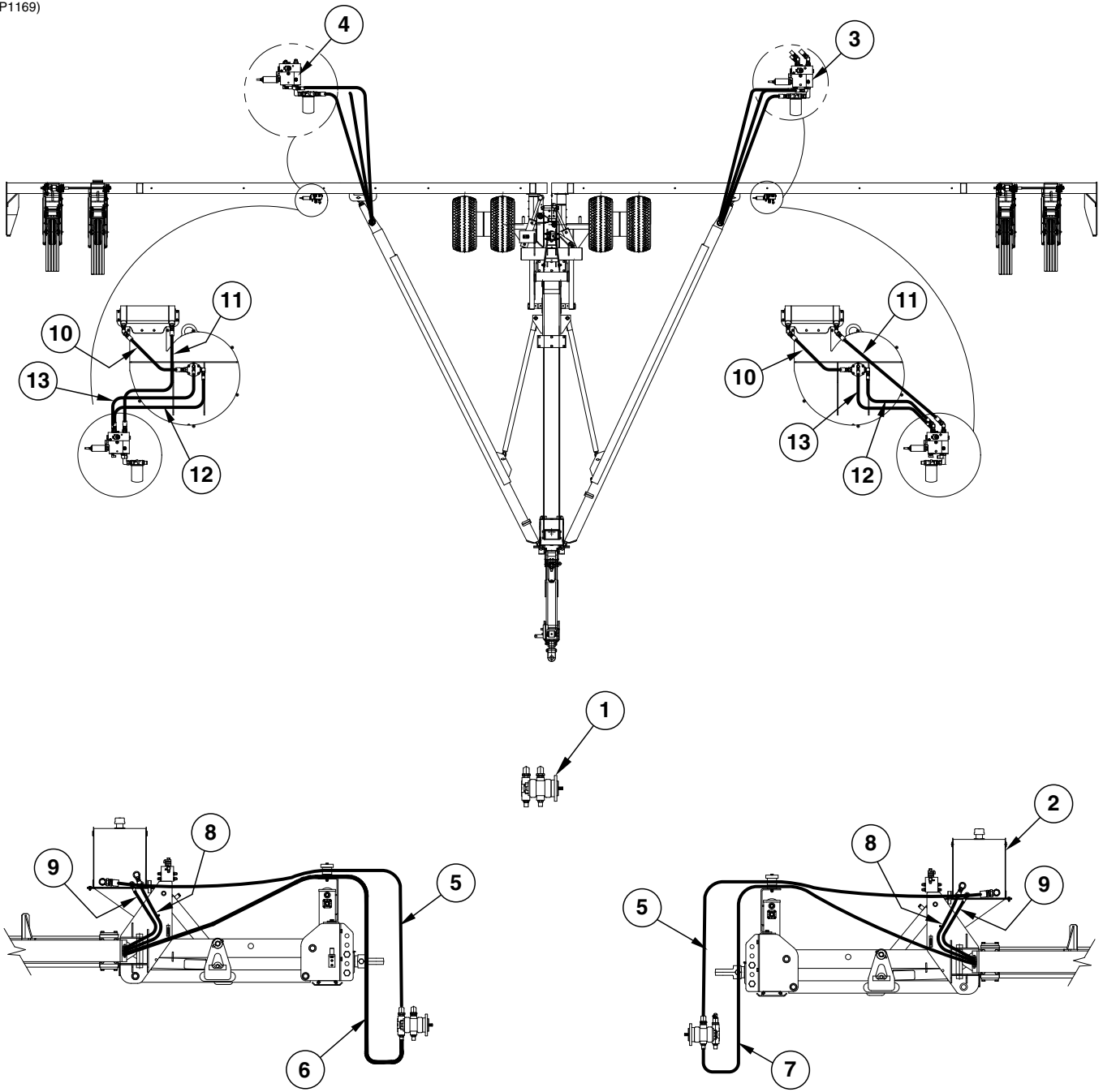
ITEM	PART NO.	QTY.	DESCRIPTION
1	GD16608	1	Bracket
2	G11166	6	Whiz Lock Bolt, ¼"-20 x ¾"
3	GD16840	1	Cover
4	GD16991	1	Cover Gasket, ⅛" x 8¾" (6½" I.D.)
5	G11124	7	Whiz Lock Bolt, ⅜"-18 x 1"
6	GA10752	1	Cover
7	G10063	2	Hex Head Cap Screw, ⅜"-16 x 4"
	G11387	2	Flat Washer, ⅜" SAE
	G10108	2	Lock Nut, ⅜"-16
8	GA10917	1	Oil Cooler
9	GA11987	2	Screen
10	GD15790	1	Hub
11	GA10635	1	Impeller
12	GD15789	1	Backing Plate
13	G11133	6	Hex Socket Head Cap Screw, ⅝"-18 x ¾", Grade 8
14	G10599	2	Carriage Bolt, ⅜"-16 x 1¼"
	G10229	2	Lock Washer, ⅜"
	G10101	2	Hex Nut, ⅜"-16
15	---	-	<a href="#">See "Vacuum Fan Hydraulic Motor Assembly" on page P177</a>
16	GA10148	1	Shroud
17	G10019	4	Hex Head Cap Screw, ⅝"-18 x 1"
	G11386	4	Flat Washer, ⅝" SAE
	G10109	4	Lock Nut, ⅝"-18, Grade B
18	G11391	1	Flat Washer, ⅜" SAE
	G10499	1	Hex Jam Nut, ⅝"-18, Grade 2
19	GD16992	2	Gasket, ⅛" x 11⅞"
20	GA11651	1	Outlet, 31 <sup>11</sup> / <sub>16</sub> "
	GA12457	-	Outlet, 35 <sup>11</sup> / <sub>16</sub> "
21	GD19246-01	4	Stud, ⅜"-16
	G10901	4	Lock Nut, ⅜"-16
	G11387	4	Flat Washer, ⅜" SAE
22	G6400-12	2	Connector W/O-Ring, 1½"-12 Male JIC To O-Ring
	GR1467	-	O-Ring
23	G6502-12	1-2	Swivel Elbow, 45°, 1½"-12 Male JIC To Female
24	GD16839	1	Spacer, ½" x 12"
A	GA11757	-	Vacuum Fan Assembly (Items 13, 20-22, 24-31, and 33)



ITEM	PART NO.	QTY.	DESCRIPTION
1	*A11459	2	Hose Assembly, 5/8" x 123"
2	*A8273	2	Hose Assembly, 1/2" x 21"
3	*A3391	1	Hose Assembly, 3/4" x 44"
4	G10980	1	Hex Head Cap Screw, 1/2"-13 x 5 1/2"
5	G10111	1	Lock Nut, 1/2"-13
6	*A12776	2	Hose Assembly, 1/2" x 252"
7	*A12775	2	Hose Assembly, 1/2" x 48"
8	*A12031	2	Hose Assembly, 3/8" x 284"
9	*A11800	2	Hose Assembly, 1 1/4" x 123"
	GD29518	-	Hose Reinforcement Spring
10	*A11461	2	Hose Assembly, 5/8" x 240"
11	*A11460	2	Hose Assembly, 5/8" x 48"
12	GA19432	2	Inline Check Valve
13	G6600-12	2	Swivel Tee, 1 1/16"-12 JIC
14	G2603-08	2	Tee, 3/4"-16 Male JIC
15	G2406-08-12	2	Reducer, 3/4"-16 JIC x 1 1/16-12
16	GD16922	1	Support
17	G10006	2	Hex Head Cap Screw, 5/8"-11 x 2 1/4"
18	G11391	2	Flat Washer, 5/8" SAE
19	G10230	2	Lock Washer, 5/8"
20	G10104	2	Hex Nut, 5/8"-11
21	GD8188	1	Hose Clamp, 7/8" x 3" x 5 3/8"
22	GD17024	1	Hose Clamp, 2" x 3" x 4 3/4"
23	GD0740	1	Hose Clamp, 3/4" x 4" x 3 1/2"

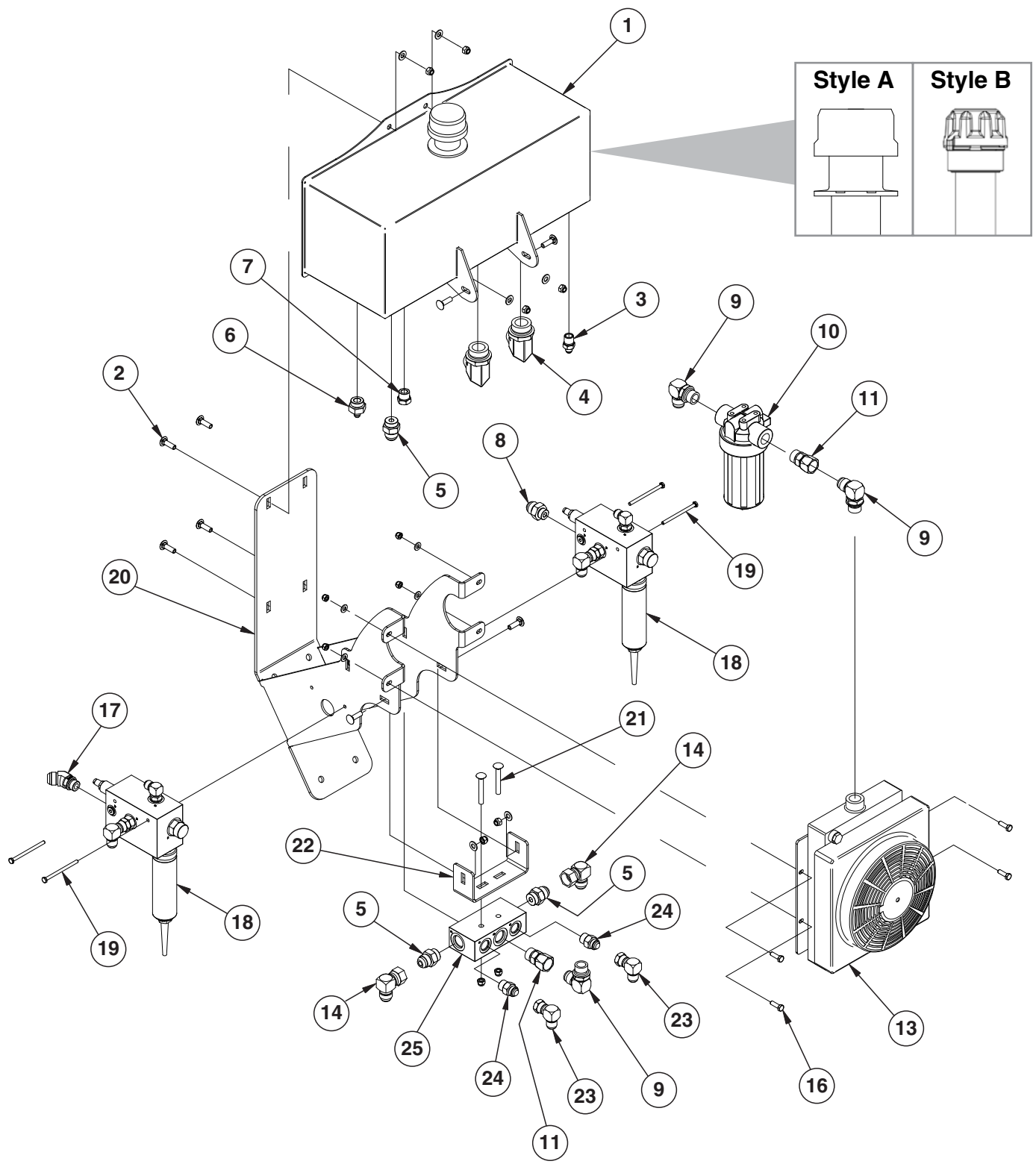
\* Hydraulic hose is not stocked by Kinze Repair Parts, but can be made available on a special order basis. Call for quote.

(IP1169)



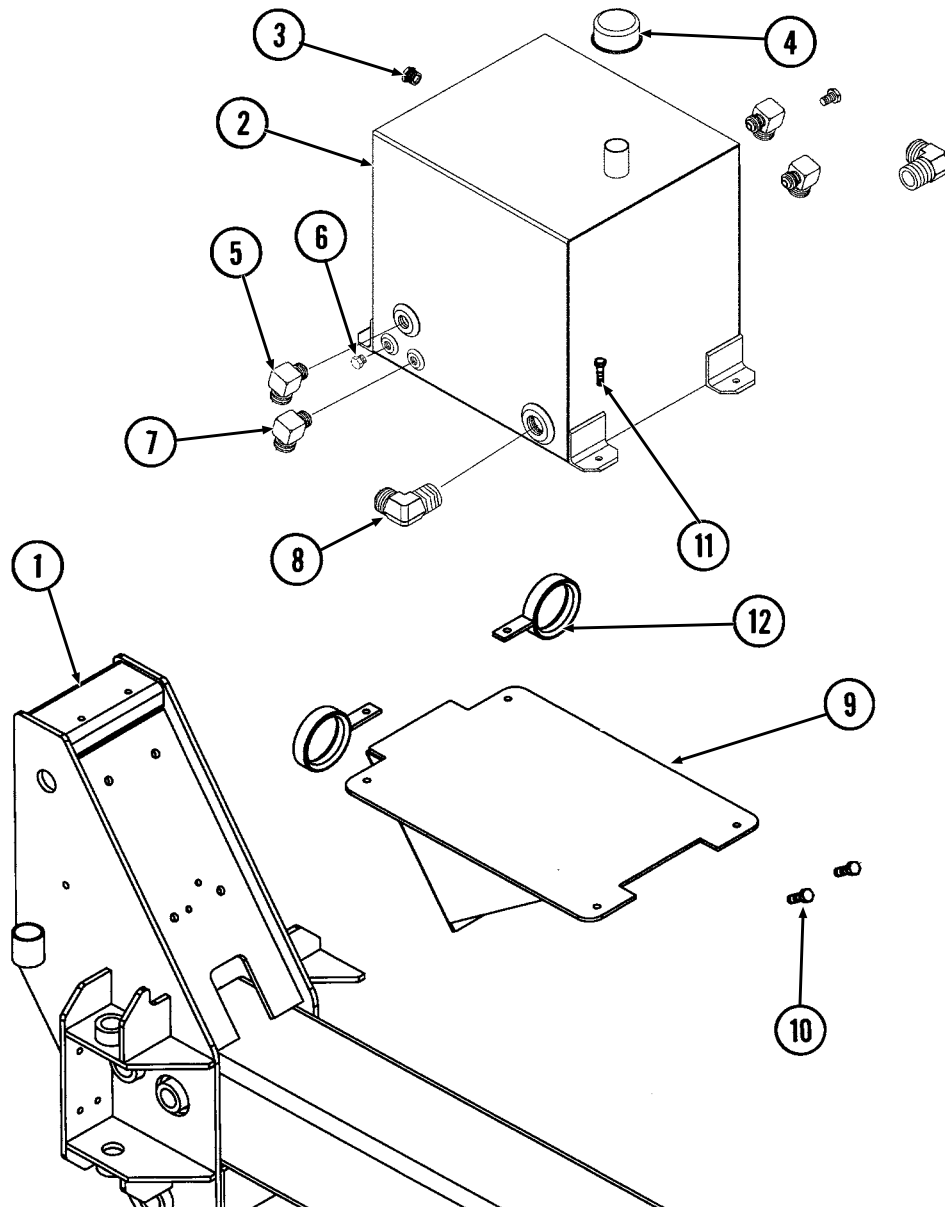
ITEM	PART NO.	QTY.	DESCRIPTION
1	---	-	<a href="#">See "PTO Pump Assembly" on page P67</a>
2	---	-	<a href="#">See "Vacuum Fan Reservoir Assembly, 36 Row 20" on page P53</a>
3	---	-	<a href="#">See "Vacuum Fan Motor Valve Block Assembly, 36 Row 20" on page P179</a>
4	---	-	<a href="#">See "Vacuum Fan Motor Valve Block Assembly, 36 Row 20" on page P179</a>
5	*A11800	2	Hose Assembly, 1 $\frac{1}{4}$ " x 123"
	GD29518	-	Hose Reinforcement Spring
6	*A11433	-	Hose Assembly, $\frac{5}{8}$ " x 424"
7	*A11432	-	Hose Assembly, $\frac{5}{8}$ " x 412"
8	*A12904	-	Hose Assembly, $\frac{3}{4}$ " x 330"
9	*A12052	-	Hose Assembly, $\frac{3}{8}$ " x 340"
10	*A3381	2	Hose Assembly, $\frac{3}{4}$ " x 26"
11	*A3292	1	Hose Assembly, $\frac{3}{8}$ " x 22"
12	*A11431	2	Hose Assembly, $\frac{5}{8}$ " x 34"
13	*A12051	2	Hose Assembly, $\frac{3}{8}$ " x 36"

\* Hydraulic hose is not stocked by Kinze Repair Parts, but can be made available on a special order basis. Call for quote.



ITEM	PART NO.	QTY.	DESCRIPTION
1	GA12845 GR1834 GR2218	1 - -	Tank, 8 Gallon Raised Filler Breather, Style A Breather Cap, Style B
2	G10599 G11387 G10108	6 6 6	Carriage Bolt, 3/8"-16 x 1 1/4" Flat Washer, 3/8" SAE Lock Nut, 3/8"-16
3	G2404-06-08	1	Male Adapter, 1/16"-18 JIC x 1/2" NPT
4	G6801-20	2	Elbow W/O-Ring, 90°, 1 5/8"-12 Male JIC To O-Ring
5	G6400-12 GR1467	3 -	Connector, W/O-Ring, 1 1/16"-12 Male JIC To O-Ring O-Ring
6	G6400-06-12	1	Connector, W/O-Ring, 9/16"-18 Male JIC To O-Ring
7	G6408-10 GR1466	1 -	Plug W/O-Ring, 7/8"-14 O-Ring O-Ring
8	G6400-12-10	1	Connector W/O-Ring, 1 1/16"-12 JIC To 7/8"-14 O-Ring
9	G6801-12 GR1467	3 -	Elbow W/O-Ring, 90°, 1 1/16"-12 Male JIC To O-Ring O-Ring
10	GA17114 GA18857	1 -	Filter Assembly Filter Element
11	G6402-12-12	2	Connector, 1 1/16"-12 Female JIC
12	---	-	---
13	GA17113 GR2180 GR2181 GA17115	1 - - 1	Fan and Cooler Fan Shroud 9" Fan Assembly Temperature Sensor
14	G6500-12	2	Swivel Elbow, 90°, 1 1/16"-12 Male JIC To Female
16	G10019 G11386 G10109	4 4 4	Hex Head Cap Screw, 5/16"-18 x 1" Flat Washer, 5/16" SAE Lock Nut, 5/16"-18
17	G6802-12-10	1	Elbow W/O-Ring, 45°, 1 1/16" Male JIC to 7/8"-14 O-Ring
18	---	2	<a href="#">See "Vacuum Fan Motor Valve Block Assembly, 24 Row 20" and 24 Row 22" on page P176</a>
19	G11135 G11385 G10110	4 4 4	Hex Head Cap Screw, 1/4"-20 X 3 3/4" Flat Washer, 1/4" SAE Lock Nut, 1/4"-20, Grade B
20	GA17448 G10599 G11387 G10108	1 2 2 2	Tank/Cooler Mount Carriage Bolt, 3/8"-16 x 1 1/4" Flat Washer, 3/8" SAE Lock Nut, 3/8"-16
21	G10898 G10108	2 2	Carriage Bolt, 3/8"-16 x 2 3/4" Lock Nut, 3/8"-16
22	GD24885	1	Hydraulic Block Mount
23	G6500-10	2	Swivel Elbow, 90°, 7/8"-14 Male JIC To Female
24	G6400-10 GR1466	2 -	Connector W/O-Ring, 7/8"-14 Male JIC To O-Ring O-Ring
25	GD24884	1	Hydraulic Block

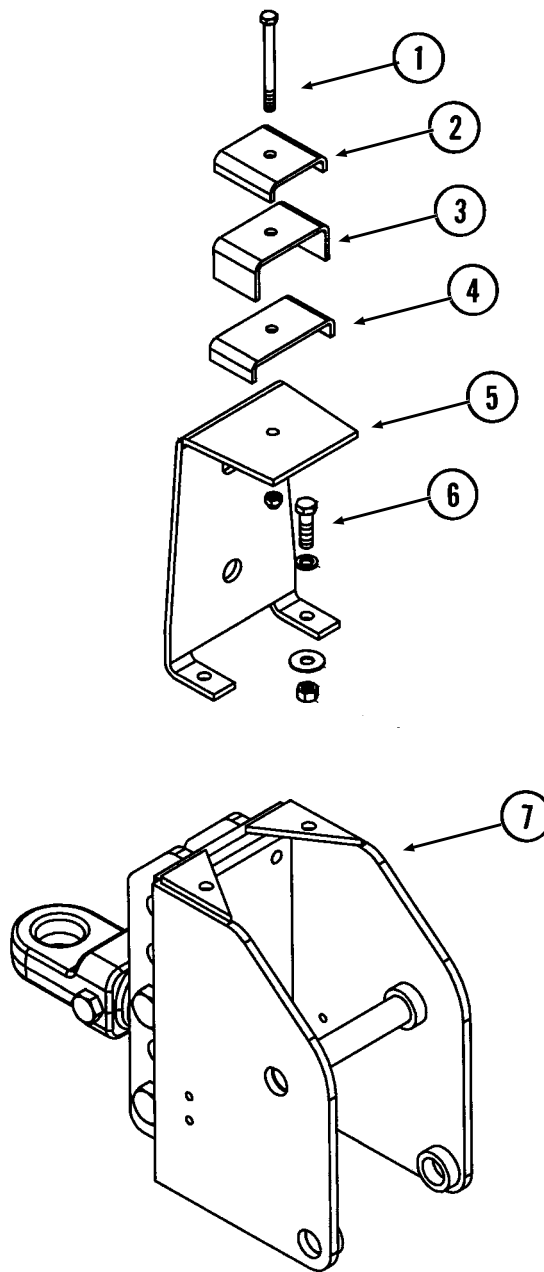
(FF105a)



ITEM	PART NO.	QTY.	DESCRIPTION
1	---	-	<a href="#">See "Front Hitch Assembly (Rear Section)" on page P101</a>
2	GA13696	1	Reservoir
3	GD17091	1	Liquid Level Sight
4	GR1834	1	Breather
5	G2501-12-16	2	Elbow, 90°, 1 1/16"-12 Male JIC To 1" NPT
6	G5406-08P	2	Plug, 1/2" NPT Hex Head
7	G2501-06-08	2	Elbow, 90°, 9/16"-18 Male JIC To 1/2" NPT
8	G2501-20-16	2	Elbow, 90°, 1 5/8"-12 Male JIC To 1" NPT
9	GA11695	1	Mount
10	G10017	4	Hex Head Cap Screw, 1/2"-13 x 1 1/2"
	G10111	4	Lock Nut, 1/2"-13
11	G10003	6	Hex Head Cap Screw, 3/8"-16 x 1 1/2"
	G10108	6	Lock Nut, 3/8"-16
12	GA11697	2	Hose Guide

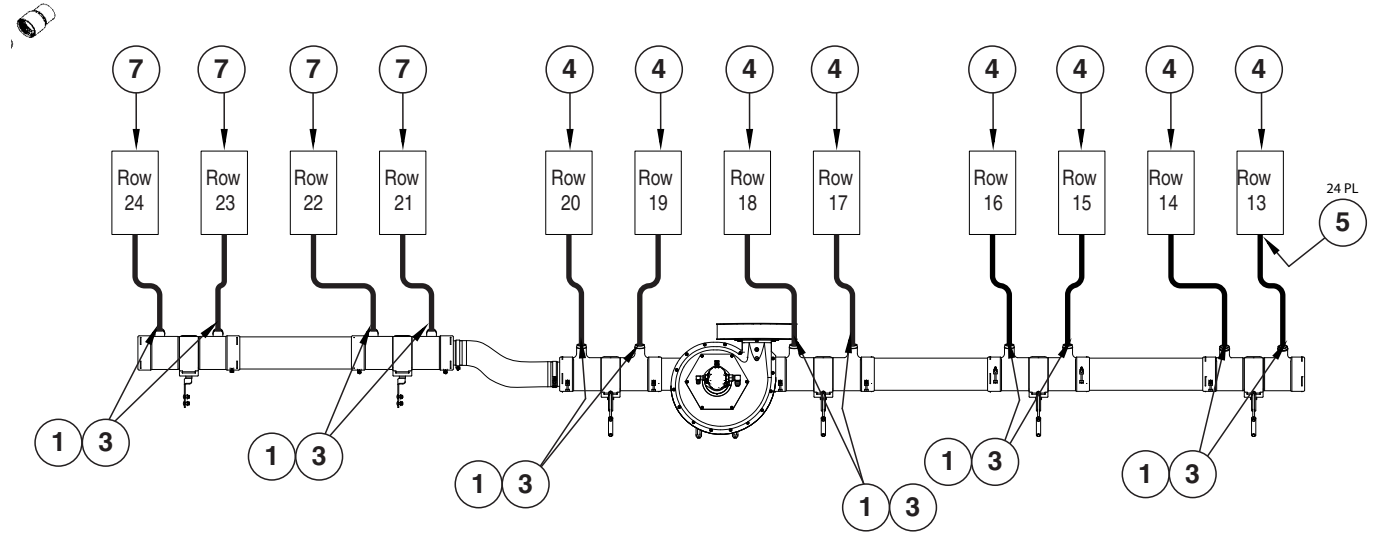

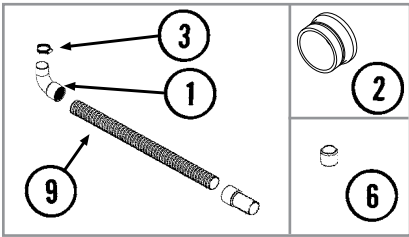


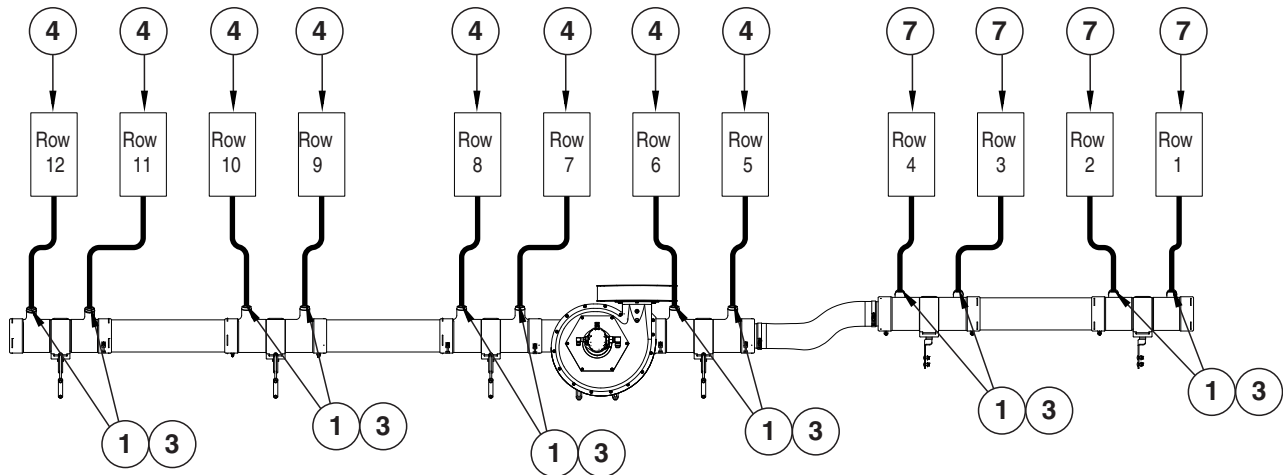
(FF105c)



ITEM	PART NO.	QTY.	DESCRIPTION
1	G10980	1	Hex Head Cap Screw, 1/2"-13 x 5 1/2"
	G10111	1	Lock Nut, 1/2"-13
2	GD0740	1	Hose Clamp, 3/4" x 4" x 3 1/2"
3	GD17024	1	Hose Clamp, 2" x 3" x 4 3/4"
4	GD8188	1	Hose Clamp, 7/8" x 3" x 5 3/8"
5	GD16922	1	Support
6	G10006	2	Hex Head Cap Screw, 5/8"-11 x 2 1/4"
	G10230	2	Lock Washer, 5/8"
	G11391	2	Flat Washer, 5/8" SAE
	G10104	2	Hex Nut, 5/8"-11
7	---	-	<a href="#">See "Front Hitch Assembly/Safety Chain" on page P95</a>

(IP1425)

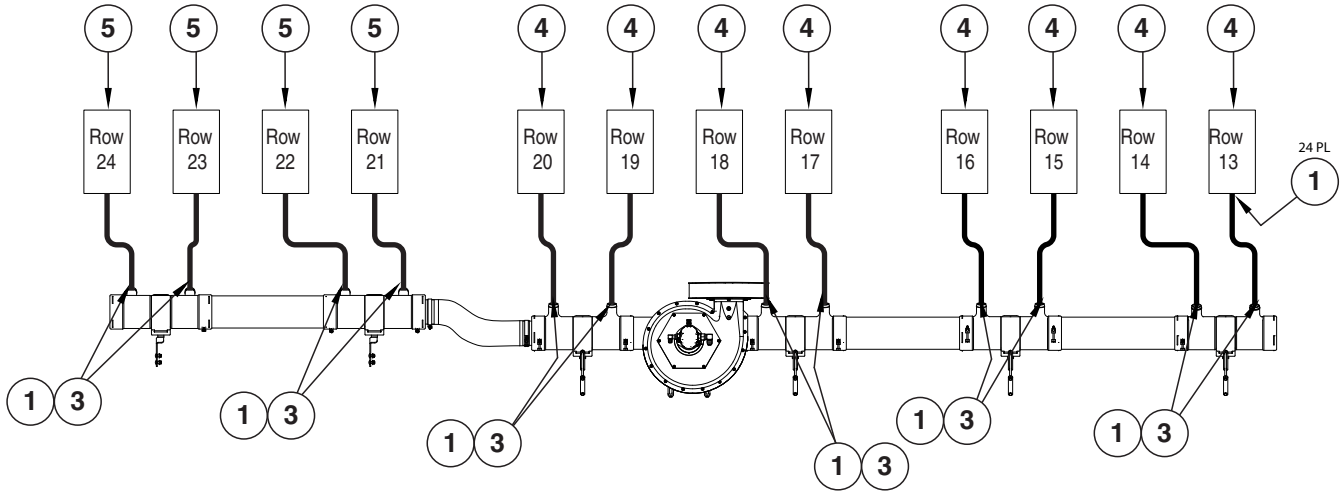

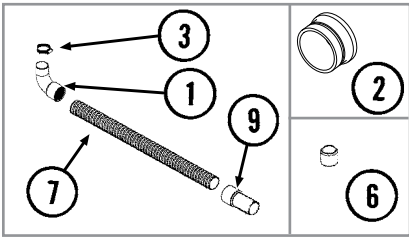


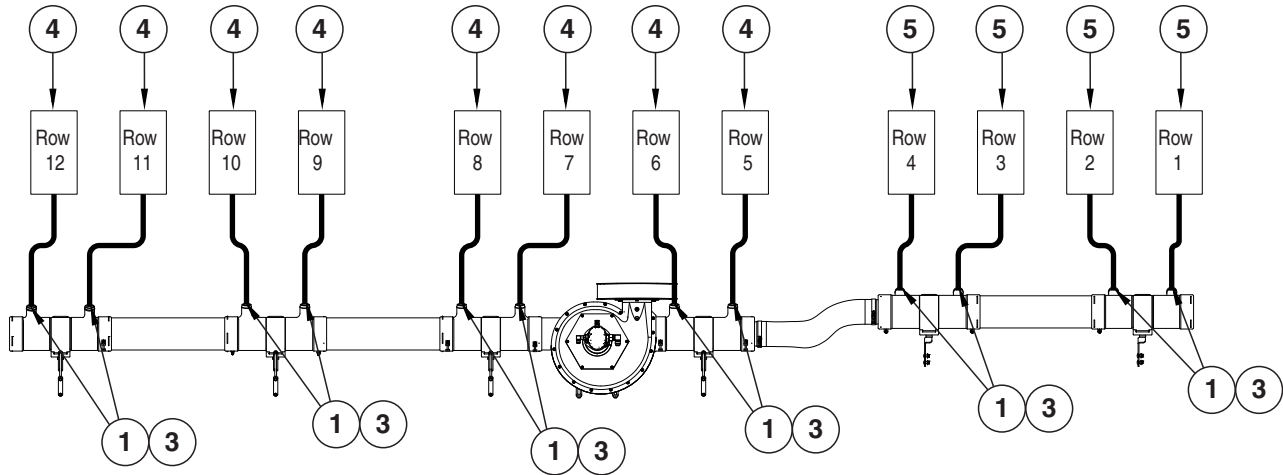


ITEM	PART NO.	QTY.	DESCRIPTION
1	GD14626	24	Elbow, 90°, 2"
2	GD17052	-	Vacuum Plug
3	G10676	24	Hose Clamp, No. 36, Stainless Steel
4	*D15792-03	16	Hose, 2" x 28"
5	GB0827	24	Vacuum Reducer, 2" to 1¾"
6	G11147	-	Cap, 2"
7	*D15792-20	8	Hose, 2" x 32"
8	---	-	---
9	---	-	See items 4 and 5
10	GD15792-18	-	Vacuum Hose, 2" x 50'

\*Hose not stocked by Kinze repair parts, but is available in bulk (GD15792-18).

(IP1425)

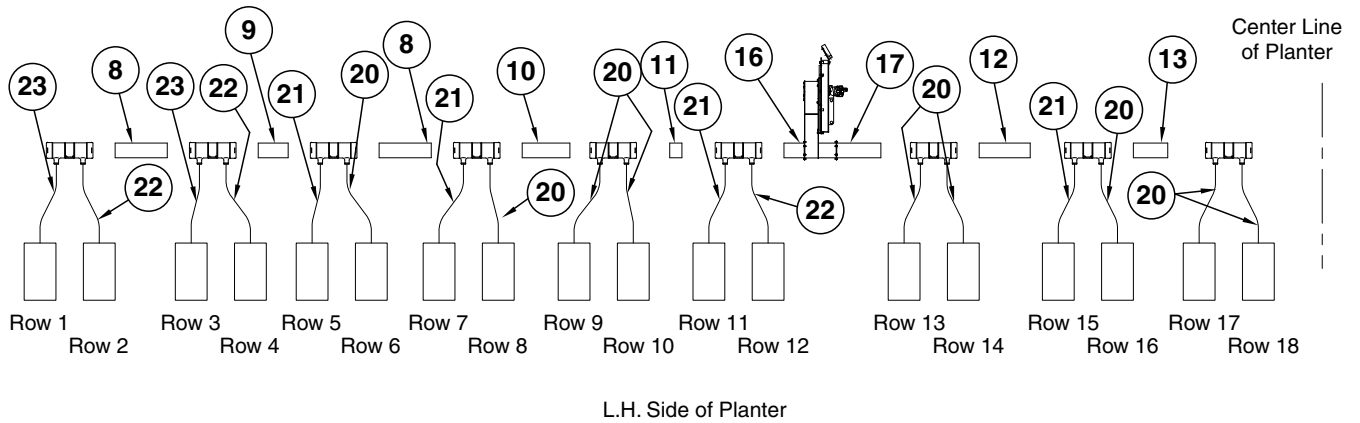

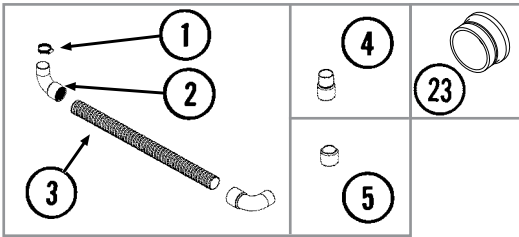


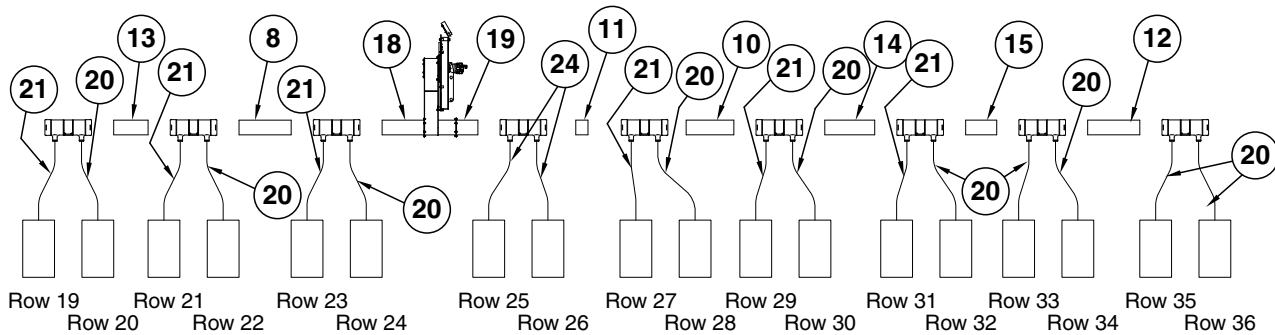


ITEM	PART NO.	QTY.	DESCRIPTION
1	GD14626	24	Elbow, 90°, 2"
2	GD17052	-	Vacuum Plug
3	G10676	24	Hose Clamp, No. 36, Stainless Steel
4	*D15792-03	16	Hose, 2" x 28"
5	*D15792-20	8	Hose, 2" x 32"
6	G11147	-	Cap, 2"
7	---	-	See items 4 and 5
8	GD15792-18	-	Vacuum Hose, 2" x 50'
9	GB0827	24	Vacuum Reducer, 2" to 1¾"

\*Hose not stocked by Kinze repair parts, but is available in bulk (GD15792-18).

(FF112/IP1162)



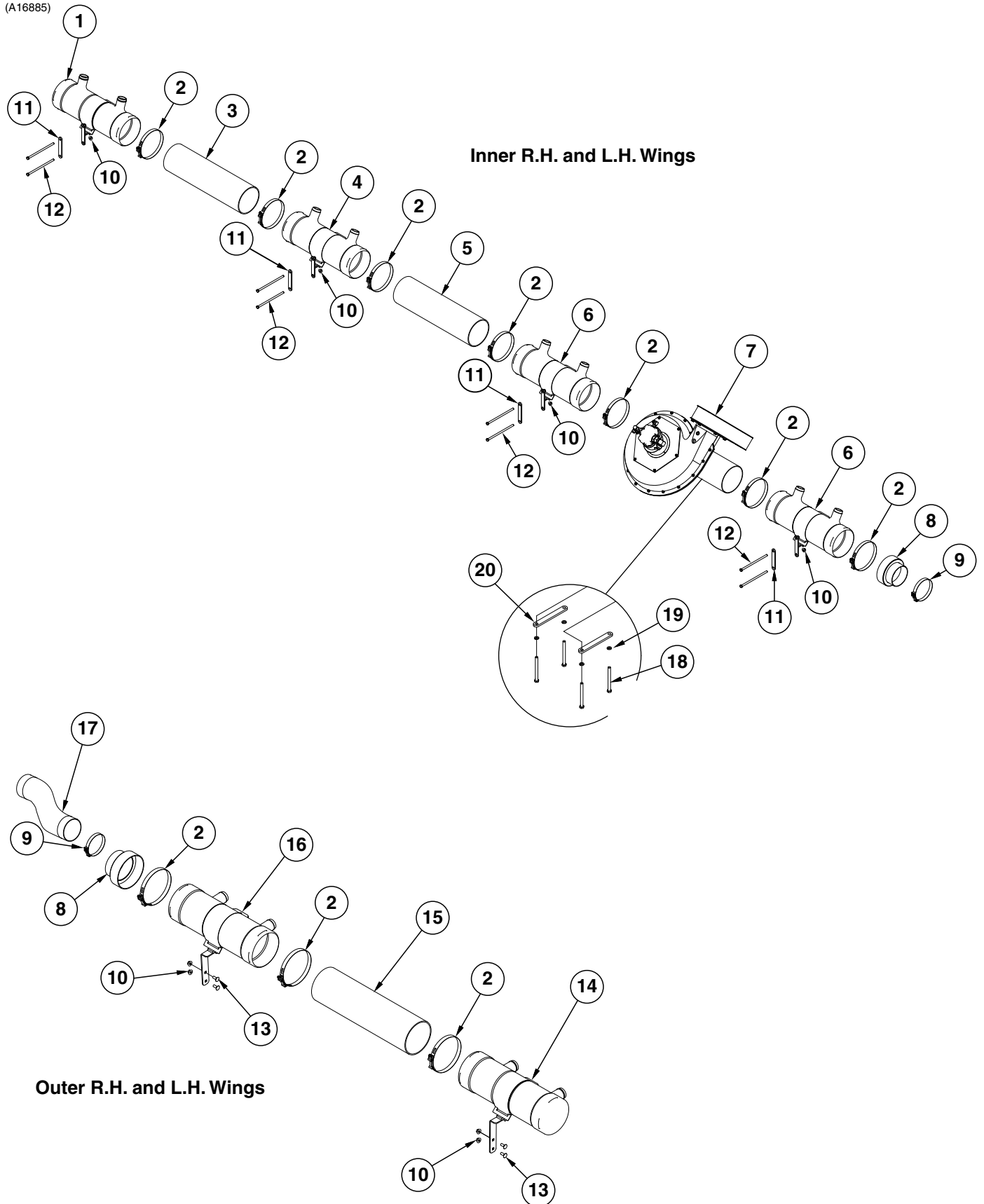


R.H. Side of Planter

ITEM	PART NO.	QTY.	DESCRIPTION
1	G10676	24	Hose Clamp, No. 36, Stainless Steel
2	GD14626	32	Elbow, 90°, 2"
3	---	-	See items 18-22
4	GD14627	16	Coupler, 2"
5	G11147	-	Cap, 2"
6	*D15856-23	3	Hose, 2" x 34"
7	*D15856-14	1	Hose, 2" x 46"
8	GD15856-21	2	Pipe, 6" x 21½"
9	*D15856-22	2	Hose, 2" x 58"
10	GD15856-15	2	Pipe, 6" x 23"
11	GD15856-24	2	Pipe, 6" x 15½"
12	GD15856-20	1	Pipe, 6" x 22¼"
13	GD15856-01	1	Pipe, 6" x 14"
14	GA12100	1	Manifold Flange, 9¼"
15	GA12101	1	Manifold Flange, 20"
16	GA11999	1	Manifold Flange, 19"
17	GA11998	1	Manifold Flange, 9¾"
18	*D15792-20	19	Hose, 2" x 32"
19	*D15792-23	10	Hose, 2" x 34"
20	*D15792-04	3	Hose, 2" x 36"
21	*D15792-24	2	Hose, 2" x 40"
22	*D15792-14	2	Hose, 2" x 46"
23	GD17052	-	Vacuum Plug
24	GD15792-18	-	Vacuum Hose, 2" x 50'

\*Hose not stocked by Kinze repair parts, but is available in bulk (GD15792-18).

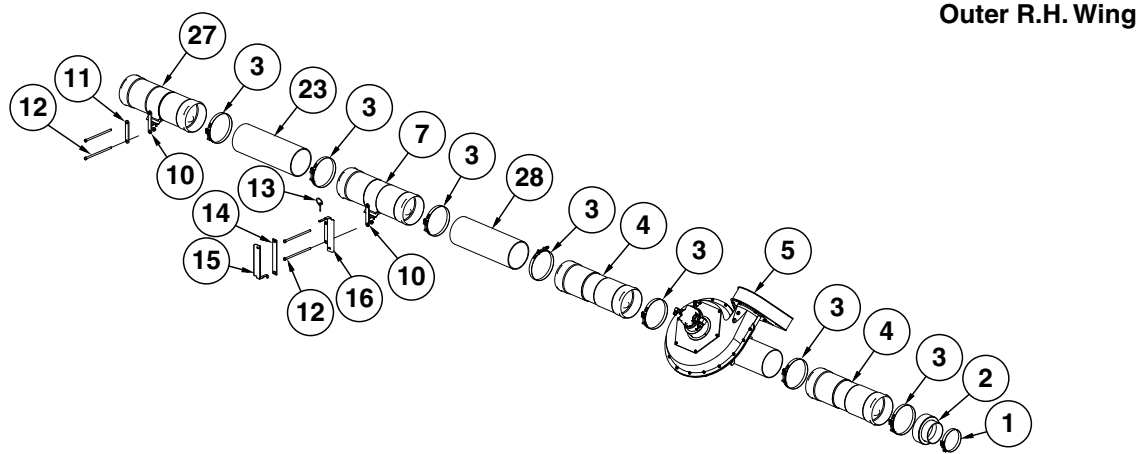
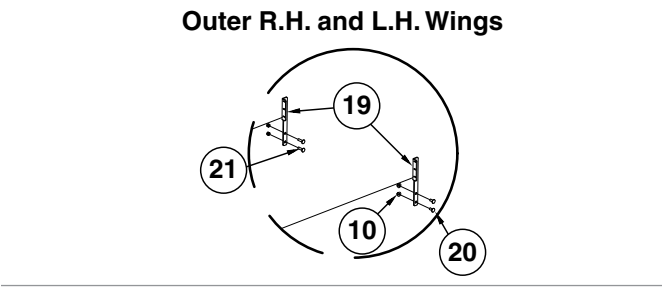
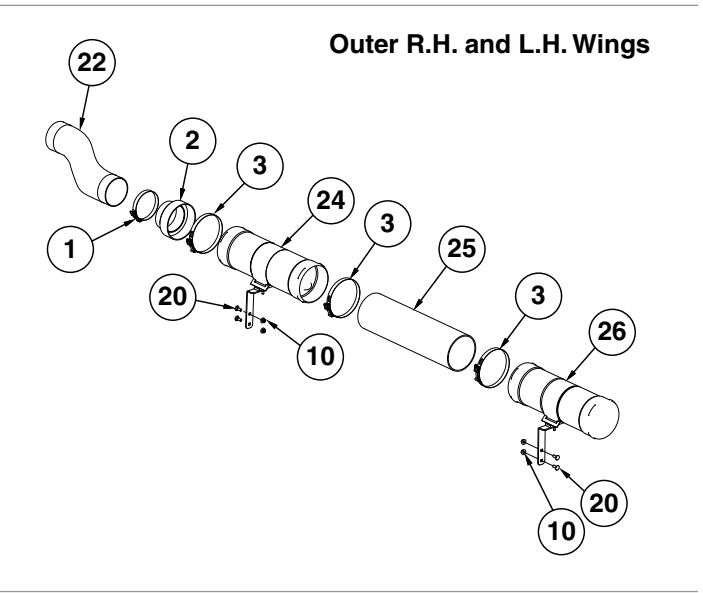
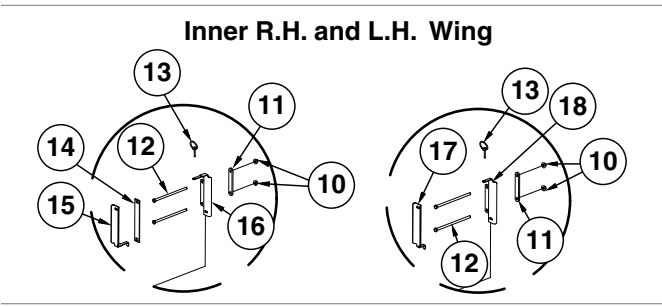
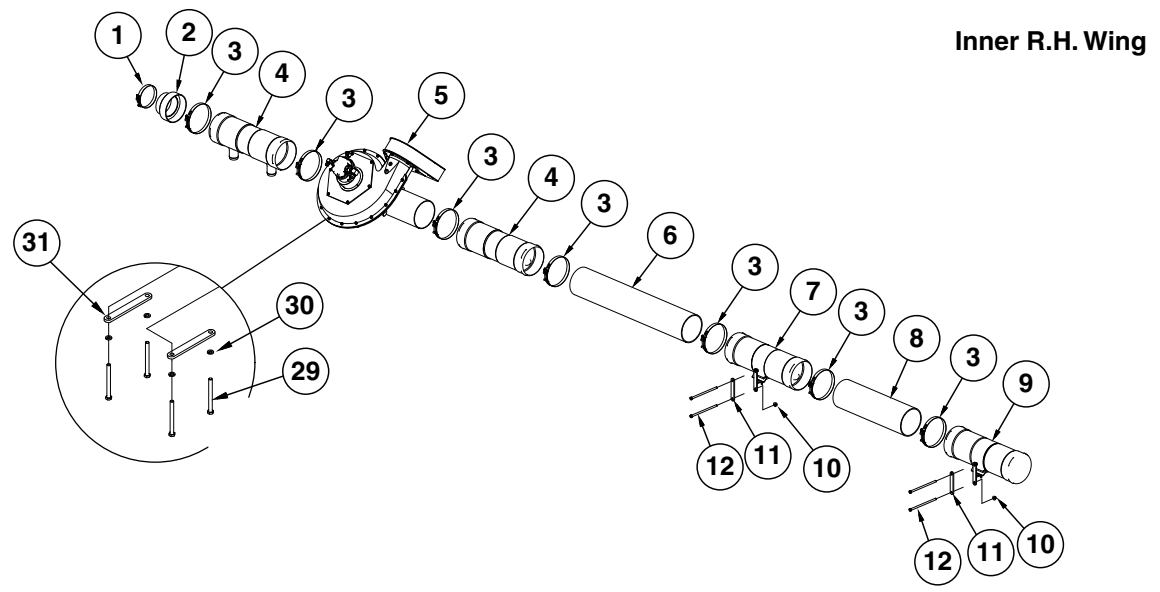
(A16885)





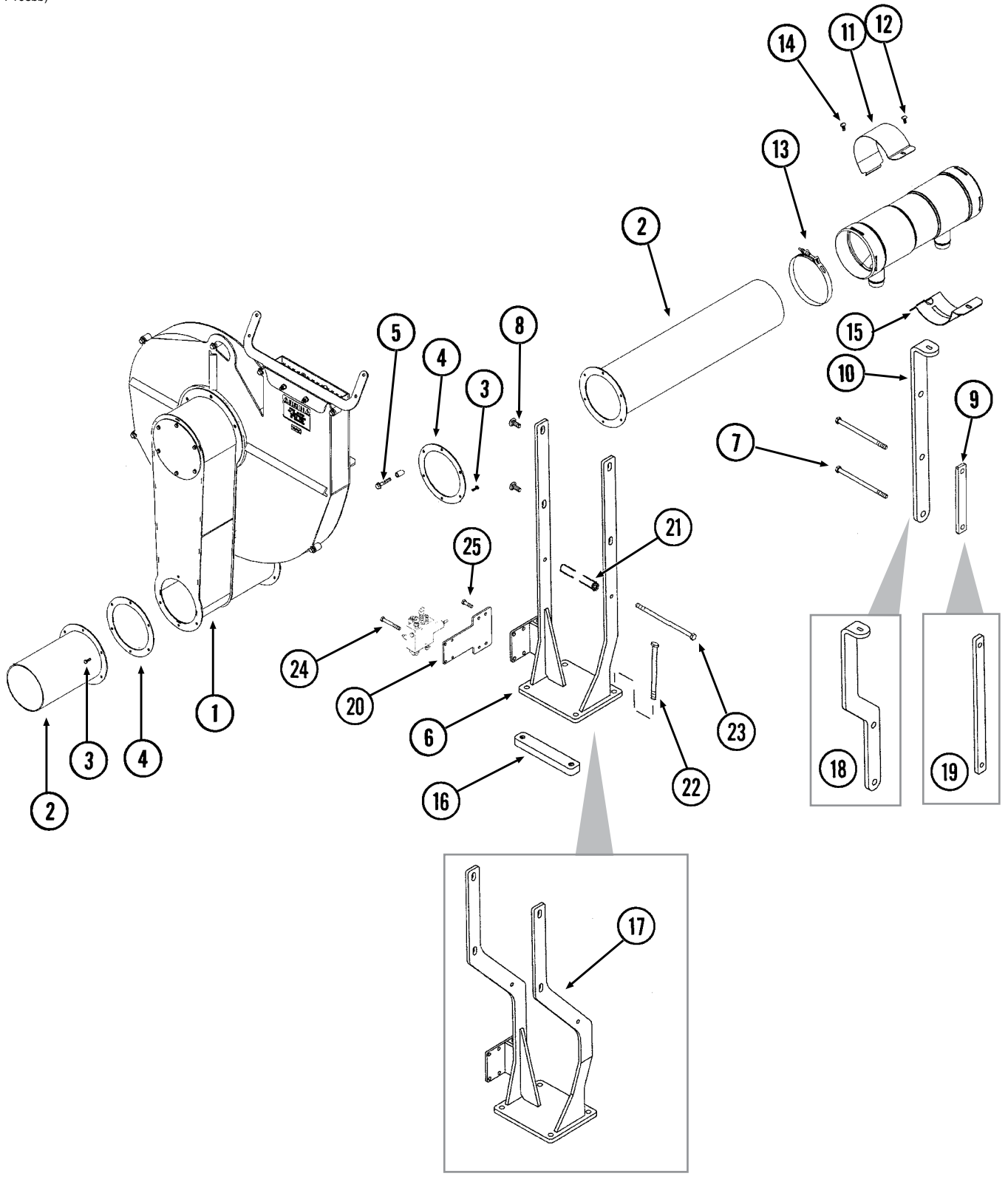
ITEM	PART NO.	QTY.	DESCRIPTION
1	GA17801 GA17802	-	L.H. Inner Manifold End R.H. Inner Manifold End
2	G11145		T-Bolt Clamp, 7"
3	GD15856-21 GD15856-41 GD15856-35 GD15856-16	1 1 1 1	Pipe, 6" x 21½", 24 Row 20" (R.H. Only) Pipe, 6" x 18½", 24 Row 20" (L.H. Only) Pipe, 6" x 30", 24 Row 22" (R.H. Only) Pipe, 6" x 27½", 24 Row 22" (L.H. Only)
4	GD15799 GA16705 GA11164 GD15854 G10338 G10133 G10620	1 1 1 1 1 1 2	Manifold, 21" (Open Both Ends) Manifold Bracket Mount Clamp Carriage Bolt, 5/16"-18 x 1¼" Hex Head Cap Screw, 5/16"-18 x 1½" Serrated Flange Nut, 5/16"-18
5	GD15856-28 GD15856-41 GD15856-38 GD15856-23		Pipe, 6" x 35½", 24 Row 20" (R.H. Only) Pipe, 6" x 18½", 24 Row 20" (L.H. Only) Pipe, 6" x 26½", 24 Row 22" (R.H. Only) Pipe, 6" x 23½", 24 Row 22" (L.H. Only)
6	GD15799		Manifold, 21" (Open Both Ends)
7	---	-	<a href="#">See "Vacuum Fan System, 24 Row 20" and 24 Row 22"" on page P42</a>
8	GA16818		Outlet End, 5" Diameter
9	G11188		T-Bolt Clamp, 5¼"
10	G11091		Serrated Flange Nut, 3/8"-16
11	GD23768		Bracket Mount
12	G10686		Hex Head Cap Screw, 3/8"-16 x 8"
13	G10305		Carriage Bolt, 3/8"-16 x 1"
14	GA17804 GA17803		R.H. Outer Manifold End L.H. Outer Manifold End
15	GD15856-01 GD15856-15 GD15856-26 GD15856-38	1 1 1 1	Pipe, 6" x 14", 24 Row 20" (R.H. Only) Pipe, 6" x 23", 24 Row 20" (L.H. Only) Pipe, 6" x 27", 24 Row 22" (R.H. Only) Pipe, 6" x 26 ½", 24 Row 22" (L.H. Only)
16	GD15799 GA11164 GD24305 GD15854 G10338 G10133 G10620	1 1 1 1 1 1 2	Manifold, 21" (Open Both Ends) Mount Extended Manifold Bracket Clamp Carriage Bolt, 5/16"-18 x 1¼" Hex Head Cap Screw, 5/16"-18 x 1½" Serrated Flange Nut, 5/16"-18
17	GD15867-14 GD15867-12		Hose, 5" x 25" Hose, 5" x 18"
18	G10348		Hex Head Cap Screw, ½"-13 x 5"
19	G10228		Lock Washer, ½"
20	GD24088		Clamp Bar

(A16686)



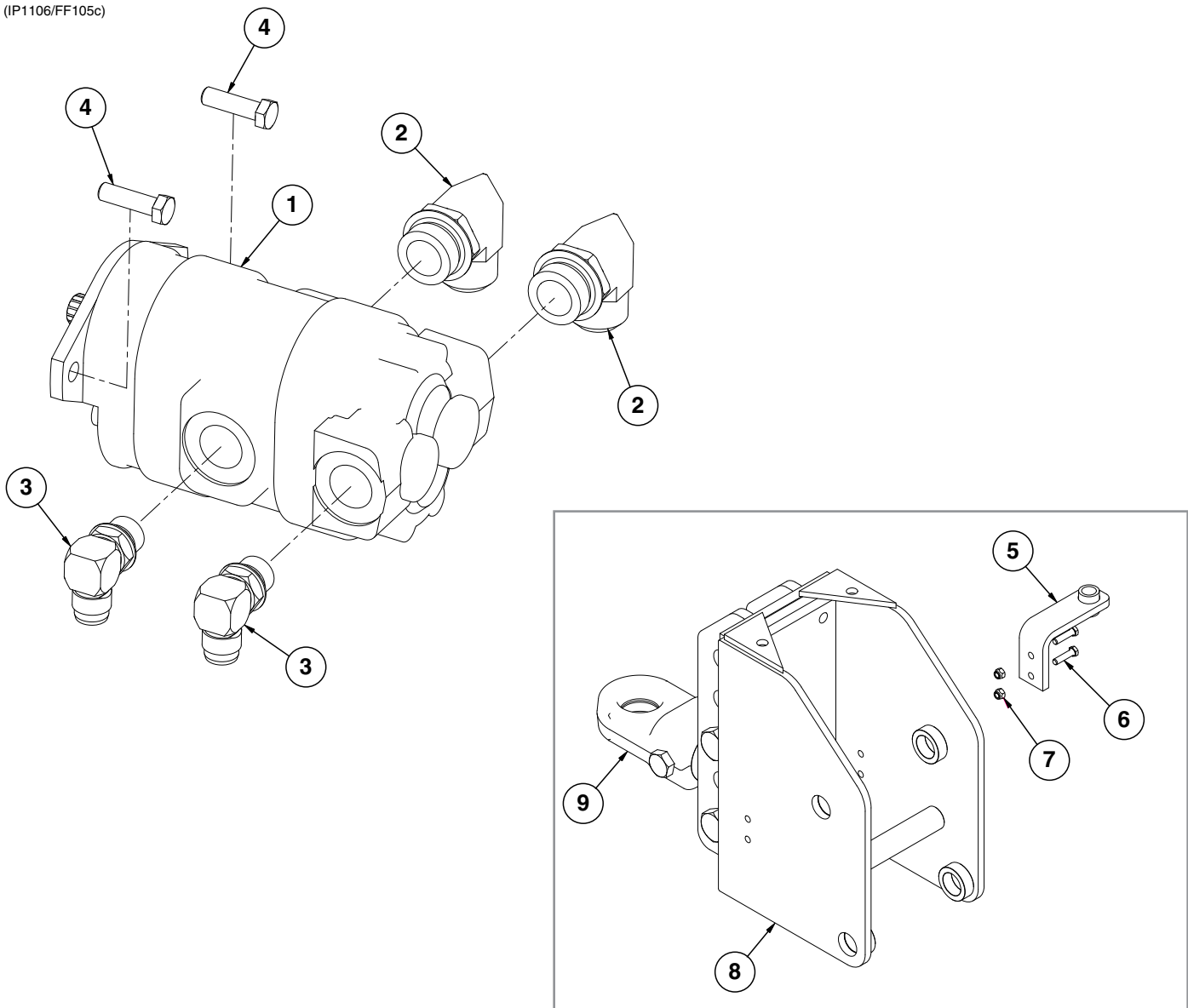
ITEM	PART NO.	QTY.	DESCRIPTION
1	G11188	-	T-Bolt Clamp, 5¼"
2	GA16818	4	Outlet End, 5" Diameter
3	G11145	-	T-Bolt Clamp, 7"
4	GD15799	4	Manifold, 21" (Open Both Ends)
5	---	-	<a href="#">See "Vacuum Fan System, 24 Row 20" and 24 Row 22" on page P42</a>
6	GD15856-28	1	Pipe, 6" x 35½"
7	GA16705	1	Manifold Bracket
	GA11164	1	Mount
	GD15854	1	Clamp
	GD15799	1	Manifold, 21" (Open Both Ends)
	G10338	1	Carriage Bolt, ⅝"-18 x 1¼"
	G10133	1	Hex Head Cap Screw, ⅝"-18 x 1½"
	G10620	2	Serrated Flange Nut, ⅝"-18
8	GD15856-21	1	Pipe, 6" x 21½", 24 Row 20"
	GD15856-35	1	Pipe, 6" x 30½", 24 Row 22"
9	GA17802	1	R.H. Inner Manifold End
10	G11091	-	Serrated Flange Nut, ⅜"-16
11	GD23768	5	Bracket Mount
12	G10686	-	Hex Head Cap Screw, ⅜"-16 x 8"
13	GD5625	3	Lynch Pin, ⅜"
14	GD24299	2	Separator Plate
15	GD26145	2	Short Double Wide Hose Holder Mount
16	GD26147	2	Double Wide Base Holder
17	GD20595	1	Hose Holder Short Mount
18	GD24297	1	Holder Base
19	GD20114	2	Seed Hose Support Bracket
20	G10305	-	Carriage Bolt, ⅜"-16 x 1"
21	G10301	-	Carriage Bolt, ⅜"-16 x 1½"
22	GD15867-14	1	Hose, 5" x 25"
	GD15867-12	1	Hose, 5" x 18"
23	GD15856-41	2	Pipe, 6" x 18½", 24 Row 20"
	GD15856-16	1	Pipe, 6" x 27½", 24 Row 22"
24	GA11164	1	Mount
	GD24305	1	Extended Manifold Bracket
	GD15854	1	Clamp
	GD15799	1	Manifold, 21" (Open Both Ends)
	G10338	1	Carriage Bolt, ⅝"-18 x 1¼"
	G10133	1	Hex Head Cap Screw, ⅝"-18 x 1½"
	G10620	2	Serrated Flange Nut, ⅝"-18
25	GD15856-01	1	Pipe, 6" x 14", 24 Row 20" (R.H. Only)
	GD15856-15	1	Pipe, 6" x 23", 24 Row 20" (L.H. Only)
	GD15856-26	1	Pipe, 6" x 27", 24 Row 22" (R.H. Only)
	GD15856-38	1	Pipe, 6" x 26½", 24 Row 22" (L.H. Only)
26	GA17804	1	R.H. Outer Manifold End
	GA17803	1	L.H. Outer Manifold End
27	GA17801	1	L.H. Inner Manifold End
28	GD15856-41	1	Pipe, 6" x 18½", 24 Row 20"
	GD15856-23	1	Pipe, 6" x 23½", 24 Row 22"
29	G10348	-	Hex Head Cap Screw, ½"-13 x 5"
30	G10228	-	Lock Washer, ½"
31	GD24088	-	Clamp Bar

(FF108bb)



ITEM	PART NO.	QTY.	DESCRIPTION
1	---	-	<a href="#">See "Vacuum Fan Assembly, 36 Row 20" on page P45</a>
2	---	-	<a href="#">See "Manifolds and Distribution Hoses, 36 Row 20" on page P59</a>
3	G10023 G10110	- -	Hex Head Cap Screw, 1/4"-20 x 3/4" Lock Nut, 1/4"-20, Grade B
4	GD16842	2	Manifold Gasket, 1/8" x 8 3/8" (6 5/8" I.D.)
5	G11199 GD8893-07	1 1	Whiz Lock Bolt, 3/8"-16 x 2" Sleeve, 1" Long
6	GA13181	1	Support
7	G10341 G10152	- -	Hex Head Cap Screw, 5/8"-11 x 8" Hex Head Cap Screw, 5/8"-11 x 9"
8	G10574 G10071	4 4	Carriage Bolt, 1/2"-13 x 1 1/4" Serrated Flange Nut, 1/2"-13
9	GD18628	-	Tap Plate, Short
10	GD18626	-	Support
11	GD15854	1	Clamp
12	G10338 G10620	- -	Carriage Bolt, 5/16"-18 x 1 1/4" Serrated Flange Nut, 5/16"-18
13	G11145	-	T-Bolt Clamp, 7"
14	G10133 G10232 G10106	- - -	Hex Head Cap Screw, 5/16"-18 x 1 1/2" Lock Washer, 5/16" Hex Nut, 5/16"-18
15	GA11164	-	Mount
16	GD18624	-	Tap Block
17	GA13203	-	Offset Support
18	GD18625	-	Offset Support
19	GD18627	-	Tap Block, Long
20	GD18622	-	Block Support Plate
21	GD8893-10	-	Sleeve, 9 3/16" Long
22	G10980 GD18623	- -	Hex Head Cap Screw, 1/2"-13 x 5 1/2" Cap Screw, 1/2"-13 x 17"
23	G11257 G10108	- -	Hex Head Cap Screw, 3/8"-16 x 11 1/2" Lock Nut, 3/8"-16
24	G10063 G10753 G10229 G10101	- - - -	Hex Head Cap Screw, 3/8"-16 x 4" Hex Head Cap Screw, 3/8"-16 x 4 1/2" Lock Washer, 3/8" Hex Nut, 3/8"-16
25	G10001 G10108	- -	Hex Head Cap Screw, 3/8"-16 x 1" Lock Nut, 3/8"-16

(IP1106/FF105c)

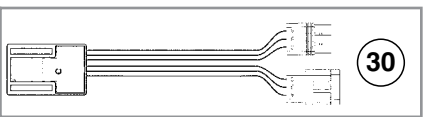
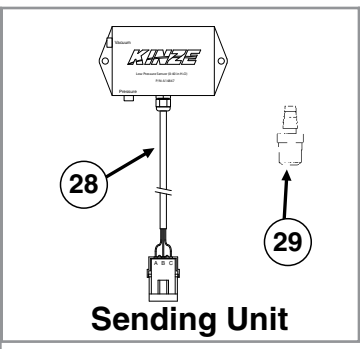
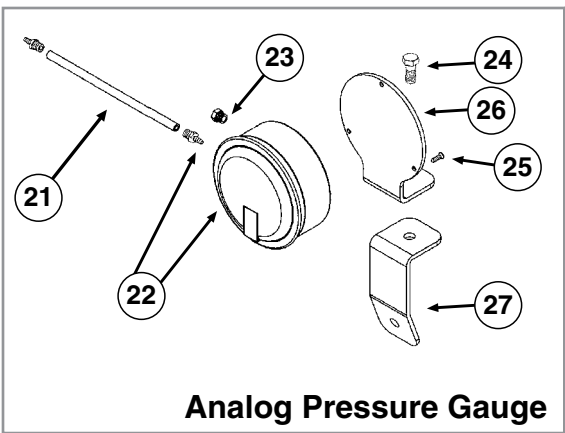
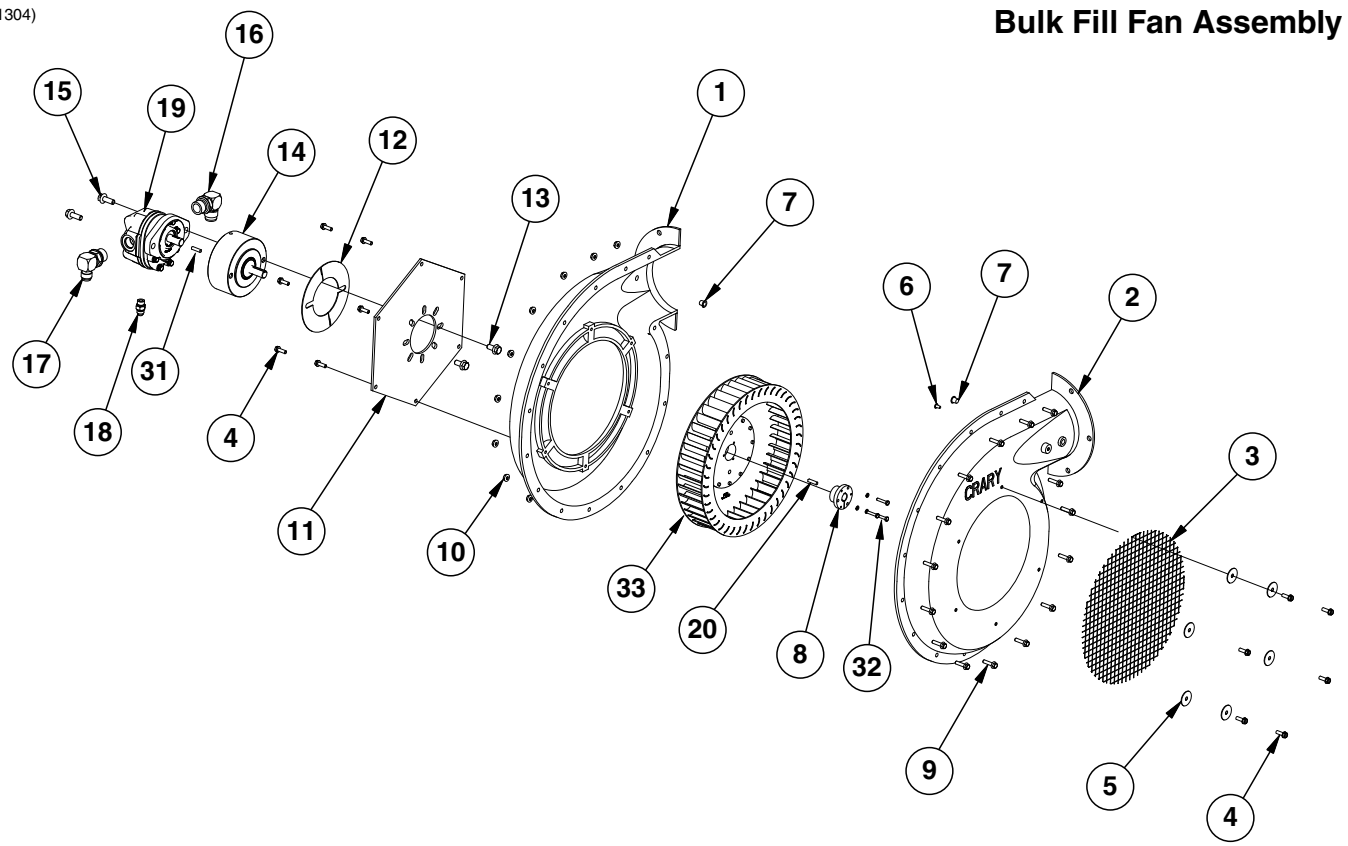


ITEM	PART NO.	QTY.	DESCRIPTION
1	GA13793	1	PTO Pump
2	G6801-20 GR1787	2 -	Elbow W/O-Ring, 90°, 1 5/8"-12 Male JIC To O-Ring O-Ring
3	G6801-12 GR1467	2 -	Elbow W/O-Ring, 90°, 1 1/16"-12 Male JIC To O-Ring O-Ring
4	G11264	2	Hex Head Cap Screw, 1/2-13, Grade 8
5	A13917	1	Pump Storage
6	G10003	2	Hex Head Cap Screw, 3/8"-16 x 1 1/2"
7	G10108	2	Lock Nut, 3/8"-16
8	---	-	<a href="#">See "Front Hitch Assembly/Safety Chain" on page P95</a>
9	---	-	<a href="#">See "Front Hitch Assembly/Safety Chain" on page P95</a>
10	GA13793		
A	GR1946	-	Seal Kit

**This page left blank intentionally.**

(IP1304)

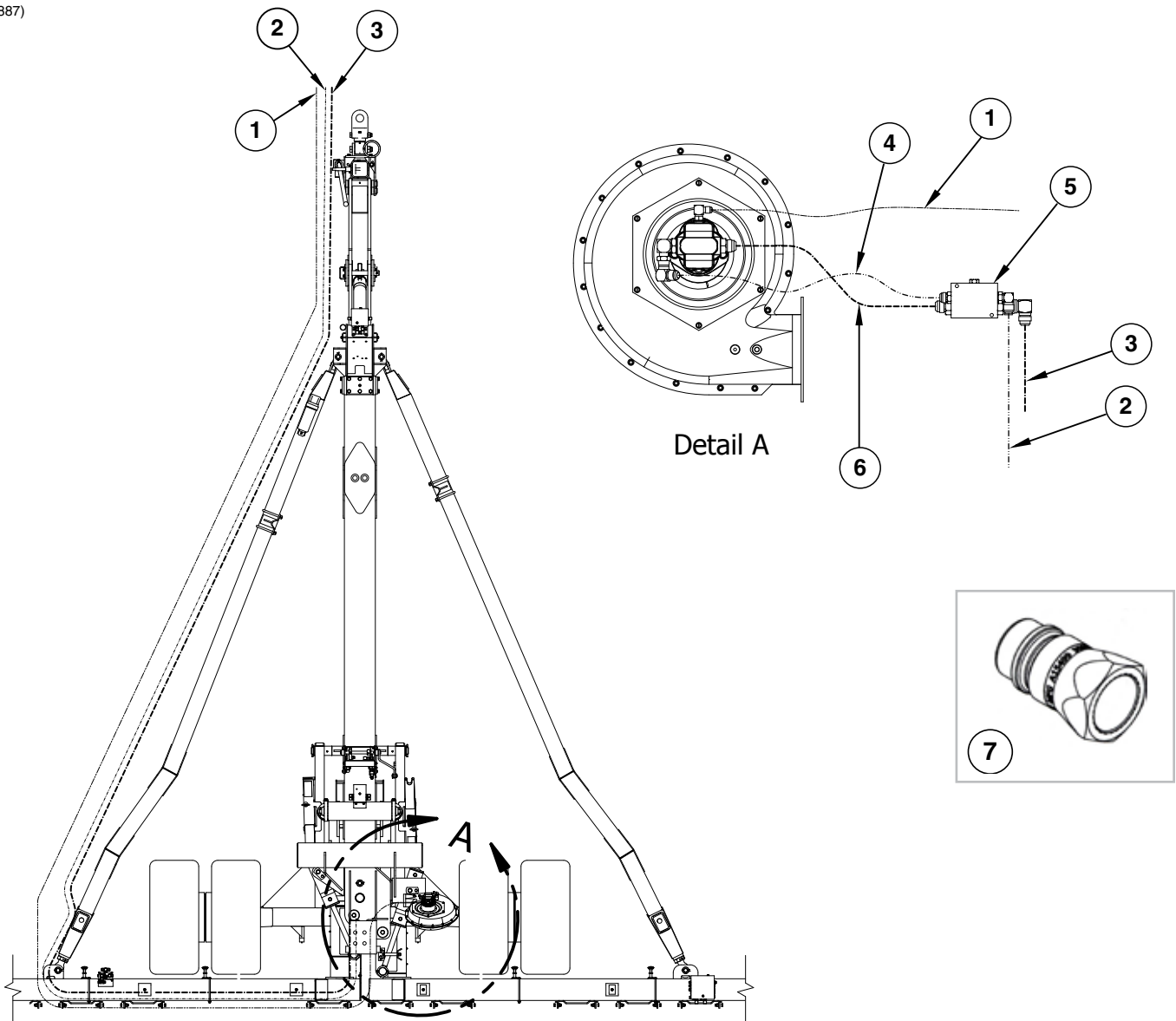
Bulk Fill Fan Assembly





ITEM	PART NO.	QTY.	DESCRIPTION
1	GR1971	1	Flanged Inner Case
2	GR1970	1	Flanged Outer Case
3	GR1967	1	Screen
4	GR1976	12	Hex Flange Self Tapping Screw, 1/4" x 3/4"
5	GR1977	6	Fender Washer, 1/4"
6	GR1978	1	Plastic Plug, 1/4"
7	GR1979	2	Plastic Plug, 7/16"
8	GR1961	1	Bushing, 5/8"
9	G11409	15	Hex Serrated Flanged Cap Screw, 1/4"-20 x 1"
10	G10621	15	Serrated Flange Nut, 1/4"-20
11	GR1969	2	Backing Plate
12	GR1968	2	Cover Plate
13	G11123	2	Hex Serrated Flange Cap Screw, 3/8"-16 x 3/4"
14	GA14575	1	Overhung Load Adapter
15	G11124	2	Hex Serrated Flange Cap Screw, 3/8"-16 x 1"
16	G6801-12	1	Elbow W/O-Ring, 90°, 1 1/16"-12 Male JIC To O-Ring
17	G6801-10-12	1	Elbow W/O-Ring, 90°, 7/8"-14 Male JIC To 1 1/16"-12 O-Ring
18	G6400-06	1	Connector W/O-Ring, 9/16"-18 Male JIC To O-Ring
19	GA14574	1	Hydraulic Motor
20	GD21300	1	Key Stock, 3/16" x 3/4"
21	GD15849-02	1	Clear Plastic Tubing, 5/16" O.D. x 3/16" I.D. x 120"
22	GA21406	1	Pressure Gauge W/Hose Barb
	GR1777	-	Hose Barb, 1/8" Male NPT To 3/16" Barb
23	GA10799	1	Breather, 1/8" Male NPT
24	G10001	1	Hex Head Cap Screw, 3/8"-16 x 1"
	G10108	1	Lock Nut, 3/8"-16
25	G11215	3	Hex Socket Head Cap Screw, No. 6-32 x 3/8", Grade 8
26	GD15804	1	Mount
27	GD15945	1	Support
28	GA14847	1	Low Pressure Sensor (0-40 IN H <sub>2</sub> O)
	GD17151-20	-	Tubing, 1/4" x 10'
	GA9964	-	Strain Relief
29	GR1736	1	Hose Barb, 1/8" Male NPT To Barb
30	GA12812	1	Hall Effect Adapter
31	GR2000	1	Hydraulic Motor Key
32	G11518	3	Hex Head Machine Screw, #10-24 x 1"
	G10243	3	Washer, No. 10 SAE
33	GR2109	-	Impeller
A	GR1960	-	Bulk Fill Fan Motor Seal Kit
B	GA14573	-	Bulk Fill Fan Assembly (Flanged) (Items 1-7 and 9-12)
C	GR2179	-	Motor Seal Kit (Shaft)

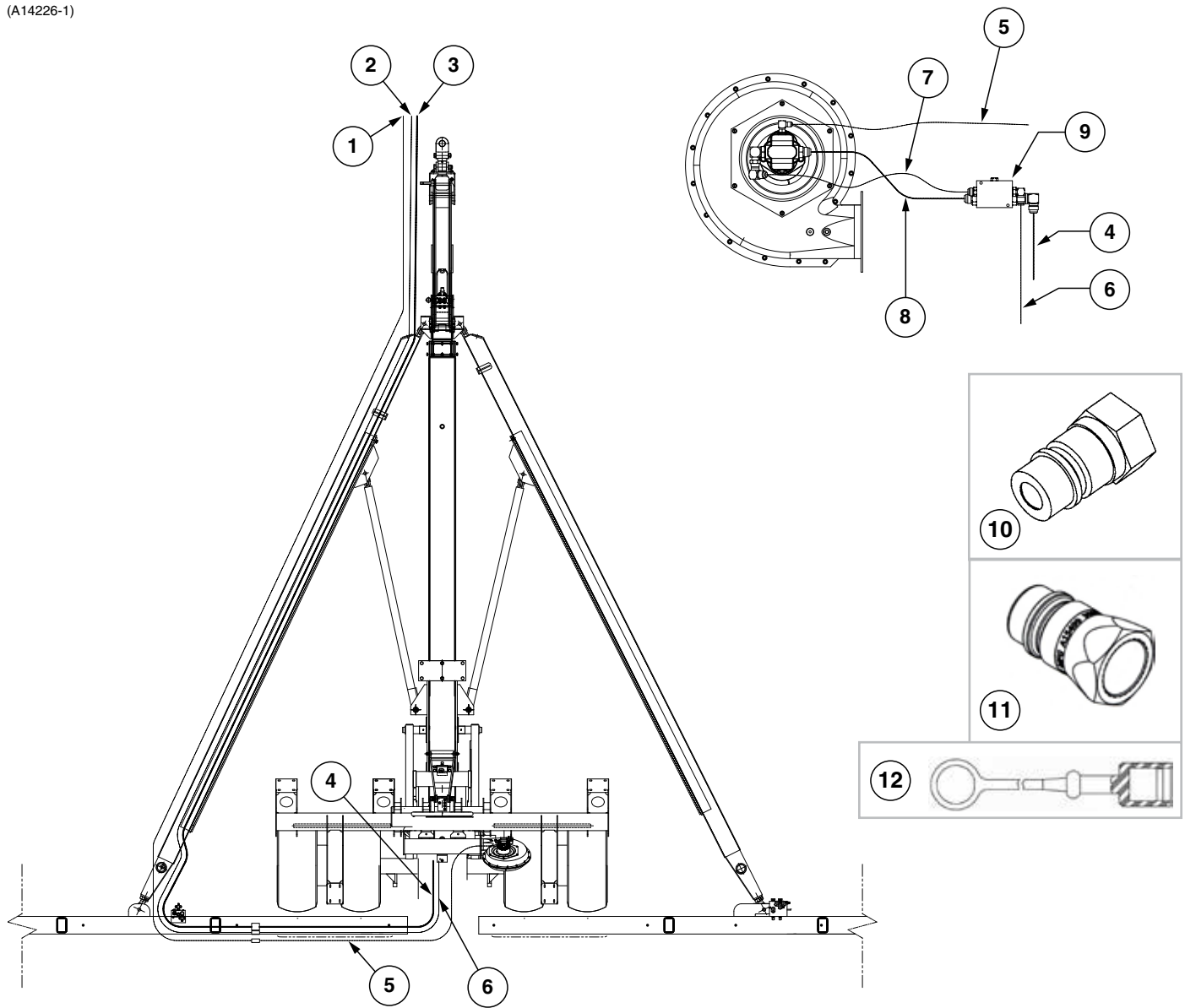
(A17887)



ITEM	PART NO.	QTY.	DESCRIPTION
1	*A15030	1	Hose Assembly, 3/8" x 550" (06F-1/2M)
2	*A18622	1	Hose Assembly W/Tip, 1/2" x 516" (10F-1/2M)
3	*A11474	1	Hose Assembly W/Tip, 5/8" x 516" (12F-1/2M)
4	*A1458	1	Hose Assembly, 1/2" x 34"
5	---	-	<a href="#">See "Bulk Fill Fan System" on page P69</a>
6	*A11475	1	Hose Assembly, 5/8" x 34" (12F-12F)
7	GA15499	-	Special Pioneer Coupler, Zero Pressure Return
	GD25522	-	Hydraulic Tip Cover

\*Hydraulic hose is not stocked by Kinze Repair Parts, but can be made available on a special order basis. Call for quote.

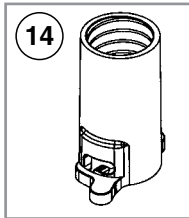
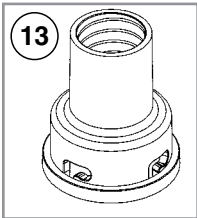
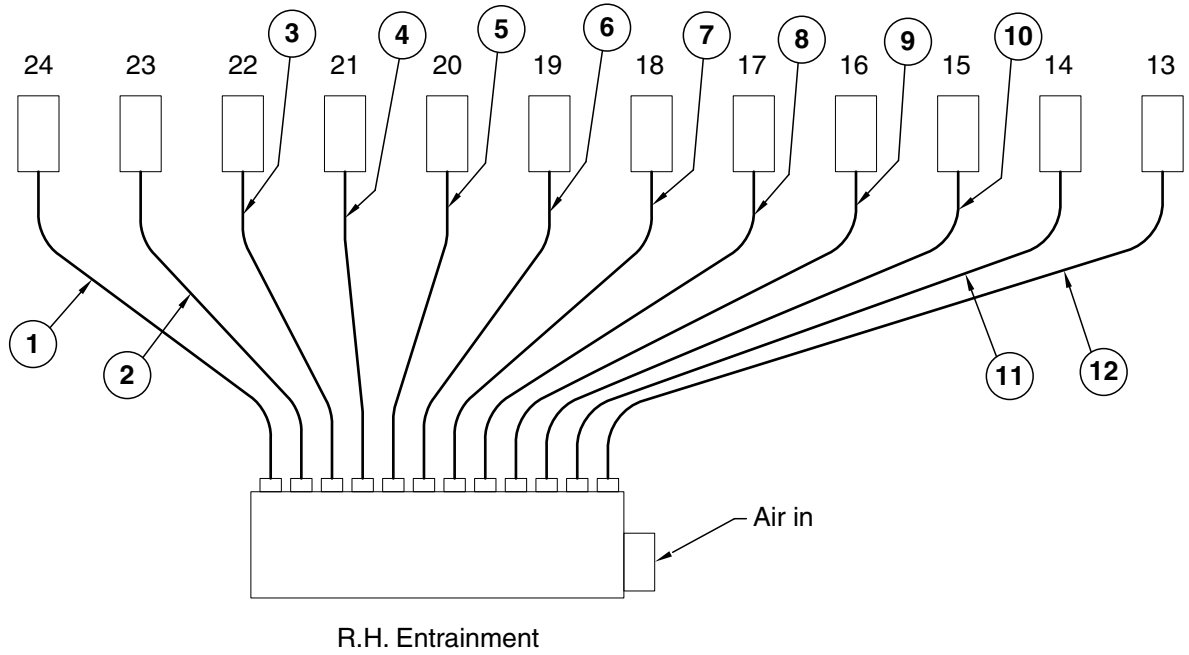
(A14226-1)



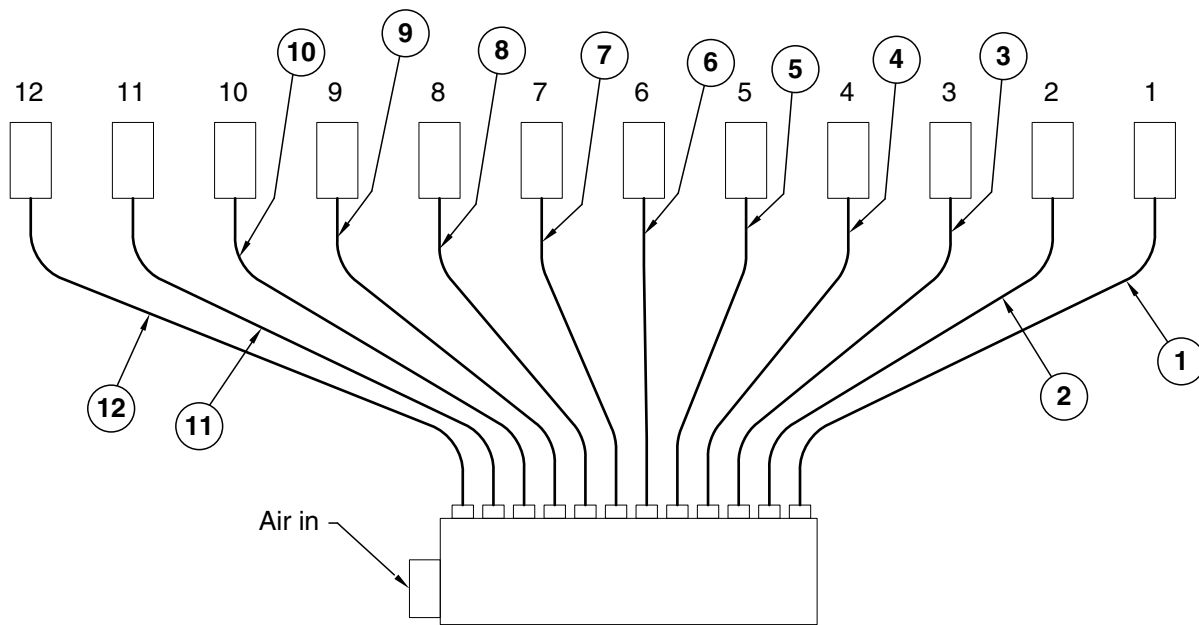
ITEM	PART NO.	QTY.	DESCRIPTION
1	*A15003	1	Hose Assembly, 3/8" x 510"
2	*A8286	1	Hose Assembly, 1/2" x 510"
3	*A12901	1	Hose Assembly, 3/4" x 510"
4	*A3368	1	Hose Assembly, 3/4" x 86"
5	*A15004	1	Hose Assembly, 3/8" x 120"
6	*A8274	1	Hose Assembly, 1/2" x 86"
7	*A1424	1	Hose Assembly, 1/2" x 30"
8	*A3353	1	Hose Assembly, 3/4" x 33"
9	---	-	<a href="#">See "Bulk Fill Fan System" on page P69</a>
10	GD4086	-	ISO Coupler
11	GA15499	-	Special Pioneer Coupler, Zero Pressure Return
12	GD25522	-	Hydraulic Tip Cover

\*Hydraulic hose is not stocked by Kinze Repair Parts, but can be made available on a special order basis. Call for quote.

R.H. Rear of Machine



L.H. Rear of Machine



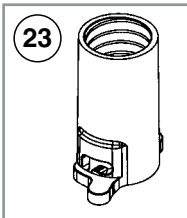
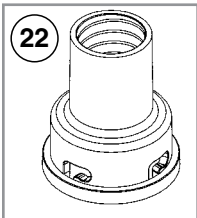
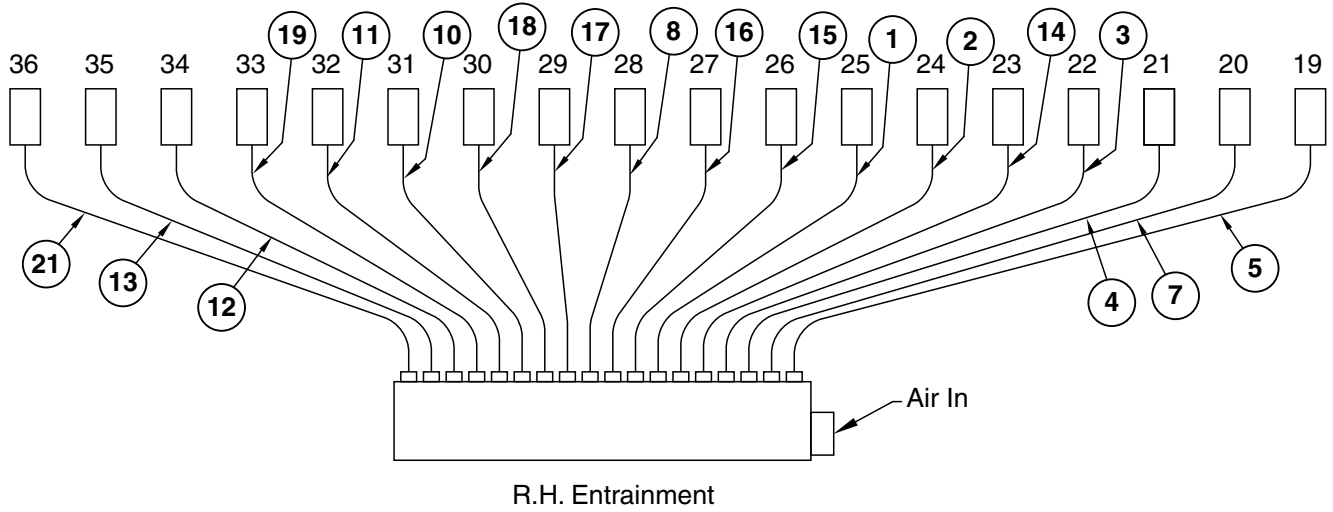
L.H. Entrainment

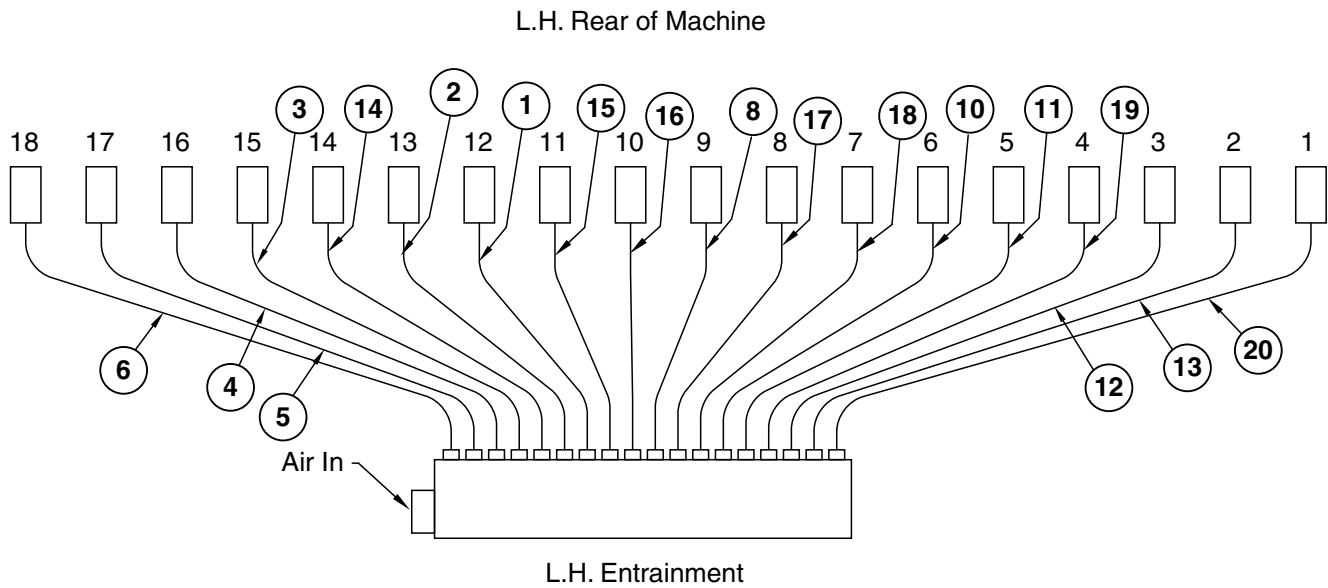
ITEM	PART NO.	QTY.	DESCRIPTION
1	*A13830	2	Hose Assembly, 1 1/4" x 320", 24 Row 20"
	*A13813	-	Hose Assembly, 1 1/4" x 326", 24 Row 22"
2	*A13829	2	Hose Assembly, 1 1/4" x 302", 24 Row 20"
	*A13819	-	Hose Assembly, 1 1/4" x 313", 24 Row 22"
3	*A13818	2	Hose Assembly, 1 1/4" x 280"
4	*A13828	2	Hose Assembly, 1 1/4" x 262", 24 Row 20"
	*A13836	-	Hose Assembly, 1 1/4" x 269", 24 Row 22"
5	*A13827	2	Hose Assembly, 1 1/4" x 235", 24 Row 20"
	*A13817	-	Hose Assembly, 1 1/4" x 246", 24 Row 22"
6	*A13800	2	Hose Assembly, 1 1/4" x 218", 24 Row 20"
	*A13827	-	Hose Assembly, 1 1/4" x 235", 24 Row 22"
7	*A13801	2	Hose Assembly, 1 1/4" x 192", 24 Row 20"
	*A13809	-	Hose Assembly, 1 1/4" x 205", 24 Row 22"
8	*A13826	2	Hose Assembly, 1 1/4" x 176", 24 Row 20"
	*A13835	-	Hose Assembly, 1 1/4" x 168", 24 Row 22"
9	*A13802	2	Hose Assembly, 1 1/4" x 161"
10	*A13803	2	Hose Assembly, 1 1/4" x 133", 24 Row 20"
	*A13834	-	Hose Assembly, 1 1/4" x 125", 24 Row 22"
11	*A13824	2	Hose Assembly, 1 1/4" x 103"
12	*A13804	2	Hose Assembly, 1 1/4" x 101"
13	GB0425	-	Dissipator Quick Coupler
14	GB0429	-	Seed Entrainer Quick Coupler
15	GR1947	-	Bulk Fill Hose, 1" I.D. x 1 1/4" O.D. x 100'

\*Hose not stocked by Kinze repair parts, but is available in bulk (GR1947).

(IP1153)

R.H. Rear of Machine

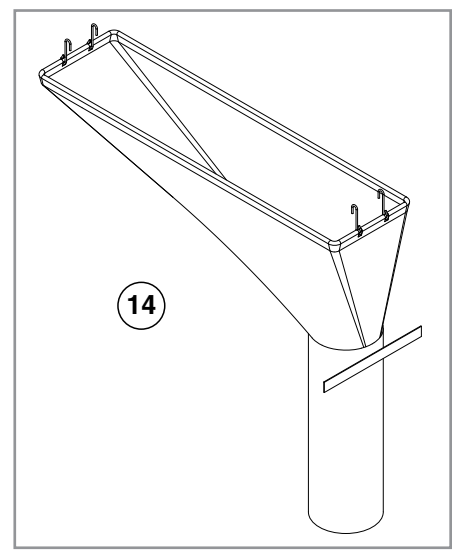
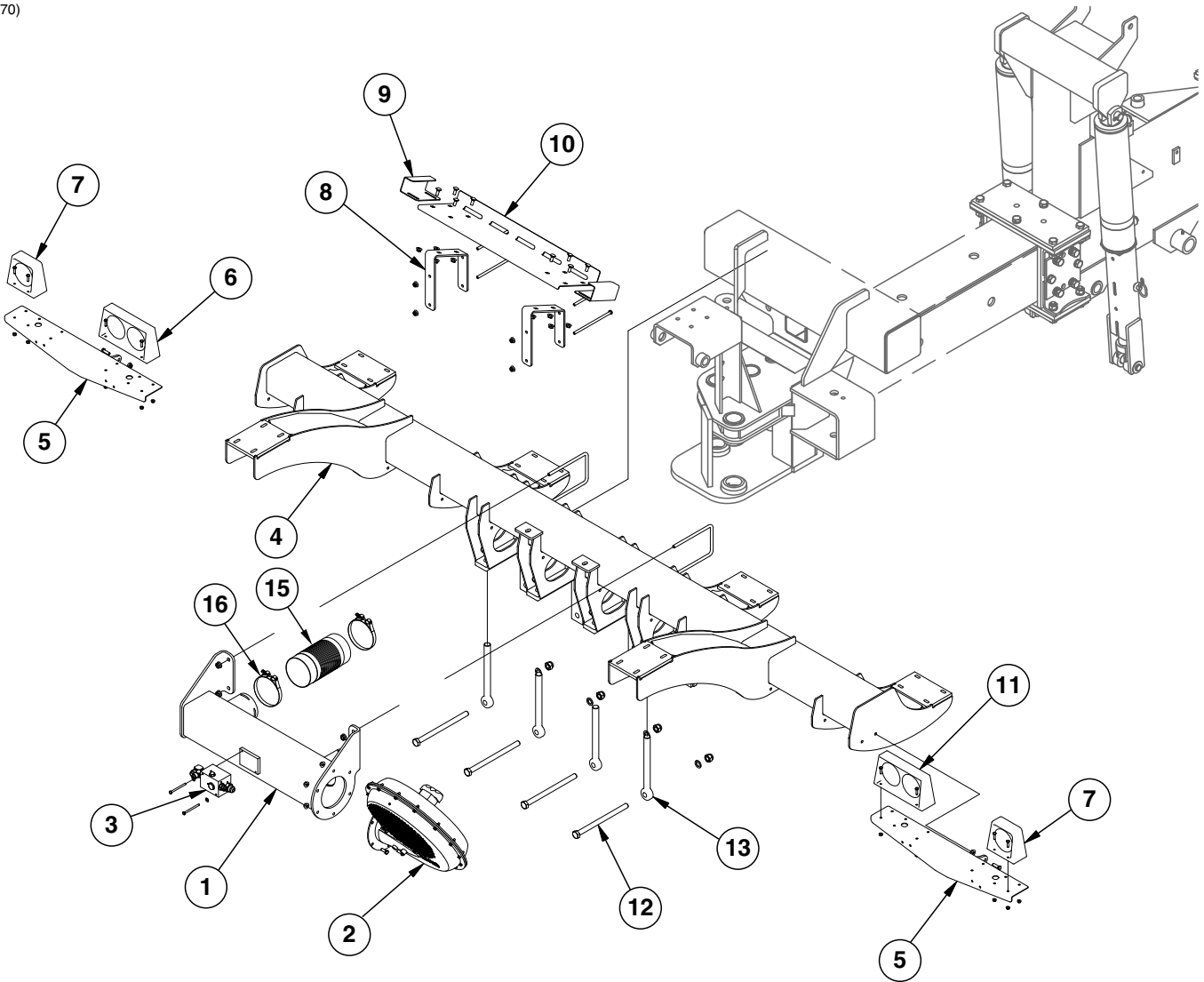




ITEM	PART NO.	QTY.	DESCRIPTION
1	*A13800	2	Seed Hose Assembly, 1¼" x 218"
2	*A13801	2	Seed Hose Assembly, 1¼" x 192"
3	*A13802	2	Seed Hose Assembly, 1¼" x 161"
4	*A13803	2	Seed Hose Assembly, 1¼" x 133"
5	*A13804	2	Seed Hose Assembly, 1¼" x 101"
6	*A13824	1	Seed Hose Assembly, 1¼" x 103"
7	*A13825	1	Seed Hose Assembly, 1¼" x 116"
8	*A13818	2	Seed Hose Assembly, 1¼" x 280"
9	*A13819	2	Seed Hose Assembly, 1¼" x 313"
10	*A13820	2	Seed Hose Assembly, 1¼" x 340"
11	*A13821	2	Seed Hose Assembly, 1¼" x 371"
12	*A13822	2	Seed Hose Assembly, 1¼" x 403"
13	*A13823	2	Seed Hose Assembly, 1¼" x 428"
14	*A13826	2	Seed Hose Assembly, 1¼" x 176"
15	*A13827	2	Seed Hose Assembly, 1¼" x 235"
16	*A13828	2	Seed Hose Assembly, 1¼" x 262"
17	*A13829	2	Seed Hose Assembly, 1¼" x 301"
18	*A13830	2	Seed Hose Assembly, 1¼" x 320"
19	*A13831	2	Seed Hose Assembly, 1¼" x 380"
20	*A13832	1	Seed Hose Assembly, 1¼" x 438"
21	*A13833	1	Seed Hose Assembly, 1¼" x 450"
22	GB0425	-	Dissipator Quick Coupler
23	GB0429	-	Seed Entrainer Quick Coupler
24	GR1947	-	Bulk Fill Hose, 1" I.D. x 1¼" O.D. x 100'

\*Hose not stocked by Kinze repair parts, but is available in bulk (GR1947).

(IP1170)

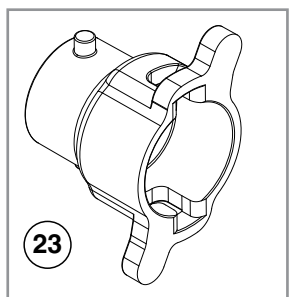
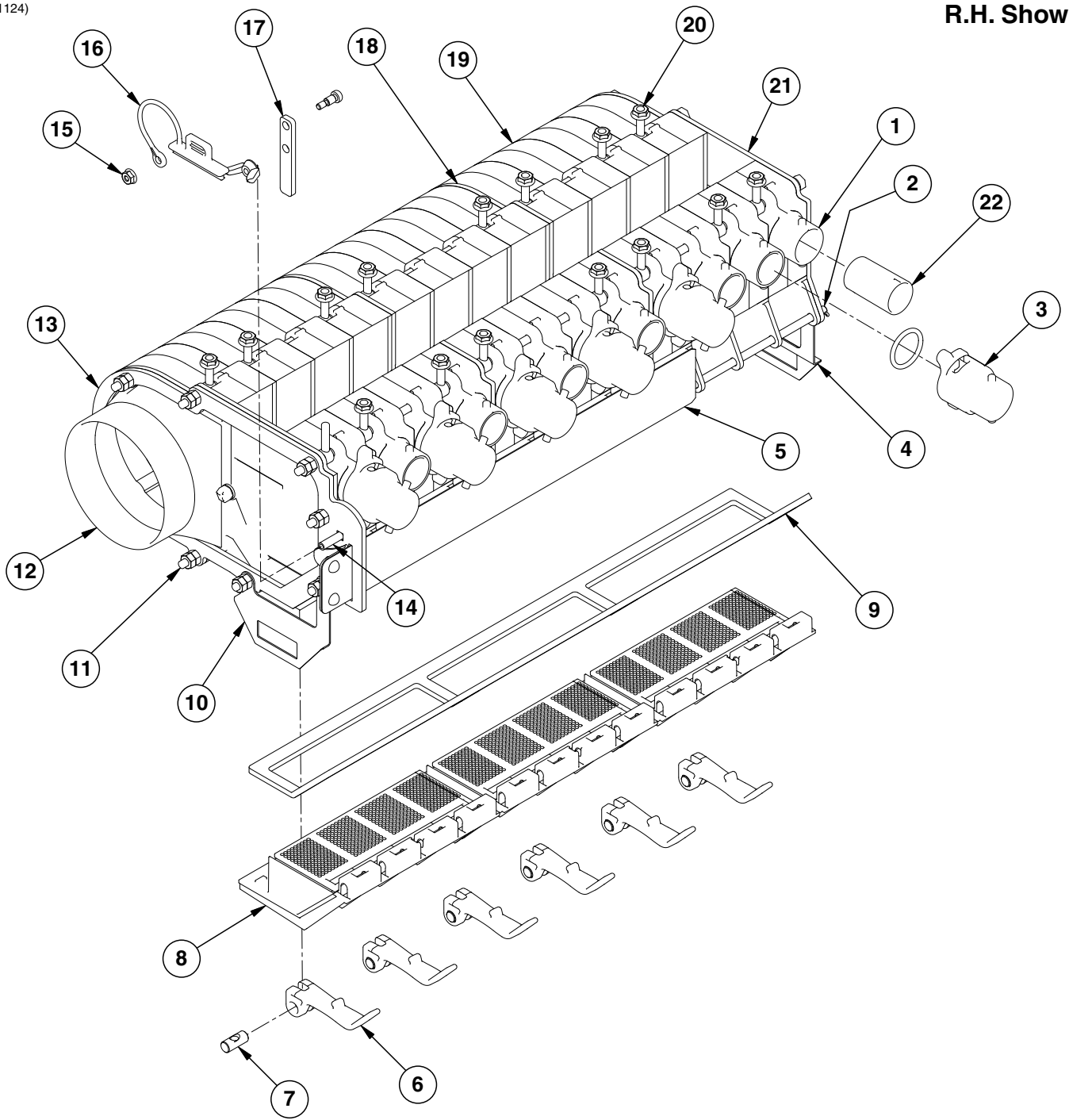




ITEM	PART NO.	QTY.	DESCRIPTION
1	GA14082	1	Fan Mount
	GD8306	2	U-Bolt, 7" x 5" x 1/2"-13
	G10071	4	Serrated Flange Nut, 1/2"-13
2	---	1	<a href="#">See "Bulk Fill Fan System" on page P69</a>
	G11091	6	Serrated Flange Nut, 3/8"-16
	G10001	6	Hex Head Cap Screw, 3/8"-16 x 1"
	GR1777	1	Hose Barb, 1/8" Male NPT To 3/16" Barb
3	GA13421	1	Bulk Fill Fan Block
	G10211	2	Washer, 1/4" SAE
	G10162	2	Hex Head Cap Screw, 1/4"-20 x 3/4"
4	GA14084	1	Tank Frame
5	GA14403	2	Light Bracket
	G10004	4	Hex Head Cap Screw, 3/8"-16 x 1 1/4"
	G11091	4	Serrated Flange Nut, 3/8"-16
6	---	1	<a href="#">See "Electrical Components" on page P187</a>
	G10621	4	Serrated Flange Nut, 1/4"-20
	G10064	4	Hex Head Cap Screw, 1/4"-20 x 1"
7	---	2	<a href="#">See "Electrical Components" on page P187</a>
	G10621	8	Serrated Flange Nut, 1/4"-20
	G10064	8	Hex Head Cap Screw, 1/4"-20 x 1"
8	GD20195	2	Mounting Bracket
	G10686	4	Hex Head Cap Screw, 3/8"-16 x 8"
	G11091	4	Serrated Flange Nut, 3/8"-16
9	GD20196	2	Clean Out Chute Clip
	G10305	4	Carriage Bolt, 3/8"-16 x 1"
	G11091	4	Serrated Flange Nut, 3/8"-16
10	GD20194	1	Clean Out Chute Plate
	G10305	4	Carriage Bolt, 3/8"-16 x 1"
	G11091	4	Serrated Flange Nut, 3/8"-16
11	---	1	<a href="#">See "Electrical Components" on page P187</a>
	G10621	4	Serrated Flange Nut, 1/4"-20
	G10064	4	Hex Head Cap Screw, 1/4"-20 x 1"
12	G10541	4	Hex Head Cap Screw, 3/4"-10 x 11"
	GD2169	4	Special Washer, 25/32" I.D. x 1 1/4" O.D., Hardened
	G10112	4	Lock Nut, 3/4"-10
13	GD20275	4	Eye Bolt, 1-14" x 11"
	G11394	4	Flat Washer, 1" SAE
	G11108	4	Lock Nut, 1"-14
14	GA14078	-	Cleanout Chute, 24 Row
	GA14128	-	Cleanout Chute, 36 Row
15	GD19659-03	2	Hose, 4 1/2" x 49"
16	G11360	4	T-Bolt Hose Clamp, 4 1/2"

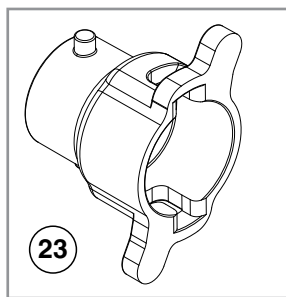
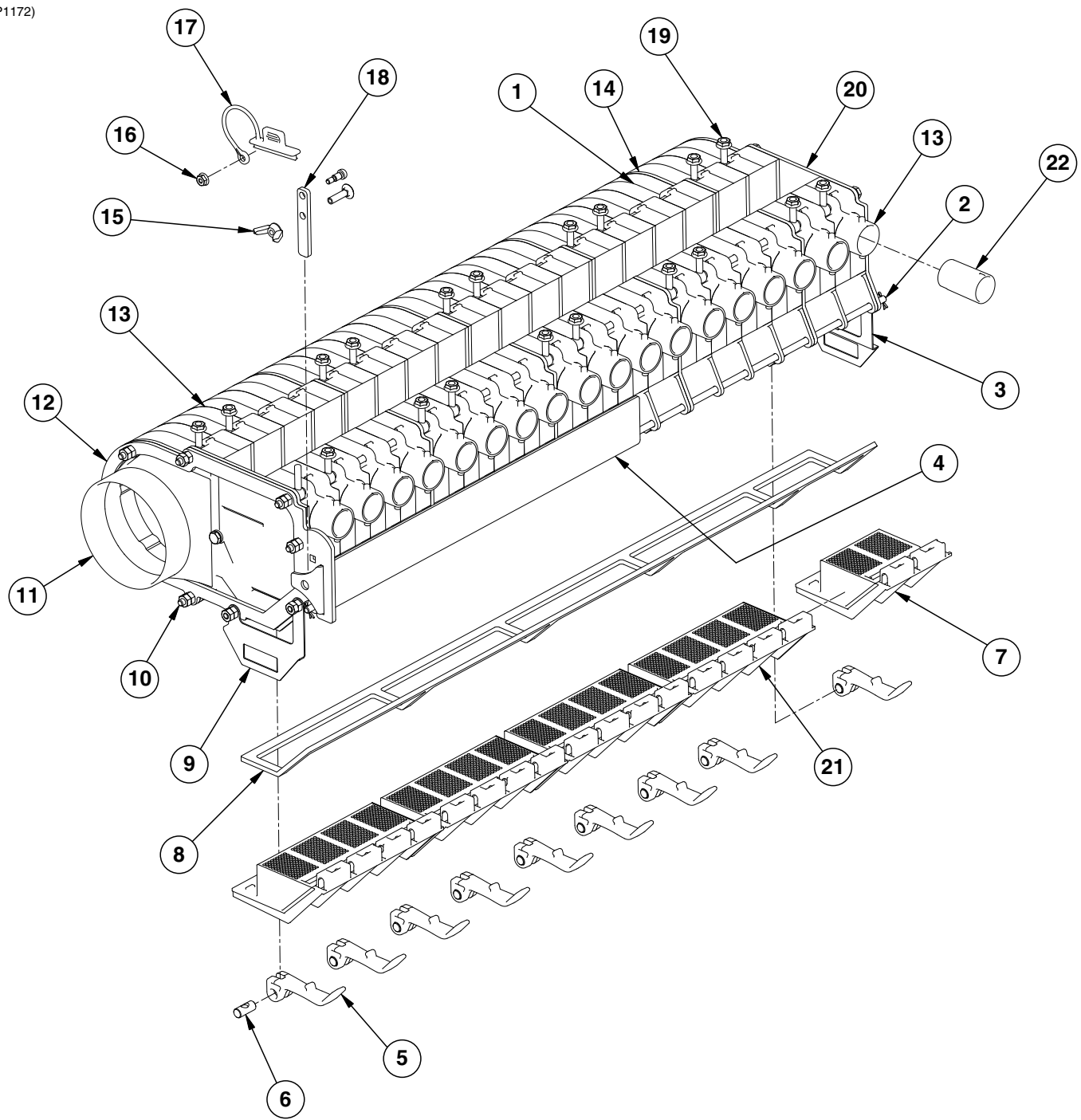
(IP1124)

R.H. Shown



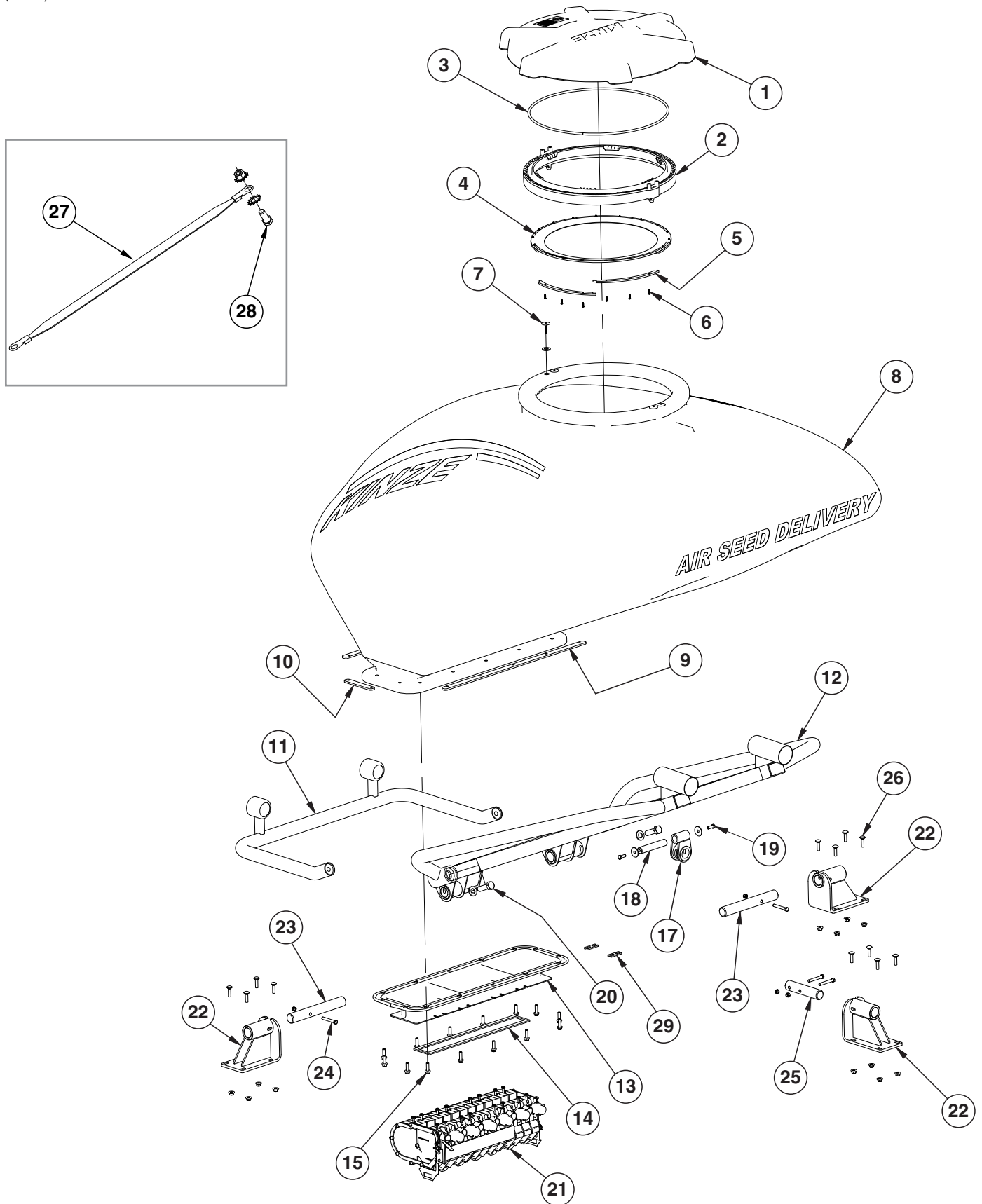
ITEM	PART NO.	QTY.	DESCRIPTION
1	GB0433	3	Bulk Fill Seed Entrainer Door Section
2	GD19854	1	Bulk Fill Cleanout Door Hinge Rod, 12 Row
	G10455	2	Cotter Pin, 1/16" x 1/2"
3	GB0431	6	Bulk Fill Small Cap (If Applicable)
	GD19508	6	Small O-Ring
4	GD19698	1	Bulk Fill Chute Hanger, R.H.
5	GA14942	1	Bulk Fill Shutoff Door
6	GB0501	6	Latch Handle
	GD19864	6	Eye Bolt, 1/4"-20 x 1.83"
7	GD21080	6	Cam Nut, 1/4"-20
8	GB0502	3	Bulk Fill Cleanout Door
9	GD19863	1	Bulk Fill Cleanout Door Gasket, 12 Row
10	GD19699	1	Bulk Fill Chute Hanger, L.H.
11	GD19852	10	Hex Head Cap Screw, 1/4"-20 x 22"
	G11328	11	Washer, 1/4"
	G10103	21	Lock Nut, 1/4"-20, Grade B
12	GB0436	1	Bulk Fill Seed Entrainer Air Inlet, R.H. (Shown)
	GB0435	-	Bulk Fill Seed Entrainer Air Inlet, L.H.
13	GD19635	1	Bulk Fill Retainment Ring
14	G10316	1	Carriage Bolt, 1/4"-20 x 1"
	G11464	1	Wing Nut, 1/4"-20
15	G10992	1	Serrated Flange Nut, No. 10-24
	G11332	1	Hex Socket Head Set Screw, 1/4" x No. 10-24 x 3/8"
	G11302	1	Hex Nut, 1/4"-20
16	GB0444	2	Bulk Fill Shutoff Door Plug
17	GD19695	1	Bulk Fill Slide Latch
18	GD19665	2	Bulk Fill Spacer Plate
19	GB0427	12	Bulk Fill Seed Entrainer
20	GD19865	16	Eye Bolt, 1/4"-20 x 1.47"
	G10621	16	Serrated Flange Nut, 1/4"-20
21	GB0434	1	Bulk Fill Seed Entrainer End Cap
22	GB0438	12	Air Orifice By-Pass
23	GB0430	-	Bulk Fill Large Cap
A	GA14004	-	Bulk Fill Entrainer Assembly, R.H. (Shown) (Items 1-22)
B	GA14005	-	Bulk Fill Entrainer Assembly, L.H. (Items 1-22)

(IP1172)



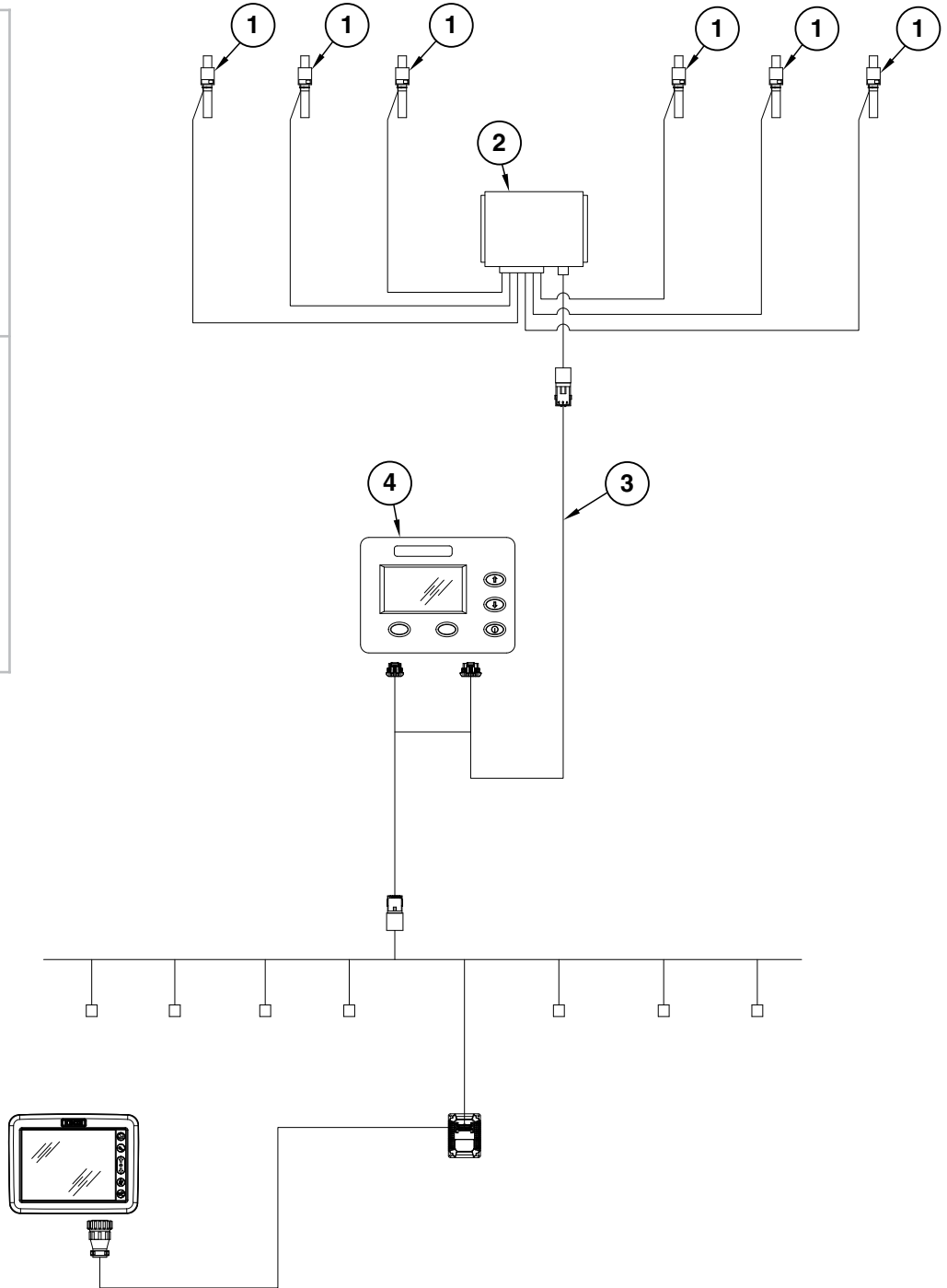
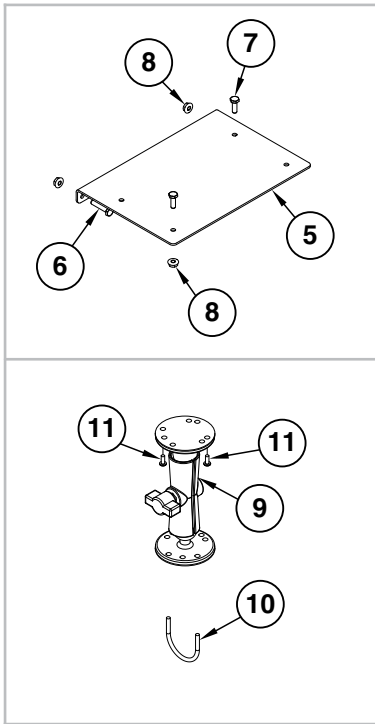
ITEM	PART NO.	QTY.	DESCRIPTION
1	GB0433	4	Bulk Fill Seed Entrainer Door Section
2	GD19855	1	Bulk Fill Cleanout Door Hinge Rod, 18 Row
	G10455	2	Cotter Pin, 1/16" x 1/2"
3	GD19698	1	Bulk Fill Chute Hanger, R.H.
4	GD20145	1	Bulk Fill Shutoff Door
5	GB0501	9	Latch Handle
	GD19864	9	Eye Bolt, 1/4"-20 x 1.83"
6	GD21080	9	Cam Nut, 1/4"-20
7	GD21186	1	Bulk Fill Cleanout Door, Half
8	GD20041	1	Bulk Fill Cleanout Door Gasket, 18 Row
9	GD19699	1	Bulk Fill Chute Hanger, L.H.
10	GD19853	10	Hex Head Cap Screw, 1/4"-20 x 32 1/2"
	G11328	11	Washer, 1/4"
	G10103	21	Hex Nut, 1/4"-20
11	GB0436	1	Bulk Fill Seed Entrainer Air Inlet, R.H. (Shown)
	GB0435	-	Bulk Fill Seed Entrainer Air Inlet, L.H.
12	GD19635	1	Bulk Fill Retainment Ring
13	GB0427	18	Bulk Fill Seed Entrainer
14	GD19665	4	Bulk Fill Spacer Plate
15	G11464	1	Wing Nut, 1/4"-20
	G10316	1	Carriage Bolt, 1/4"-20 x 1"
16	G10992	1	Serrated Flange Nut, No. 10-24
	G11332	1	Hex Socket Head Set Screw, 1/4" x No. 10-24 x 3/8"
17	GB0444	2	Bulk Fill Shutoff Door Plug
18	GD19695	1	Bulk Fill Slide Latch
19	G10621	20	Serrated Flange Nut, 1/4"-20
	GD19865	20	Eye Bolt, 1/4"-20 x 1.47"
20	GB0434	1	Bulk Fill Seed Entrainer End Cap
21	GB0502	4	Bulk Fill Cleanout Door
22	GB0438	18	Air Orifice By-Pass
23	GB0430	-	Bulk Fill Large Cap
A	GA14108	-	Bulk Fill Entrainer Assembly, R.H. (Shown) (Items 1-22)
B	GA14109	-	Bulk Fill Entrainer Assembly, L.H. (Items 1-22)

(IP1418)



ITEM	PART NO.	QTY.	DESCRIPTION
1	GB0673	1	Bulk Fill Tank Lid
	GD24879-01	-	Rope Tether, 36"
	G11386	-	Flat Washer, 5/16" SAE
2	GB0674	1	Bulk Fill Tank Latch Ring
3	GD24385-01	1	Ribbon Sealer, 66½"
4	GB0675	1	Bulk Fill Tank Lid Seal
5	GD24386	6	Bulk Fill Lid Seal Ring Segment
6	G11522	18	Phillip Pan Head Tapping Screw, #8-18 x 5/8"
7	GD24753	4	Hex Socket Head Machine Screw, ¼"-20 x 1½", Grade 2
	GD24754	4	Foam Seal
8	GD24388	1	Bulk Fill Bulk Seed Tank, 55 Bushel
9	GD20922	2	Entrainer Mount Tap Block, Long
10	GD20923	2	Entrainer Mount Tap Block, Short
11	GA14038	1	Bulk Fill Front Tank Frame
12	GA14037	1	Bulk Fill Rear Tank Frame
13	GB0634	1	Bulk Fill Entrainment Mounting Plate, 12 Row
	GD19958	1	Bulk Fill Entrainment Mount Plate, 18 Row
	GD19690-04	1	Ribbon Sealer, 7'
	GD19690-03	1	Ribbon Sealer, 6½'
14	GD19893	1	Bulk Fill Tank Mount Gasket, 12 Row
	GD19620	1	Bulk Fill Tank Mount Gasket, 16 Row
15	G11204	14	Flanged Whiz Lock Screw, 3/8"-16 x 1¼", Serrated
17	GA14040	1	Rear Bulk Fill Tank Mount
18	GD20037	1	Pin, 1" x 5¾"
19	G10001	2	Hex Head Cap Screw, 3/8"-16 x 1"
	G10201	2	Special Washer, 3/8" x 1½" O.D.
20	G10027	2	Hex Head Cap Screw, 3/4"-10 x 2½"
	G11392	2	Flat Washer, 3/4" SAE
21	---	-	<a href="#">See "Bulk Fill Entrainer Assembly, 24 Row" on page P79</a> <a href="#">See "Bulk Fill Entrainer Assembly, 36 Row" on page P81</a>
22	GA15420	3	Bulk Fill Tank Mount
23	GD20035	2	Pin, 1½" x 11¼"
24	G10325	4	Hex Head Cap Screw, 3/8"-16 x 2¾"
	G10108	4	Lock Nut, 3/8"-16
25	GD20036	1	Pin, 1½" x 7"
26	G10301	12	Carriage Bolt, 3/8"-16 x 1½"
27	GD27607	2	Ground Strap
28	G11204	1	Hex Serrated Flange Cap Screw, 3/8"-16 x 1¼", Grade 5
	G10529	1	External Tooth Lock Washer, 3/8"
	G11249	1	External Tooth Washer, ¼"
	G11528	1	Hex Nut W/External Tooth Washer, ¼"-20
29	GD21308	2	Bolt Holder
A	GA16997	-	Bulk Fill Lid Seal Assembly, (Items 2 and 4-6)

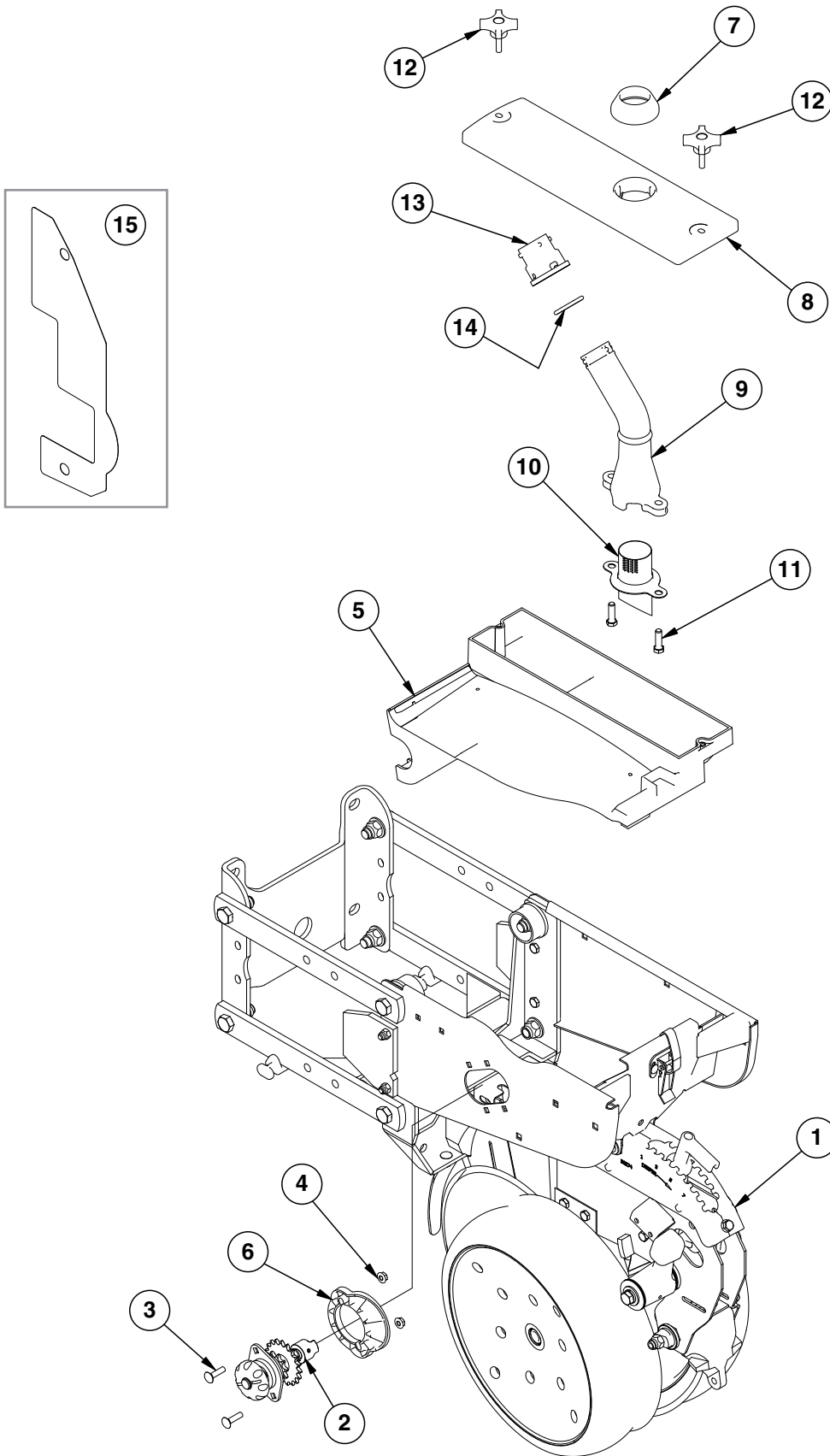
(IP1192)





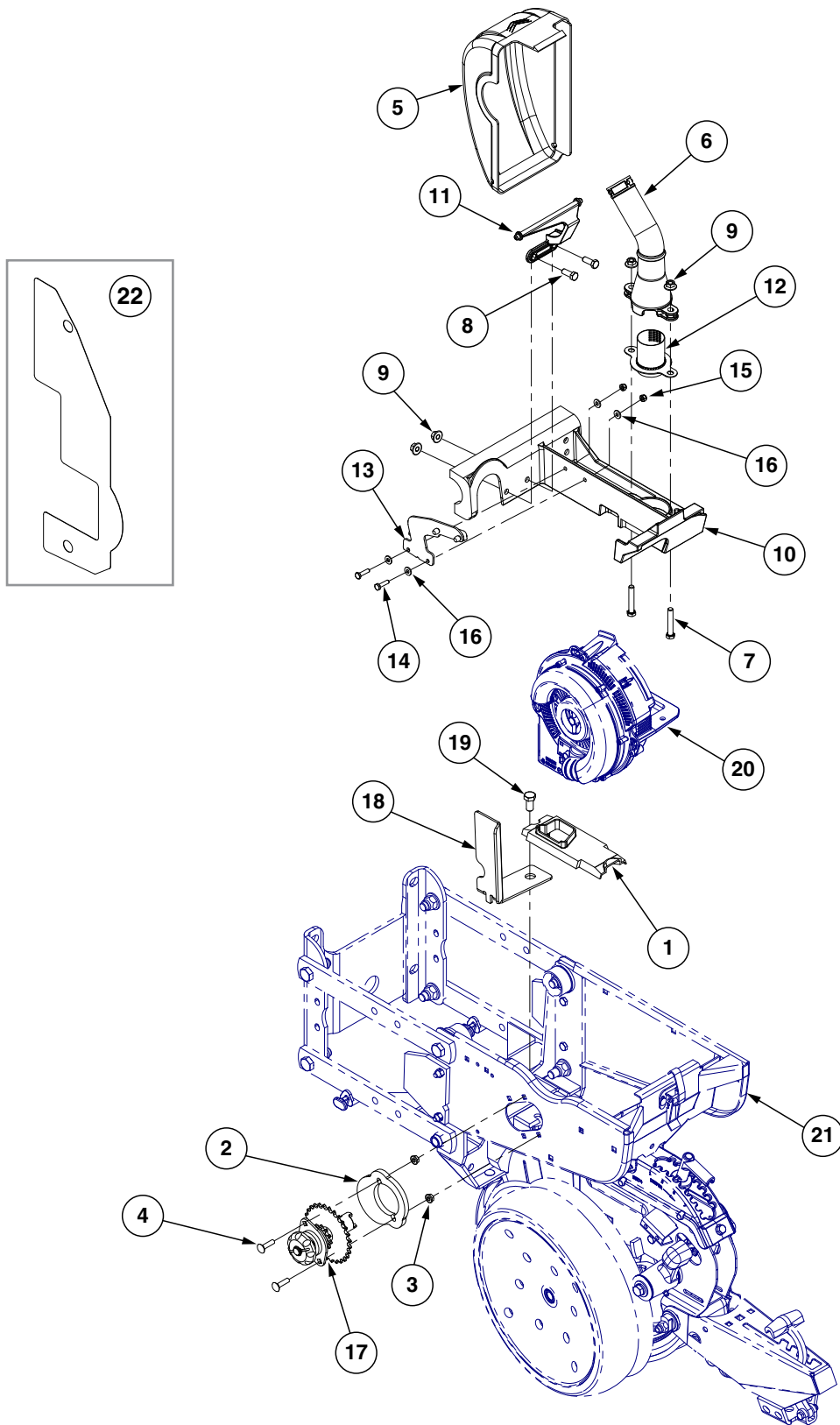
ITEM	PART NO.	QTY.	DESCRIPTION
1	GA14135	6	Load Cell
2	GA14136	1	Scale Module
3	GA14129	1	Power Cable
4	GA14133	1	Bulk Fill Scale Display
5	GD26264	1	Scale Module Mounting
6	G10857	2	Hex Head Cap Screw, ¼"-20 x 1¼"
7	G10023	2	Hex Head Cap Screw, ¼"-20 x ¾"
8	G10621	4	Serrated Flange Nut, ¼"-20
9	GA12403	1	Mounting Bracket Assembly, Includes: (2) Mounting Brackets, (2) Connector Halves, (1) Compression Spring, (1) Tension Knob, (1) ¼"-20 x 1¼" Hex Head Cap Screw, (1) ¼" Plastic Washer, (1) ¼" Steel Washer
10	GD20282	1	U-Bolt, #10-32
	G11284	2	Serrated Flange Nut, #10-32
11	G11216	2	Phillips Pan Head Machine Screw, No. 10-32 x ½", Stainless Steel

(IP1156)

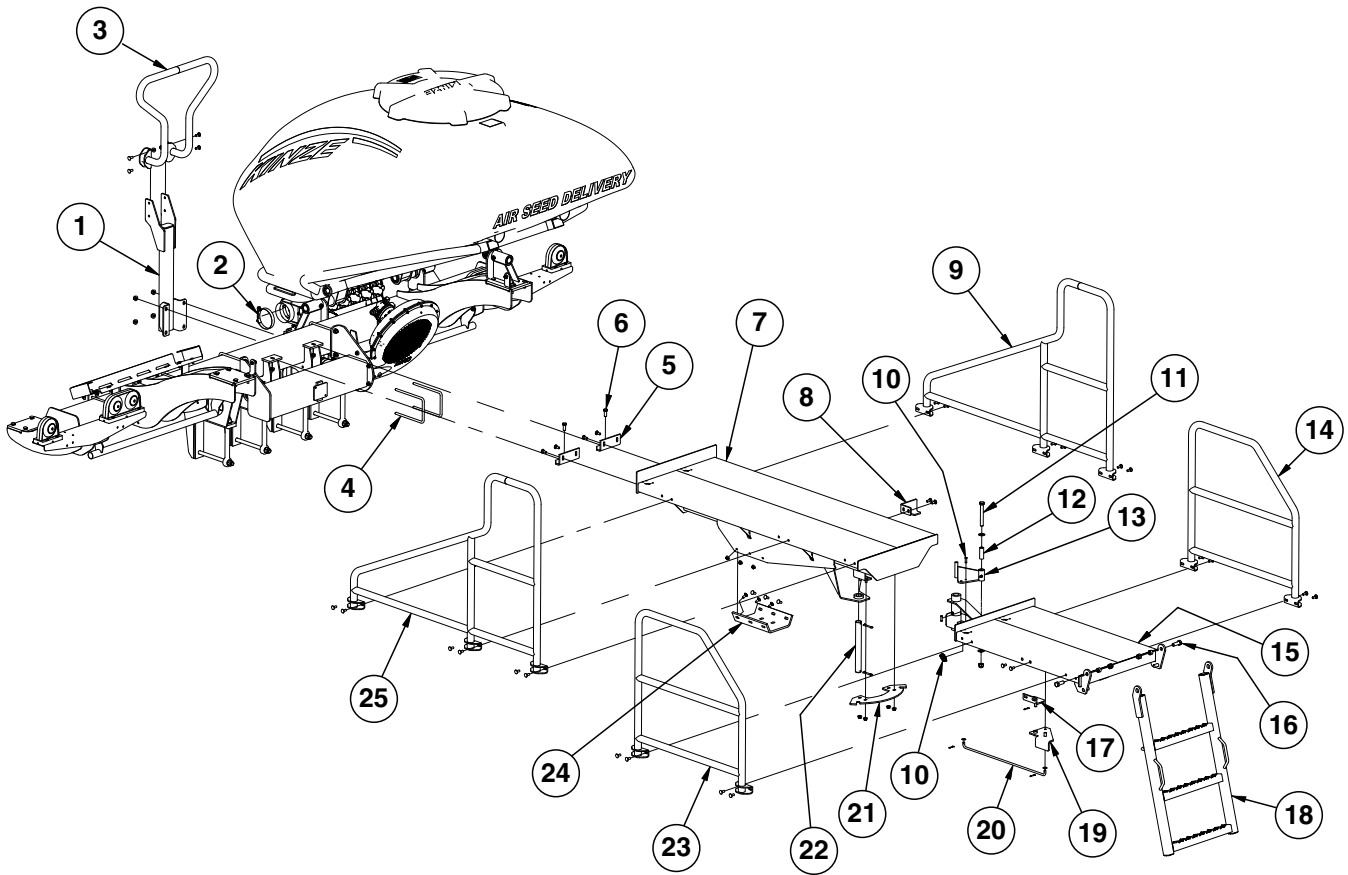


ITEM	PART NO.	QTY.	DESCRIPTION
1	---	-	<a href="#">See "Shank Assembly, Seed Tube, and Depth Adjustment" on page P1</a> <a href="#">See "Parallel Arms, Mounting Support Plate, and Quick Adjustable Down Forces Springs Option" on page P5</a> <a href="#">See "Hopper Support and Meter Drive" on page P15</a>
2	GA10151	1	Meter Drive Assembly Complete, 11/19 Tooth
3	G10338	2	Carriage Bolt, 5/16"-18 x 1 1/4"
4	G10620	2	Serrated Flange Nut, 5/16"-18
5	GA9547	1	Mini Hopper
	GD12561	-	Threaded Insert, 5/16"-18
6	GB0331	1	Clutch Adapter Plate
	GA14031	1	Bulk Fill Mechanical Meter Cover
7	GB0446	1	Bulk Fill Mechanical Meter Cover Seal
8	GB0445	1	Bulk Fill Mechanical Meter Cover
9	GB0455	1	Bulk Fill Air Pressure Dissipator
10	GB0574	1	Air Dissipator Screen
11	G10004	2	Hex Head Cap Screw, 3/8"-16 x 1 1/4"
12	GD29339	2	Knob, 5/16"-18 x 1 1/4"
13	GB0430	1	Bulk Fill Large Cap
14	GD19509	1	O-Ring, Large
15	GD29413	1	Hopper Shim
A	GA14031	-	Bulk Fill Mechanical Meter Cover Assembly (Items 7-11)

(IP1511)

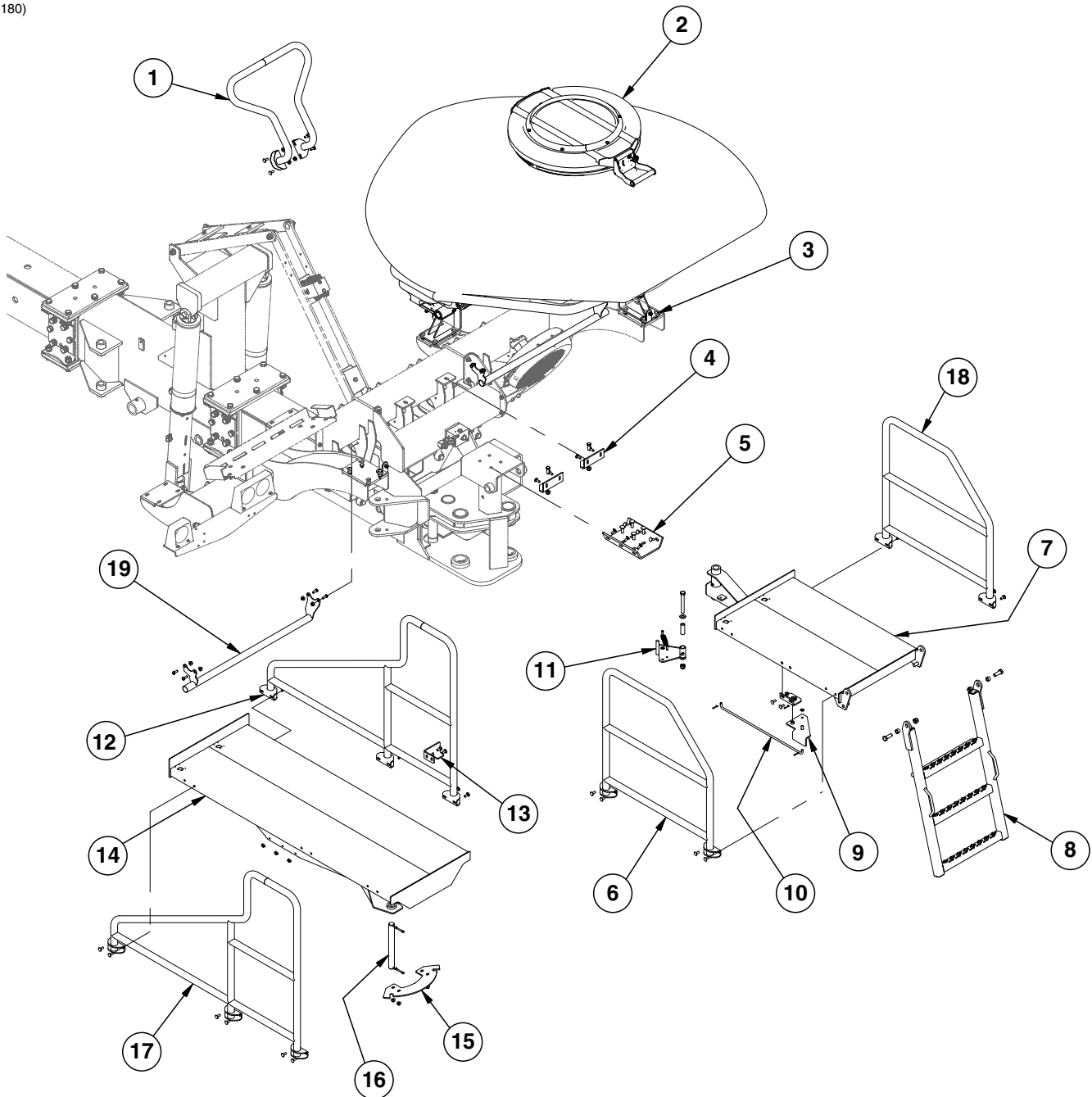


ITEM	PART NO.	QTY.	DESCRIPTION
1	GB0926	1	Shank Cover
2	GB0331	1	Clutch Adapter Plate
3	G10620	2	Serrated Flange Nut, 5/16"-18
4	G10338	2	Carriage Bolt, 5/16"-18 x 1 1/4"
5	GB0428	1	Meter Cover
6	GB0455	1	Bulk Fill Air Pressure Dissipator
7	G10939	2	Hex Head Cap Screw, 3/8"-16 x 2 1/4"
8	G10001	2	Hex Head Cap Screw, 3/8"-16 x 1"
9	G11091	4	Serrated Flange Nut, 3/8"-16
10	GA17077	1	Meter Mount W/Inserts
	GD16561	-	Threaded Insert, 5/16"-18
11	GB0717	1	Vacuum Meter Cover Hinge
12	GB0901	1	Air Dissipator Screen
13	GA21309	1	Meter Support
14	G10064	2	Hex Head Cap Screw, 1/4"-20 x 1"
15	G10110	2	Lock Nut, 1/4"-20, Grade B
16	G11385	4	Flat Washer, 1/4" SAE
17	GA20640	1	Meter Drive Assembly, 11/28 Tooth
	G3303-108	-	Chain, No. 41, 108 Pitch Including Connector Link
	G3303-120	-	Chain, No. 41, 120 Pitch Including Connector Link (Center 4 Rows)
	GR0196	-	Connector Link, No. 41
18	GD29798	1	Chain Guard
19	G10014	2	Hex Head Cap Screw, 1/2"-13 x 1"
	G10071	2	Serrated Flange Nut, 1/2"-13
20	---	-	<a href="#">See "Vacuum Seed Meter" on page P23</a>
21	---	-	<a href="#">See "Shank Assembly, Seed Tube, and Depth Adjustment" on page P1</a> <a href="#">See "Parallel Arms, Mounting Support Plate, and Quick Adjustable Down Forces Springs Option" on page P5</a> <a href="#">See "Hopper Support and Meter Drive" on page P15</a>
22	GD29413	1	Hopper Shim



ITEM	PART NO.	QTY.	DESCRIPTION
1	GA16693	1	Front Hand Rail Post
2	G11360	4	T-Bolt Hose Clamp, 4½"
3	GA14097	1	Front Handrail
	G10305	4	Carriage Bolt, ⅜"-16 x 1"
	G11091	4	Serrated Flange Nut, ⅜"-16
4	GD8306	2	U-Bolt, 7" x 5" x ½"-13
	G10071	4	Serrated Flange Nut, ½"-13
5	GD19972	2	Front Catwalk Mount Plate
	G10305	4	Carriage Bolt, ⅜"-16 x 1"
	G11091	4	Serrated Flange Nut, ⅜"-16
6	G10037	2	Hex Head Cap Screw, ½"-13 X 1¼"
	G10071	2	Serrated Flange Nut, ½"-13
7	GA14246	1	Front Catwalk
8	GD20356	1	Ladder Latch
	G10305	4	Carriage Bolt, ⅜"-16 x 1"
	G11091	4	Serrated Flange Nut, ⅜"-16
9	GA14224	1	R.H. Front Handrail
	G10305	6	Carriage Bolt, ⅜"-16 x 1"
	G11091	6	Serrated Flange Nut, ⅜"-16
10	G10478	2	Clevis Pin, ⅝" x 1"
	GD5857	1	Spring
11	G10046	1	Hex Head Cap Screw, ⅝"-11 x 5"
	G10205	2	Washer, ⅝" SAE
	G10107	1	Lock Nut, ⅝"-11
12	GD3180-32	1	Sleeve, ⅞" O.D. x .635 I.D. x 2½"
13	GA14242	1	Latch
14	GA14222	1	R.H. Rear Handrail
	G10305	4	Carriage Bolt, ⅜"-16 x 1"
	G11091	4	Serrated Flange Nut, ⅜"-16
15	GA14244	1	Rear Catwalk
16	G10005	2	Hex Head Cap Screw, ⅝"-11 x 1 ¾"
	GB0218	2	Bushing, 2½" I.D. x ⅞" O.D. x 1⅞" Long
	G10107	2	Lock Nut, ⅝"-11
17	GA14240	1	Latch Mount
	G10451	1	Cotter Pin, ⅛" x 1"
	G10305	2	Carriage Bolt, ⅜"-16 x 1"
	G11091	2	Serrated Flange Nut, ⅜"-16
18	GA14243	1	Ladder
19	GA14241	1	Latch Handle
20	GD20252	1	Latch Stabilizer
	G10451	2	Cotter Pin, ⅛" x 1"
	G10203	2	Washer, ⅜" SAE
21	GD20270	1	Latch Plate
22	GD9542-05	1	Pin, 1¼" x 11¾"
	G10460	2	Cotter Pin, ¼" x 2"
23	GA14223	1	L.H. Rear Handrail
	G10305	4	Carriage Bolt, ⅜"-16 x 1"
	G11091	4	Serrated Flange Nut, ⅜"-16
24	GD19971	1	Rear Catwalk Mount Plate
	G10305	6	Carriage Bolt, ⅜"-16 x 1"
	G11091	6	Serrated Flange Nut, ⅜"-16
25	GA14225	1	L.H. Front Handrail
	G10305	6	Carriage Bolt, ⅜"-16 x 1"
	G11091	6	Serrated Flange Nut, ⅜"-16

(IP1180)

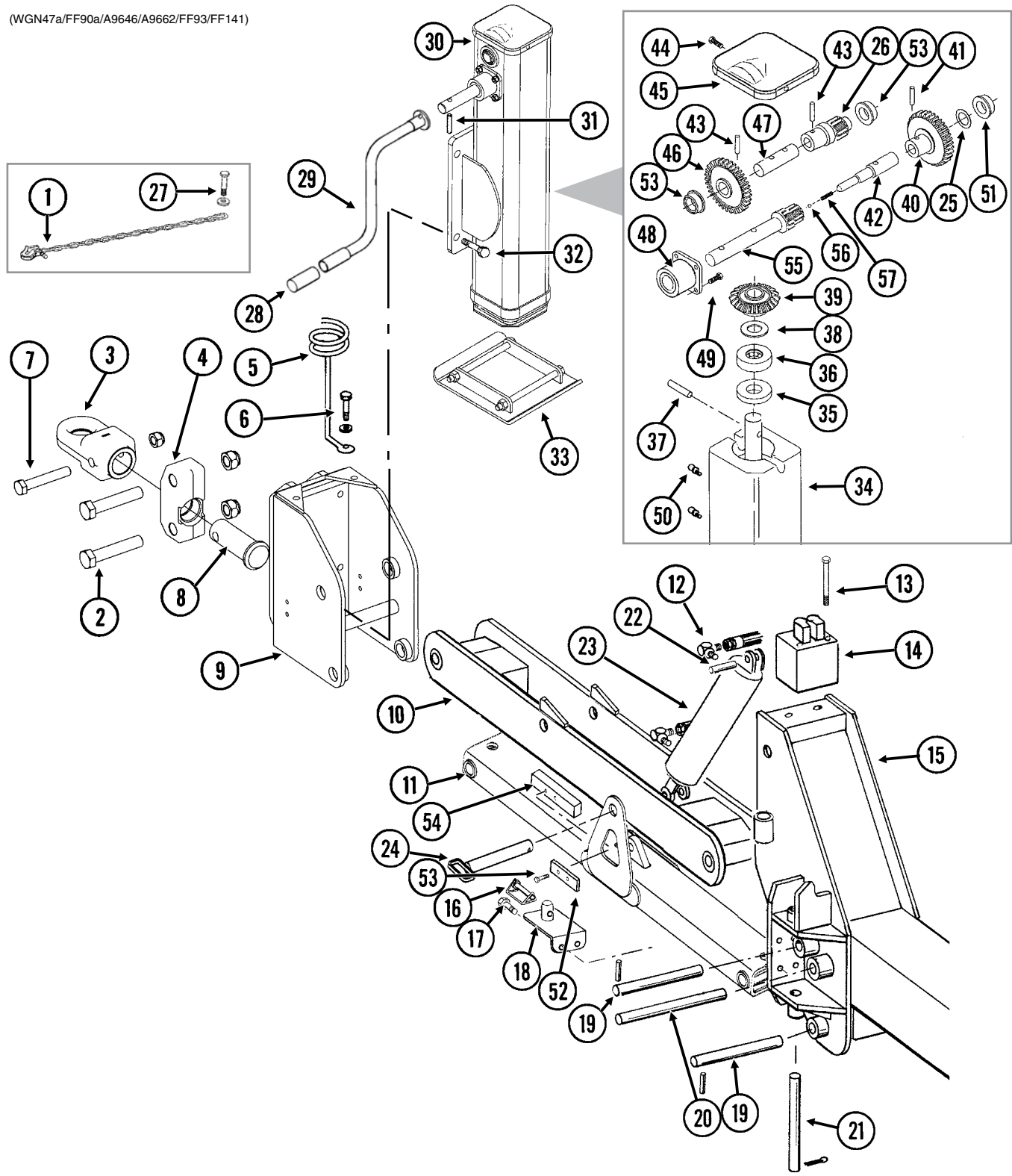


ITEM	PART NO.	QTY.	DESCRIPTION
1	GA14097	1	Front Handrail
	G10305	4	Carriage Bolt, 3/8"-16 x 1"
	G11091	4	Serrated Flange Nut, 3/8"-16
2	---	-	<a href="#">See "Bulk Fill Tank Assembly" on page P83</a>
3	G10301	22	Carriage Bolt, 3/8"-16 x 1 1/2"
	G11091	22	Serrated Flange Nut, 3/8"-16
4	GD19972	2	Front Catwalk Mount Plate
	G10037	2	Hex Head Cap Screw, 1/2"-13 X 1 1/4"
	G10071	2	Serrated Flange Nut, 1/2"-13
	G10305	4	Carriage Bolt, 3/8"-16 x 1"
	G11091	4	Serrated Flange Nut, 3/8"-16



ITEM	PART NO.	QTY.	DESCRIPTION
5	GD19971	1	Rear Catwalk Mount Plate
	G10636	4	Carriage Bolt, 1/2"-13 x 1 1/2"
	G10071	4	Serrated Flange Nut, 1/2"-13
	G10305	6	Carriage Bolt, 3/8"-16 x 1"
	G11091	6	Serrated Flange Nut, 3/8"-16
6	GA14223	1	Rear L.H. Handrail
	G10305	4	Carriage Bolt, 3/8"-16 x 1"
	G11091	4	Serrated Flange Nut, 3/8"-16
7	GA14244	1	Rear Catwalk
8	GA14243	1	Ladder
	G10005	2	Hex Head Cap Screw, 5/8"-11 x 1 3/4"
	GB0218	2	Bushing, 2 1/32" I.D. x 7/8" O.D. x 1 9/32" Long
	G10107	2	Lock Nut, 5/8"-11
9	GA14241	1	Latch Handle
	G11387	2	Flat Washer, 3/8" SAE
	G10305	2	Carriage Bolt, 3/8"-16 x 1"
	G11091	2	Serrated Flange Nut, 3/8"-16
	G10451	1	Cotter Pin, 1/8" x 1"
	GA14240	1	Latch Mount
10	GD20252	1	Latch Stabilizer
	G10451	2	Cotter Pin, 1/8" x 1"
11	GA14242	1	Latch
	GD5857	1	Spring
	G10478	2	Clevis Pin, 5/16" x 1"
	G11391	2	Flat Washer, 5/8" SAE
	G10046	1	Hex Head Cap Screw, 5/8"-11 x 5"
	G10107	1	Lock Nut, 5/8"-11
	GD3180-32	1	Sleeve, 7/8" O.D. x 2 1/2"
12	GA14224	1	Front R.H. Handrail
	G10305	6	Carriage Bolt, 3/8"-16 x 1"
	G11091	6	Serrated Flange Nut, 3/8"-16
13	GD20356	1	Ladder Latch
	G10305	2	Carriage Bolt, 3/8"-16 x 1"
	G11091	2	Serrated Flange Nut, 3/8"-16
14	GA14246	1	Front Catwalk
15	GD20270	1	Latch Plate
	G10305	4	Carriage Bolt, 3/8"-16 x 1"
	G11091	4	Serrated Flange Nut, 3/8"-16
16	GD9542-05	1	Pin, 1 1/4" x 1 13/4"
	G10460	2	Cotter Pin, 1/4" x 2"
17	GA14225	1	Front L.H. Handrail
	G10305	6	Carriage Bolt, 3/8"-16 x 1"
	G11091	6	Serrated Flange Nut, 3/8"-16
18	GA14222	1	Rear R.H. Handrail
	G10305	4	Carriage Bolt, 3/8"-16 x 1"
	G11091	4	Serrated Flange Nut, 3/8"-16
19	GA14110	2	Hose Hanger
	G10001	8	Hex Head Cap Screw, 3/8"-16 x 1"
	G11091	8	Serrated Flange Nut, 3/8"-16

(WGN47a/FF90a/A9646/A9662/FF93/FF141)

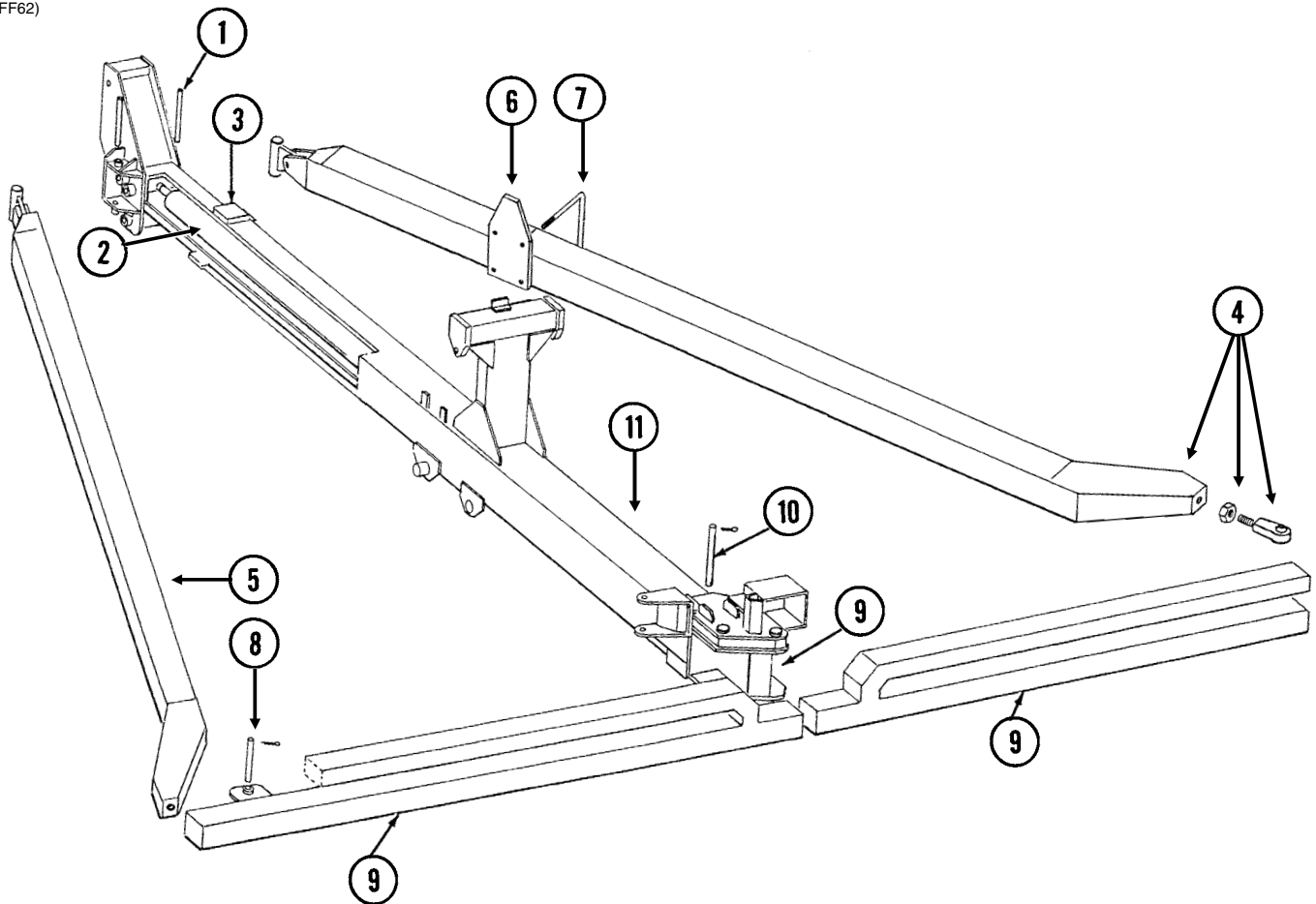


ITEM	PART NO.	QTY.	DESCRIPTION
1	GA9856 G1K413	- -	Safety Chain, 5/8" Safety Chain Repair Kit, Includes: (1) Hook, (1) Flat Washer, (1) Latch Pin, (1) Safety Latch, (1) Spring, (1) Retaining Ring
2	G10042 G10157	2 2	Hex Head Cap Screw, 1 1/4"-7 x 6 1/2" Lock Nut, 1 1/4"-7
3	GB0361	1	Single Clevis, Swivel Hitch
4	GA9526 G10643	1 -	Swivel Block W/Grease Fitting Grease Fitting, 45°, 1/4"-28
5	GD9349	1	Hose Holder
6	G10006 G10230 G11391 G10104	1 1 1 1	Hex Head Cap Screw, 5/8"-11 x 2 1/4" Lock Washer, 5/8" Flat Washer, 5/8" SAE (If Applicable) Hex Nut, 5/8"-11
7	G11186 G10396	2 2	Hex Head Cap Screw, 1"-8 x 6 1/2" Lock Nut, 1"-8
8	GD13377	1	Spindle
9	GA9459	1	Hitch Cap
10	GA9894 G10640	1 -	Upper Hitch Link W/Grease Fittings Grease Fitting, 1/4"-28
11	GA10043 G10640	1 -	Lower Hitch Link W/Grease Fittings Grease Fitting, 1/4"-28
12	G6801-08 GR1037	2 -	Elbow W/O-Ring, 90°, 3/4"-16 Male JIC To O-Ring O-Ring
13	G10756 G11387 G10108	2 2 2	Hex Head Cap Screw, 3/8"-16 x 6" Flat Washer, 3/8" SAE Lock Nut, 3/8"-16
14	---	-	<a href="#">See "Valve Block on Front Hitch" on page P161</a>
15	---	-	<a href="#">See "Front Hitch Assembly (Rear Section)" on page P101</a>
16	GD10705	1	Locking Clip Pin, 1/4" x 2 1/2"
17	G10019 G10232 G10106 G10004 G10108	2 2 2 2 2	Hex Head Cap Screw, 5/16"-18 x 1", 36 Row 20" Lock Washer, 5/16", 36 Row 20" Hex Nut, 5/16"-18, 36 Row 20" Hex Head Cap Screw, 3/8"-18 x 1 1/4", 24 Row 20" and 24 Row 22" Lock Nut, 3/8"-16, 24 Row 20" and 24 Row 22"
18	GA9654 GA17460	1 -	Handle Mount, 36 Row 20" Jack Handle Storage, 24 Row 20" and 24 Row 22"
19	GD9464-01 G10475	4 8	Pin, 1 1/2" x 1 1/4" Spring Pin, 1/4" x 2 1/4"
20	GD0671 G10460	1 2	Pin, 1 1/4" x 10 3/4" Cotter Pin, 1/4" x 2"
21	GD4014 G10460	2 4	Pin, 1 1/4" x 12" Cotter Pin, 1/4" x 2"
22	GR0717 GR0193	2 -	Pin W/Clip Hair Pin Clip
23	---	-	<a href="#">See "Hitch Paralled Linkage Cylinder" on page P154</a>
24	GA6813 GD14217	1 1	Parallel Linkage Lock Pin Tab Lock Pin, 7/16" x 1 1/2"
25	G11032	1	Shim
26	GD13605	1	Output Spur Gear
27	G10494 GD21307 G10157	1 1 1	Hex Head Cap Screw, 1 1/4"-7 x 3 1/2" Washer, 3 3/4" Lock Nut, 1 1/4"-7
28	G11012	1	Cover

Continued on the next page.

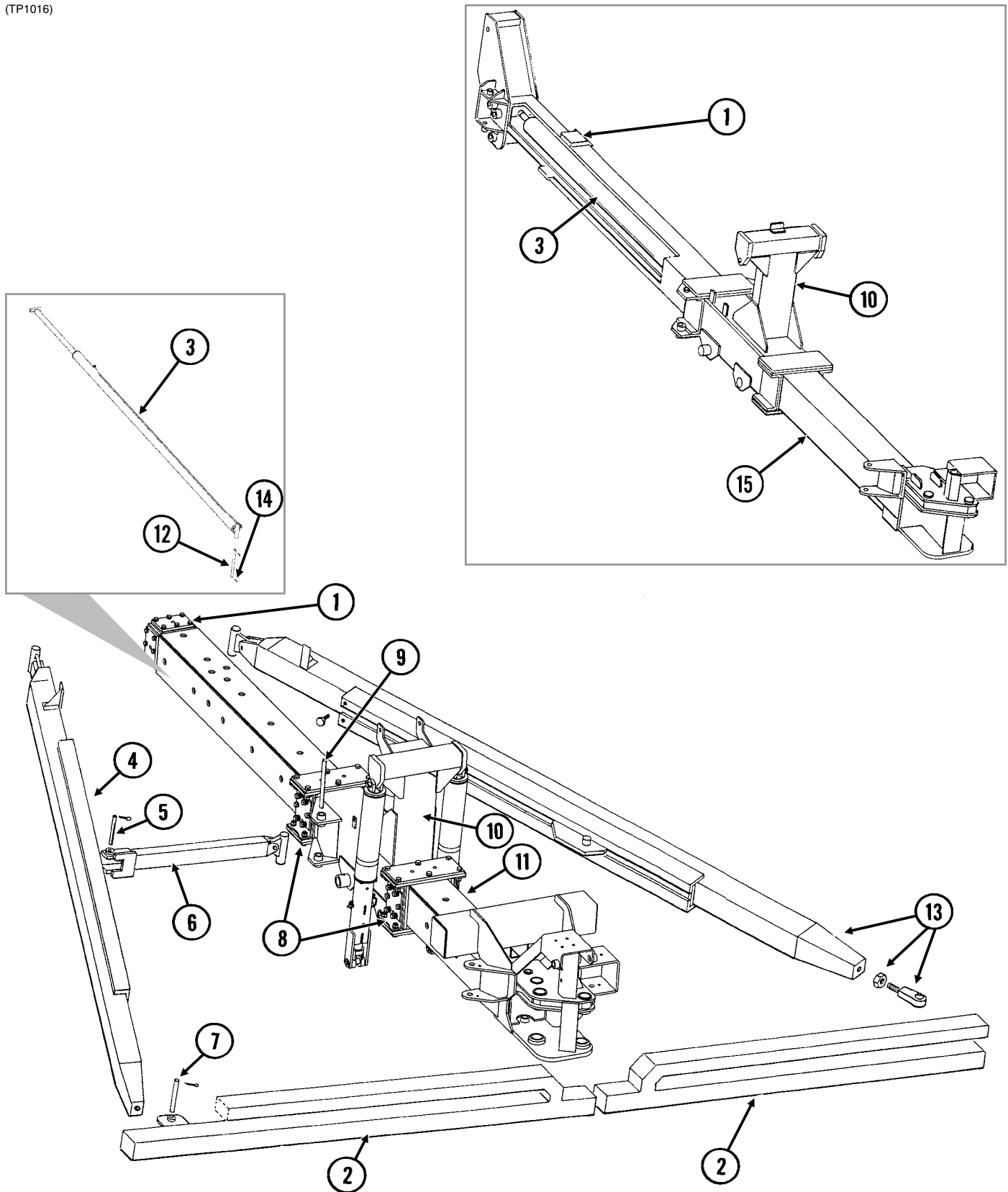
ITEM	PART NO.	QTY.	DESCRIPTION
29	GA9655	1	Handle
30	GA9646	1	2-Speed Jack Assembly, Less Handle And Foot Assembly
31	G11076	1	Spring Pin, M10 x 50 (Metric)
32	G10006	4	Hex Head Cap Screw, 5/8"-11 x 2 1/4"
	G10230	4	Lock Washer, 5/8"
	G10104	4	Hex Nut, 5/8"-11
33	GA9662	1	Jack Foot Assembly W/Hardware
	G11034	-	Hex Head Cap Screw, 1/2"-13 x 7"
	G10111	-	Lock Nut, 1/2"-13
34	GA9663	1	Lower Leg Assembly
35	GD13598	1	Collar
36	GA9665	1	Thrust Bearing
37	G10840	1	Dowel Pin, 3/8" x 1 3/4"
38	GD13600	1	Thrust Washer
39	GD13601	1	Bevel Gear
40	GD13602	1	Output Cluster Gear
41	G11030	1	Spring Pin, 3/8" x 1 3/4"
42	GD13603	1	Output Shaft
43	G11031	2	Spring Pin, 5/16" x 1 1/2"
44	G10960	2	Flanged Whiz-Lock Screw, 1/4"-20 x 5/8", No Serration
45	GD13607	1	Cover
46	GD13606	1	Input Spur Gear
47	GD13608	1	Output Shaft
48	GA14992	1	Shaft Housing Assembly
49	G10019	4	Hex Head Cap Screw, 5/16"-18 x 1"
	G10109	4	Lock Nut, 5/16"-18, Grade 8
50	G10641	2	Grease Fitting, 1/8" NPT
51	GD13604	3	Bushing
52	GD15785	2	Mount, 1 1/2" x 5 1/2"
53	G10017	4	Hex Head Cap Screw, 1/2"-13 x 1 1/2"
	G10228	4	Lock Washer, 1/2"
54	GD15787	2	Stop Block, 1 1/2" x 8"
55	GD13611	1	Input Shaft
56	GD13609	2	Detent Ball
57	GD13610	1	Detent Spring
A	GA9504	-	2-Speed Jack/Mount Sub-Assembly (Items 2-9, 30, 31 And 33)
B	G7786x	-	Safety Chain Package (Items: 1 and 27)

(FF62)



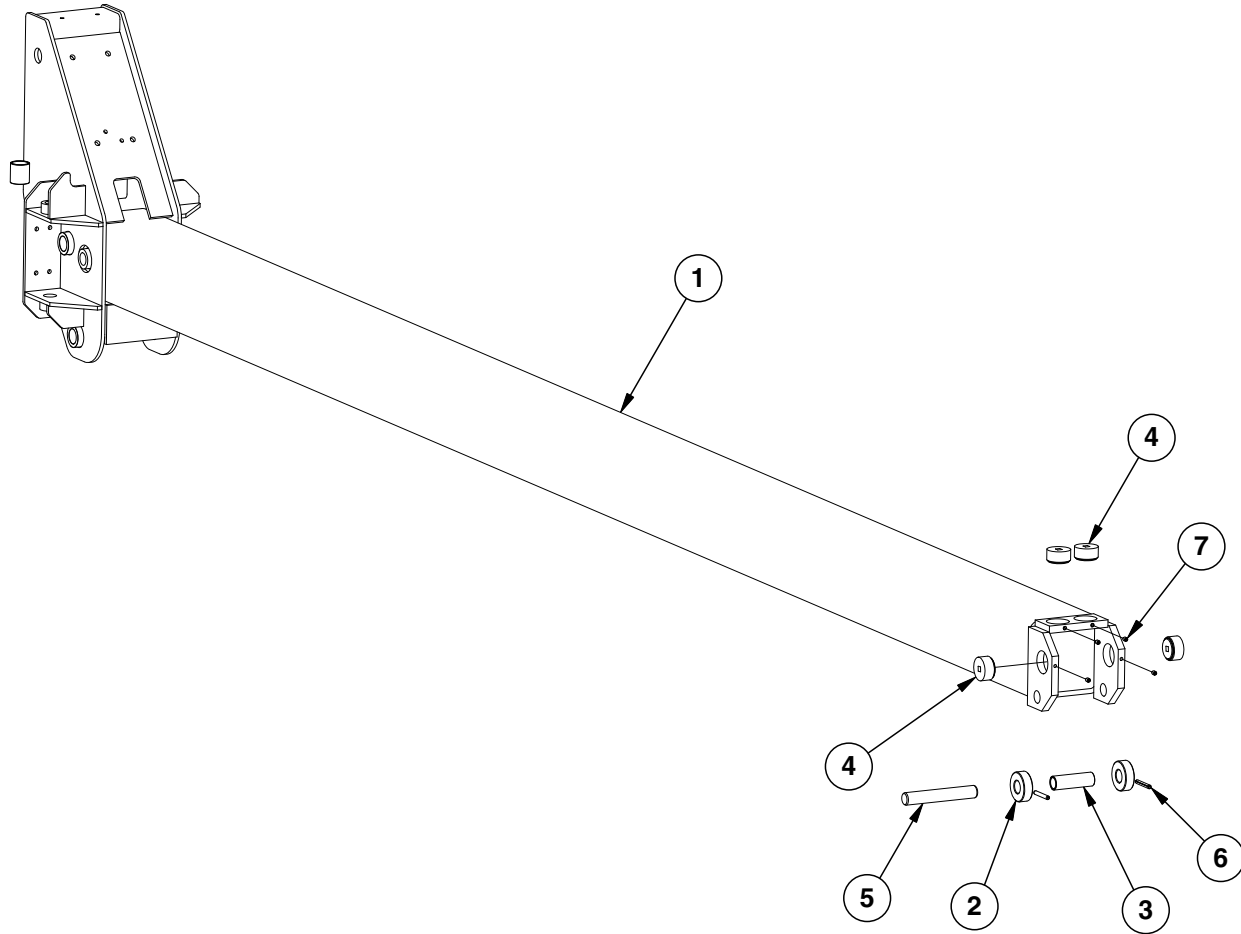
ITEM	PART NO.	QTY.	DESCRIPTION
1	---	-	<a href="#">See "Front Hitch Assembly/Safety Chain" on page P95</a>
2	---	-	<a href="#">See "Tongue Cylinder, 24 Row 20" and 24 Row 22" on page P158</a>
3	---	-	<a href="#">See "Front Wear Pads" on page P102</a>
4	GA16842 GD10230 G10831 GA6660	1 - - -	R.H. Draft Link W/Split Locking Nut, Socket Head Screw And Joint Split Locking Nut, 2"-12, Grade 2 Socket Head Screw, 1/4"-20 x 5/8" Joint
5	GA16841 GD10230 G10831 GA6660	1 - - -	L.H. Draft Link W/Split Locking Nut, Socket Head Screw And Joint Split Locking Nut, 2"-12, Grade 2 Socket Head Screw, 1/4"-20 x 5/8" Joint
6	GA7490	2	Stop
7	GD1113 G10230 G10104	4 8 4	U-Bolt, 5" x 7" x 5/8"-11 Lock Washer, 5/8" Hex Nut, 5/8"-11
8	GD3421 G10460	2 4	Pin, 1 1/4" x 8 3/4" Cotter Pin, 1/4" x 2"
9	---	-	<a href="#">See "Hinge and Wing Assemblies" on page P110</a>
10	GD5506 G10460	1 2	Pin, 1 1/4" x 16" Cotter Pin, 1/4" x 2"
11	A7473	1	Rear Hitch (Non-Stock Item)

(TP1016)



ITEM	PART NO.	QTY.	DESCRIPTION
1	---	-	<a href="#">See "Front Wear Pads" on page P102</a>
2	---	-	<a href="#">See "Hinge and Wing Assemblies" on page P109</a>
3	---	-	<a href="#">See "Tongue Cylinder, 36 Row 20" on page P159</a>
4	GA7453 GD10230 G10831 GA6660 GA6649	1 - - -	L.H. Draft Link W/Split Locking Nut, Socket Head Screw And Joint Split Locking Nut, 2"-12, Grade 2 Hex Socket Head Screw, 1/4"-20 x 5/8" Joint Axle Link Slide
5	GD9542-03 G10460	2 4	Pin, 1 1/4" x 6 1/8" Cotter Pin, 1/4" x 2"
6	GA6654	2	Axle Link
7	GD3421 G10460	2 4	Pin, 1 1/4" x 8 3/4" Cotter Pin, 1/4" x 2"
8	---	-	<a href="#">See "Tower Assembly, 36 Row 20" on page P105</a>
9	GD9542-04 G10460	2 4	Pin, 1 1/4" x 15" Cotter Pin, 1/4" x 2"
10	---	-	<a href="#">See "Tower Assembly, 36 Row 20" on page P105</a>
11	A14702	1	Rear Hitch (See item 15 for 24 Row 70cm machines) <b>(Non-Stock Item)</b>
12	GD5506 G10460	1 2	Pin, 1 1/4" x 16" Cotter Pin, 1/4" x 2"
13	GA7454 GD10230 G10831 GA6660 GA6649	1 - - - -	R.H. Draft Link W/Split Locking Nut, Socket Head Screw And Joint Split Locking Nut, 2"-12, Grade 2 Hex Socket Head Screw, 1/4"-20 x 5/8" Joint Axle Link Slide
14	G10460	2	Cotter Pin, 1/4" x 2"
15	A12535		Rear Hitch (24 Row 70cm only) <b>(Non-Stock Item)</b>

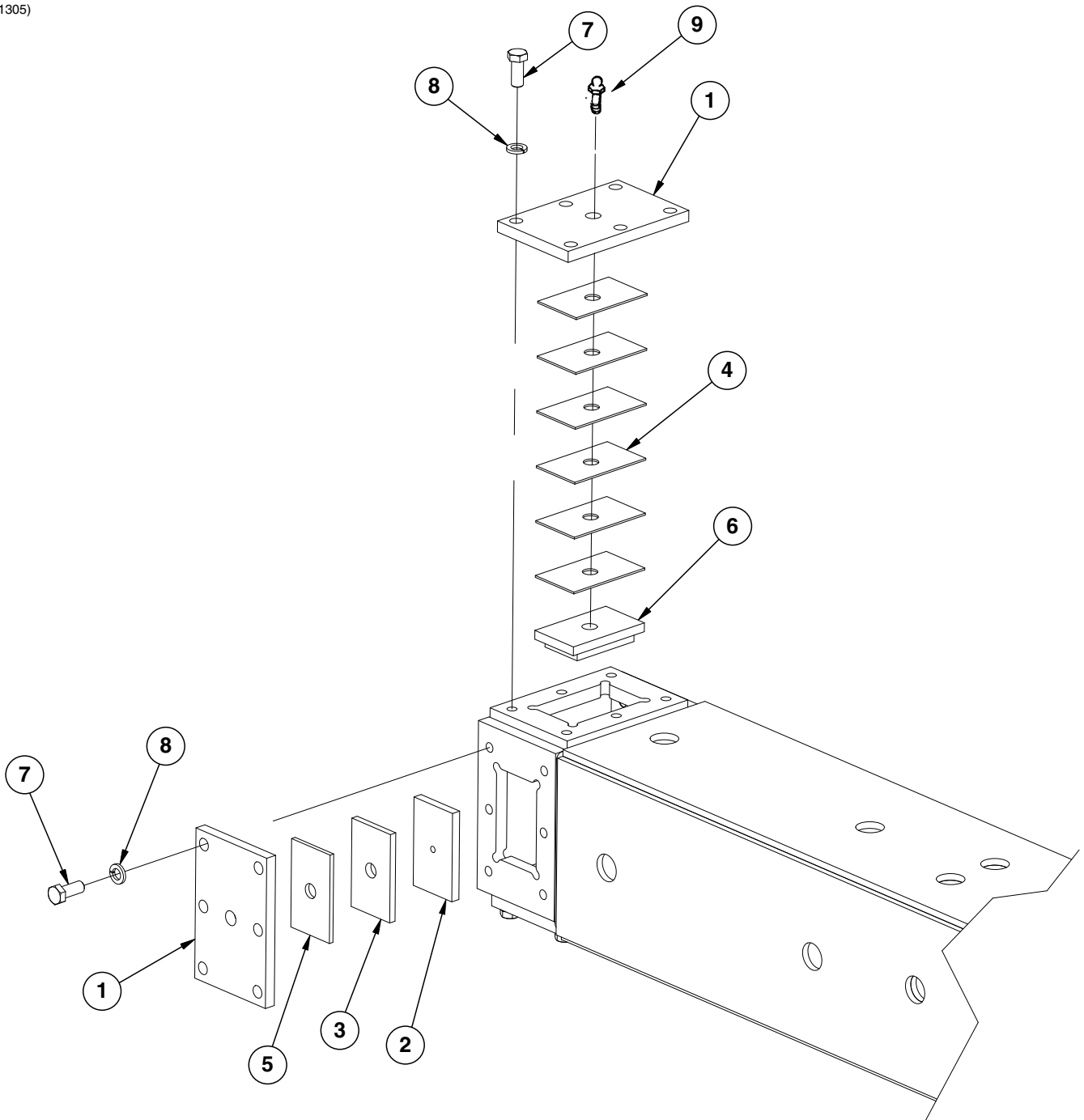
(IP1306)



ITEM	PART NO.	QTY.	DESCRIPTION
1	A8973	1	Front Hitch, 166 5/8" (Non-Stock Item), 24 Row 20"
2	GD9366	2	Roller
3	GD9367	1	Sleeve
4	GD21000	4	Bronze Adjusting Plug
5	GD9362	1	Mounting Pin
6	G10769	2	Spring Pin, 3/8" x 2 3/4"
7	G10760	4	Hex Socket Set Screw, 3/8"-16 x 1/2"



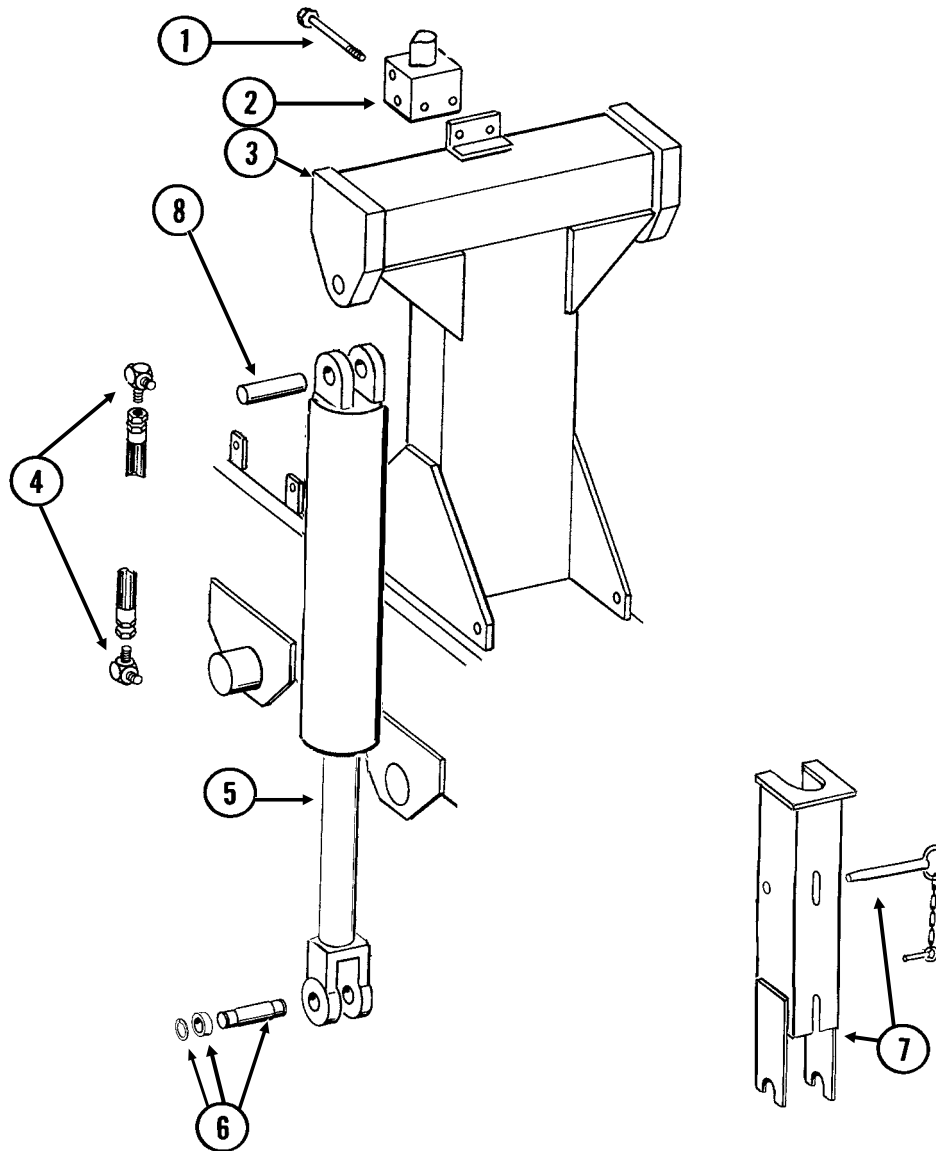
(IP1305)



ITEM	PART NO.	QTY.	DESCRIPTION
1	GD9467	4	Cap
2	GD9468	2	Bearing Pad
3	GD9465	2	Shim, 3/8"
4	GD9498	12	Shim, 12 Gauge
5	GD10981	2	Shim, 1/4" (As Required)
6	GA6655	2	Retainer Pad
7	G10007	24	Hex Head Cap Screw, 5/8"-11 x 1 1/2"
8	G10230	24	Lock Washer, 5/8"
9	G10763	4	Grease Fitting, Extended, 1/8"-27

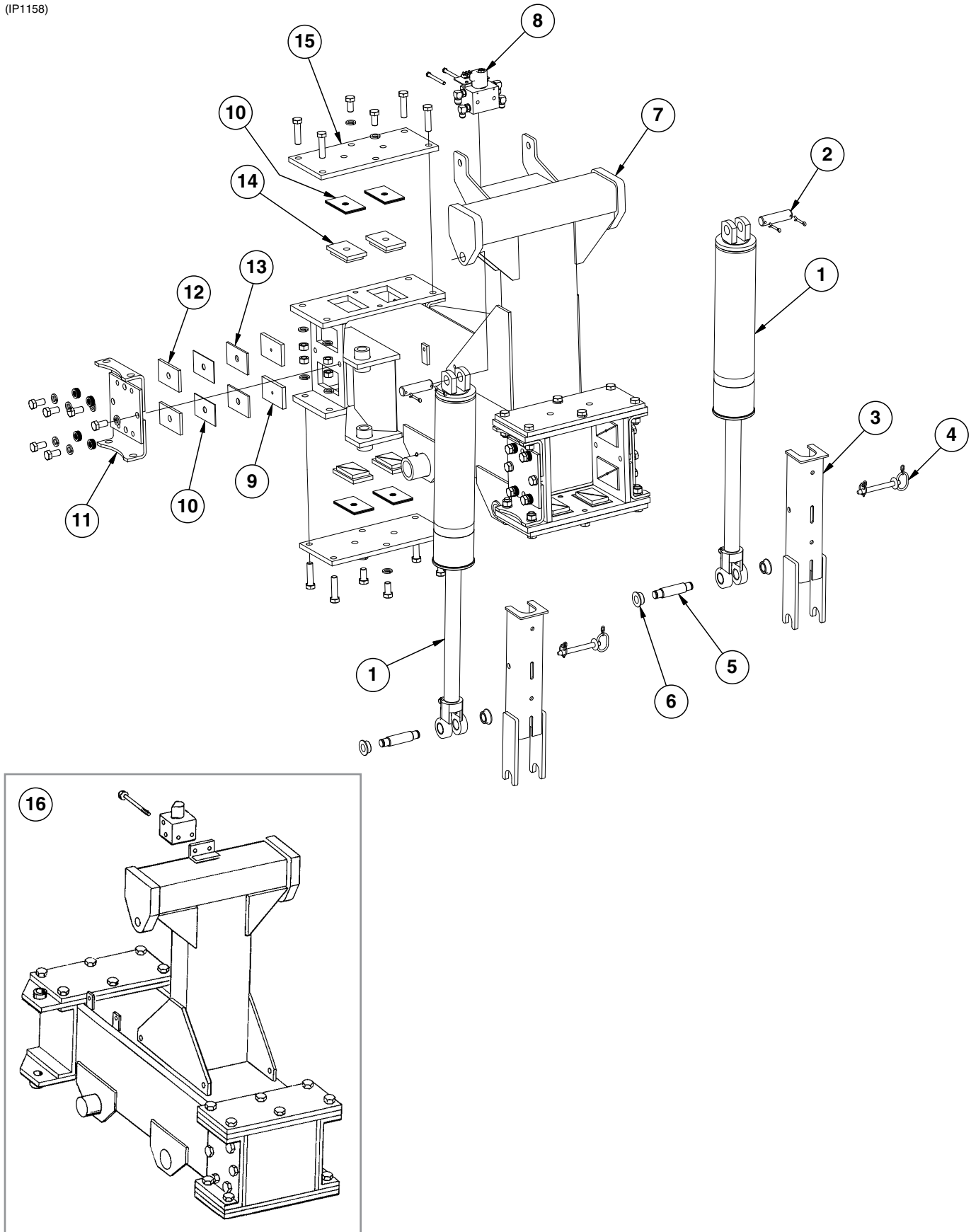
**This page left blank intentionally.**

(FF63b)



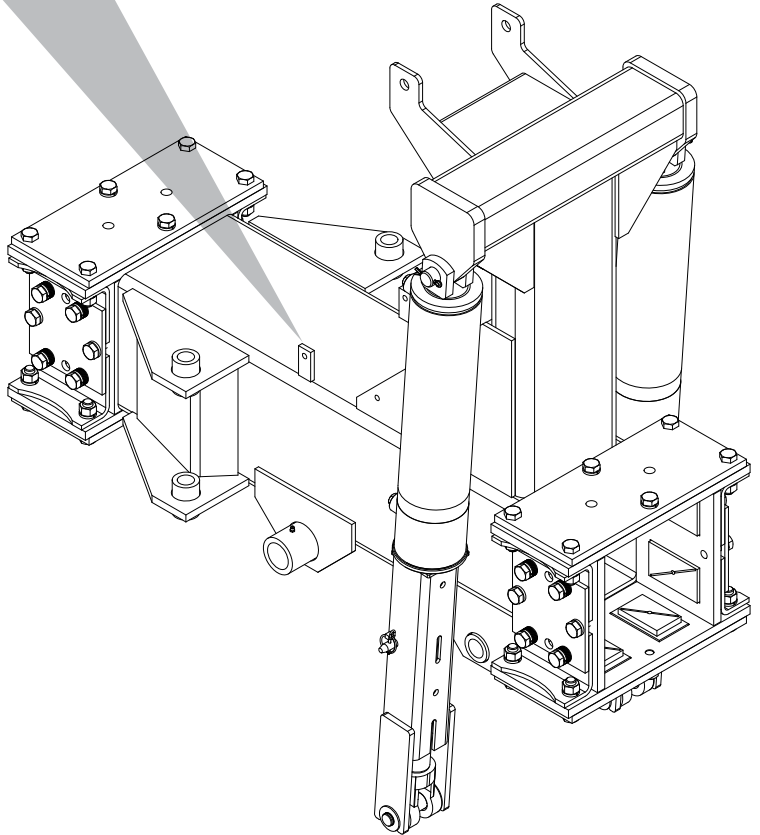
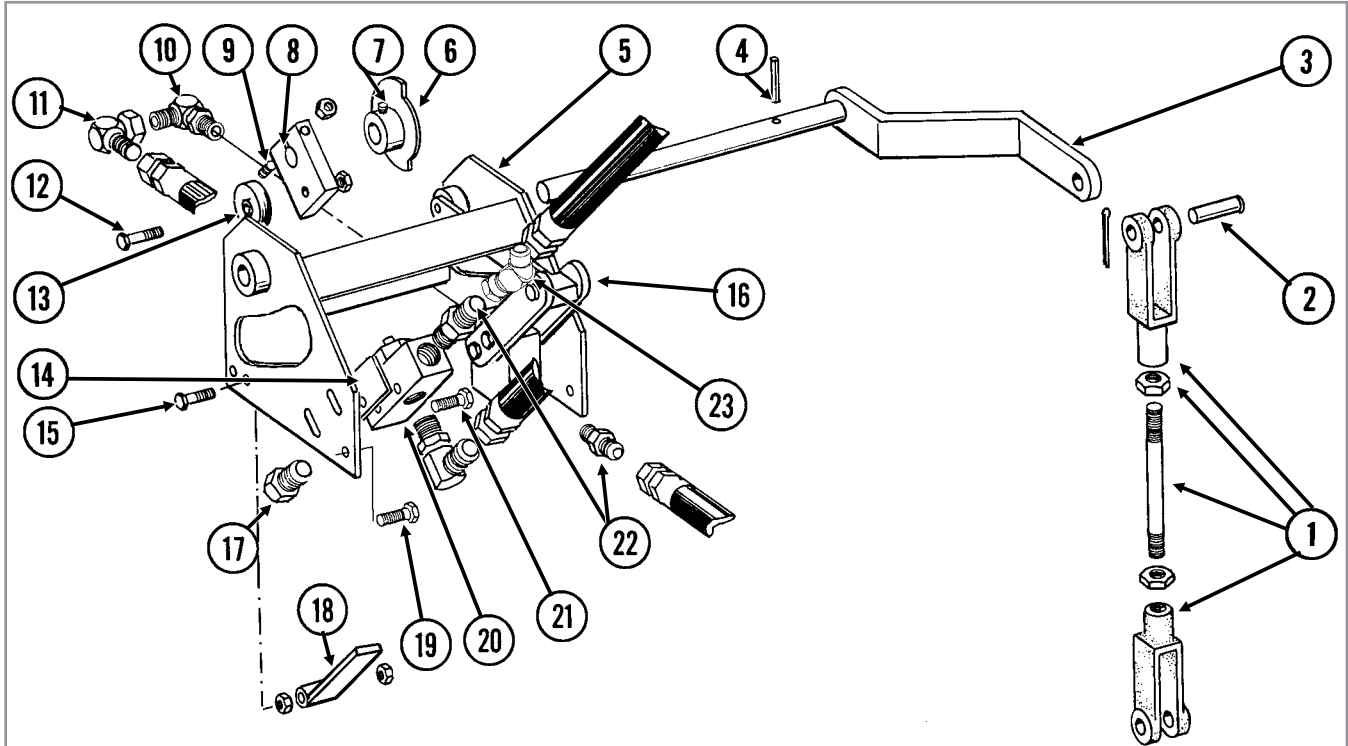
ITEM	PART NO.	QTY.	DESCRIPTION
1	G10326	2	Hex Head Cap Screw, 3/8"-16 x 3 3/4"
	G10229	2	Lock Washer, 3/8"
	G10101	2	Hex Nut, 3/8"-16
2	---	-	<a href="#">See "Valve Block on Tower Assembly" on page P164</a>
3	---	-	<a href="#">See "Hitch and Linkage Assembly, 24 Row 20" and 24 Row 22" on page P98</a>
4	G6801-08	4	Elbow W/O-Ring, 90°, 3/4"-16 Male JIC To O-Ring
	GR1037	-	O-Ring
5	---	-	<a href="#">See "Slave Cylinders" on page P153</a>
6	GD12545	2	Pin, 1 1/4" x 5 1/2"
	GD12535	4	Special Bushing, 2" O.D. x 1" I.D. x 3/4" Long
	G10982	4	HD External Retaining Ring, 1"
7	GA8971	1	Cylinder Lockup Bracket W/Pin Assembly
	GA8312	-	Pin W/Lynch Pin, 5 1/2"
8	GD12585	2	Pin, 1 1/4" x 4 1/2"
	G10460	4	Cotter Pin, 1/4" x 2"

(IP1158)



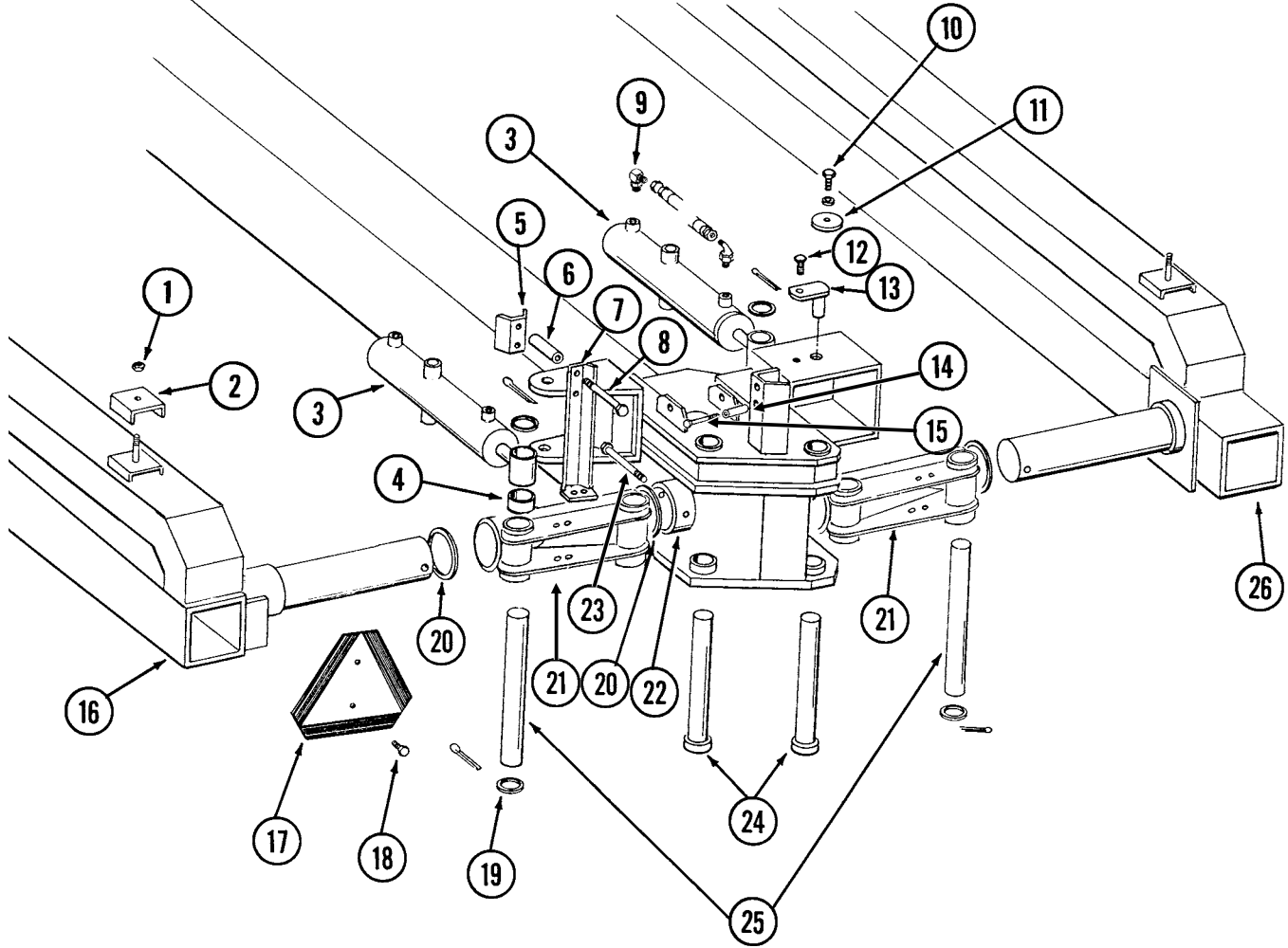
ITEM	PART NO.	QTY.	DESCRIPTION
1	---	2	<a href="#">See "Slave Cylinders" on page P153</a>
2	GD12585	2	Pin, 1¼" x 4½"
	G10460	4	Cotter Pin, ¼" x 2"
3	GA8971	2	Cylinder Lockup Bracket W/Pin Assembly
	GA8963	1	Cylinder Lockup
4	GA8312	1	Pin W/Lynch Pin, 5½"
5	GD12545	2	Pin, 1¼" x 5½"
	G10982	4	HD External Retaining Ring, 1"
6	GD12535	4	Special Bushing, 2" O.D. x 1" I.D. x ¾" Long
7	A14022	1	Axle Mount (See Item 16 For 24 Row 70cm machine) <b>(Non-Stock Item)</b>
8	---	1	<a href="#">See "Valve Block on Tower Assembly" on page P164</a>
	G10324	2	Hex Head Cap Screw, ⅜"-16 x 3¾"
9	GD9468	8	Bearing Pad
10	GD9498	32	Shim, 12 Gauge
11	GA12595	4	Retainer
	G10231	24	Lock Washer, ¾"
	G10215	112	Machine Bushing, ¾", 14 Gauge
	G10025	24	Hex Head Cap Screw, ¾"-10 x 1½"
12	GD9465	8	Shim, ⅝"
13	GD10981	8	Shim, ¼"
14	GA6655	8	Retainer Pad
15	GD18328	4	Retainer, 8" x 18¾"
	G10763	16	Grease Fitting, Extended, ⅛"-27
	G10105	16	Hex Nut, ¾"-10
	G10028	16	Hex Head Cap Screw, ¾"-10 x 3"
	G10231	24	Lock Washer, ¾"
	G10025	8	Hex Head Cap Screw, ¾"-10 x 1½"
16	A12531	-	Axle Mount (24 Row 70cm only) <b>(Non-Stock Item)</b>

(FF8g)



ITEM	PART NO.	QTY.	DESCRIPTION
1	GA6646	1	Rod Assembly
	GD8218	-	Yoke
	GD9499	-	Stud
	G10104	-	Hex Nut, 5/8"-11
2	G10560	2	Clevis Pin, 1/2" x 1 3/4"
	G10451	2	Cotter Pin, 1/8" x 1"
3	GA6685	1	Cam Activator
4	G10606	1	Spring Pin, 1/4" x 2"
5	GA6687	1	Housing
6	GA6686	1	Cam
7	G10120	2	Hex Socket Set Screw, 3/8"-16 x 1/2"
8	GD9511	1	Detent Arm
9	G10048	1	Hex Head Cap Screw, 3/8"-16 x 2"
	G10108	1	Lock Nut, 3/8"-16
10	G6801-10-08	1	Elbow W/O-Ring, 90°, 7/8"-14 Male JIC To 3/4"-16 O-Ring
	GR1037	-	O-Ring
11	G6500-10	1	Swivel Elbow, 90°, 7/8"-14 Male JIC To Female
12	G10009	1	Hex Head Cap Screw, 5/8"-11 x 2 1/2"
	G10107	1	Lock Nut, 5/8"-11
13	GA2014	1	Bearing
14	GD10714	-	Spacer
15	G10048	1	Hex Head Cap Screw, 3/8"-16 x 2"
	G10101	2	Hex Nut, 3/8"-16
16	---	-	<a href="#">See "Detent Lever Valve" on page P170</a>
17	G6408-08	1	Plug W/O-Ring, 3/4"-16 O-Ring
	GR1037	-	O-Ring
18	GA7153	1	Stroke Limiter Arm (If Applicable)
19	G10004	4	Hex Head Cap Screw, 3/8"-16 x 1 1/4"
	G10229	4	Lock Washer, 3/8"
	G10101	4	Hex Nut, 3/8"-16
20	---	-	<a href="#">See "Stroke Limiter Valve" on page P171</a>
21	G10069	2	Hex Head Cap Screw, 5/16"-18 x 2 1/4"
	G10109	2	Lock Nut, 5/16"-18
	G11386	2	Flat Washer, 5/16" SAE
22	G6400-10-08	1	Connector W/O-Ring, 7/8"-14 Male JIC To 3/4"-16 O-Ring
	GR1037	-	O-Ring
23	G6502-10	-	Swivel Elbow, 45°, 7/8"-14 Male JIC To Female

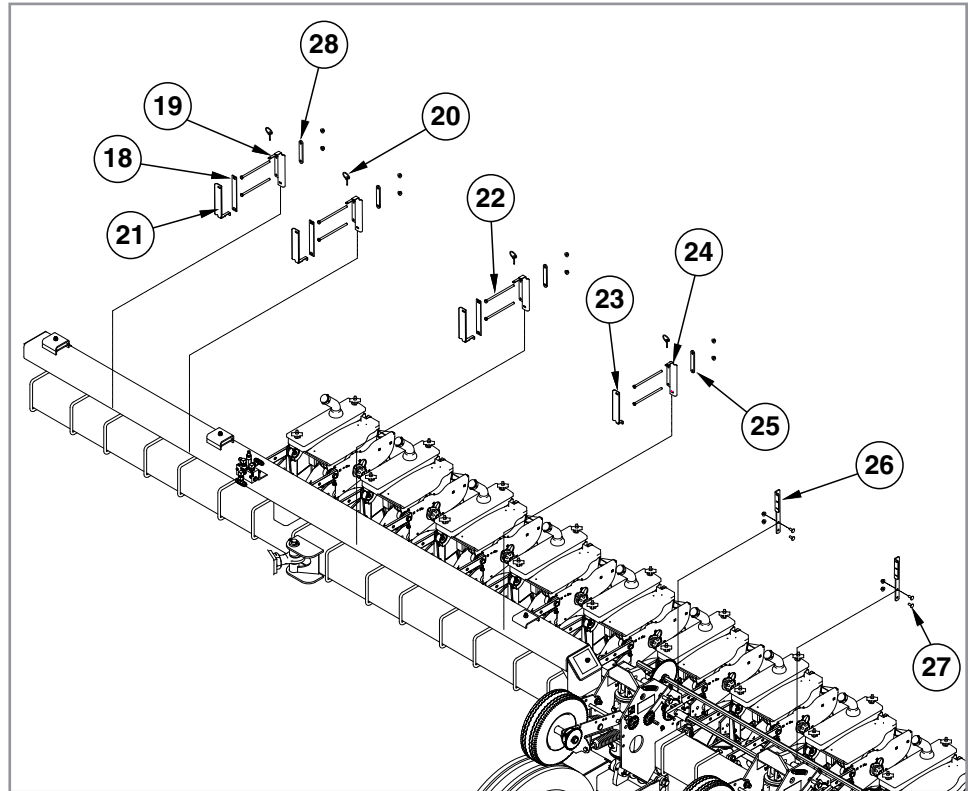
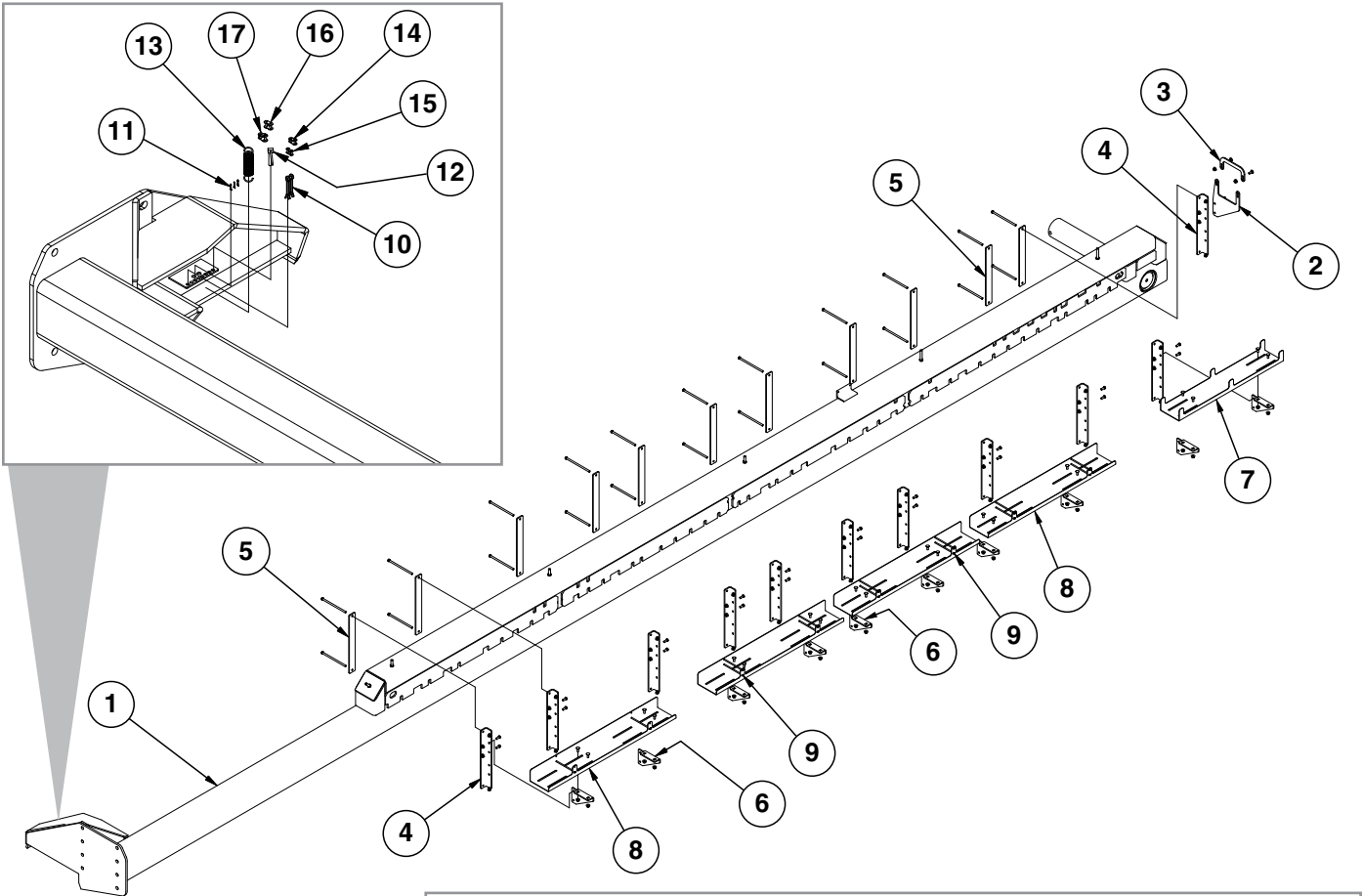
PFA062/PFA052(FF9c)





ITEM	PART NO.	QTY.	DESCRIPTION
1	G10111	-	Lock Nut, 1/2"-13
2	GD0740	18	Hose Clamp, 3/4" x 4" x 3 1/2"
	GD0776	2	Hose Clamp, 3/4" x 2" x 2 1/2"
3	---	-	<a href="#">See "Helper Cylinder, All Sizes" on page P157</a>
4	GD9727	2	Spacer
5	GD9361	2	Hose Guide
6	GD3180-13	4	Sleeve, 5/8" I.D. x 7/8" O.D. x 4" Long
7	GA6640	1	Bracket
8	G10011	2	Hex Head Cap Screw, 5/8"-11 x 5 1/2"
	G10230	2	Lock Washer, 5/8"
	G10104	2	Hex Nut, 5/8"-11
9	G6801-06-08	4	Elbow W/O-Ring, 90°, 9/16"-18 Male JIC To 3/4"-16 O-Ring
	GR1037	-	O-Ring
10	G10026	2	Hex Head Cap Screw, 3/4"-10 x 2"
	G10231	2	Lock Washer, 3/4"
11	GD9516	2	Pivot Washer
12	G10017	4	Hex Head Cap Screw, 1/2"-13 x 1 1/2"
	G10228	4	Lock Washer, 1/2"
	G10102	4	Hex Nut, 1/2"-13
13	GA6761	4	Pin
14	GD3180-06	2	Sleeve, 5/8" I.D. x 7/8" O.D. x 1 3/4" Long
15	G10013	2	Hex Head Cap Screw, 5/8"-11 x 3 1/2"
	G10036	-	Hex Head Cap Screw, 5/8"-11 x 4"
	G10230	2	Lock Washer, 5/8"
	G10104	2	Hex Nut, 5/8"-11
16	GA9031	1	<a href="#">See "Wing Frame, 24 Row" on page P111</a> <a href="#">See "Wing Frame, 36 Row 20" on page P113</a>
17	GD2199	1	SMV Sign
18	G10022	2	Hex Head Cap Screw, 1/4"-20 x 1/2"
	G10227	2	Lock Washer, 1/4"
	G10103	2	Hex Nut, 1/4"-20
19	G10360	4	Machine Bushing, 2 1/2", 10 Gauge
20	GD9462	6	Washer
21	GA8138	-	Knuckle
	G10640	3	Grease Fitting, 1/4"-28
22	GD9463	2	Washer
23	G10057	2	Hex Head Cap Screw, 3/4"-10 x 7"
	G10231	2	Lock Washer, 3/4"
	G10105	2	Hex Nut, 3/4"-10
24	GA8994	-	Vertical Pin
	G10360	-	Machine Bushing, 2 1/2", 10 Gauge (As Required)
	G10359	-	Machine Bushing, 2 1/2", 18 Gauge (As Required)
	GD12692	-	Pin, 3/8" x 3 1/2"
25	GD9726	2	Pin, 2 1/2" x 13 1/8"
	G10461	4	Cotter Pin, 3/8" x 3"
26	GA9032	1	<a href="#">See "Wing Frame, 24 Row" on page P111</a> <a href="#">See "Wing Frame, 36 Row 20" on page P113</a>

(IP1165)

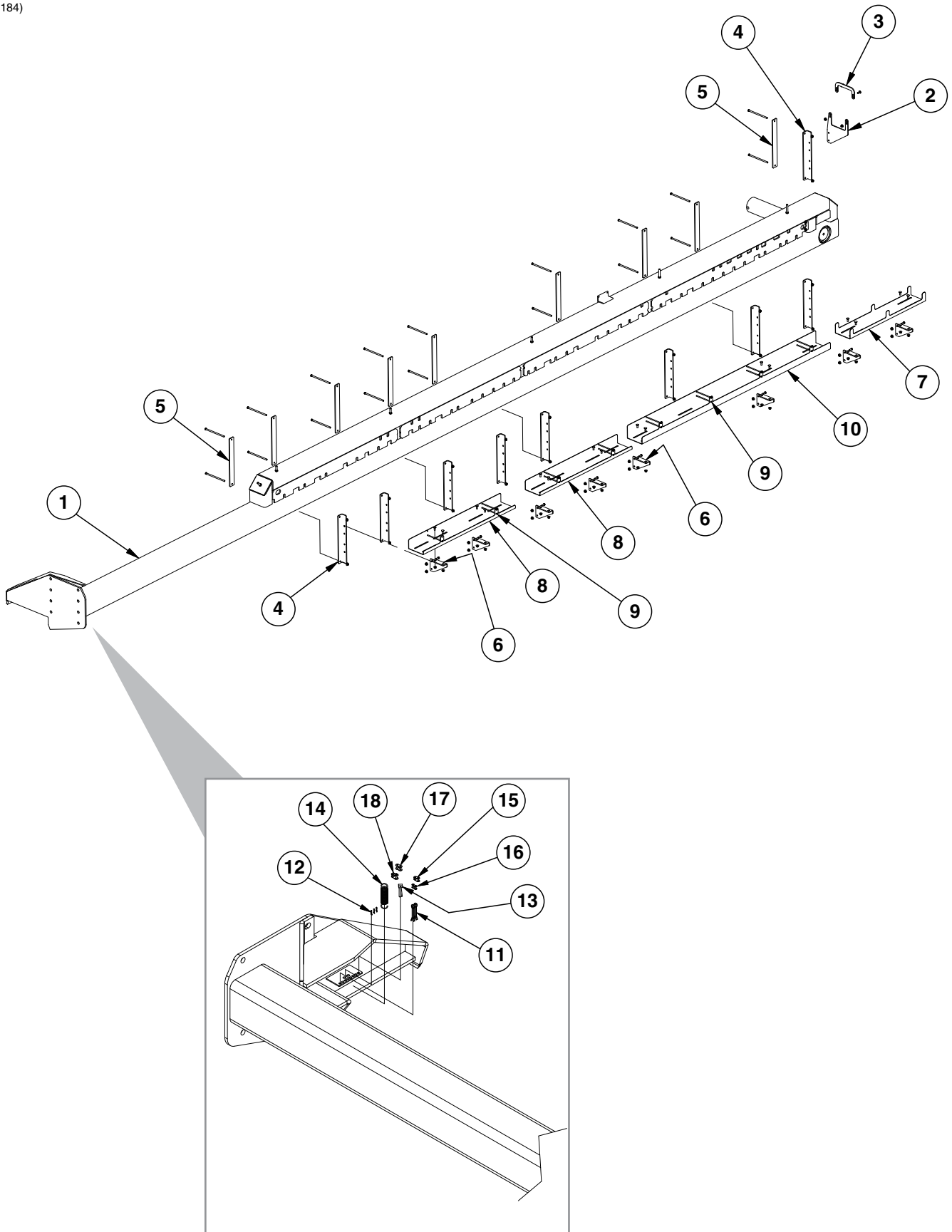


ITEM	PART NO.	QTY.	DESCRIPTION
1	GA16916	1	R.H. Wing, 267", 24 Row 22"
	GA8847	1	L.H. Wing, 270 $\frac{3}{8}$ ", 24 Row 22"
	GA16914	-	R.H. Wing, 243", 24 Row 20"
	GA7459	-	L.H. Wing, 246 $\frac{3}{8}$ ", 24 Row 20"
*2	GD20113	1	Center Seed Hose Bracket
	G10001	2	Hex Head Cap Screw, $\frac{3}{8}$ "-16 x 1"
	G11091	2	Serrated Flange Nut, $\frac{3}{8}$ "-16
*3	GD20115	1	Center Bracket
	G10305	2	Carriage Bolt, $\frac{3}{8}$ "-16 x 1"
	G11091	2	Serrated Flange Nut, $\frac{3}{8}$ "-16
*4	GD20062	11	Manifold Support
*5	GD20091	11	Front Mount Plate
	G10686	22	Hex Head Cap Screw, $\frac{3}{8}$ "-16 x 8"
	G11091	22	Serrated Flange Nut, $\frac{3}{8}$ "-16
*6	GD20119	10	Hose Tray Support Bracket
	G10001	20	Hex Head Cap Screw, $\frac{3}{8}$ "-16 x 1"
	G11091	20	Serrated Flange Nut, $\frac{3}{8}$ "-16
*7	GD20063	1	Front Hose Tray
	G10305	4	Carriage Bolt, $\frac{3}{8}$ "-16 x 1"
	G11091	4	Serrated Flange Nut, $\frac{3}{8}$ "-16
*8	GD20174	4	End Hose Tray
	G10305	16	Carriage Bolt, $\frac{3}{8}$ "-16 x 1"
	G11091	16	Serrated Flange Nut, $\frac{3}{8}$ "-16
*9	GD20069	14	Pin, $\frac{1}{4}$ " x 7"
	G10669	28	Hair Pin Clip, No. 22
10	G10460	2	Cotter Pin, $\frac{1}{4}$ " x 2" (Toolbox)
	G10670	3	Hair Pin Clip, No. 3 (Toolbox)
11	G10455	3	Cotter Pin, $\frac{1}{16}$ " x $\frac{1}{2}$ " (Toolbox)
	G10478	2	Clevis Pin, $\frac{5}{16}$ " x 1" (Toolbox)
12	GD2558	1	Lynch Pin, $\frac{1}{4}$ " (Toolbox)
	G10821	3	Clevis Pin, $\frac{3}{16}$ " x 2" (Toolbox)
13	GD5857	1	Spring (Toolbox)
14	GR0201	1	Offset Link, No. 41 (Toolbox)
15	GR0196	1	Connector Link, No. 41 (Toolbox)
16	GR0912	1	Connector Link, No. 40 (Toolbox)
17	GR0911	1	Offset Link, No. 40 (Toolbox)
**18	GD24299	-	Separator Plate
**19	GD24147	-	Double Wide Base Holder
**20	GD5625	-	Lynch Pin, $\frac{3}{16}$ "
**21	GD26145	-	Short Double Wide Hose Holder
**22	G10686	-	Hex Head Cap Screw, $\frac{3}{8}$ "-16 x 8"
	G11091	-	Serrated Flange Nut, $\frac{3}{8}$ "-16
**23	GD20595	-	Hose Holder Short Mount
**24	GD24297	-	Holder Base
**25	GD23768	-	Bracket Mount
**26	GD20114	-	Seed Hose Support Bracket
**27	G10305	-	Carriage Bolt, $\frac{3}{8}$ "-16 x 1"
	G11091	-	Serrated Flange Nut, $\frac{3}{8}$ "-16
**28	GD23768	-	Bracket Mount

\*Items 2-9 are for 24 Row 30" Bulk Fill models only.

\*\*Items 18-28 are for 24 Row 20" and 24 Row 22" Bulk Fill models only.

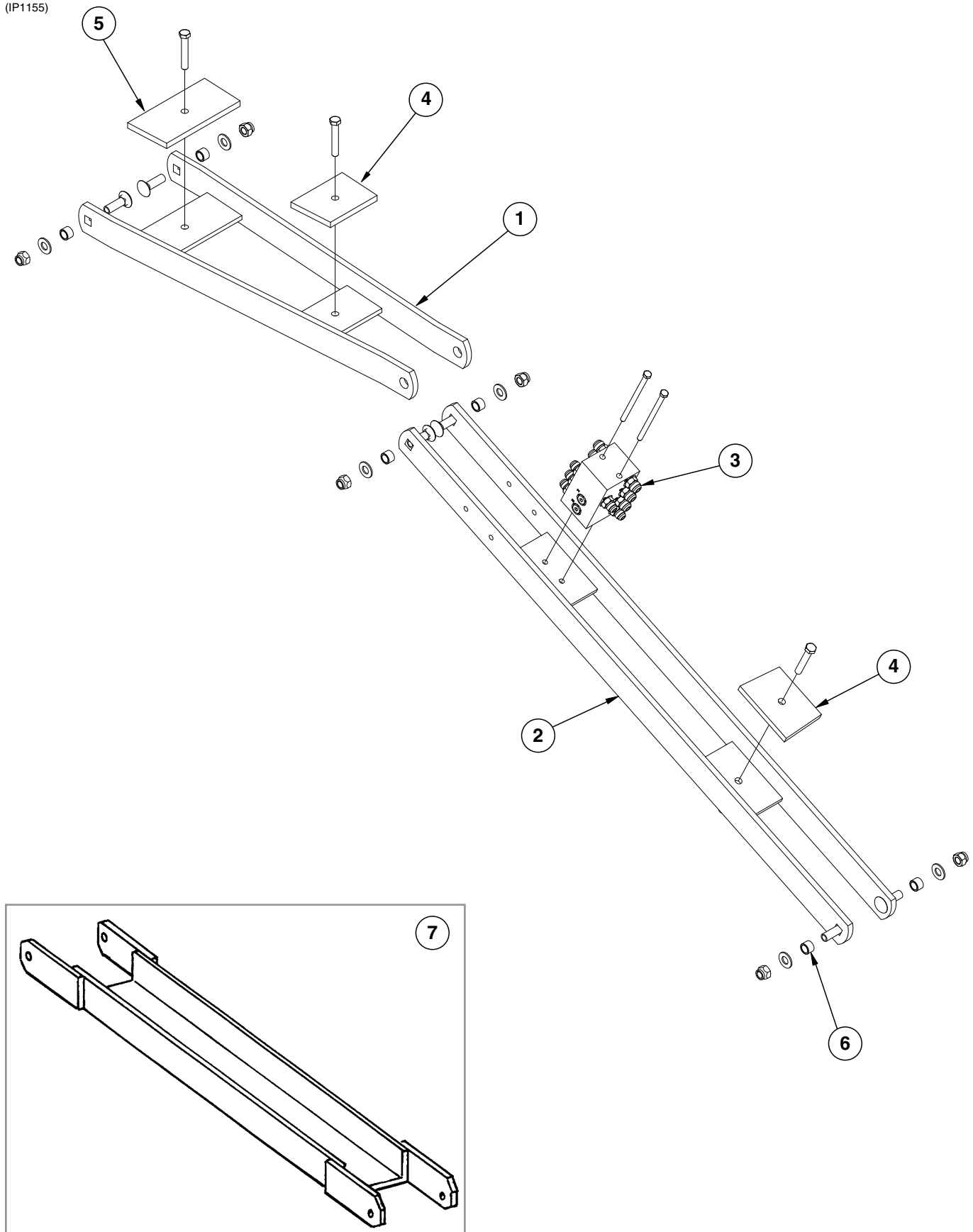
(IP1184)



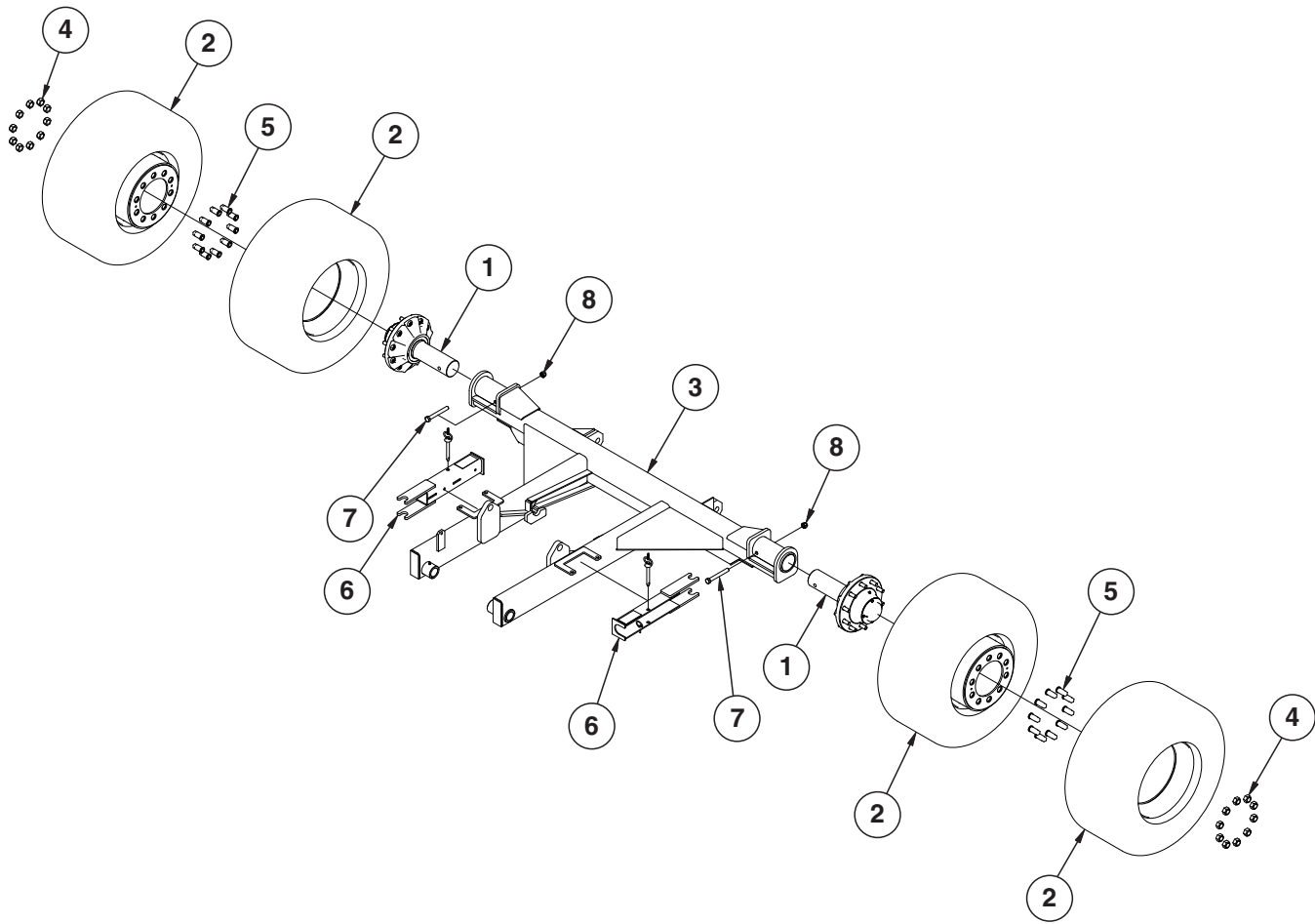
ITEM	PART NO.	QTY.	DESCRIPTION
1	GA9031	1	L.H. Wing (Shown)
	GA9032	1	R.H. Wing
*2	GD20113	1	Center Seed Hose Bracket
	G10001	2	Hex Head Cap Screw, 3/8"-16 x 1"
	G11091	2	Serrated Flange Nut, 3/8"-16
*3	GD20115	1	Center Bracket
	G10305	2	Carriage Bolt, 3/8"-16 x 1"
	G11091	2	Serrated Flange Nut, 3/8"-16
*4	GD20062	9	Manifold Support
*5	GD20091	9	Front Mount Plate
	G10686	18	Hex Head Cap Screw, 3/8"-16 x 8"
	G11091	18	Serrated Flange Nut, 3/8"-16
*6	GD20119	8	Hose Tray Support Bracket
	G10001	16	Hex Head Cap Screw, 3/8"-16 x 1"
	G11091	16	Serrated Flange Nut, 3/8"-16
*7	GD20063	1	Front Hose Tray
	G10305	4	Carriage Bolt, 3/8"-16 x 1"
	G11091	4	Serrated Flange Nut, 3/8"-16
*8	GD20174	2	End Hose Tray
	G10305	8	Carriage Bolt, 3/8"-16 x 1"
	G11091	8	Serrated Flange Nut, 3/8"-16
*9	GD20069	15	Pin, 1/4" x 7"
	G10669	30	Hair Pin Clip, No. 22
10	GD20173	1	Middle Hose Tray
	G10305	4	Carriage Bolt, 3/8"-16 x 1"
	G11091	4	Serrated Flange Nut, 3/8"-16
11	G10460	2	Cotter Pin, 1/4" x 2" (Toolbox)
	G10670	3	Hair Pin Clip, No. 3 (Toolbox)
12	G10455	3	Cotter Pin, 1/16" x 1/2" (Toolbox)
	G10478	2	Clevis Pin, 5/16" x 1" (Toolbox)
13	GD2558	1	Lynch Pin, 1/4" (Toolbox)
	G10821	3	Clevis Pin, 3/16" x 2" (Toolbox)
14	GD5857	1	Spring (Toolbox)
15	GR0201	1	Offset Link, No. 41 (Toolbox)
16	GR0196	1	Connector Link, No. 41 (Toolbox)
17	GR0912	1	Connector Link, No. 40 (Toolbox)
18	GR0911	1	Offset Link, No. 40 (Toolbox)

\*Items 2-9 are for Bulk Fill models only.

(IP1155)

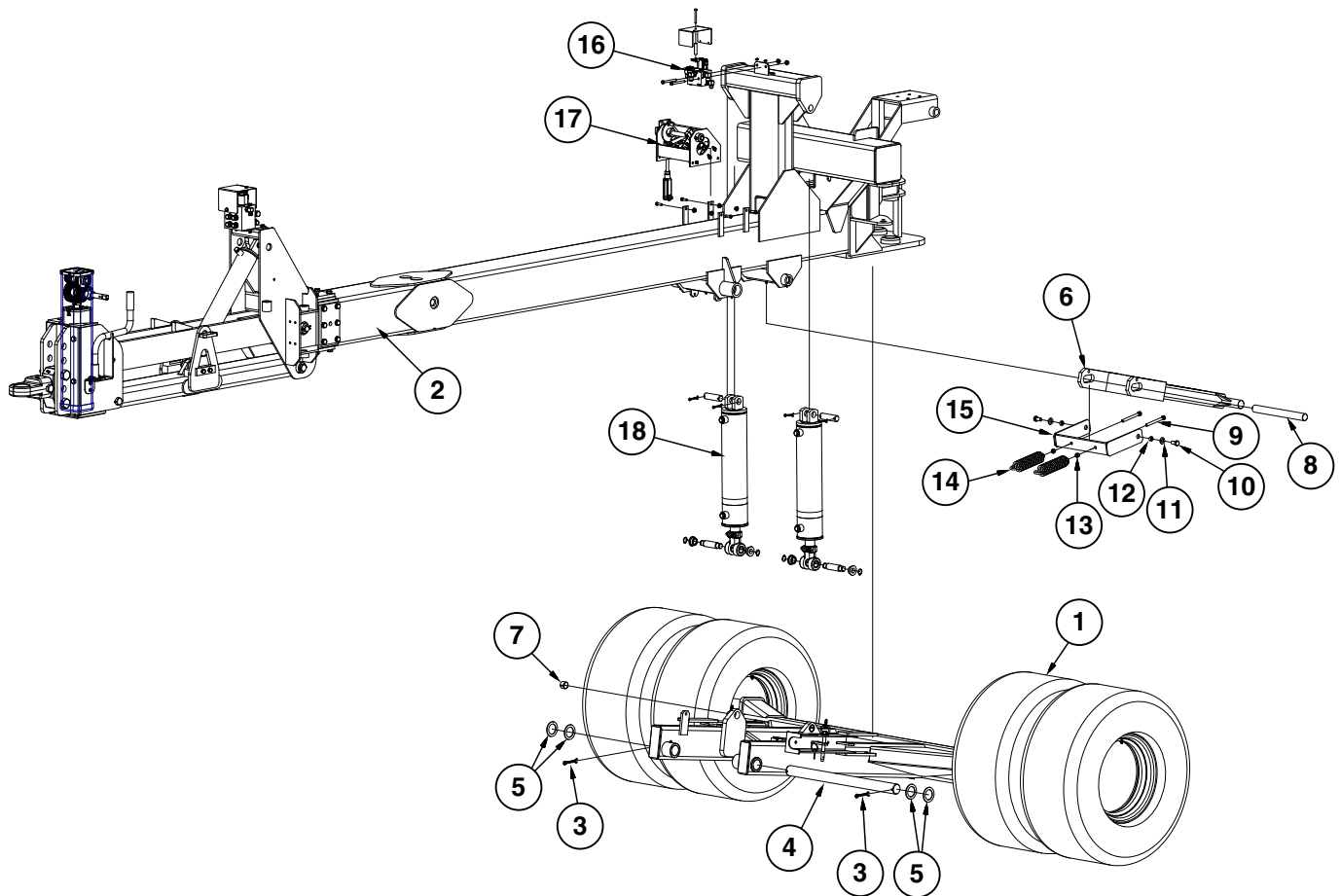


ITEM	PART NO.	QTY.	DESCRIPTION
1	GA14026	1	Front Hose Take-Up
	GA6656	-	Front Hose Take-Up (24 Row 70cm only)
2	GA14027	1	Rear Hose Take-Up (See Item 7 for 24 Row 70cm machine)
3	---	1	<a href="#">See "Junction Block on Hose Take-Up" on page P169</a>
	G10756	2	Hex Head Cap Screw, 3/8"-16 x 6"
	G11091	2	Serrated Flange Nut, 3/8"-16
4	GD11894	2	Spacer, 4" x 5 1/2"
	G10038	2	Hex Head Cap Screw, 1/2"-13 x 3"
	G10111	2	Lock Nut, 1/2"-13
5	GD11895	1	Spacer, 4" x 8 1/4"
	G10038	1	Hex Head Cap Screw, 1/2"-13 x 3"
	G10111	1	Lock Nut, 1/2"-13
6	GB0218	6	Bushing, 2 1/32" I.D. x 7/8" O.D. x 1 9/32" Long
	G11391	6	Flat Washer, 5/8" SAE
	G10689	6	Carriage Bolt, 5/8"-11 x 2"
	G10107	6	Lock Nut, 5/8"-11
7	GA6657	1	Rear Hose Take-Up (24 Row 70cm only)



ITEM	PART NO.	QTY.	DESCRIPTION
1	---	2	<a href="#">See "Transport Wheel and Hub Assembly" on page P121</a>
2	---	4	<a href="#">See "Transport Wheel and Hub Assembly" on page P121</a>
3	GA16872	1	Axle, 24 Row 22" (Non-Stock Item) (Shown)
	GA16870	-	Axle, 24 Row 20" (Non-Stock Item)
4	GD9509	20	Outer Budd Nut
5	GD12567	20	Inner Budd Nut, 3/4"-16 x 1 1/8"-16, Grade 8
6	GA8971	2	Cylinder Lockup Bracket W/Pin Assembly
	GA8312		Pin W/Lynch Pin, 5 1/2"
7	G10440	2	Hex Head Cap Screw, 3/4"-10 x 6"
8	G10112	2	Lock Nut, 3/4"-10

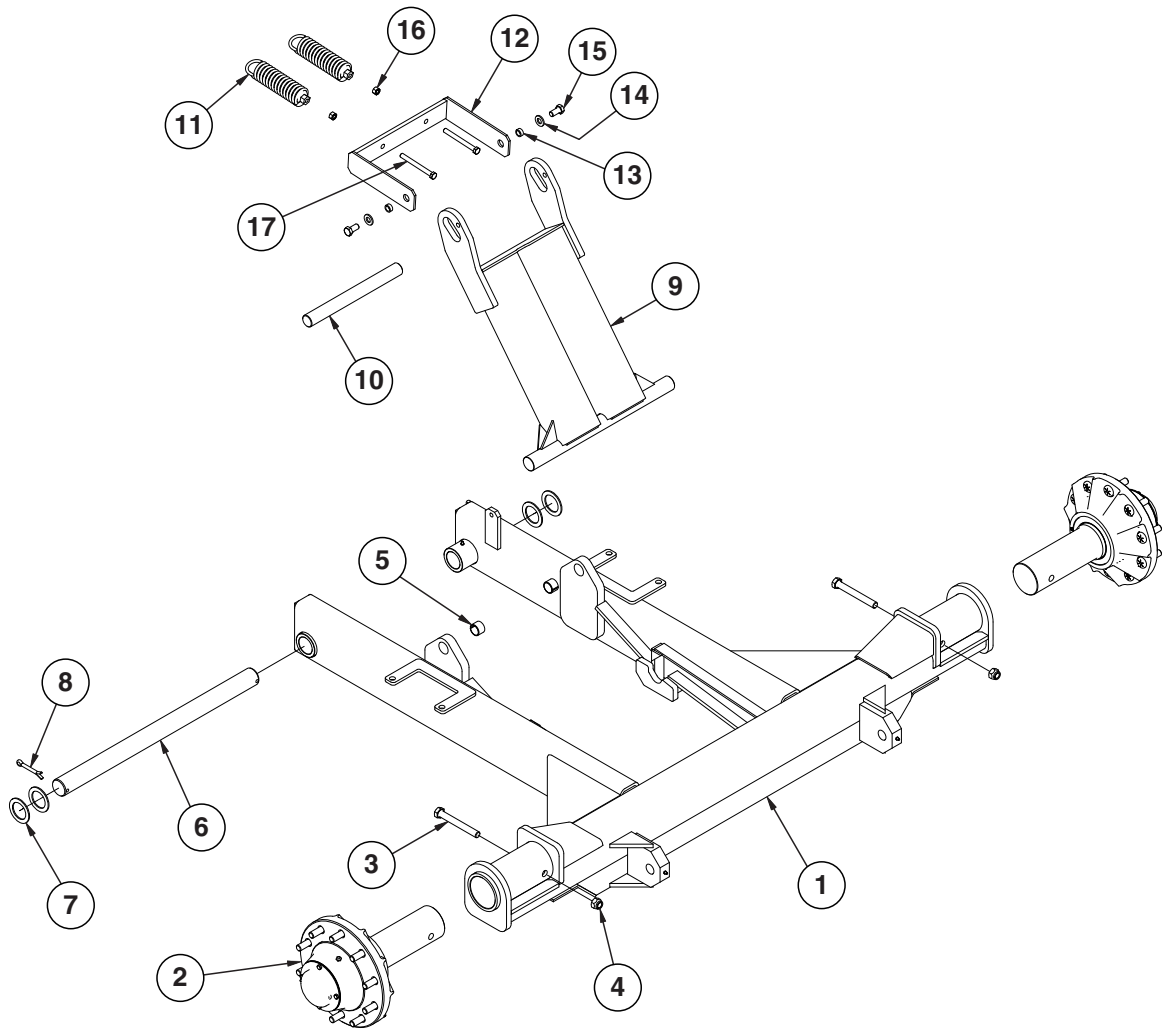




ITEM	PART NO.	QTY.	DESCRIPTION
1	---	-	<a href="#">See "Axle, 24 Row 20" and 24 Row 22" on page P117</a>
2	---	-	<a href="#">See "Hitch and Linkage Assembly, 24 Row 20" and 24 Row 22" on page P98</a>
3	G10461	2	Cotter Pin, 3/8" x 3"
4	GD9566-01	1	Pin, 2 1/8" x 3 1/8"
5	G10234	4	Machine Bushing, 2 1/8", 10 Gauge (.1345")
6	GA6658	1	Automatic Safety Lock
7	GD11751	2	Steel Bushing, 1" Wide
8	GD11783	1	Transport Rod, 1 1/2" x 14 3/4"
9	G10015	2	Adjusting Bolt, 1/2"-13 x 5"
10	G10055	2	Hex Head Cap Screw, 5/8"-11 x 1 1/4"
11	G11391	2	Flat Washer, 5/8" SAE
12	GD3180-24	2	Sleeve, 5/8" I.D. x 7/8" O.D. x 3/8" Long
13	G10102	2	Hex Nut, 1/2"-13
14	GA2068	2	Spring W/Plug
15	GA6725	1	Mechanical Trip Actuator
16	---	-	<a href="#">See "Tower Assembly, 24 Row 20" and 24 Row 22" on page P104</a>
17	---	-	<a href="#">See "Stroke Limiter/Detent Valve Assembly and Linkage" on page P107</a>
18	---	-	<a href="#">See "Tower Assembly, 24 Row 20" and 24 Row 22" on page P104</a>

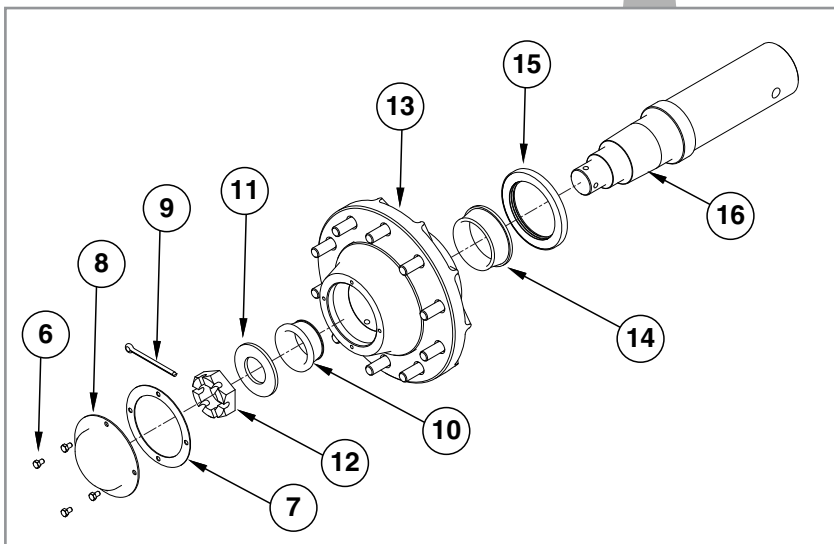
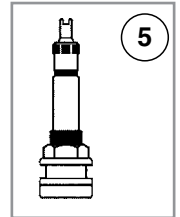
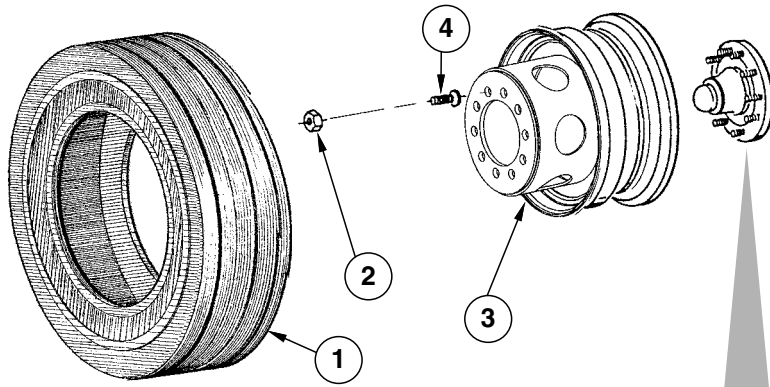
**This page left blank intentionally.**

(IP1420)



ITEM	PART NO.	QTY.	DESCRIPTION
1	GA16870 G10640	1 4	Axle, 36 Row 20" (Non-Stock Item) Grease Fitting, 1/4"-28
2	---	2	<a href="#">See "Transport Wheel and Hub Assembly" on page P121</a>
3	G10440	2	Hex Head Cap Screw, 3/4"-10 x 6"
4	G10112	2	Lock Nut, 3/4"-10
5	GD11751	2	Steel Bushing, 1" Wide
6	GD9566-01	1	Pin, 2 1/8" x 3 1/8"
7	G10234	4	Machine Bushing, 2 1/8", 10 Gauge
8	G10461	2	Cotter Pin, 3/8" x 3"
9	GA14086 GA6658	1 -	Transport Lockup Transport Lockup (24 Row 70cm only)
10	GD11783	1	Transport Rod, 1 1/2" x 14 3/4"
11	GA2068	2	Spring W/Plug
12	GA6725	1	Mechanical Trip Actuator
13	GD3180-24	2	Sleeve, 5/8" I.D. x 7/8" O.D. x 3/8" Long
14	G11391	2	Flat Washer, 5/8" SAE
15	G10055	2	Hex Head Cap Screw, 5/8"-11 x 1 1/4"
16	G10102	2	Hex Nut, 1/2"-13
17	G10348	2	Hex Head Cap Screw, 1/2"-13 x 5"

(FF11d/A7434)

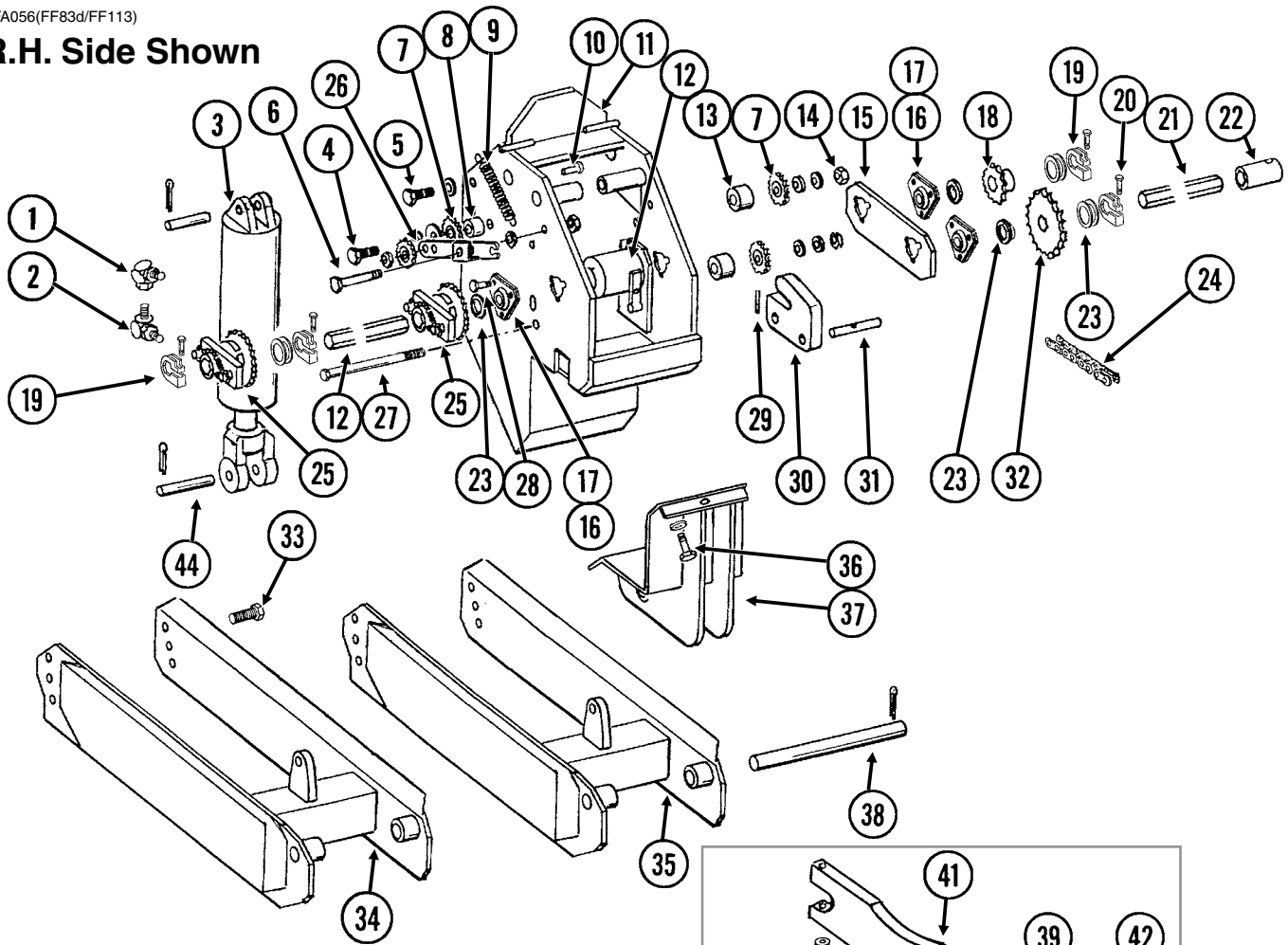


ITEM	PART NO.	QTY. (Per Assy.)	DESCRIPTION
1	GD13352	-	Tire, 36" x 16" x 17.5", 14 Ply, Tubeless (Specify Brand*)
2	GD9509	10	Outer Budd Nut
3	GA7448	-	Rim, 16" Deep, 24 Row 20" and 24 Row 22"
4	GD9508	10	Inner Budd Nut, 2¼" Long
	GD12567	-	Inner Budd Nut, 2⅝" Long
5	GA7434	1	Valve Stem
6	GR2079	4	Hex Bolt, ⅝" x ½"
7	GR2077	1	Hub Cap Gasket
8	GR2078	1	Hub Cap
9	GR2076	1	Cotter Pin, ⅝" x 4"
10	GR2072	1	Bearing Cone
11	GR2074	1	Washer, 4" x 2¼" x ¼"
12	GR2075	1	Spindle Nut, 2½"
13	GA16871	1	Hub W/Cups, Grease Fitting, and Stud Bolts (10 Bolt)
	GR2067	-	Bearing Cup
	GR2068	-	Bearing Cup
	GR2069	-	Stud Bolt, ¾"-16 x 2¾"
	GR2070	-	Self Tapping Grease Fitting, ⅜"-27
14	GR2071	1	Bearing Cone
15	GR2073	1	Grease Seal
16	GD24448	1	Spindle

\* Specific brand requests will be supplied only as available from current Kinze Repair Parts stock. If a specific brand requested is not in stock, the brand available will be supplied.

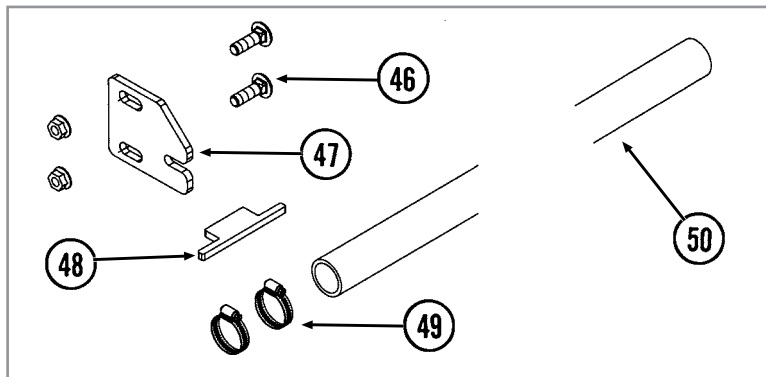
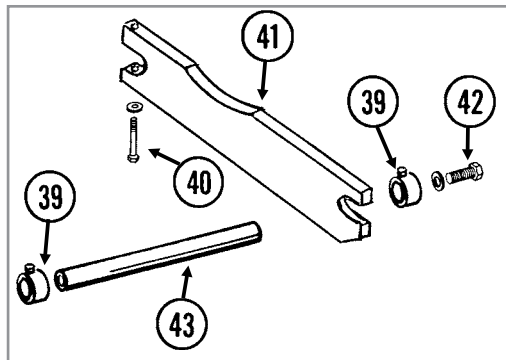
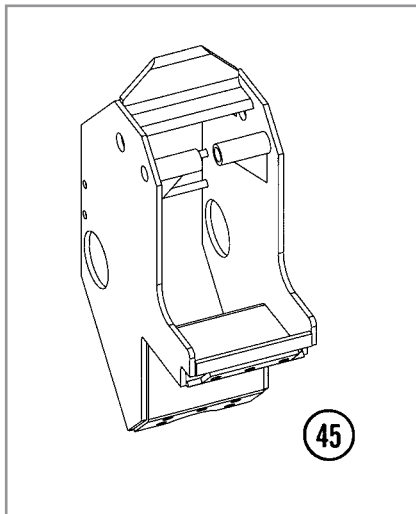
PFA056(FF83d/FF113)

R.H. Side Shown



Long Wheel Arm

Short Wheel Arm



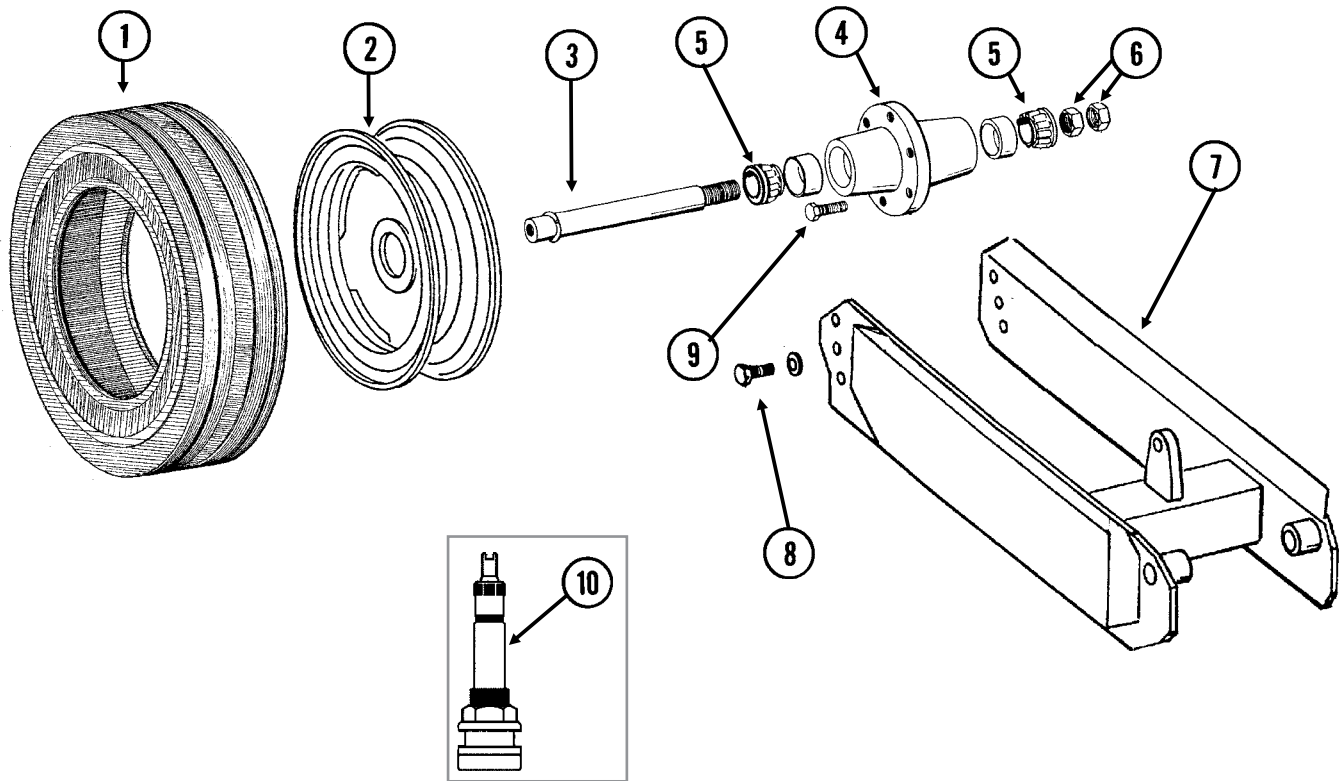
ITEM	PART NO.	QTY. (Per Machine)	DESCRIPTION
1	G6502-08	8	Swivel Elbow, 45°, ¾"-16 Male JIC To Female
2	G6801-08 GR1037	8 -	Elbow W/O-Ring, 90°, ¾"-16 Male JIC To O-Ring O-Ring
3	---	-	<a href="#">See "Master Cylinder" on page P153</a>
4	G10397 G11389 G10111	4 4 4	Hex Head Cap Screw, ½"-13 x 2¾" Flat Washer, ½" SAE Lock Nut, ½"-13
5	---	-	<a href="#">See "Contact Wheel Assembly" on page P127</a>
6	G10036 G10918 G10104 G10107	4 8 4 4	Hex Head Cap Screw, ⅝"-11 x 4" Machine Bushing, ⅝", 14 Gauge (If Applicable) Hex Nut, ⅝"-11 Lock Nut, ⅝"-11
7	GA7154	8	Sprocket W/Bearing, 18 Tooth
8	GB0258	4	Stepped Spacer, ⅞"
9	GD5857	4	Spring
10	G10860 G10166	4 4	Retaining Ring, ⅜" Clevis Pin, ⅜" x 1½"
11	A20273	-	Wheel Tower ( <b>Non-Stock Item</b> )
12	---	-	<a href="#">See "Point Row Clutch" on page P129</a> <a href="#">See "Two-Speed Point Row Clutch" on page P131</a>
13	GD10637	8	Stepped Spacer, ½"
14	G10053 G10235 G10228 G10102	8 16 8 8	Hex Head Cap Screw, ½"-13 x 2½" Machine Bushing, ⅞", 14 Gauge Lock Washer, ½" Hex Nut, ½"-13
15	GD9482	2	Plate
16	G2100-03	-	Bearing, ⅞" Hex Bore, Spherical
17	G3400-01	-	Flangette
18	GA5113 GA5107	- -	Sprocket, 28 Tooth Sprocket, 19 Tooth
19	GD11045	-	Lock Clamp
20	G10130 G10923	- -	Square Head Machine Bolt, ⅝"-18 x 1¾" Flange Nut, ⅝"-18, No Serration
21	GD0914-24 GD0914-63 GD0914-25 GD0914-72	1 1 - -	Hex Shaft, ⅞" x 24" (No Holes), 24 Row 22" and 36 Row 20" Hex Shaft, ⅞" x 63" (No Holes), 24 Row 20" Hex Shaft, ⅞" x 25" (No Holes), 24 Row 20" Hex Shaft, ⅞" x 72" (No Holes), 24 Row 22" and 36 Row 20"
22	---	-	<a href="#">See "Seed Rate Transmission and Driveline" on page P142</a>
23	G10233	-	Machine Bushing, 1", 10 Gauge (As Required)
24	G3310-82 GR0912	- -	Chain, No. 40, 82 Pitch Including Connector Link Connector Link, No. 40
25	---	2	<a href="#">See "Ratchet/Sprocket Assembly" on page P145</a>
26	GA9554 GA7154 G10017 G10128 G10501	4 - - - -	Idler W/Sprocket And Hardware, R.H. Sprocket W/Bearing, 18 Tooth Hex Head Cap Screw, ½"-13 x 1½" Machine Bushing, ½", 14 Gauge Hex Jam Nut, ½"-13, Grade 2
27	G10595 G10875 G11387 G10108	2 2 4 2	Hex Head Cap Screw, ⅜"-16 x 10" Hex Head Cap Screw, ⅜"-16 x 11" Flat Washer, ⅜" SAE Lock Nut, ⅜"-16

Continued on the next page.

ITEM	PART NO.	QTY. (Per Machine)	DESCRIPTION
28	G10338	6	Carriage Bolt, 5/16"-18 x 1 1/4"
	G10303	18	Carriage Bolt, 5/16"-18 x 1"
	G10232	24	Lock Washer, 5/16"
	G10106	24	Hex Nut, 5/16"-18
29	G10606	4-6	Spring Pin, 1/4" x 2"
30	GD9514	4-6	Cylinder Pivot Mount
31	GD9515	4-6	Cylinder Anchor Pin, 1" x 6"
32	GA5194	-	Sprocket, 50 Tooth
33	---	-	<a href="#">See "Ground Drive Tire Assembly" on page P126</a>
34	GA18348	-	Long Wheel Arm W/Grease Fitting (Inner)
	G10640	-	Grease Fitting, 1/4"-28
35	GA8714	-	Short Wheel Arm W/Grease Fitting (Outer) (Lift Assist For 36 Row 20" Only)
	G10640	-	Grease Fitting, 1/4"-28
36	G10006	-	Hex Head Cap Screw, 5/8"-11 x 2 1/4"
	G11391	-	Flat Washer, 5/8" SAE
	G10230	-	Lock Washer, 5/8"
	G10104	-	Hex Nut, 5/8"-11
37	GA7324	4	Bracket W/Grease Fittings
	G10640	-	Grease Fitting, 1/4"-28
38	GD11695	4-6	Pin, 1 1/4" x 13 1/4"
	G10610	8-12	Spring Pin, 3/8" x 2"
39	GD10686	-	Special Lock Collar, Less Set Screws
	G10145	-	Square Head Set Screw, 5/16"-18 x 1/2"
40	G10035	-	Hex Head Cap Screw, 1/2"-13 x 4"
	G10228	-	Lock Washer, 1/2"
41	GD10316	-	Plate, Special Row Spacing Only
42	G10017	-	Hex Head Cap Screw, 1/2"-13 x 1 1/2"
	G10228	-	Lock Washer, 1/2"
43	GD10317	-	Shaft, Special Row Spacing Only
44	GD12585	8-10	Pin, 1 1/4" x 4 1/2"
	G10460	16-20	Cotter Pin, 1/4" x 2"
45	A20274	-	Wheel Tower (Center Wheel Module On 36 Row 20" Only) <b>(Non-Stock Item)</b>
46	G10599	2	Carriage Bolt, 3/8"-16 x 1 1/4"
	G10622	2	Serrated Flange Nut, 3/8"-16
47	GD17023	1	Plate
48	GD14115	1	Catch
49	G10278	2	Hose Clamp, No. 16
50	GD13652-04	1	Pipe, 1" x 55", 24 Row 20"
	GD13652-03	-	Pipe, 1" x 60", 24 Row 22" and 36 Row 20"
A	G1K269	-	Lock Clamp Kit (Items 19 And 20)



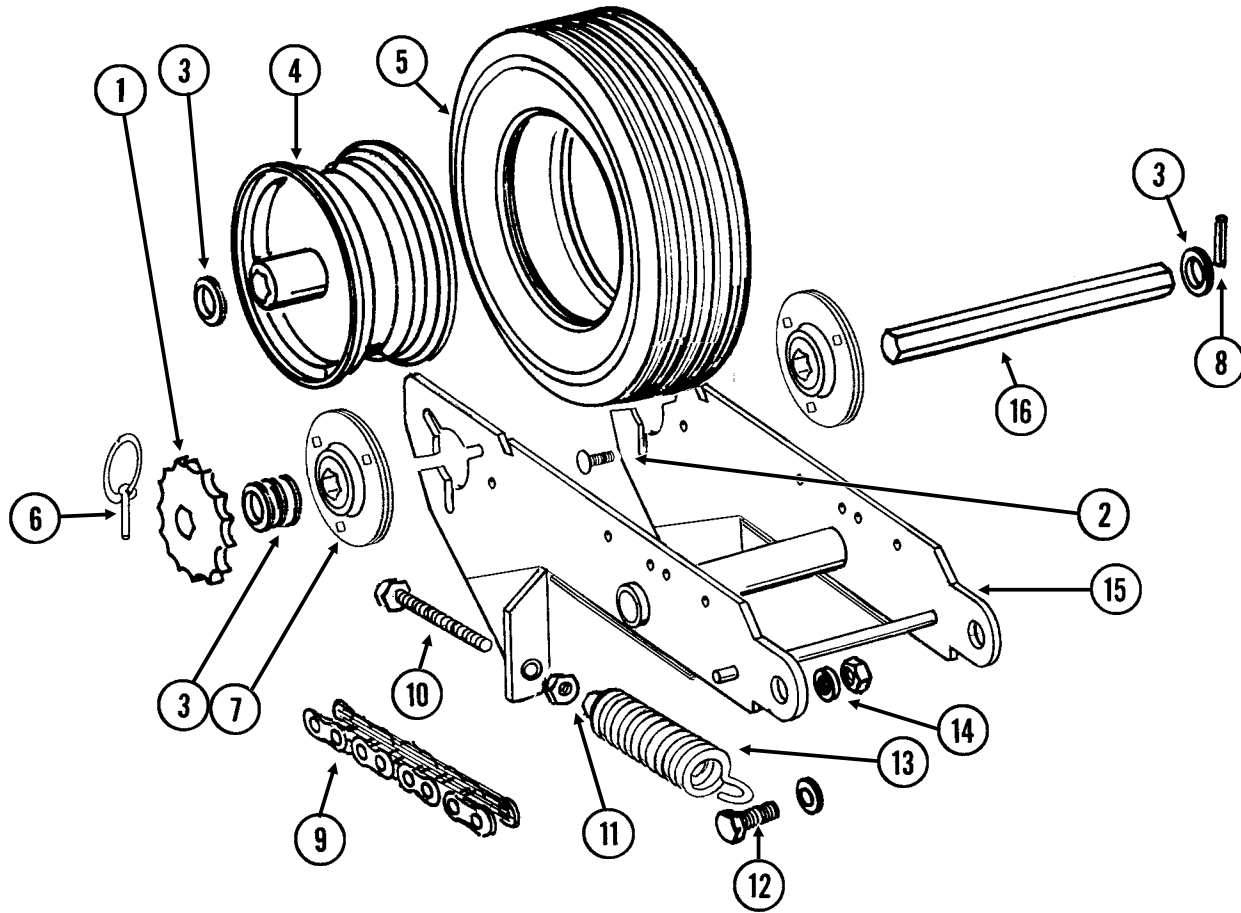
PFA056/PTD057(FF13e/A7434)



ITEM	PART NO.	QTY. (Per Assy.)	DESCRIPTION
1	GD13409	-	Tire, 255-70R 22.5" W/O Center Rib, Tubeless (Specify Brand*)
2	GA9619	-	Rim, 5.5" x 22.5"
3	GA4376	1	Spindle W/Round External Retaining Ring, 10"
	GD11490	-	Round External Retaining Ring
	GD11458	-	Spindle ( <b>Sub GA4376</b> )
4	GA2148	1	Hub W/Cups, 6 Bolt
	GR0434	-	Cup
5	GA0895	2	Bearing
6	G11081	2	Hex Jam Nut, 1½"-12, Grade 2
7	---	-	<a href="#">See "Wheel Module Assembly" on page P123</a>
8	G10026	2	Hex Head Cap Screw, ¾"-10 x 2"
	G10231	2	Lock Washer, ¾"
9	GR0270	6	Lug Bolt, 9/16"-18
10	GA7434	-	Valve Stem
A	GA9620	-	Tire And Rim Assembly W/O Center Rib (Items 1, 2 And 10) (Specify Brand*)
B	GA4377	-	Hub And Spindle Assembly (Items 3-6)

\*Specific brand requests will be supplied only as available from current Kinze Repair Parts stock. If a specific brand requested is not in stock, the brand available will be supplied.

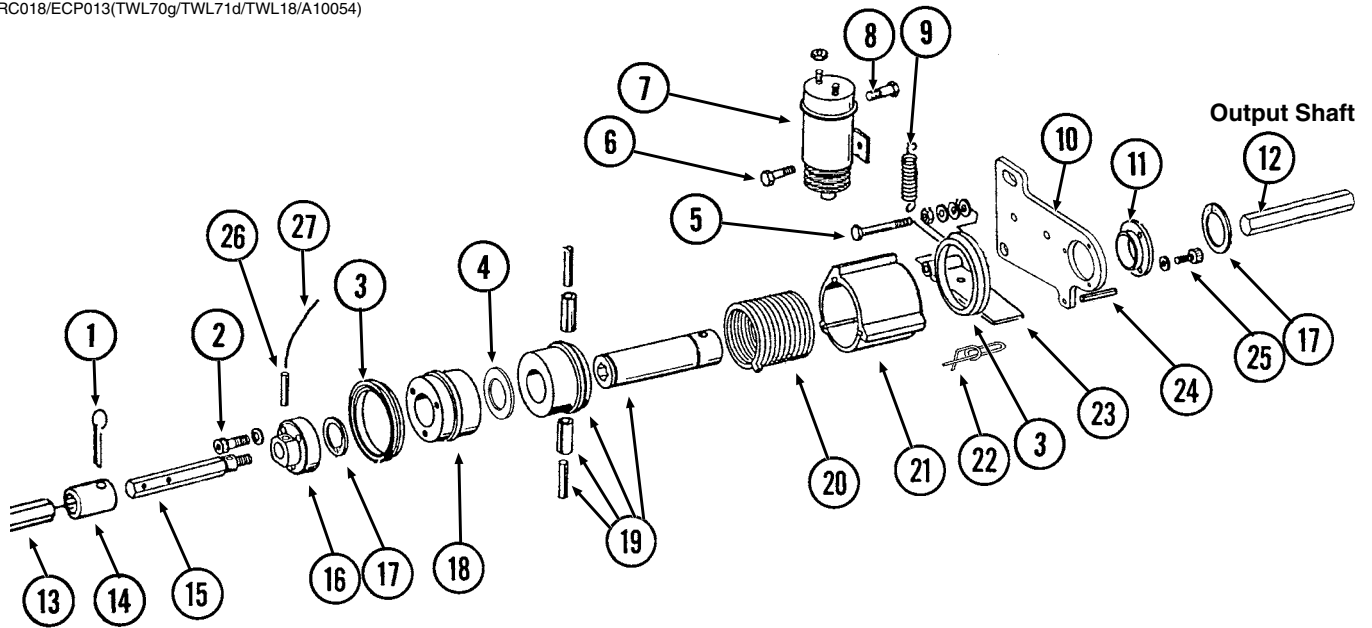
(FF43e)



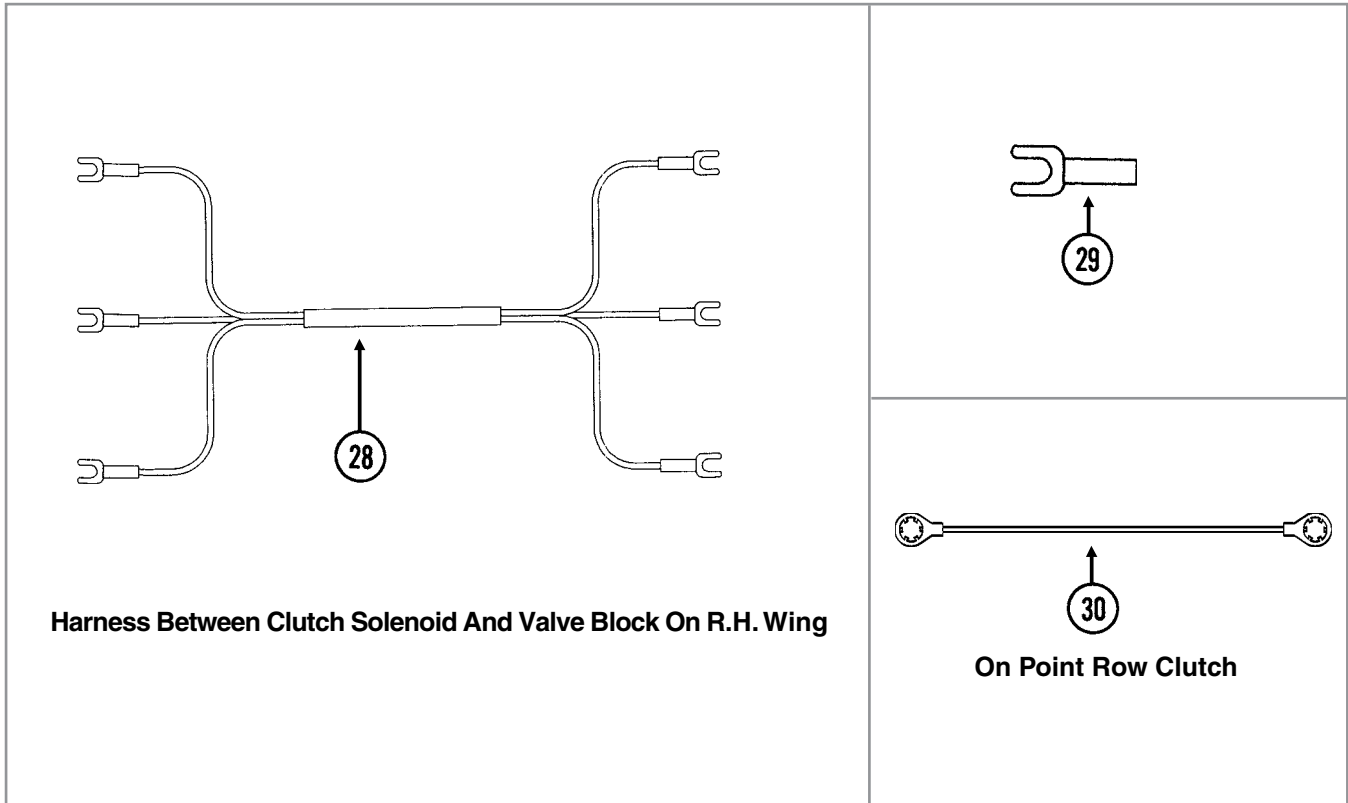
ITEM	PART NO.	QTY. (Per Assy.)	DESCRIPTION
1	GA12192	1	Sprocket, 22 Tooth
	GA5113	-	Sprocket, 28 Tooth
	GA12191	-	Sprocket, 44 Tooth
	GA5105	-	Sprocket, 15 Tooth
2	G10303	6	Carriage Bolt, 5/16"-18 x 1"
	G10620	6	Serrated Flange Nut, 5/16"-18
3	G10233	-	Machine Bushing, 1", 10 Gauge (As Required)
4	GA3553	1	Rim, 3.75" x 8"
	GD6989	1	Sleeve
5	GD4700	1	Tire, 4.80" x 8", 4 Ply, Rib Implement (Specify Brand*)
	GD4701	-	Valve Stem
6	GD2558	1	Lynch Pin, 1/4"
7	GA9846	2	Flanged Bearing, 7/8" Hex Bore
8	G10602	2	Spring Pin, 1/4" x 1 1/2"
9	G3310-148	1	Chain, No. 40, 148 Pitch Including Connector Link (Used With 22 Tooth Sprocket)
	G3310-150	1	Chain, No. 40, 150 Pitch Including Connector Link (Used With 28 Tooth Sprocket)
	G3310-158	1	Chain, No. 40, 158 Pitch Including Connector Link (Used With 44 Tooth Sprocket)
	G3310-144	1	Chain, No. 40, 144 Pitch Including Connector Link (Used With 15 Tooth Sprocket)
	GR0912	-	Connector Link, No. 40
10	G10890	2	Hex Head Adjusting Bolt, 1/2"-13 x 4", Grade 2
11	G10501	2	Hex Jam Nut, 1/2"-13, Grade 2
12	G10008	2	Hex Head Cap Screw, 5/8"-11 x 2"
	G10235	4	Machine Bushing, 7/8", 14 Gauge
	G11391	2	Flat Washer, 5/8" SAE
	G10107	2	Lock Nut, 5/8"-11
13	GA2068	2	Spring W/Plug
14	GB0218	2	Bushing, 2 1/32" I.D. x 7/8" O.D. x 1 9/32" Long
15	GA7372	1	Wheel Arm
16	GD6775	1	Hex Shaft, 7/8" x 11 3/4" (2 Holes)
A	GA3552	-	Tire And Rim Assembly (Items 4 And 5) (Specify Brand*)

\* Specific brand requests will be supplied only as available from current Kinze Repair Parts stock. If a specific brand requested is not in stock, the brand available will be supplied. Different brand tires may have different diameters. Change in tire brand may affect rates. Field checks are recommended after any change in contact tires.

PRC018/ECP013(TWL70g/TWL71d/TWL18/A10054)



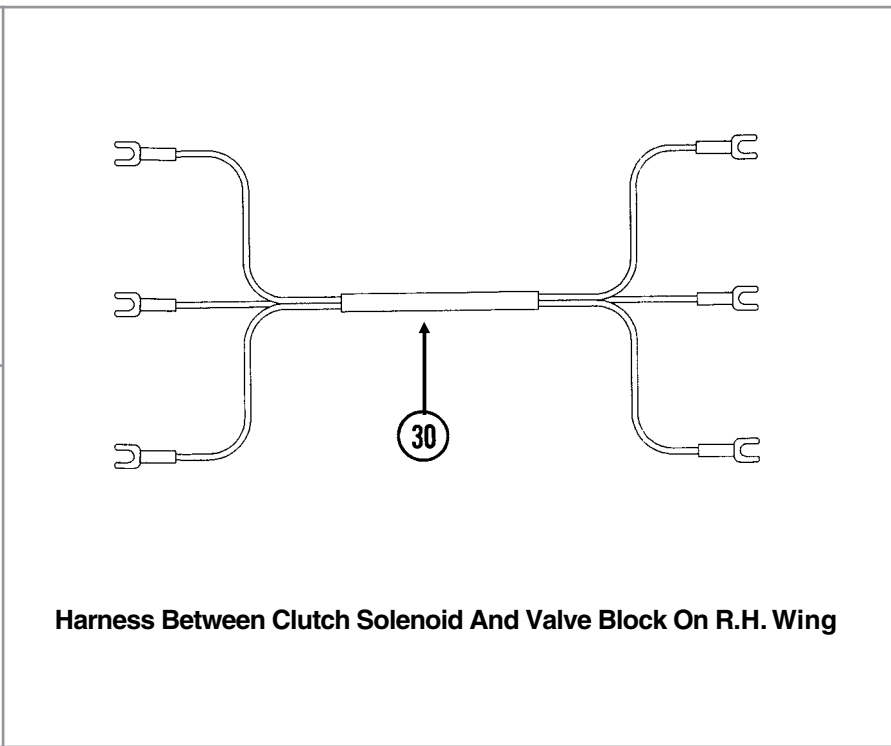
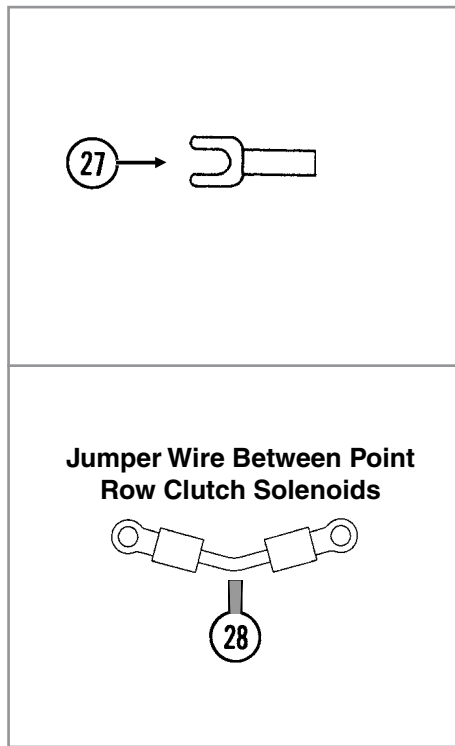
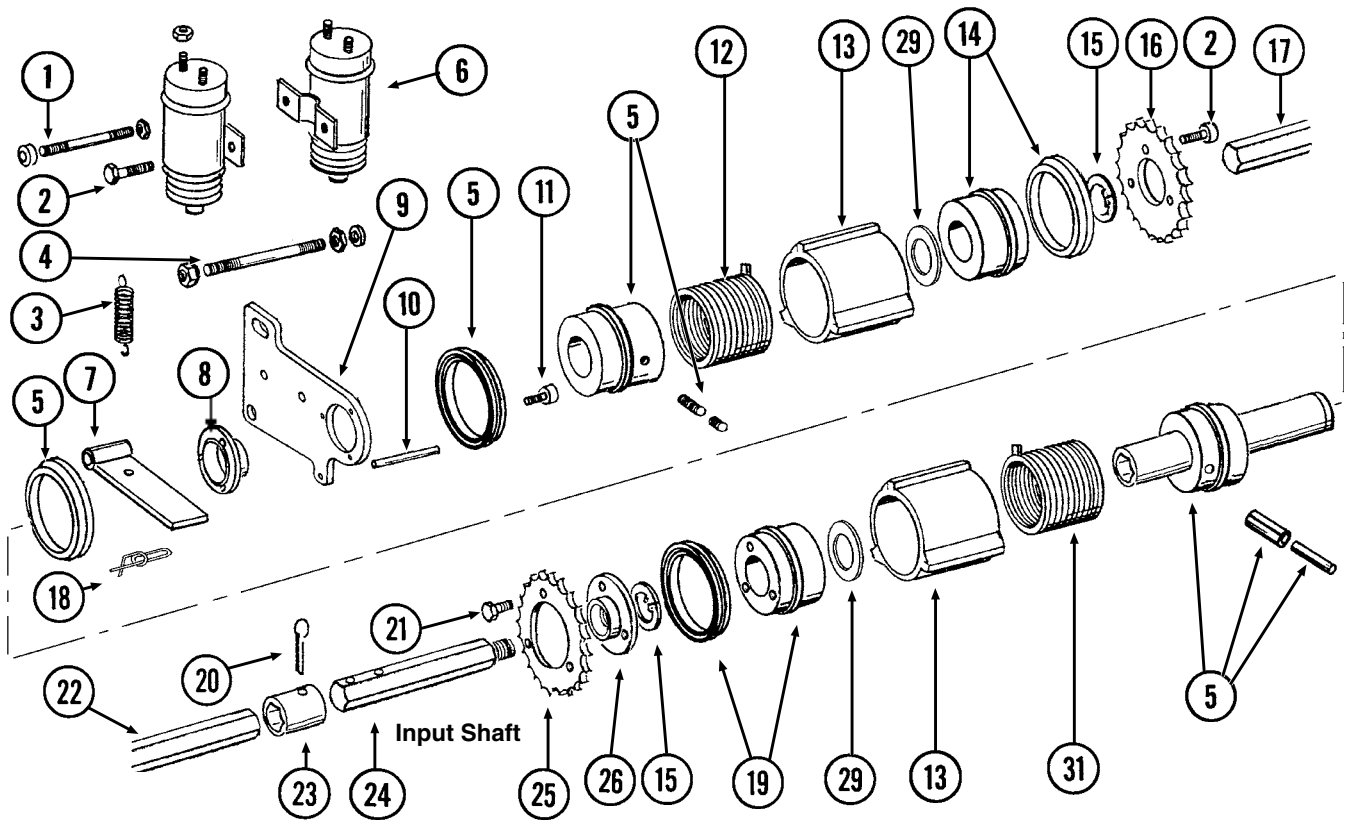
Input Shaft



ITEM	PART NO.	QTY. (Per Assy.)	DESCRIPTION
1	G10460	1	Cotter Pin, 1/4" x 2"
2	G10374	3	Hex Socket Head Cap Screw, 1/4"-20 x 1"
	G10227	3	Lock Washer, 1/4"
3	GD14512	2	V-Ring Seal
4	GD14513	1	Felt Washer
5	G10049	1	Hex Head Cap Screw, 3/8"-16 x 2 1/2"
	G10101	1	Hex Nut, 3/8"-16
	G11387	1	Flat Washer, 3/8" SAE
	G10229	2	Lock Washer, 3/8"
	G10497	1	Hex Jam Nut, 3/8"-16, Grade 2
6	G10023	1	Hex Head Cap Screw, 1/4"-20 x 3/4"
	G10227	1	Lock Washer, 1/4"
	G10103	1	Hex Nut, 1/4"-20
7	GA8393	1	Solenoid Complete
	GR1306	1	Snap Ring
	GR1303	1	Spring
	GR1304	1	Boot
	GR1305	1	Plunger
8	G10900	1	Hex Socket Head Cap Screw, 1/4"-20 x 1 3/4", Grade 8
	G10227	1	Lock Washer, 1/4"
	G10103	2	Hex Nut, 1/4"-20
9	GD10123	1	Spring
10	GD10103	1	Mounting Plate
11	GD9667	1	Bushing
12	GD0914-10	1	Hex Shaft, 7/8" x 10" (No Holes)
13	GD0914-40	1	Hex Shaft, 7/8" x 40" (No Holes), 24 Row 20"
	GD0914-44	-	Hex Shaft, 7/8" x 44" (No Holes), 24 Row 22"
	GD0914-42	-	Hex Shaft, 7/8" x 42" (No Holes), 36 Row 20"
14	GD7867	1	Coupler, 3"
15	GD10068	1	Input Shaft, R.H. Threads
16	GD10070	1	Coupler W/R.H. Threads
17	G10496	2	External Inverted Snap Ring, 1 1/2"
18	GD10104	1	Input Hub
19	GA7137	1	Hub/Sleeve Assembly W/Spring Pins
	G10765	-	Spring Pin, 1/4" x 1"
	G10804	-	Spring Pin, 5/32" x 7/8"
20	GD9671	-	Spring, L.H.
21	GD10102	1	Stop Collar
22	GD11120	1	Rue Ring Cotter, 5/16"
23	GD10510	1	Actuator Arm
24	G10859	1	Spring Pin, 3/16" x 2 1/4"
25	G10253	3	Hex Socket Head Screw, No. 10-32 x 1/2"
	G10257	3	Lock Washer, No. 10
26	G10546	1	Spring Pin, 3/16" x 1 1/4"
27	GD13524-01	1	Lock Wire, 10", Stainless Steel
28	GA9479	1	Wiring Harness, 228", R.H. Side Of Machine, 24 Row 20", and 24 Row 22"
	GA9483	-	Wiring Harness, 252", R.H. Side Of Machine, 36 Row 20"
	GA9512	-	Wiring Harness, 516", L.H. Side Of Machine, All Sizes
29	G10996	-	Fork Terminal
30	GA10054	-	Ground Cable, Green
A	GA7111	-	Point Row Clutch Assembly, L.H. (Items 2-11, 15-27, and 30)

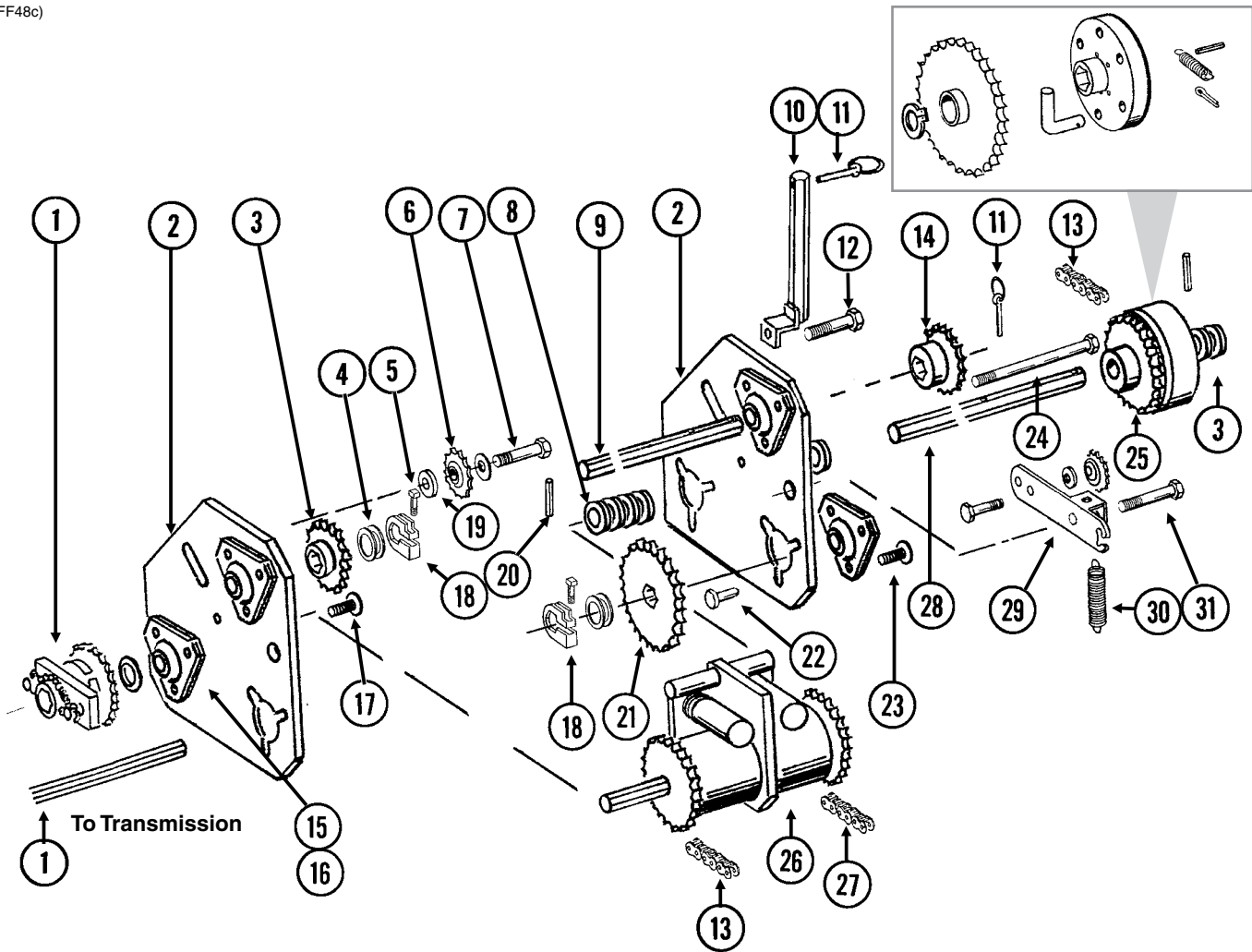
PRC023(FF47c/A7274/A10054)

Output Shaft



ITEM	PART NO.	QTY. (Per Assy.)	DESCRIPTION
1	GD10635	1	Threaded Rod, 1/4"-20 x 3 1/2"
	G10103	2	Hex Nut, 1/4"-20
	G10227	2	Lock Washer, 1/4"
	GD10282	2	Allen Nut, 1/4"-20
2	G10023	4	Hex Head Cap Screw, 1/4"-20 x 3/4"
	G10227	4	Lock Washer, 1/4"
	G10103	1	Hex Nut, 1/4"-20
3	GD10123	2	Spring
4	GD10636	1	Threaded Rod, 3/8"-16 x 4 1/4"
	G10108	2	Lock Nut, 3/8"-16
	G10229	2	Lock Washer, 3/8"
	G10101	2	Hex Nut, 3/8"-16
5	GA7463	1	Hub/Sleeve Assembly W/Seals, Sleeve, Pins And Screws
	GD10120	-	Seal
	GD10584	-	Sleeve
	G10873	-	Hex Socket Set Screw, 5/16"-18 x 3/4"
	G10872	-	Hex Socket Set Screw, 5/16"-18 x 1/4"
	G10804	-	Spring Pin, 5/32" x 7/8"
	G10765	-	Spring Pin, 1/4" x 1"
6	GA8393	2	Solenoid Complete
	GR1306	-	Snap Ring
	GR1303	-	Spring
	GR1304	-	Boot
	GR1305	-	Plunger
7	GD10510	2	Actuator Arm
8	GD10586	1	Bushing
9	GD10103	1	Mounting Plate
10	G10859	1	Spring Pin, 3/16" x 2 1/4"
11	G10876	3	Hex Socket Head Screw, No. 10-32 x 1/4"
12	GD9671	2	Spring, L.H.
13	GD10585	2	Stop Collar
14	GA9572	1	Hub W/Seal
	GD10120	-	Seal
15	G10496	2	External Inverted Snap Ring, 1 1/2"
16	GD10579	1	Output Sprocket, 28 Tooth
17	GD0914-10	1	Hex Shaft, 7/8" x 10" (No Holes)
18	GD11120	2	Rue Ring Cotter, 5/16"
19	GA9571	1	Hub W/Seal
	GD10120	-	Seal
20	G10460	1	Cotter Pin, 1/4" x 2"
21	G10374	3	Hex Socket Head Cap Screw, 1/4"-20 x 1"
	GD10588	3	Key
22	GD0914-40	1	Hex Shaft, 7/8" x 40" (No Holes), 24 Row 20"
	GD0914-44	-	Hex Shaft, 7/8" x 44" (No Holes), 24 Row 22"
	GD0914-42	-	Hex Shaft, 7/8" x 42" (No Holes), 36 Row 20"
23	GD7867	1	Coupler, 3"
24	GD10068	1	Input Shaft, R.H. Threads
25	GD10578	1	Input Sprocket, 28 Tooth
26	GD10638	1	Coupler W/R.H. Threads
27	G10996	-	Fork Terminal
28	GA7274	1	Jumper Wire W/Ring Terminals, 2 3/16"
29	GD14513	2	Felt Washer
30	GA9479	1	Wiring Harness, 228", R.H. Side Of Machine, 24 Row 20", and 24 Row 22"
	GA9483	-	Wiring Harness, 252", R.H. Side Of Machine, 36 Row 20"
	GA9512	-	Wiring Harness, 516", L.H. Side Of Machine, All Sizes
31	GD9672	-	Spring, R.H.

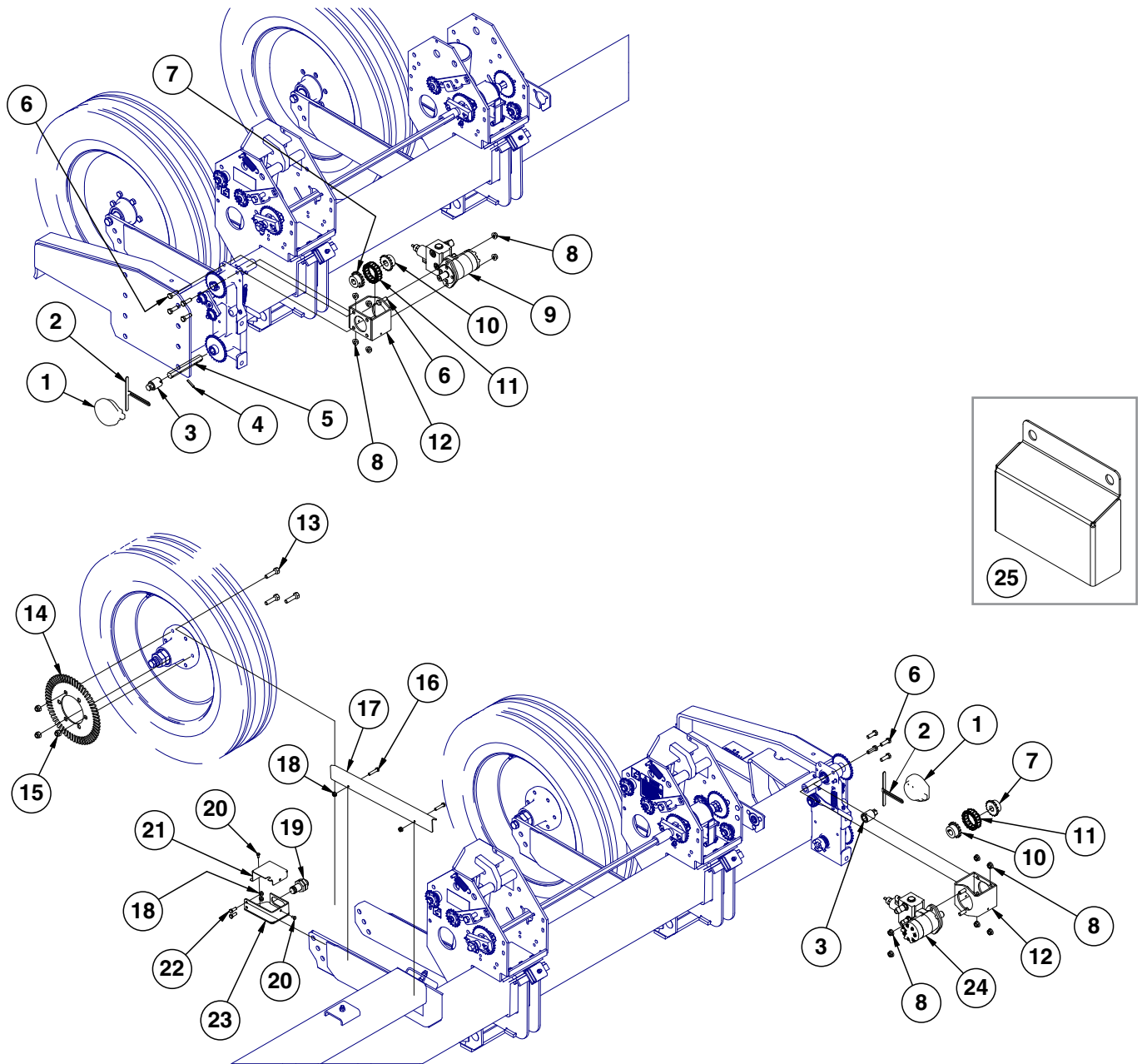
(FF48c)



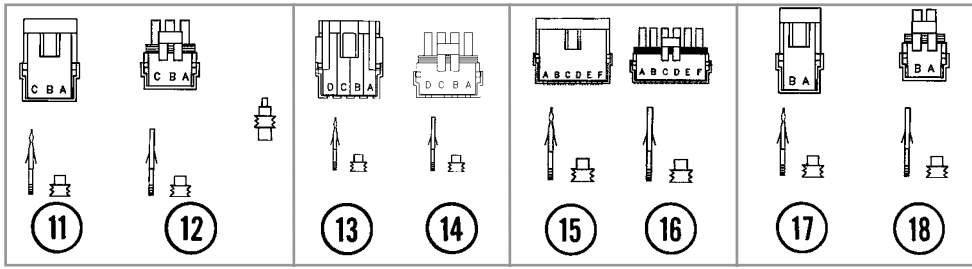
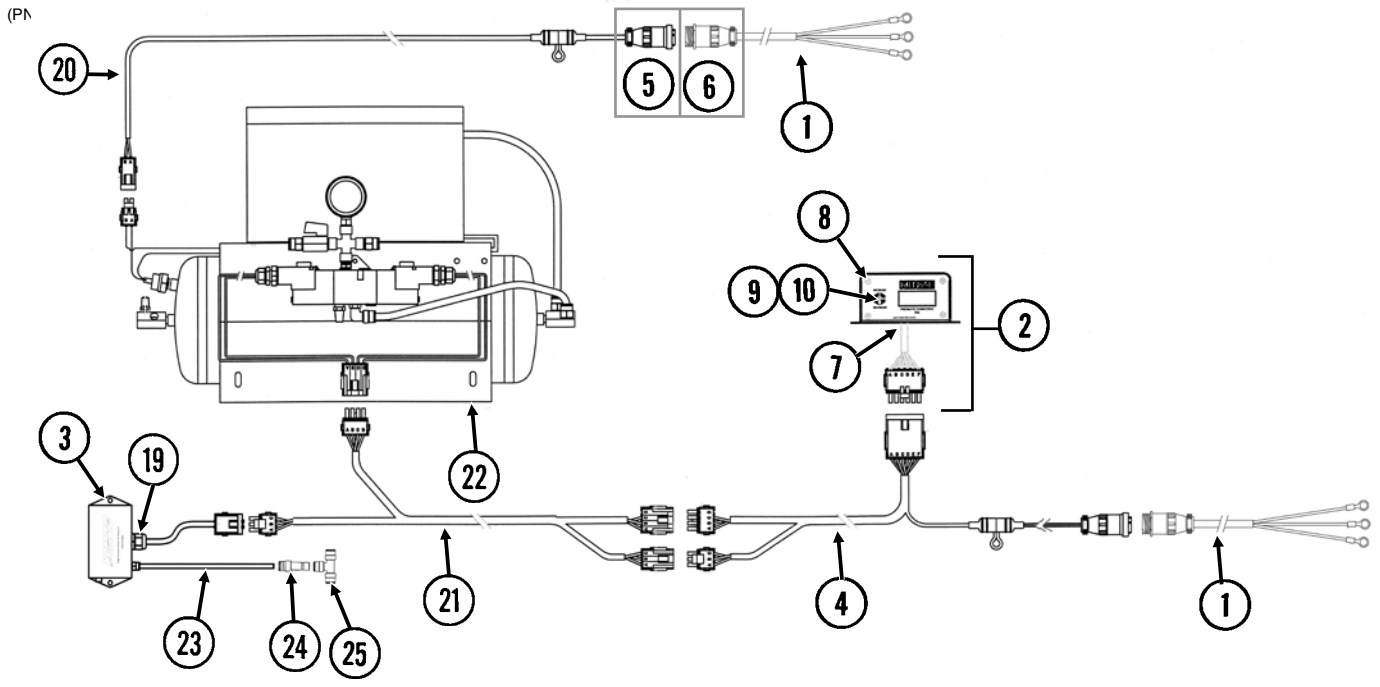
ITEM	PART NO.	QTY. (Per Assy.)	DESCRIPTION
1	---	-	<a href="#">See "Wheel Module Assembly" on page P123</a>
2	GD10327	2	Extension Plate
3	GA5113	1	Sprocket, 28 Tooth
4	G10233	1	Machine Bushing, 1", 10 Gauge
5	G10130	1	Square Head Machine Bolt, 5/16"-18 x 1 3/4"
	G10923	1	Flange Nut, 5/16"-18, No Serration
6	GA7154	1	Sprocket W/Bearing, 18 Tooth
7	G10053	1	Hex Head Cap Screw, 1/2"-13 x 2 1/2"
	G10168	1	Machine Bushing, 1/2", 7 Gauge
	G11389	3	Flat Washer, 1/2" SAE
	G10228	1	Lock Washer, 1/2"
	G10102	1	Hex Nut, 1/2"-13
8	G10233	-	Machine Bushing, 1", 10 Gauge (As Required)
9	GD10547	1	Jack Shaft, 7/8" x 13"
10	GA7313	1	Sprocket Storage Rod
11	GD2558	2	Lynch Pin, 1/4"
12	G10037	1	Hex Head Cap Screw, 1/2"-13 x 1 1/4"
	G11389	1	Flat Washer, 1/2" SAE
	G10228	1	Lock Washer, 1/2"
	G10102	1	Hex Nut, 1/2"-13



ITEM	PART NO.	QTY. (Per Assy.)	DESCRIPTION
13	G3310-68	2	Chain, No. 40, 68 Pitch Including Connector Link
	GR0912	-	Connector Link, No. 40
	GR0911	-	Offset Link, No. 40
14	GA5105	1	Sprocket, 15 Tooth
	GA5106	1	Sprocket, 17 Tooth
	GA5109	-	Sprocket, 24 Tooth
	GA5112	1	Sprocket, 27 Tooth
	GA5108	-	Sprocket, 23 Tooth (From Transmission)
	GA5110	-	Sprocket, 25 Tooth (From Transmission)
	GA5111	-	Sprocket, 26 Tooth (From Transmission)
15	G3400-01	-	Flangette
16	G2100-03	-	Bearing, 7/8" Hex Bore, Spherical
17	G10338	3	Carriage Bolt, 5/16"-18 x 1 1/4"
	G10232	3	Lock Washer, 5/16"
	G10106	3	Hex Nut, 5/16"-18
18	GD11045	1	Lock Clamp
19	GD10637	1	Stepped Spacer, 1/2"
20	G10602	2	Spring Pin, 1/4" x 1 1/2"
21	GA5194	1	Sprocket, 50 Tooth
22	G10408	1	Clevis Pin, 5/16" x 3/4"
	G10409	1	Retaining Ring, 5/16"
23	G10302	9	Carriage Bolt, 5/16"-18 x 7/8"
	G10232	9	Lock Washer, 5/16"
	G11386	-	Flat Washer, 5/16" SAE
	G10106	9	Hex Nut, 5/16"-18
24	G10595	1	Hex Head Cap Screw, 3/8"-16 x 10"
	G10108	1	Lock Nut, 3/8"-16
25	GA7321	-	Overrunning Sprocket Assembly, L.H.
	G10430	1	External Retaining Ring, 1 1/4"
	GD1255	6	L-Pin
	G10546	6	Spring Pin, 3/16" x 1 1/4"
	G10470	6	Cotter Pin, 5/32" x 1"
	GD10366	6	Spring
	GA7317	1	Block
	GA7319	1	Sprocket W/Bushing, 30 Tooth
26	---	-	<a href="#">See "Two-Speed Point Row Clutch" on page P131</a>
27	G3310-82	1	Chain, No. 40, 82 Pitch Including Connector Link
	GR0912	-	Connector Link, No. 40
	GR0911	-	Offset Link, No. 40
28	GD10548	1	Output Shaft, 7/8" x 12"
29	GA9919	1	Idler W/Sprocket And Hardware, R.H.
	GA7154	-	Sprocket W/Bearing, 18 Tooth
	G10017	-	Hex Head Cap Screw, 1/2"-13 x 1 1/2"
	G10128	-	Machine Bushing, 1/2", 14 Gauge
	G10501	-	Hex Jam Nut, 1/2"-13, Grade 2
30	GD5857	2	Spring
31	G10036	1	Hex Head Cap Screw, 5/8"-11 x 4"
	G11391	1	Flat Washer, 5/8" SAE
	G10107	1	Lock Nut, 5/8"-11
	G10104	1	Hex Nut, 5/8"-11
A	G1K269	-	Lock Clamp Kit (Items 5 And 18)

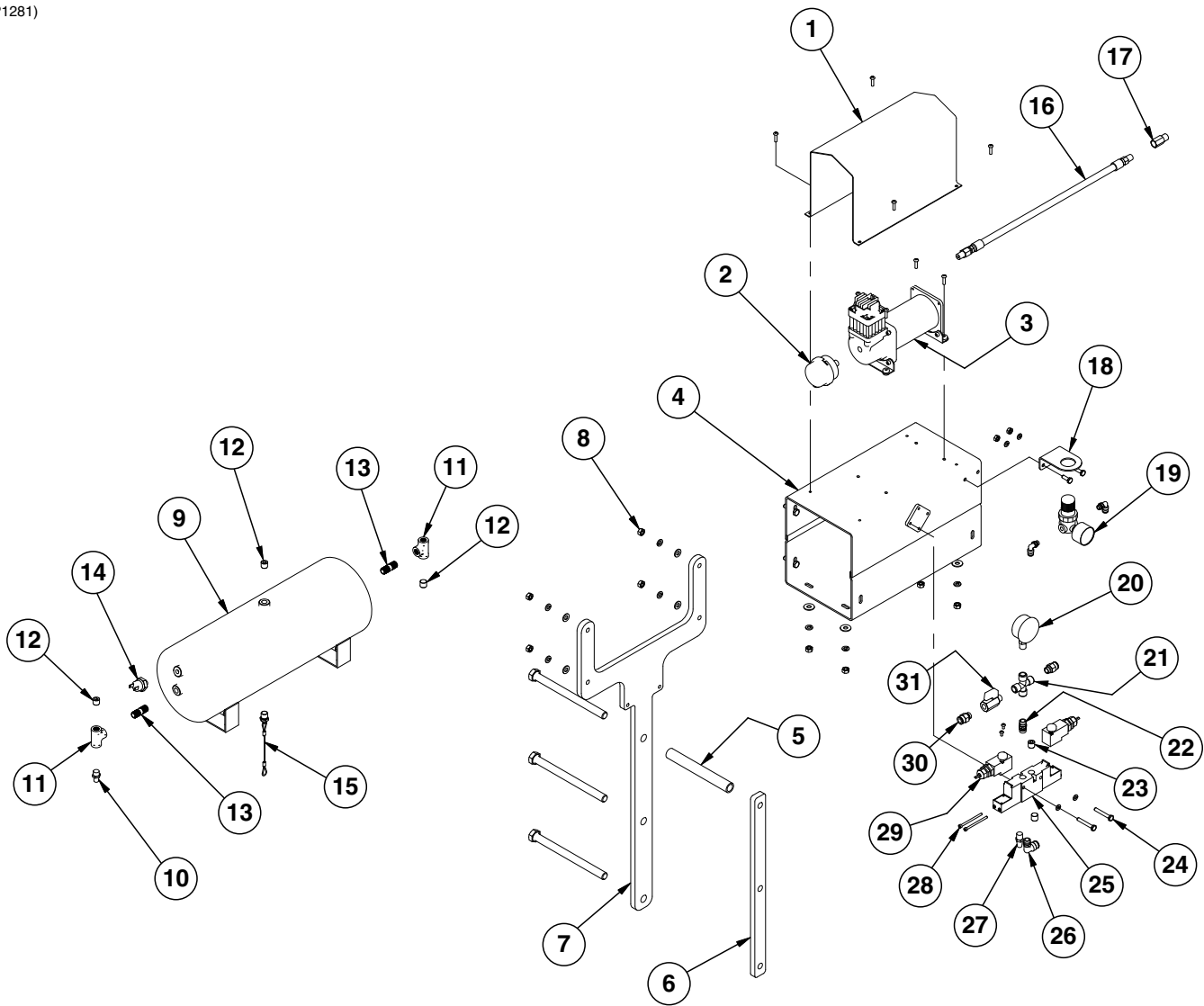


ITEM	PART NO.	QTY.	DESCRIPTION
1	GA12565	2	Encoder Module
2	GD23716	2	Anti-Rotation Encoder Bracket
3	GA12661	2	Hex Adapter Encoder
	G11242	4	Hex Socket Set Screw, ¼"-20 x ⅜"
4	G10602	1	Spring Pin, ¼" x 1½"
5	GD24364	1	Shaft, Transmission Bottom
6	G10017	12	Hex Head Cap Screw, ½"-13 x 1½"
7	GD16489	2	Coupler, ⅞" Hex
8	G10071	12	Serrated Flange Nut, ½"-13
9	GA13661	1	Hydraulic Motor Assembly, L.H.
10	GD16490	2	Coupler, 1" I.D.
11	G3317-16	2	Chain, Double No. 40, 16 Pitches
	GR1790	-	Connector Link, Double No. 40
12	GA16341	2	Motor Mount
13	GD24354	3	Hub Bolt, ⅙"-18
14	GD24353	1	Jump Start Wheel
15	G11520	3	Locknut, ⅙"-18
16	G10047	2	Hex Head Cap Screw, ⅜"-16 x 1¼"
17	GD23717	1	Wheel Arm Cover
18	G10622	4	Serrated Flange Nut, ⅜"-16
19	GA13204	1	Hall Effect Sensor
20	G10022	2	Hex Head Cap Screw, ¼"-20 x ½"
21	GD23718	1	Jump Start Cover
22	G10001	2	Hex Head Cap Screw, ⅜"-16 x 1"
23	GA16342	1	Jump Start
24	GA13660	1	Hydraulic Motor Assembly
25	GD26965	1	Encoder Shield
	G10027	4	Hex Head Cap Screw, ¾"-10 x 2 ½"
	G10231	4	Lock Washer, ¾"
	G10105	2	Hex Nut, ¾"-10



ITEM	PART NO.	QTY.	DESCRIPTION
1	GA17547	2	Power Lead Adapter
2	GA12644	1	Control Console Assembly
3	GA14846	1	High Pressure Sensor (0-120 PSI)
4	GA12645	1	Wiring Harness W/Fuse Holder And Fuse, 206"
	GD14258	-	Fuse Holder
	GD14660	-	Fuse, 2 Amp Delay Action
5	G1K268	-	Console Cable Connector Kit, Includes: (1) 3-Pin Connector, (1) Cable Clamp, (1) Lock Ring, (3) Female Terminal Pins
6	G1K267	-	Console Cable Connector Kit, Includes: (1) 3-Pin Connector, (1) Cable Clamp, (3) Male Terminal Pins
7	GA9963	1	Strain Relief
8	GR1292	4	Pan Head Screw, No. 8-32 x 1/2"
9	GR1363	1	Hex Face Nut, 1 1/2"-32
10	GA6978	1	Switch, 3 Position Toggle, ON-OFF-ON
11	G1K248	-	3-Pin Female Connector Kit (Black), Includes: (3) 3-Pin Female Housings, (9) Pin Contacts, (9) Seals
12	G1K252	-	3-Pin Male Connector Kit (Black), Includes: (3) 3-Pin Male Housings, (9) Socket Contacts, (9) Seals
13	GA8328	-	4-Pin Female Connector Kit, Includes: (1) 4-Pin Female Housing, (4) Pin Contacts, (4) Seals
14	GA8329	-	4-Pin Male Connector Kit, Includes: (1) 4-Pin Male Housing, (4) Socket Contacts, (4) Seals
15	G1K396	-	6-Pin Female Connector Kit (Black), Includes: (3) 6-Pin Female Housings, (18) Pin Contacts, (18) Seals
16	G1K395	-	6-Pin Male Connector Kit (Black), Includes: (3) 6-Pin Male Housings, (18) Socket Contacts, (18) Seals
17	G1K321	-	2-Pin Female Connector Kit (Black), Includes: (3) 2-Pin Female Housings, (6) Pin Contacts, (6) Seals
18	G1K320	-	2-Pin Male Connector Kit (Black), Includes: (3) 2-Pin Male Housings, (6) Socket Contacts, (6) Seals
19	GA9964	2	Strain Relief
20	GA16391	1	Wiring Harness W/Fuse Holder And Fuse, 40'
	GD14258	-	Fuse Holder
	GD18275	-	Fuse, 20 Amp
21	GA12669	1	Wiring Harness, 40'
22	---	-	<a href="#">See "Air Compressor and Dual Solenoid Assembly" on page P139</a>
23	GD17151-06	1	Nylon Tubing, 1/4" O. D. x 1 1/2'
24	GD18796	1	Reducer, 3/8" To 1/4"
25	GD18010	1	Tee, 3/8" Tube Union

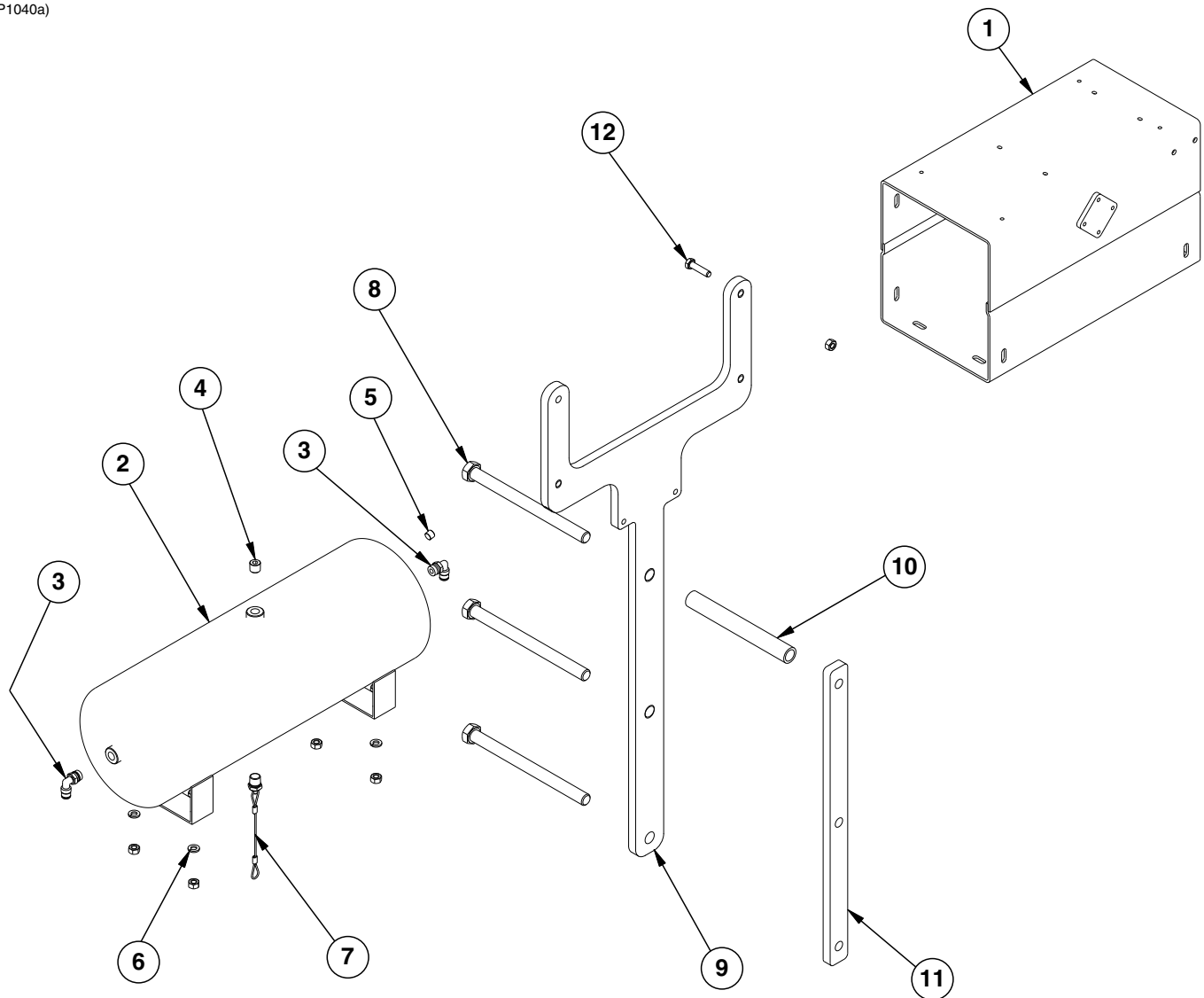
(IP1281)



ITEM	PART NO.	QTY.	DESCRIPTION
1	GD18112	1	Cover
	G11066	4	Phillips Pan Head Machine Screw, No. 10-24 x 3/4", Stainless Steel
	G10992	4	Serrated Flange Nut, No. 10-24
2	GA14127	1	Filter Assembly
	GR1943	-	Filter
3	GA12102	1	Air Compressor
	G11066	4	Phillips Pan Head Machine Screw, No. 10-24 x 3/4", Stainless Steel
	G10992	4	Serrated Flange Nut, No. 10-24
	GR2233		Vibration Isolator Gromet, 4 Pack
4	GA12358	1	Mount
	G10019	4	Hex Head Cap Screw, 5/16"-18 x 1"
	G10232	4	Lock Washer, 5/16"
	G11386	4	Flat Washer, 5/16" SAE
	G10106	4	Hex Nut, 5/16"-18
5	GD3180-33	1	Sleeve, 7"
6	GD18901	1	Tap Block, Long

ITEM	PART NO.	QTY.	DESCRIPTION
7	GD20044	1	Compressor Mount, 36 Row 20"
	GD26144	3	Offset Compressor Mount, 24 Row 20" and 24 Row 22"
	G10341		Hex Head Cap Screw, 5/8"-11 x 8"
8	G10106	4	Hex Nut, 5/16"-18
	G10232	4	Lock Washer, 5/16"
	G11386	4	Flat Washer, 5/16" SAE
	G10171	4	Hex Head Cap Screw, 5/16"-18 x 1 1/4"
9	GA11988	1	Tank, 3 Gallon
10	GA13512	1	Valve Stem, 1/4" NPT
11	GD19237	2	Tee, 1/4" NPT
12	GD17156	3	Plug, 1/4" NPT
13	GD19238	2	Close Nipple, 1/4" NPT
14	GR1778	1	Pressure Switch
15	GA11991	1	Drain, 1/4" NPT
16	GR1951	1	Leader Hose without Check Valve
17	GR1921	1	Check Valve
18	GD18084	1	Regulator Bracket
	G10023	2	Hex Head Cap Screw, 1/4"-20 x 3/4"
	G10227	2	Lock Washer, 1/4"
	G10103	2	Hex Nut, 1/4"-20
19	GA12629	1	Mini Regulator W/Gauge
	GD19080	2	Elbow, 1/4" x 1/8" NPT Swivel
20	GA21405	1	Pressure Gauge
21	GD18078	1	Female Cross, 1/4" NPT
22	GD17154	1	Connector, 1/4" Male NPT
23	GD17156	2	Plug, 1/4" NPT
24	G10040	2	Hex Head Cap Screw, 1/4"-20 x 1 3/4"
	G10227	2	Lock Washer, 1/4"
25	GA11993	1	Block
26	GD17143	1	Swivel Elbow, 1/4" NPT x 3/8"
27	GA11997	1	Breather, 1/4" NPT
28	GR1952	4	Socket Head Cap Screw, #8-32 x 2"
	GR1953	4	O-Ring
	G10256	4	Lock Washer, No. 8
29	GA11994	2	Solenoid
	G11311	4	Phillips Pan Head Machine Screw
30	GD17141	2	Connector, 1/4" Male NPT
31	GA11992	1	Shutoff Valve, 1/4" NPT
A	GA12626	-	Air Compressor Assembly (Items 1-4 and 9-15)
B	GA11995	-	Dual Solenoid Assembly (Items 20-31) (only applicable with pneumatic down pressure option)
C	GR1783	-	Valve Seal Repair Kit

(IP1040a)

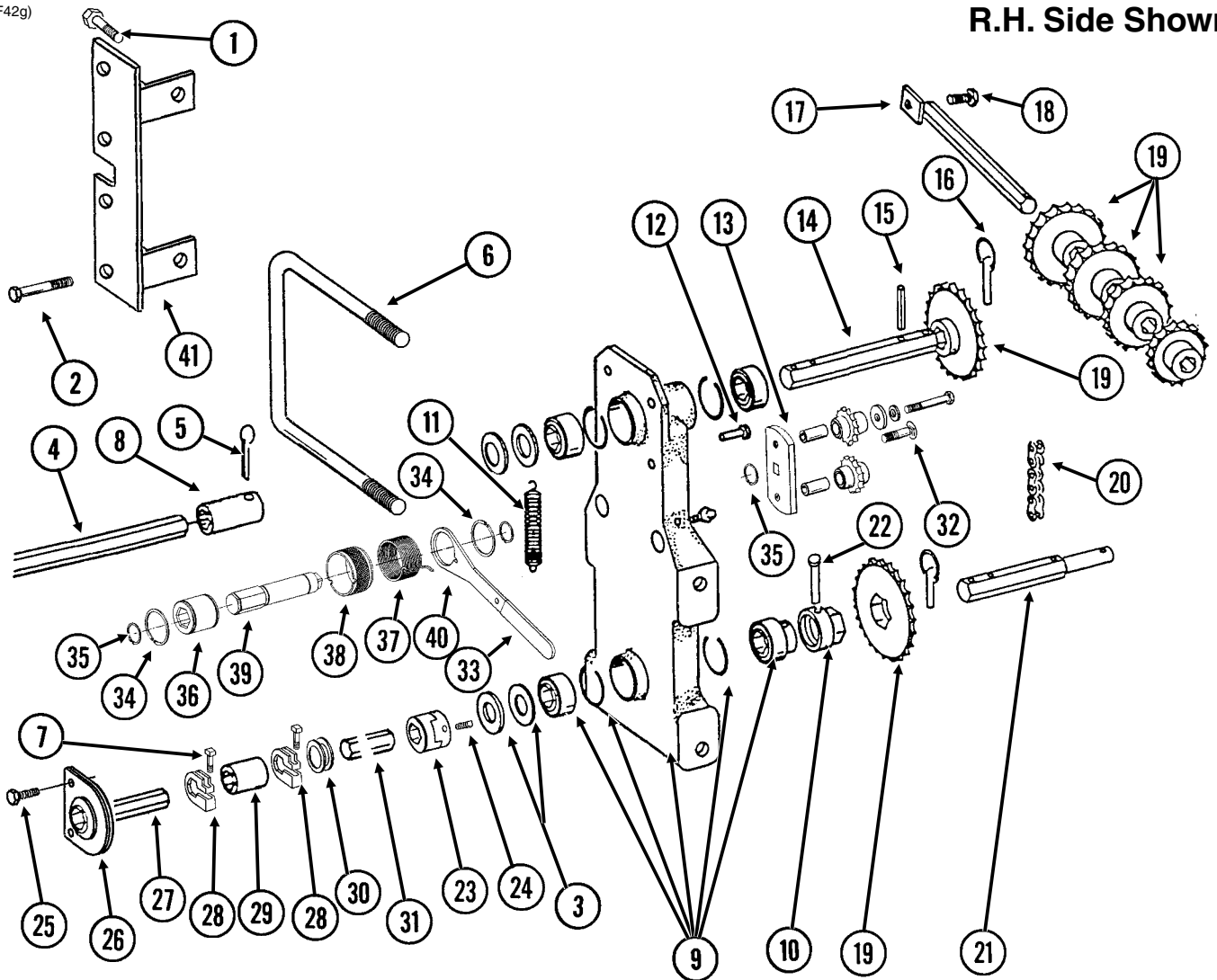


ITEM	PART NO.	QTY.	DESCRIPTION
1	GA12358	1	Compressor Mount
2	GA11988	1	Tank, 3 Gallon
3	GD17148	2	Male Connector, 1/4"
4	GD17156	1	Plug, 1/4" NPT
5	GD19079	1	Plug, 1/8" NPT
6	G10620 G10043	4	Serrated Flange Nut, 5/16"-18 Hex Head Cap Screw, 5/16"-18 x 3/4"
7	GA11991	1	Drain, 1/4" NPT
8	G10341	3	Hex Head Cap Screw, 5/8"-11 x 8"
9	GD20044	1	Bracket
10	GD3180-33	1	Sleeve, 7"
11	GD18901	1	Tap Block, Long
12	G10171 G10620	4	Hex Head Cap Screw, 5/16"-18 x 1 1/4" Serrated Flange Nut, 5/16"-18



(FF42g)

R.H. Side Shown



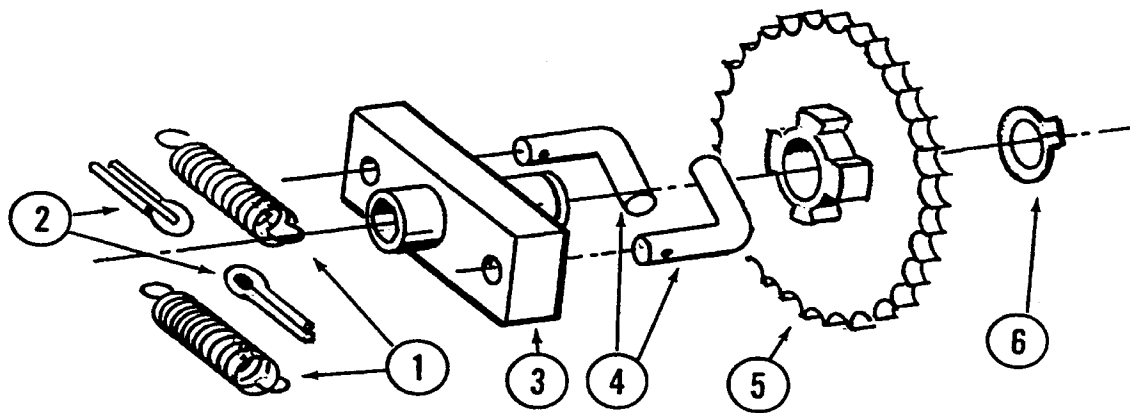
ITEM	PART NO.	QTY. (Per Assy.)	DESCRIPTION
1	G10008	2	Hex Head Cap Screw, 5/8"-11 x 2"
	G10230	2	Lock Washer, 5/8"
	G10104	2	Hex Nut, 5/8"-11
2	G10028	4	Hex Head Cap Screw, 3/4"-10 x 3"
	G10231	4	Lock Washer, 3/4"
	G11392	4	Flat Washer, 3/4" SAE
	G10105	2	Hex Nut, 3/4"-10
	---	-	<a href="#">See "Wheel Module Assembly" on page P123</a>
3	G10233	4	Machine Bushing, 1", 10 Gauge
4	---	-	<a href="#">See "Wheel Module Assembly" on page P123</a>
5	G10460	1	Cotter Pin, 1/4" x 2"
6	GD1114	1	U-Bolt, 7" x 7" x 5/8"-11
	G10107	2	Lock Nut, 5/8"-11
7	G10130	2	Square Head Machine Bolt, 5/16"-18 x 1 3/4"
	G10923	2	Flange Nut, 5/16"-18, No Serration
8	GD7867	1	Coupler, 3"

Continued on the next page.

ITEM	PART NO.	QTY. (Per Assy.)	DESCRIPTION
9	GA5629	1	Transmission Plate W/Bearings, Grease Fittings And Retaining Rings
	GA5116	3	Bearing, 7/8" Hex Bore, Cylindrical
	GA5624	1	Special Bearing, 7/8" Hex Bore x 1.6"
	GD6551	4	Ring
	G10640	-	Grease Fitting, 1/4"-28
10	GD7127	1	Shear Coupler
11	GD5857	1	Spring
12	G10478	1	Clevis Pin, 5/16" x 1"
	G10409	1	Retaining Ring, 5/16"
13	GA7336	1	Idler W/Bolt-On Sprockets
	GD7426	-	Sprocket, 12 Tooth
	GD1026	-	Sleeve, 1 3/16" Long
	G11387	-	Flat Washer, 3/8" SAE
	G10229	-	Lock Washer, 3/8"
	G10047	-	Hex Head Cap Screw, 3/8"-16 x 1 3/4"
14	GD5835	1	Shaft, 7/8" x 7"
15	G10602	3	Spring Pin, 1/4" x 1 1/2"
16	GD2558	3	Lynch Pin, 1/4"
17	GA5146	1	Sprocket Storage Rod
18	G10017	1	Hex Head Cap Screw, 1/2"-13 x 1 1/2"
	G10228	1	Lock Washer, 1/2"
	G10102	1	Hex Nut, 1/2"-13
19	GA5106	1	Sprocket, 17 Tooth
	GA5107	1	Sprocket, 19 Tooth
	GA5108	2	Sprocket, 23 Tooth
	GA5109	1	Sprocket, 24 Tooth
	GA5110	1	Sprocket, 25 Tooth
	GA5111	1	Sprocket, 26 Tooth
	GA5112	1	Sprocket, 27 Tooth
	GA5113	1	Sprocket, 28 Tooth
20	G3310-80	1	Chain, No. 40, 80 Pitch Including Connector Link
	GR0912	-	Connector Link, No. 40
21	GD7822	1	Shaft, 7/8" x 7"
22	G10821	1	Clevis Pin, 3/16" x 2"
	G10455	1	Cotter Pin, 1/16" x 1/2"
23	GB0287	2	Coupler
24	G10131	4	Square Head Set Screw, 5/16"-18 x 3/4"
25	G10004	2	Hex Head Cap Screw, 3/8"-16 x 1 1/4"
	G10229	2	Lock Washer, 3/8"
	G10101	2	Hex Nut, 3/8"-16
26	GA2180	1	Hanger Bearing, 7/8" Hex Bore, 36 Row 20" Only
27	GD0914-152	-	Hex Shaft, 7/8" x 152" (No Holes), L.H. Side, 36 Row 20"
	GD0914-224	-	Hex Shaft, 7/8" x 224" (No Holes), L.H. Side, 24 Row 20"
	GD0914-123	-	Hex Shaft, 7/8" x 123" (No Holes), L.H. Side, 24 Row 22"
	GD0914-152	-	Hex Shaft, 7/8" x 152" (No Holes), R.H. Side, 36 Row 20"
	GD0914-234	-	Hex Shaft, 7/8" x 234" (No Holes), R.H. Side, 24 Row 20"
	GD0914-128	-	Hex Shaft, 7/8" x 128" (No Holes), R.H. Side, 24 Row 22"
28	GD11045	2	Lock Clamp
29	GD1719	1	Coupler, 4", 24 Row 30"
30	G10233	1	Machine Bushing, 1", 10 Gauge

ITEM	PART NO.	QTY. (Per Assy.)	DESCRIPTION
31	GD0914-208	-	Hex Shaft, 7/8" x 208" (No Holes), R.H. Side, 36 Row 20"
	GD0914-198	-	Hex Shaft, 7/8" x 198" (No Holes), L.H. Side, 36 Row 20"
	GD0914-128	-	Hex Shaft, 7/8" x 128" (No Holes), R.H. Side, 24 Row 22"
	GD0914-123	-	Hex Shaft, 7/8" x 123" (No Holes), L.H. Side, 24 Row 22"
32	G11100	1	Hex Socket Button Head Cap Screw, 1/4"-20 x 1/2", Grade 8
	G10227	1	Lock Washer, 1/4"
	G11453	1	Fender Washer, 1/4"
33	G11078	1	Vinyl Cap
34	G10496	2	External Inverted Snap Ring, 1 1/2"
35	G11075	3	External Inverted Snap Ring, 7/8"
36	GD14432	1	Sleeve, 1 1/4"
37	GD14413	-	Torsion Spring, L.H. (Shown)
	GD14414	1	Torsion Spring, R.H.
38	GD19343	1	Release Collar, R.H.(Shown)
	GD19344	-	Release Collar, L.H.
39	GD14427	1	Tightener Shaft, 4 7/8"
40	GD14431	1	Handle
41	GA9524	-	Mount, 36 Row 20" Only (Shown)
A	G1K269	-	Lock Clamp Kit (Items 7 And 28)
B	G1K378	1	Wrap Spring Wrench Replacement Kit, Blue Collar, R.H. (Items 32-40)
	G1K379	-	Wrap Spring Wrench Replacement Kit, Gray Collar, L.H. (Items 32-40)

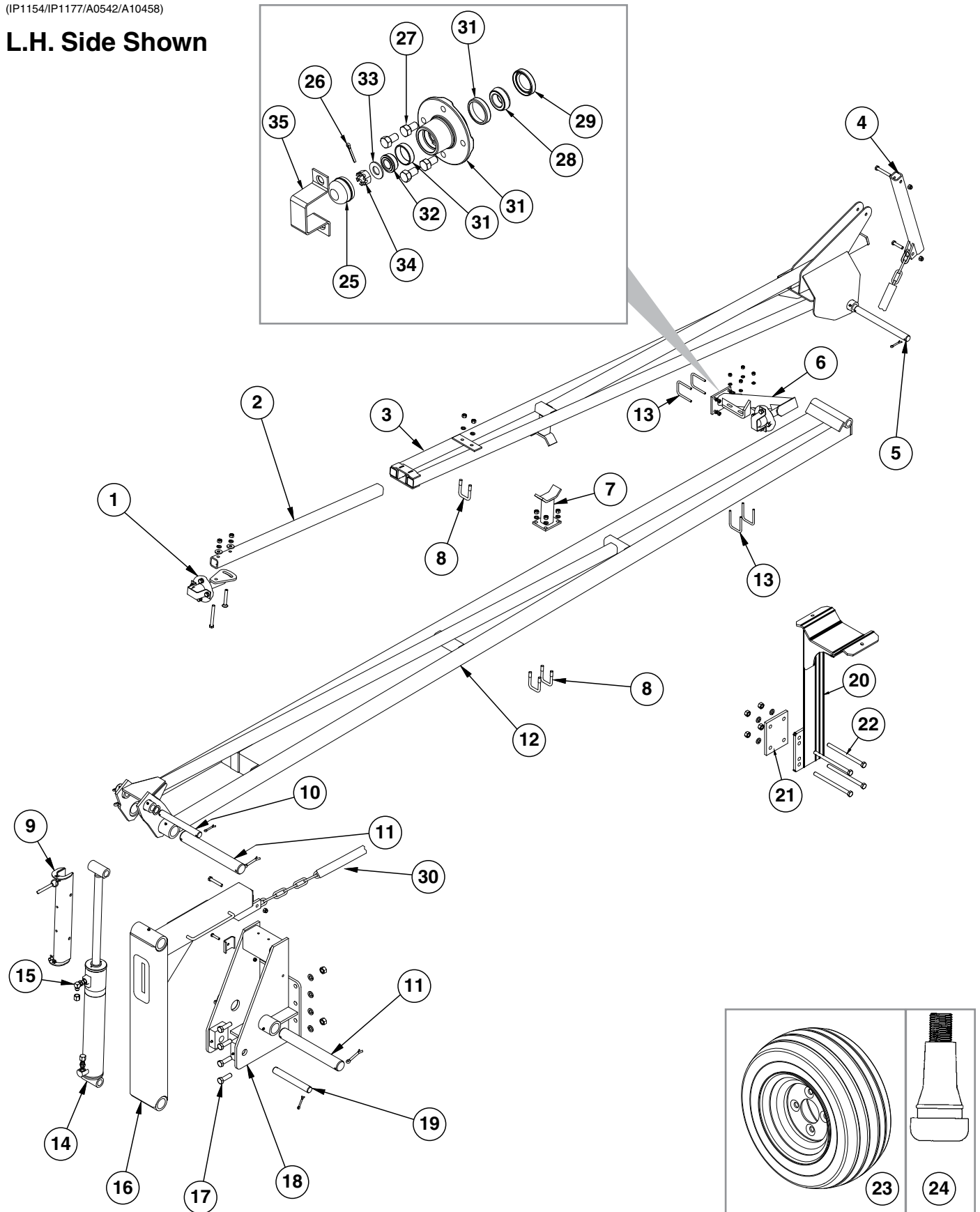
PTD016(TWL12)



ITEM	PART NO.	QTY. (Per Assy.)	DESCRIPTION
1	GD1256	2	Spring
2	G10453	2	Cotter Pin, 3/16" x 1"
3	GA0378	1	Block And Hub Assembly
4	GD1255	2	L-Pin
5	GA5165	1	Sprocket, 30 Tooth
6	G10430	1	External Retaining Ring, 1 1/4"
A	GA5164	-	Ratchet/Sprocket Assembly (Items 1-6)

(IP1154/IP1177/A0542/A10458)

L.H. Side Shown

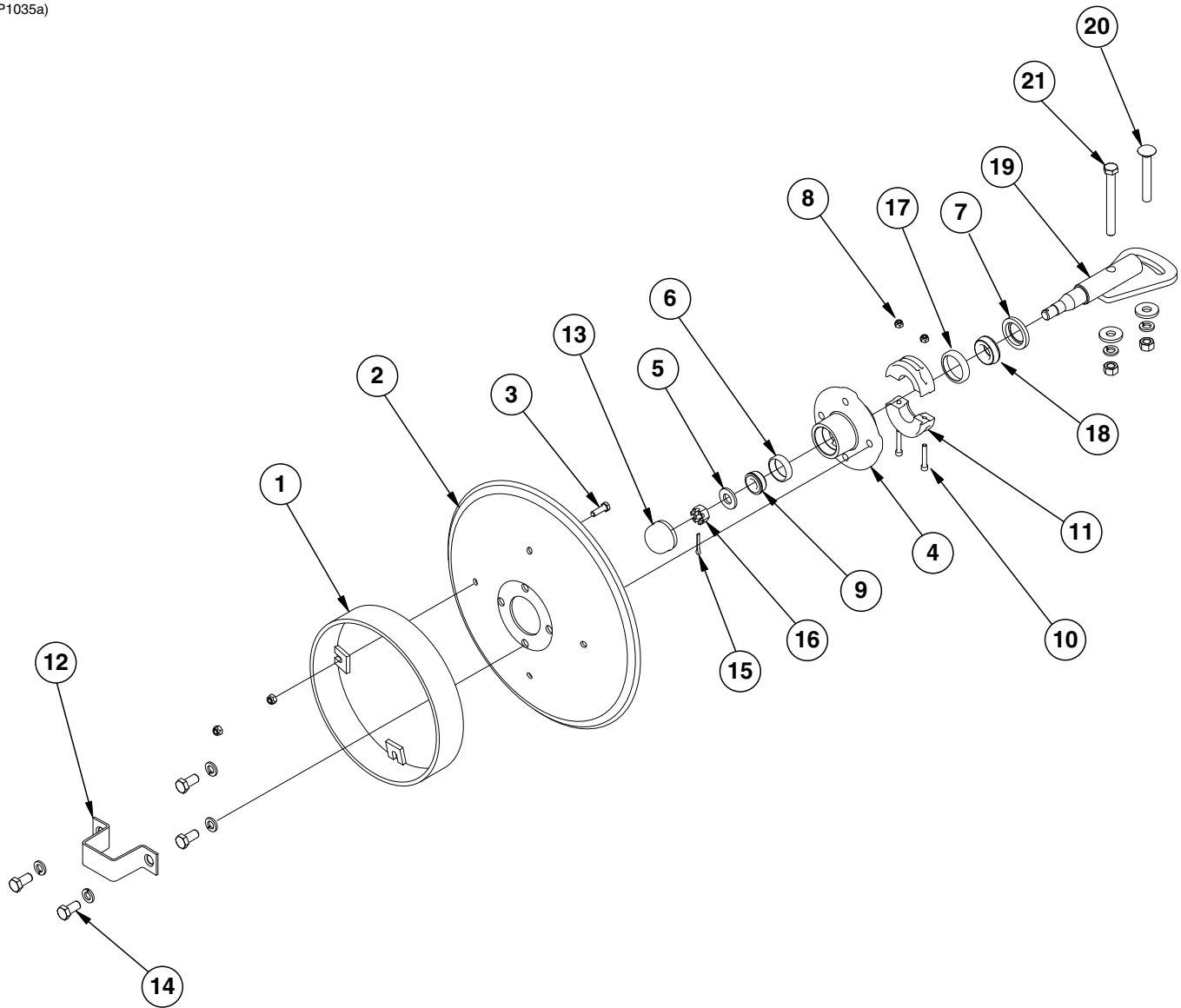


ITEM	PART NO.	QTY. (Per Assy.)	DESCRIPTION
1	---	1	<a href="#">See "Row Marker Spindle/Hub/Blade" on page P149</a>
2	GD0453-07 GD0453-11	1	Extension Tube, 45" Extension Tube, 35", 24 Row 20" and 24 Row 22"
3	GA9103 GA12690 GA12695 G10640	1 - - -	Arm W/Grease Fittings, Third Stage, 117", 36 Row 20" Arm W/Grease Fittings, Third Stage, 57", 24 Row 20" Arm W/Grease Fittings, Third Stage, 65", 24 Row 22" Grease Fitting, 1/4"-28
4	GA6860 GA13485 G10581 G10111 G10033	1 - 1 3 1	Control Arm, 24 Row 22" and 36 Row 20" Control Arm, 24 Row 20" Hex Head Cap Screw, 1/2"-13 x 2 1/4" Lock Nut, 1/2"-13 Hex Head Cap Screw, 1/2"-13 x 3 1/2"
5	GD0704 G10460	1 6	Pin, 1 1/4" x 14" Cotter Pin, 1/4" x 2"
6	GA0160R GA0160L	1 -	Support, R.H. Support, L.H. (Shown)
7	GA9101 GA12803	1 -	Stop Weld, 36 Row 20" Stop Weld, 24 Row 20"
8	GD2721 G10228 G10102	3 2-8 2-8	U-Bolt, 2" x 2" x 1/2"-13 Lock Washer, 1/2" Hex Nut, 1/2"-13
9	GA8172 G10536	1 -	Safety Lockup W/Detent Pins, 20" Detent Pin, 1/2" x 2 1/2" Grip
10	GD9964 G10159 G10460	1 2 2	Pin, 1 1/4" x 10 1/2" Washer, 1 7/8" Cotter Pin, 1/4" x 2"
11	GD0677 G10461	2 4	Pin, 2 1/8" x 15 3/4" Cotter Pin, 3/8" x 3"
12	GA9102 GA12692 GA9612 G10640	1 - - -	Arm W/Grease Fittings, Second Stage, 185", 36 Row 20" Arm W/Grease Fittings, Second Stage, 120", 24 Row 20" Arm W/Grease Fittings, Second Stage, 136", 24 Row 22" Grease Fitting, 1/4"-28
13	GD19212 G11387 G10108	4 4 4	U-Bolt, 2 1/2" x 3/8"-16 Lock Washer, 3/8" Hex Nut, 3/8"-16
14	---	-	<a href="#">See "Row Marker (Cushion) Cylinder" on page P156</a>
15	G6801-08 G6400-08 GR1037 G6400-08-04 GR1464 G304-C-8	1 1 - 2 - -	Elbow W/O-Ring, 90°, 3/4"-16 Male JIC To O-Ring Connector W/O-Ring, 3/4"-16 Male JIC To O-Ring O-Ring Connector W/O-Ring, 3/4"-16 Male JIC To 7/16"-20 O-Ring O-Ring Cap Nut, 3/4"-16
16	GA6870 G10038	1 1	Arm, First Stage Hex Head Cap Screw, 1/2"-13 x 3"
17	G10027 G10231 G10105	8 8 6	Hex Head Cap Screw, 3/4"-10 x 2 1/2" Lock Washer, 3/4" Hex Nut, 3/4"-10
18	GA4031 G10640 GD5875 G10108 G10047	1 - 1 1 1	Mount W/Grease Fittings Grease Fitting, 1/4"-28 Hose Clamp, 9/16" x 2 1/2" x 2" Lock Nut, 3/8"-16 Hex Head Cap Screw, 3/8"-16 x 1 3/4"
19	GD10186 G10460	1 2	Pin, 1 1/4" x 9 1/2" Cotter Pin, 1/4" x 2"

ITEM	PART NO.	QTY. (Per Assy.)	DESCRIPTION
20	GA12434	1	Marker Tire Support
21	GD9622	1	Plate
22	G10152	4	Hex Head Cap Screw, 5/8"-11 x 9"
	G10104	4	Hex Nut, 5/8"-11
	G10230	4	Lock Washer, 5/8"
23	GD0841	1	Tube Type Tire, 16" x 6.5" x 8" (Specify Brand*)
	GD1364	1	Tube (Not Shown)
	GA0246	1	Rim, T8 x 5.38" x 4
24	GA10458	1	Valve Stem
25	GD0840	1	Dust Cap
26	G10544	1	Cotter Pin, 5/32" x 1"
27	GD3248	4	Lug Bolt, 1/2"-20 x 1 1/4"
28	GA0245	1	Bearing
29	GD21540	1	Grease Seal
30	G3302-05	1	Coil Chain, No. 9/0, 79 Links, 36 Row 20"
	G3302-11	-	Coil Chain, No. 9/0, 52 Links, 24 Row 20"
	G3302-01	-	Coil Chain, No. 9/0, 60 Links, 24 Row 22"
	GD10674-01	-	Nylon Cover, 141", 36 Row 20"
	GD10674-04	-	Nylon Cover, 100", 24 Row 20" and 24 Row 22"
31	GA0167	1	Hub W/Cups, 4 Bolt
	GR0151	-	Outer Cup
	GR0150	-	Inner Cup
	GB0165	-	Hub, 4 Bolt
32	GA0257	1	Bearing
33	G11391	1	Flat Washer, 5/8" SAE
34	G10725	1	Slotted Hex Nut, 5/8"-18
35	GD2597	1	Retainer
A	GA0542	1	Tire And Rim Assembly (Item 23)

\*Specific brand requests will be supplied only as available from current Kinze Repair Parts stock. If a specific brand requested is not in stock, the brand available will be supplied.

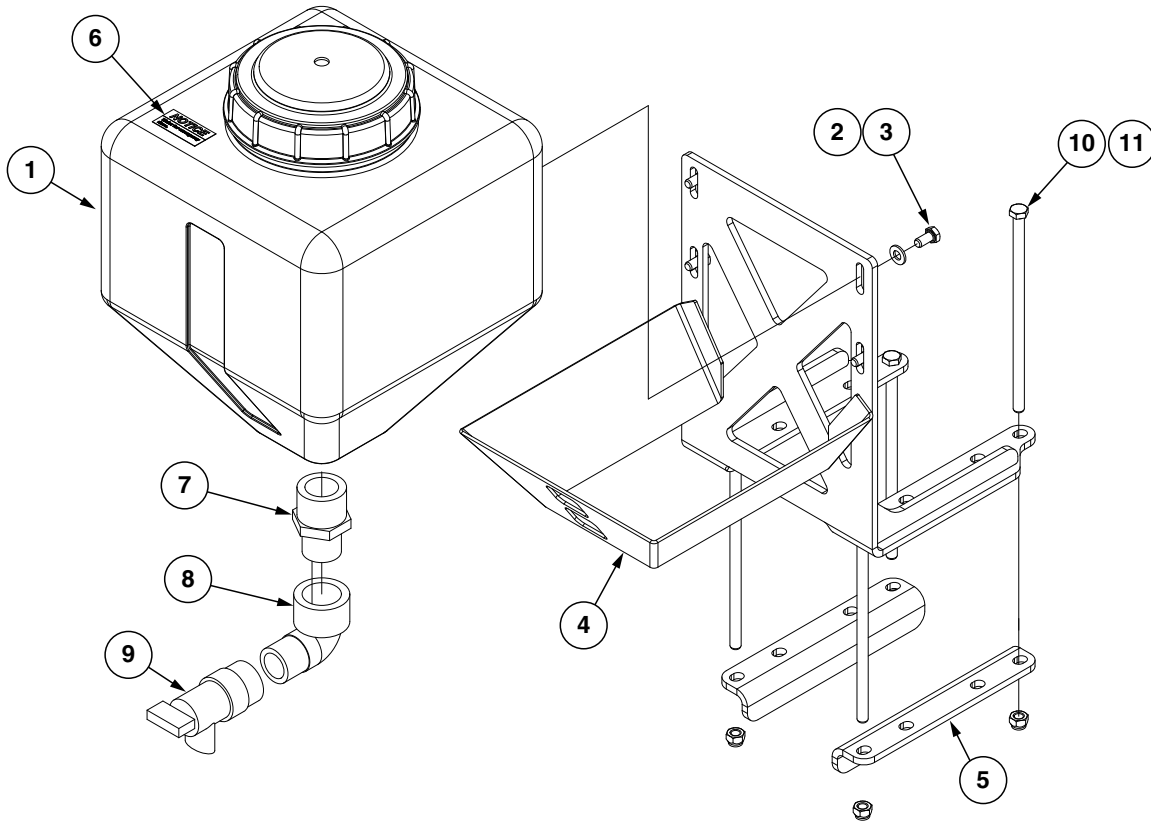
(IP1035a)





ITEM	PART NO.	QTY. (Per Assy.)	DESCRIPTION
1	GA5853	1	Depth Band
2	GD0746	1	Disc Blade, Solid, 16" (Shown)
	GD10283	-	Disc Blade, Notched, 16" (Optional)
3	G10019	4	Hex Head Cap Screw, 5/16"-18 x 1"
	G10109	4	Lock Nut, 5/16"-18, Grade 8
4	GA0167	1	Hub W/Cups, 4 Bolt (Includes Items 6 and 17)
5	G11391	1	Flat Washer, 5/8" SAE
6	GR0151	1	Outer Cup
7	GD21540	1	Grease Seal
8	G10110	2	Lock Nut, 1/4"-20, Grade B
9	GA0257	1	Bearing
10	G11418	2	Hex Socket Head Cap Screw, 1/4"-20 x 1 1/2"
11	GB0554	2	Hub Shield
12	GD2597	1	Retainer
13	GD0840	1	Dust Cap
14	G10722	4	Hex Head Cap Screw, 1/2"-20 x 1"
	G10228	4	Lock Washer, 1/2"
15	G10544	1	Cotter Pin, 5/32" x 1"
16	G10725	1	Slotted Hex Nut, 5/8"-18
17	GR0150	1	Inner Cup
18	GA0245	1	Bearing
19	GA15151	1	Spindle
20	G10844	1	Carriage Bolt, 1/2"-13 x 3 1/2"
	G10168	1	Machine Bushing, 1/2", 7 Gauge
	G10228	1	Lock Washer, 1/2"
	G10102	1	Hex Nut, 1/2"-13
21	G10045	1	Hex Head Cap Screw, 1/2"-13 x 4 1/2"
	G10168	2	Machine Bushing, 1/2", 7 Gauge
	G10228	2	Lock Washer, 1/2"
	G10102	2	Hex Nut, 1/2"-13
A	GA13719	-	Hub And Spindle Assembly, (Items 4-7, 9, and 12-19)

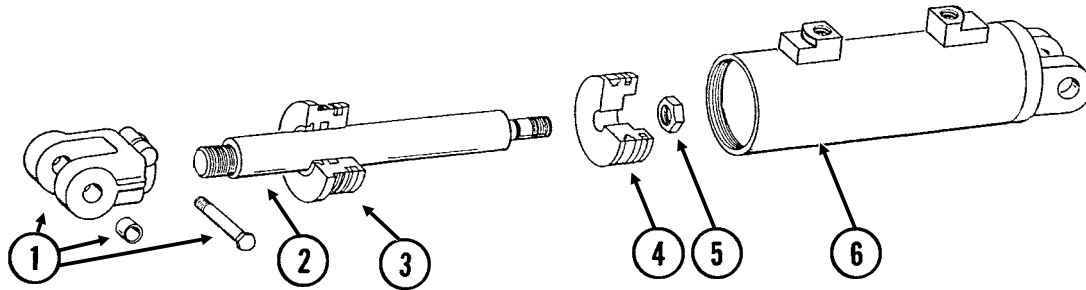
A21003



ITEM	PART NO.	QTY.	DESCRIPTION
1	GD30723	1	4 Gallon Water Tank W/Lid
2	G11386	4	Flat Washer, 5/16" SAE
3	G10018	4	Hex Head Cap Screw, 5/16"-18 x 5/8"
4	GA21002	1	Water Tank Mount
5	GD30221	2	Water Tank Mount Brackets
6	G7100-501	1	Decal, Notice
7	G10727	1	Reducing Nipple, 1-1/4" x 1"
8	G11742	1	1" NPT 90° Elbow
9	GD30722	1	1" NPTF Flush Valve
10	G10686	4	Hex Head Cap Screw, 3/8"-16 x 8"
11	G10108	4	Lock Nut, 3/8"-16

**This page left blank intentionally.**

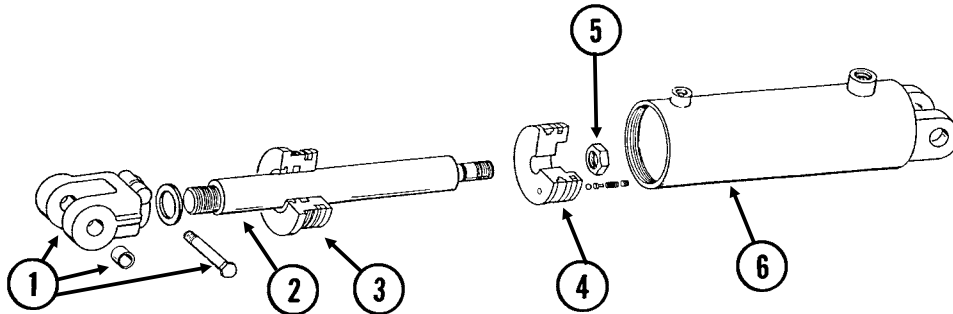
(CYL33d)



ITEM	PART NO.	QTY.	DESCRIPTION
1	GA8130	1	Clevis W/Bushings, Hex Head Cap Screw And Hex Nut
	GD11751	2	Steel Bushing, 1" Wide
	G10939	1	Hex Head Cap Screw, 3/8"-16 x 2 1/4"
	G10101	1	Hex Nut, 3/8"-16
2	GD12521	1	Rod
3	GD12522	1	Gland
4	GD12525	1	Piston
5	G10958	1	Lock Nut, 1"-14
6	A8927	1	Barrel <b>(Non-Stock Item)</b>
A	GA8928	-	Cylinder Complete, 4 1/2" x 10" <i>(Part Number Stamped On Barrel)</i>
B	GR1530	-	Seal Kit, Includes: (1) Wiper, (1) U-Cup, (2) O-Rings, (1) BU Ring, (2) Cast Iron Rings, (1) Seal, (1) Energizer

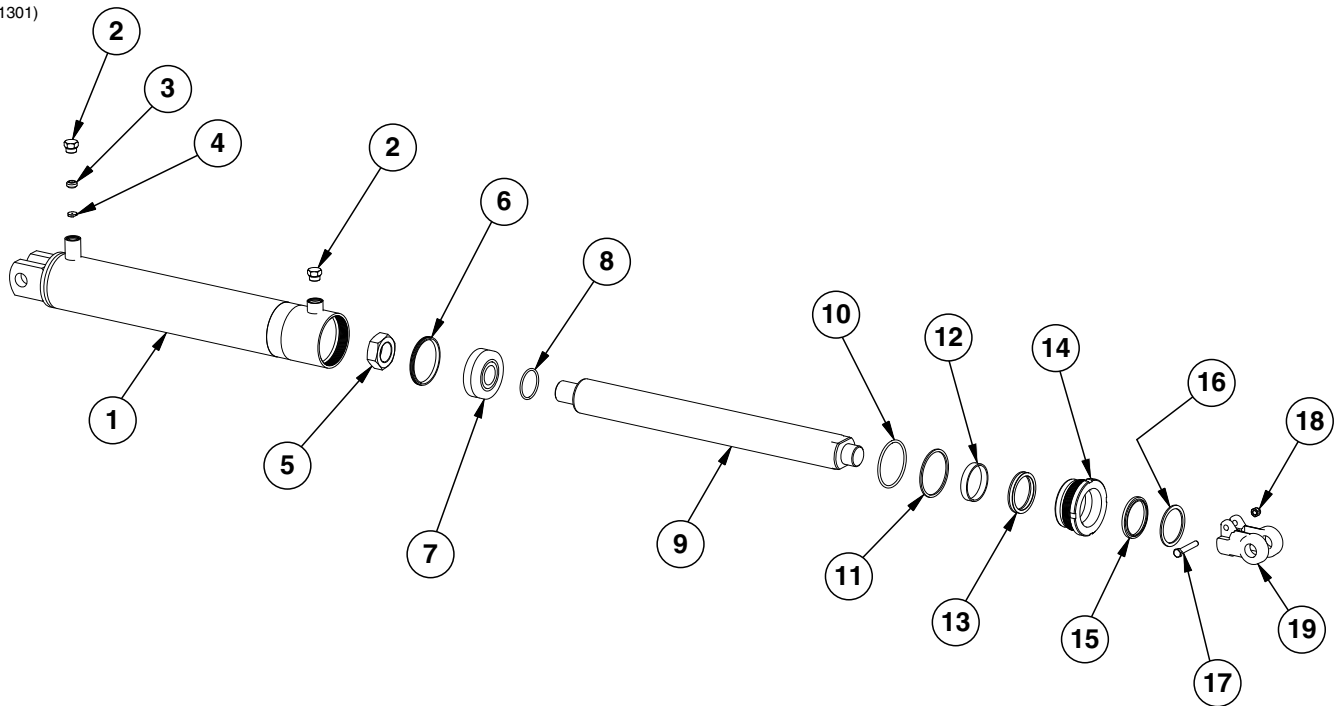
Slave Cylinders

CYL055(CYL15d)



ITEM	PART NO.	QTY.	DESCRIPTION
1	GA8130	1	Clevis W/Bushings, Hex Head Cap Screw And Hex Nut
	GD11751	2	Steel Bushing, 1" Wide
	G10939	1	Hex Head Cap Screw, 3/8"-16 x 2 1/4"
	G10101	1	Hex Nut, 3/8"-16
2	GD12564	1	Rod
3	GD12572	1	Gland
4	GA8962	1	Piston W/Rephasing Valve
	GR1169	-	Rephasing Valve Replacement Kit (Set Screw, Guide, 2 Springs And Ball)
5	G10958	1	Lock Nut, 1"-14
6	A8960	1	Barrel <b>(Non-Stock Item)</b>
A	GA8961	-	Cylinder Complete, 4 3/4" x 20" <i>(Part Number Stamped On Barrel)</i>
B	GR1546	-	Seal Kit, Includes: (1) Wiper, (1) U-Cup, (2) O-Rings, (1) BU Ring, (2) Cast Iron Rings, (1) Seal, (1) Energizer

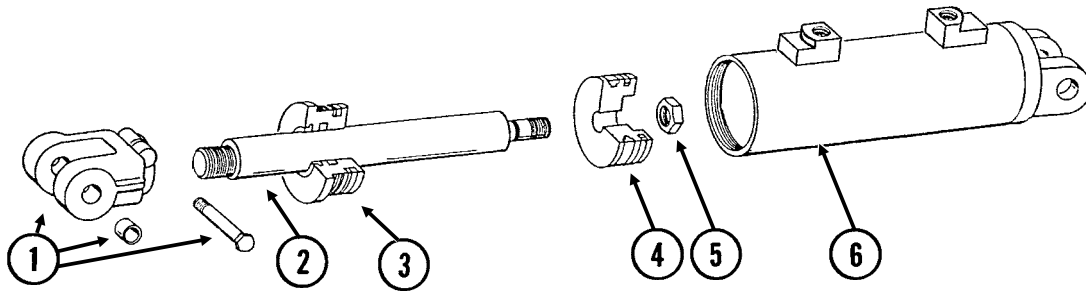
(IP1301)



ITEM	PART NO.	QTY.	DESCRIPTION
1	A8969	1	Barrel ( <b>Non-Stock Item</b> )
2	G6408-08	2	Plug W/O-Ring, 3/4"-16 O-Ring
3	G10987	1	Hollow Lock Screw, 3/4"-16 x 3/8"
4	GD12589	1	Orifice Plate
5	G10087	1	Hex Jam Nut, 1 1/2"-12, Grade 2
6	*D12280	1	T-Seal
7	GD20991	1	Piston
8	*D20990	1	O-Ring
9	GD20989	1	Rod
10	*D12231	1	O-Ring
11	*D12232	1	Backup Ring
12	*D12137	1	Wear Ring
13	*D12264	1	U-Cup
14	GD20988	1	Gland
15	*D12263	1	Wiper
16	*D12121	1	Ring
17	G10939	1	Hex Head Cap Screw, 3/8"-16 x 2 1/4"
18	G10108	1	Lock Nut, 3/8"-16
19	GD11951	1	Clevis
A	GA14697	-	Cylinder Complete, 3 1/2" x 20" ( <i>Part Number Stamped On Barrel</i> )
B	GR1962	1	Seal Kit, Includes: (1) Wiper, (1) U-Cup, (2) O-Rings, (1) Backup Ring, (1) T-Seal, (1) Wear Ring, (1) Ring

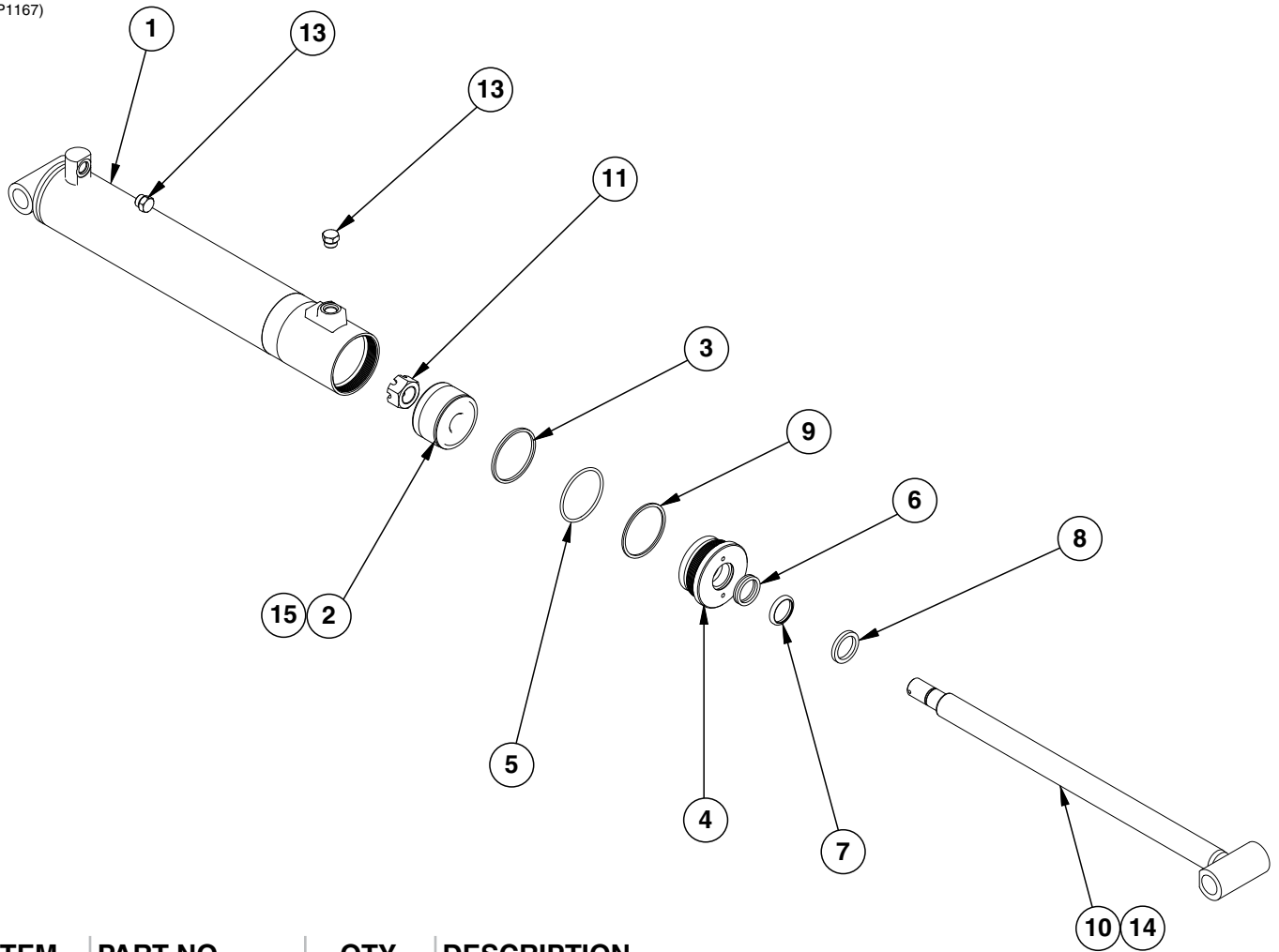
\*Item is part of seal kit, item can not be purchased individually.

(CYL33d)



ITEM	PART NO.	QTY.	DESCRIPTION
1	GA8130 GD11751 G10939 G10101	1 2 1 1	Clevis W/Bushings, Hex Head Cap Screw And Hex Nut Steel Bushing, 1" Wide Hex Head Cap Screw, 3/8"-16 x 2 1/4" Hex Nut, 3/8"-16
2	GD16202	1	Rod
3	GD11984	1	Gland
4	GD16200	1	Piston
5	G10958	1	Lock Nut, 1"-14
6	A11072	1	Barrel ( <b>Non-Stock Item</b> )
A	GA11073	-	Cylinder Complete, 3" x 10" ( <i>Part Number Stamped On Barrel</i> )
B	GR1740	-	Seal Kit, Includes: (1) Wiper, (1) U-Cup, (2) O-Rings, (1) BU Ring, (2) Cast Iron Rings, (1) Seal, (1) Energizer

(IP1167)

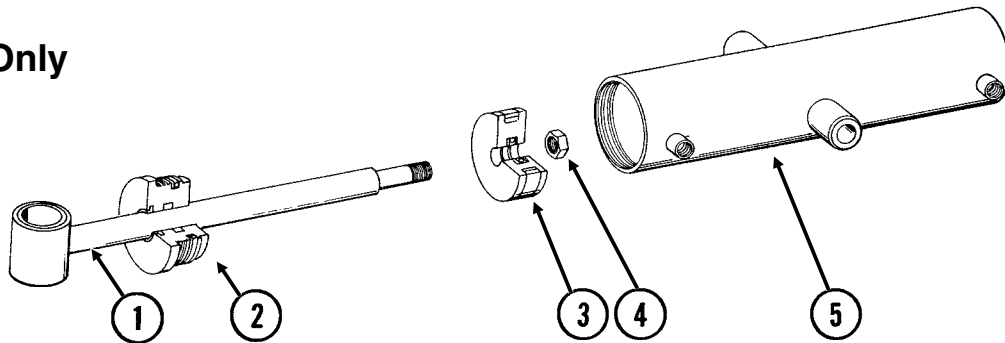


ITEM	PART NO.	QTY.	DESCRIPTION
1	A8950	1	Barrel (Non-Stock Item)
2	GD12550	1	Piston, 3½"
3	*D12088	1	Piston Ring
4	GD12548	1	Gland
5	GD12231	1	O-Ring, No. 338
6	*D12252	1	U-Cup
7	*D12206	1	Wiper
8	GD12103	1	Ring
9	*D12232	1	Back-up Ring
10	GA8948	1	Rod Assembly
11	G10948	1	Lock Nut, 1½"-12
12	---	-	---
13	G6408-08	2	Plug W/O-Ring, ¾"-16 O-Ring
	GR1037	-	O-Ring
14	*D12245	1	O-Ring, #122
15	*D12280	1	T-Seal
A	GA8951	-	Cylinder Complete, 3½" x 20" (Part Number Stamped On Barrel)
B	GR1532	-	Seal Kit, Includes: (2) O-Rings, (1) U-Cup, (1) Wiper, (1) T-Seal, (1) BU Ring, (1) Cast Iron Ring

\*Item is part of seal kit, item can not be purchased individually.

(CYL17a)

**R.H. Side Only**

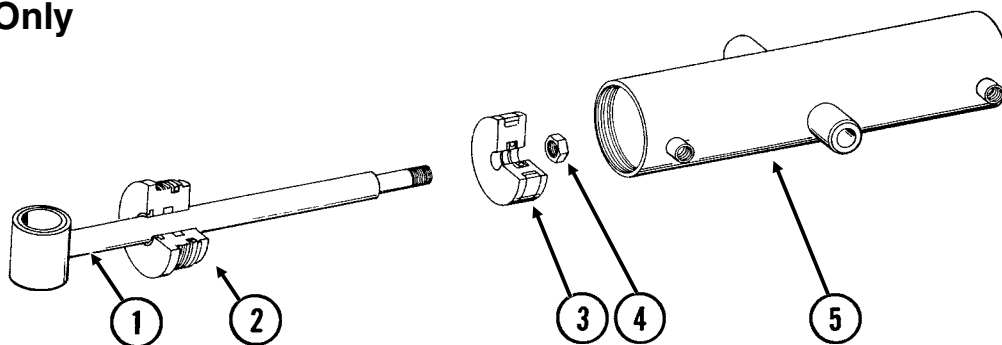


ITEM	PART NO.	QTY.	DESCRIPTION
1	GA8910 G10640	1 -	Rod Assembly W/Grease Fitting Grease Fitting, 1/4"-28
2	GD11988	1	Gland
3	GD11997	1	Piston
4	G10958	1	Lock Nut, 1"-14
5	A8300	1	Barrel ( <b>Non-Stock Item</b> )
A	GA8906	-	Cylinder Complete, 4" x 13 <sup>5</sup> / <sub>8</sub> " ( <i>Part Number Stamped On Barrel</i> )
B	GR1525	-	Seal Kit, Includes: (2) O-Rings, (1) BU Ring, (1) U-Cup, (1) Wiper, (1) T-Seal

**Helper Cylinder, All Sizes**

CYL055(CYL17a)

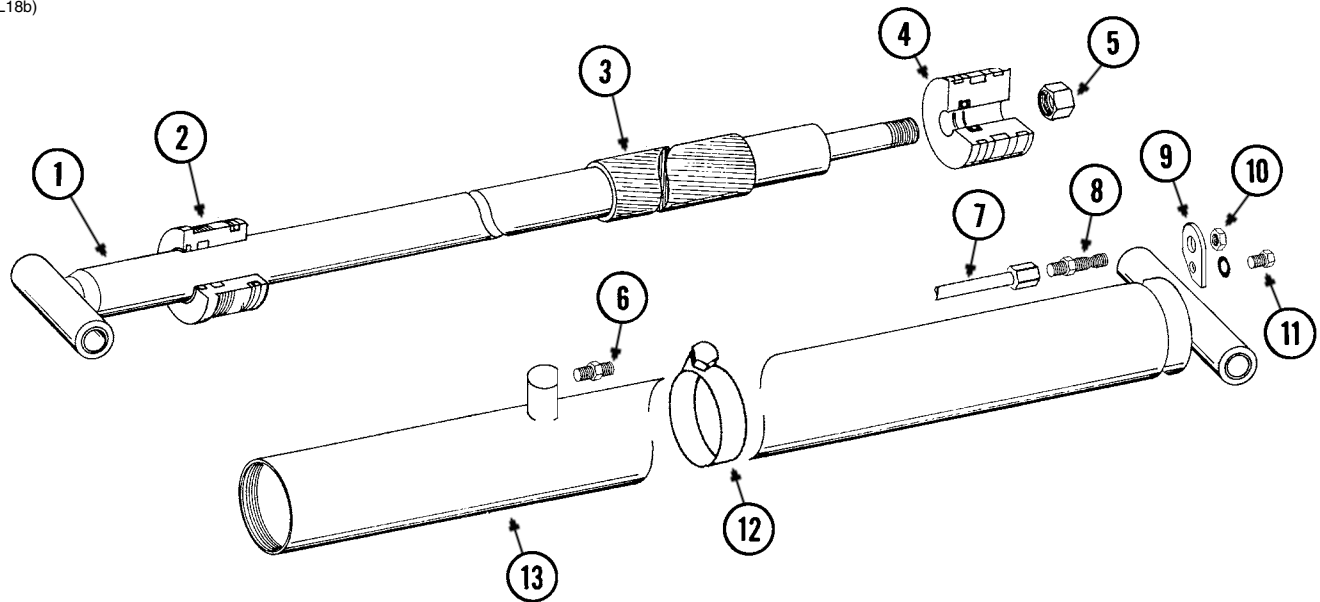
**L.H. Side Only**



ITEM	PART NO.	QTY.	DESCRIPTION
1	GA8907 G10640	1 -	Rod Assembly W/Grease Fitting Grease Fitting, 1/4"-28
2	GD11988	1	Gland
3	GD11997	1	Piston
4	G10958	1	Lock Nut, 1"-14
5	A6852	1	Barrel ( <b>Non-Stock Item</b> )
A	GA8905	-	Cylinder Complete, 4" x 15 <sup>5</sup> / <sub>32</sub> " ( <i>Part Number Stamped On Barrel</i> )
B	GR1525	-	Seal Kit, Includes: (2) O-Rings, (1) BU Ring, (1) U-Cup, (1) Wiper, (1) T-Seal

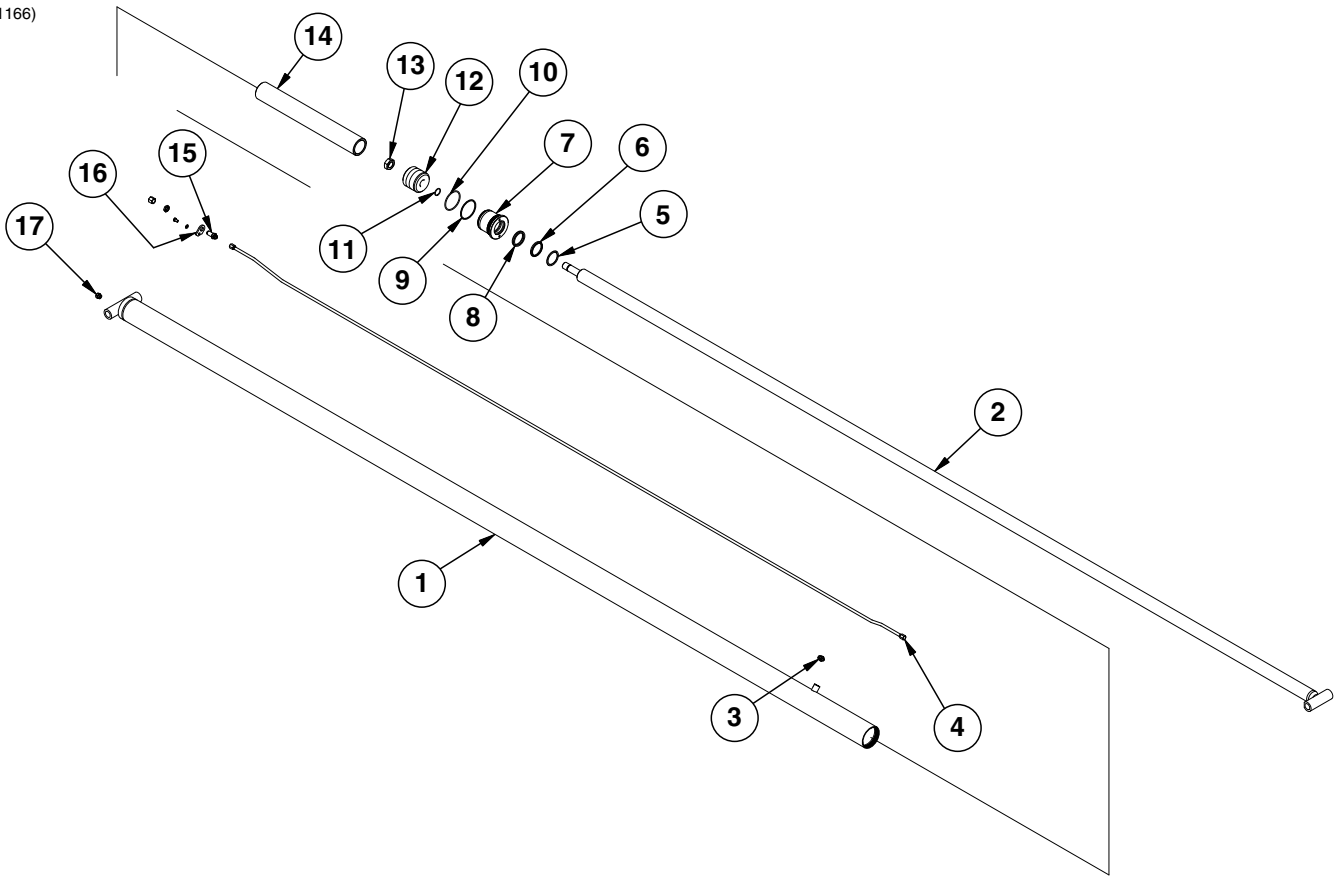


(CYL18b)



ITEM	PART NO.	QTY.	DESCRIPTION
1	GA9576	1	Rod Assembly
2	GD13448	1	Gland
3	GD13453	1	Spacer
4	GD13449	1	Piston
5	G10972	1	Lock Nut, 1¼"-12
6	G6400-08-04 GR1465	1 -	Connector W/O-Ring, ¾"-16 Male JIC To 7/16"-20 O-Ring O-Ring
7	GA10145	1	Steel Hydraulic Line, 145 <sup>15</sup> / <sub>16</sub> "
8	G2700-08	1	Bulkhead Tube Union, ¾"-16 Male JIC
9	GD13643	1	Bracket
10	G306-08	1	Lock Nut, ¾"-16
11	G10328 G10229	1 1	Hex Head Cap Screw, 3/8"-16 x 5/8" Lock Washer, 3/8"
12	G11089	1	Hose Clamp
13	GA9578	1	Barrel
A	GA9579	-	Cylinder Complete, 4" x 132½" (Part Number Stamped On Barrel)
B	GR1599	-	Seal Kit, Includes: (2) O-Rings, (1) BU Ring, (3) Wear Rings, (1) Piston Seal, (1) U-Cup, (1) Wiper, (1) Expander

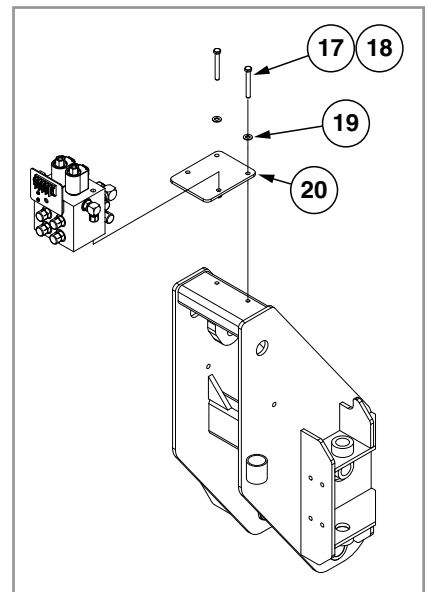
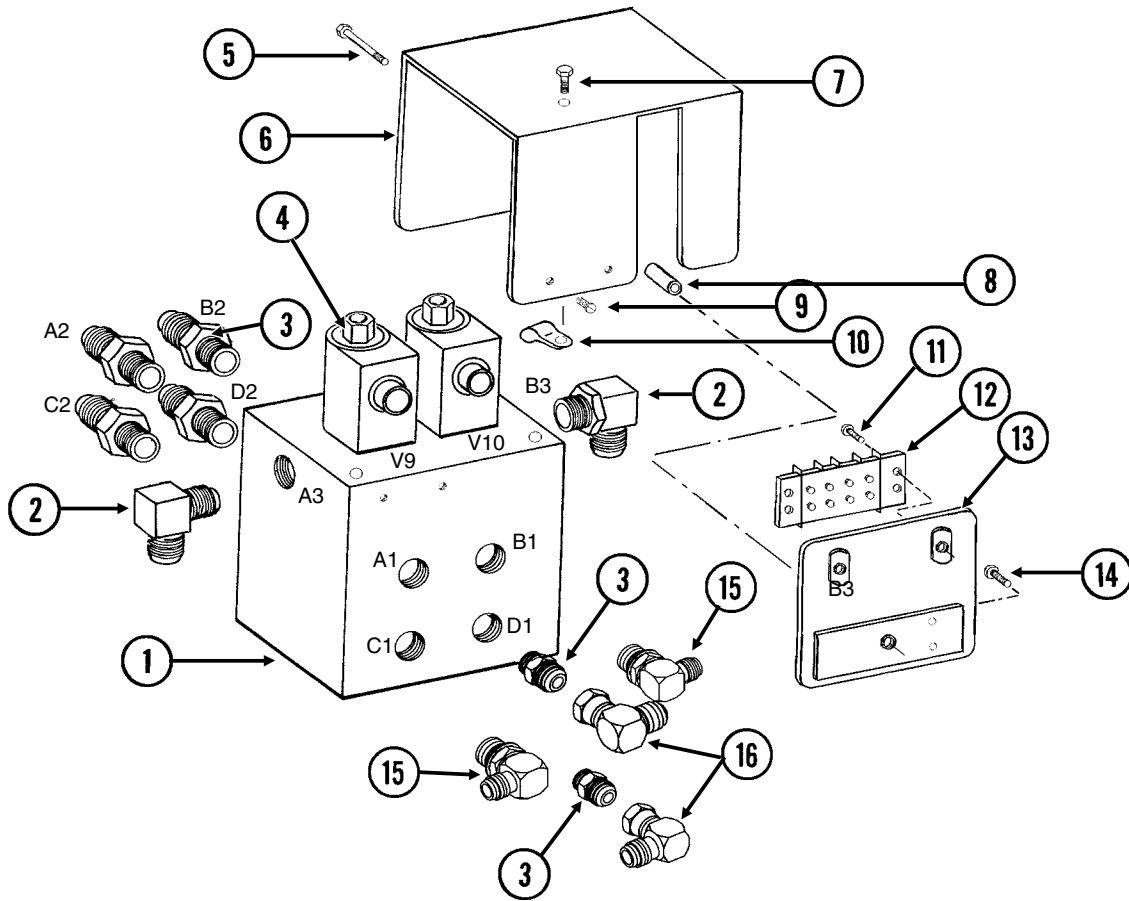
(IP1166)



ITEM	PART NO.	QTY.	DESCRIPTION
1	A9582	1	Barrel (Non-Stock Item)
2	GA9580	1	Rod Assembly
3	G6400-08-04 GR1465	1 -	Connector W/O-Ring, 3/4"-16 Male JIC To 7/16"-20 O-Ring O-Ring
4	GA10146 G11089	1 1	Steel Hydraulic Line, 178 1/4" Hose Clamp
5	GD12121	1	Ring, 2 1/2"
6	*D12263	1	Wiper Rod
7	GD13448 GD12137	1 1	Gland Wear Ring
8	*D12264	1	U-Cup
9	*D12222	1	Back-Up Ring No. 342
10	*D12221	1	O-Ring, No. 342
11	*D12204	1	O-Ring, No. 218
12	GD13449 *D12265 *D12120 *D12119	1 1 2 1	Piston Expander Wear Ring Piston Seal
13	G10972	1	Lock Nut, 1 1/4"-12
14	GD13456	1	Spacer
15	G2700-08 G306-08 G304-C-8	1 1 1	Bulkhead Tube Union, 3/4"-16 Male JIC Lock Nut, 3/4"-16 Cap Nut, 3/4"-16
16	GD13643 G10328 G10229	1 1 1	Bracket Hex Head Cap Screw, 3/8"-16 x 5/8" Lock Washer, 3/8"
17	G6408-08 GR1037	1 1	Plug W/O-Ring, 3/4"-16 O-Ring O-Ring
A	GA9583	-	Cylinder Complete, 4" x 162" (Part Number Stamped On Barrel)
B	GR1599	-	Seal Kit, Includes: (2) O-Rings, (1) BU Ring, (3) Wear Rings, (1) Piston Seal, (1) U-Cup, (1) Wiper, (1) Expander

\*Item is part of seal kit, item can not be purchased individually.

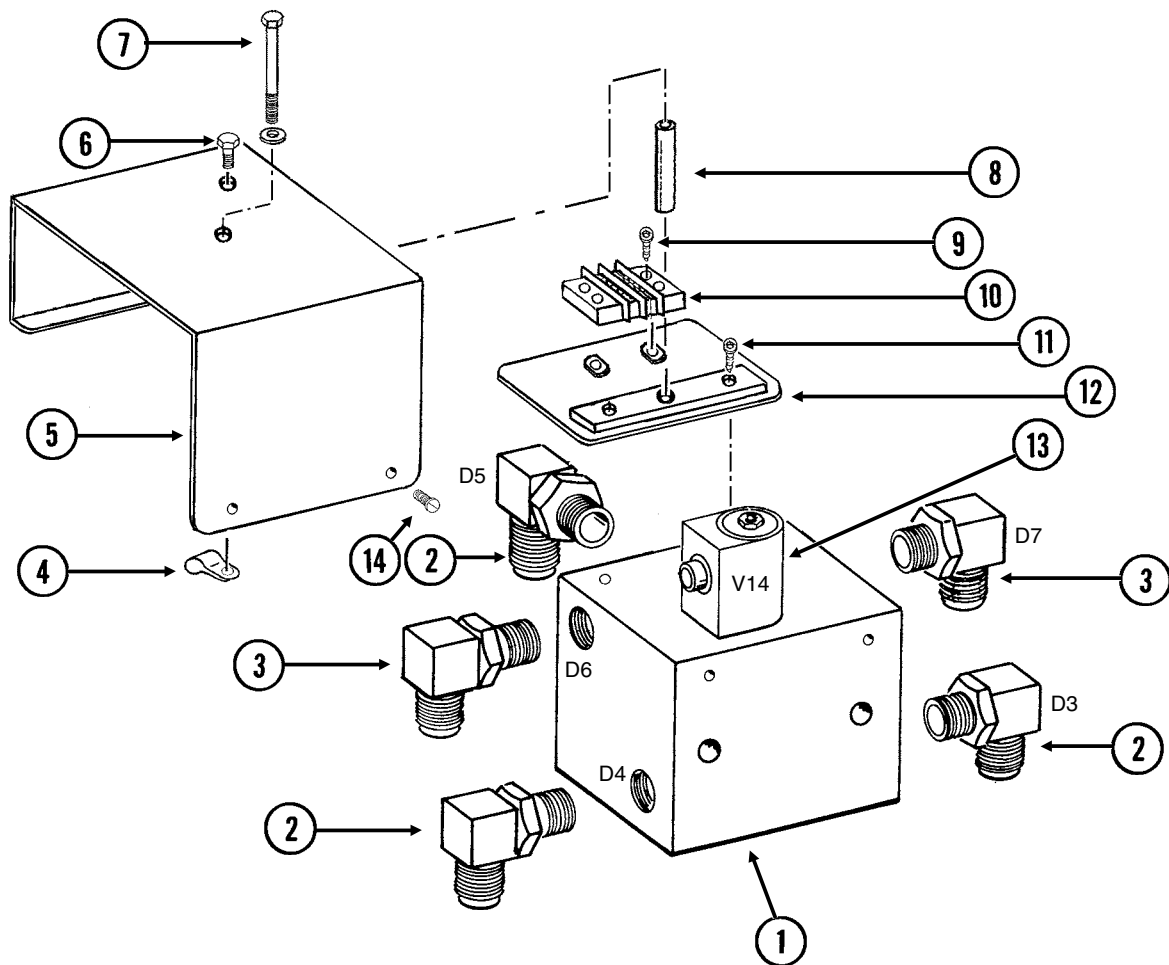
(FF19c)



ITEM	PART NO.	QTY.	DESCRIPTION
1	GD9531	1	Block
2	G6801-08 GR1037	2 -	Elbow W/O-Ring, 90°, ¾"-16 Male JIC To O-Ring O-Ring
3	G6400-10-08 GR1037	6 -	Connector W/O-Ring, 7/8"-14 Male JIC To ¾"-16 O-Ring O-Ring
4	---	-	<a href="#">See "Solenoid Valve (G1K276)" on page P172</a>
5	G10133 G10232	1 1	Hex Head Cap Screw, 5/16"-18 x 1 1/2" Lock Washer, 5/16"
6	GD13365	1	Cover
7	G10054 G10232 G10106	1 1 1	Hex Head Cap Screw, 5/16"-18 x 1/2" Lock Washer, 5/16" Hex Nut, 5/16"-18
8	GD8066-02	1	Sleeve, 1" Long
9	G10977	2	Phillips Pan Head Machine Screw, No. 10-24 x 1/2", Stainless Steel
10	GD13348	1	Insulated Clamp, 1 1/16"
11	G11067	2	Phillips Pan Head Machine Screw, No. 8-32 x 3/4", Stainless Steel
12	GA9510 GR1635	1 -	Terminal Strip W/Screws, No. 6, 4 Terminal Screw, No. 6-32 x 1/4"
13	GA9518	1	Terminal Strip Mount
14	G11066	2	Phillips Pan Head Machine Screw, No. 10-24 x 3/4", Stainless Steel
15	G6801-10-08 GR1037	2 -	Elbow W/O-Ring, 90°, 7/8"-14 Male JIC To ¾"-16 O-Ring O-Ring
16	G6500-10	2	Swivel Elbow, 90°, 7/8"-14 Male JIC To Female
17	G10062	2	Hex Head Cap Screw, 3/8"-16 x 3"
18	G10108	2	Lock Nut, 3/8"-16
19	G11387	2	Flat Washer, 3/8" SAE
20	GD25508	1	Hydraulic Block Mount

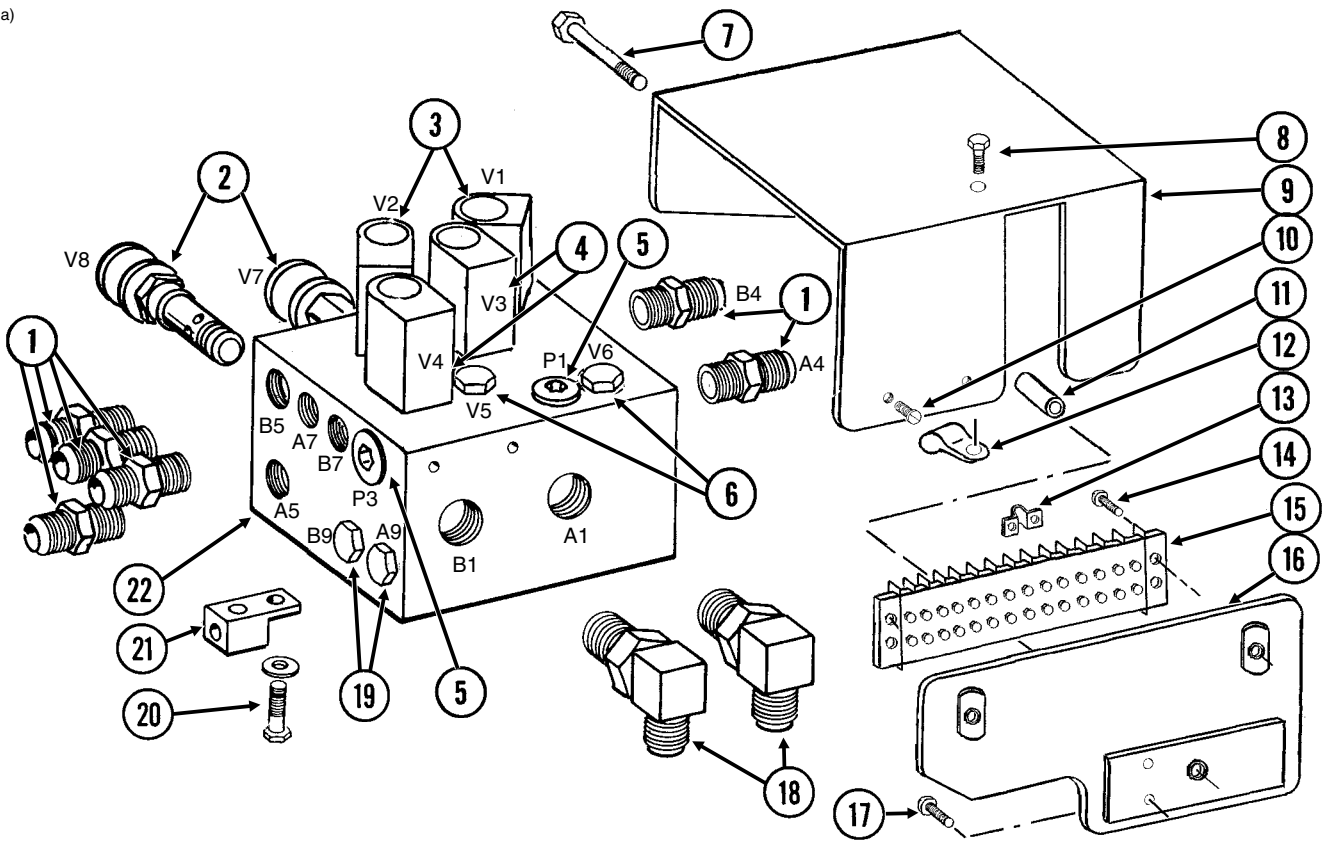
**This page left blank intentionally.**

(FF20a)



ITEM	PART NO.	QTY.	DESCRIPTION
1	GD9536	1	Block
2	G6801-10-08 GR1037	3 -	Elbow W/O-Ring, 90°, 7/8"-14 Male JIC To 3/4"-16 O-Ring O-Ring
3	G6801-08 GR1037	2 -	Elbow W/O-Ring, 90°, 3/4"-16 Male JIC To O-Ring O-Ring
4	GD13348	1	Insulated Clamp, 1 1/16"
5	GD13366	1	Cover
6	G10054 G10232 G10106	1 1 1	Hex Head Cap Screw, 5/16"-18 x 1/2" Lock Washer, 5/16" Hex Nut, 5/16"-18
7	G10583 G10232	1 1	Hex Head Cap Screw, 5/16"-18 x 2 3/4" Lock Washer, 5/16"
8	GD8066-03	1	Sleeve, 2 5/16" Long
9	G11067	2	Phillips Pan Head Machine Screw, No. 8-32 x 3/4", Stainless Steel
10	GA9511 GR1635	1 -	Terminal Strip W/Screws, No. 6, 2 Terminal Screw, No. 6-32 x 1/4"
11	G11066	2	Phillips Pan Head Machine Screw, No. 10-24 x 3/4", Stainless Steel
12	GA9519	1	Terminal Strip Mount
13	---	-	<a href="#">See "Solenoid Valve (G1K275)" on page P172</a>
14	G10977	2	Phillips Pan Head Machine Screw, No. 10-24 x 1/2", Stainless Steel

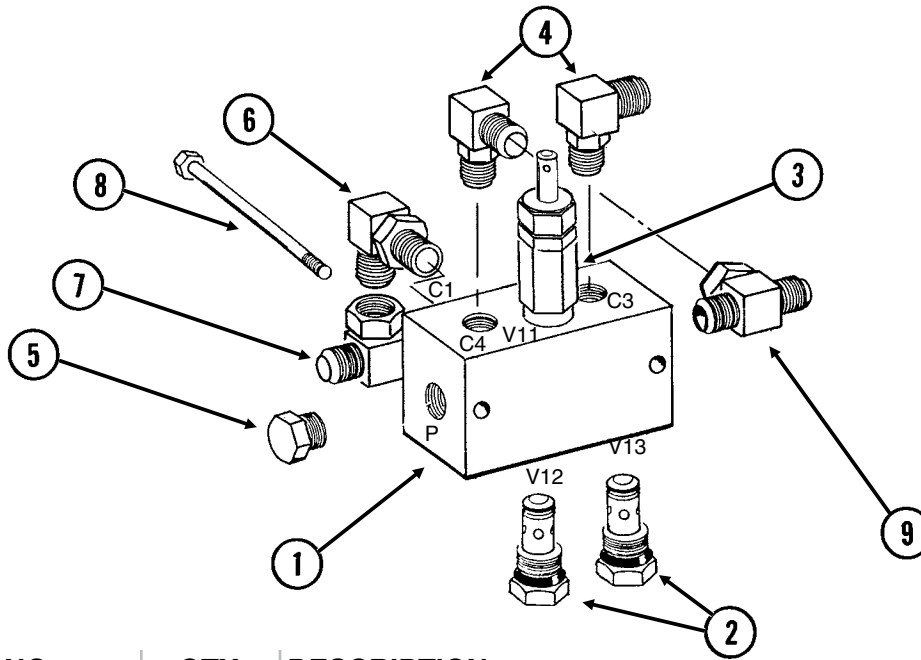
(FF21a)





ITEM	PART NO.	QTY.	DESCRIPTION
1	G6400-08 GR1037	6 -	Connector W/O-Ring, 3/4"-16 Male JIC To O-Ring O-Ring
2	---	-	<a href="#">See "Flow Control Valve" on page P173</a>
3	---	-	<a href="#">See "Solenoid Valve (G1K275)" on page P172</a>
4	---	-	<a href="#">See "Solenoid Valve (G1K276)" on page P172</a>
5	G6408-H06-O GR1045	5 -	Hex Socket Head Plug W/O-Ring, 5/16"-18 O-Ring O-Ring
6	G6408-10 GR1466	2 -	Plug W/O-Ring, 7/8"-14 O-Ring O-Ring
7	G10003 G10229	1 2	Hex Head Cap Screw, 3/8"-16 x 1 1/2" Lock Washer, 3/8"
8	G10004 G11091	1 1	Hex Head Cap Screw, 3/8"-16 x 1 1/4" Serrated Flange Nut, 3/8"-16
9	GD13146	1	Cover
10	G10977	2	Phillips Pan Head Machine Screw, No. 10-24 x 1/2", Stainless Steel
11	GD7318	1	Sleeve, 1" Long
12	GD13348	1	Insulated Clamp, 1 1/16"
13	GD13310	1	Jumper, 7/16"
14	G11067	2	Phillips Pan Head Machine Screw, No. 8-32 x 3/4", Stainless Steel
15	GA9097 GR1635	1 -	Terminal Strip W/Screws, No. 6, 14 Terminal Screw, No. 6-32 x 1/4"
16	GA13741	1	Terminal Strip, Mount
17	G11066	2	Phillips Pan Head Machine Screw, No. 10-24 x 3/4", Stainless Steel
18	G6801-10 GR1466	2 -	Elbow W/O-Ring, 90°, 7/8"-14 Male JIC To O-Ring O-Ring
19	G6408-08 GR1037	6 -	Plug W/O-Ring, 3/4"-16 O-Ring O-Ring
20	G10019 G10043 G10232 G11386	1 1 2 -	Hex Head Cap Screw, 5/16"-18 x 1" Hex Head Cap Screw, 5/16"-18 x 3/4" Lock Washer, 5/16" Flat Washer, 5/16" SAE
21	GA3584	1	Ground Clamp
22	GD9533	1	Block

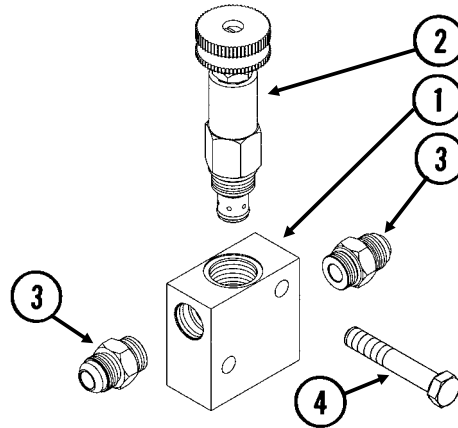
VVB030(F22c)



ITEM	PART NO.	QTY.	DESCRIPTION
1	GD9535	1	Block
2	---	-	<a href="#">See "Check Valve" on page P173</a>
3	---	-	<a href="#">See "Pressure Relief Valves" on page P173</a>
4	G6801-08 GR1037	2 -	Elbow W/O-Ring, 90°, 3/4"-16 Male JIC To O-Ring O-Ring
5	G6408-06 GR1045	1 -	Plug W/O-Ring, 9/16"-18 O-Ring O-Ring
6	G6801-10-08 GR1037	1 -	Elbow W/O-Ring, 90°, 7/8"-14 Male JIC To 3/4"-16 O-Ring O-Ring
7	G6600-10	1	Swivel Tee, 7/8"-14 JIC
8	G10746 G10227 G10103	2 2 2	Hex Head Cap Screw, 1/4"-20 x 2 3/4" Lock Washer, 1/4" Hex Nut, 1/4"-20
9	G6600-08	1	Swivel Tee, 3/4"-16 JIC

(FF103)

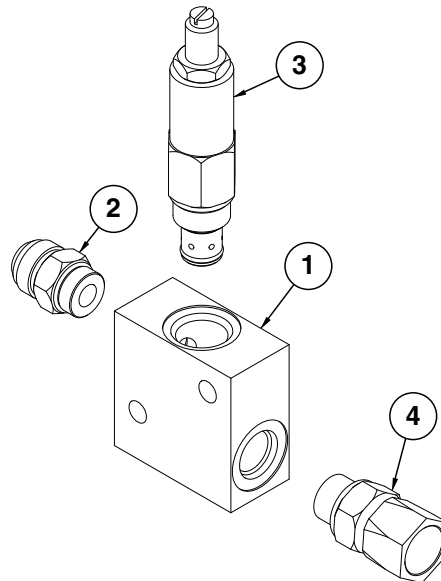
**36 Row 20" Only**



ITEM	PART NO.	QTY.	DESCRIPTION
1	GA12113	1	Block
2	---	-	<a href="#">See "Pressure Relief Valves" on page P173</a>
3	G6400-08	1	Connector W/O-Ring, 3/4"-16 Male JIC To O-Ring
4	G10939	2	Hex Head Cap Screw, 3/8"-16 x 2 1/4"
	G10229	2	Lock Washer, 3/8"
	G10101	2	Hex Nut, 3/8"-16

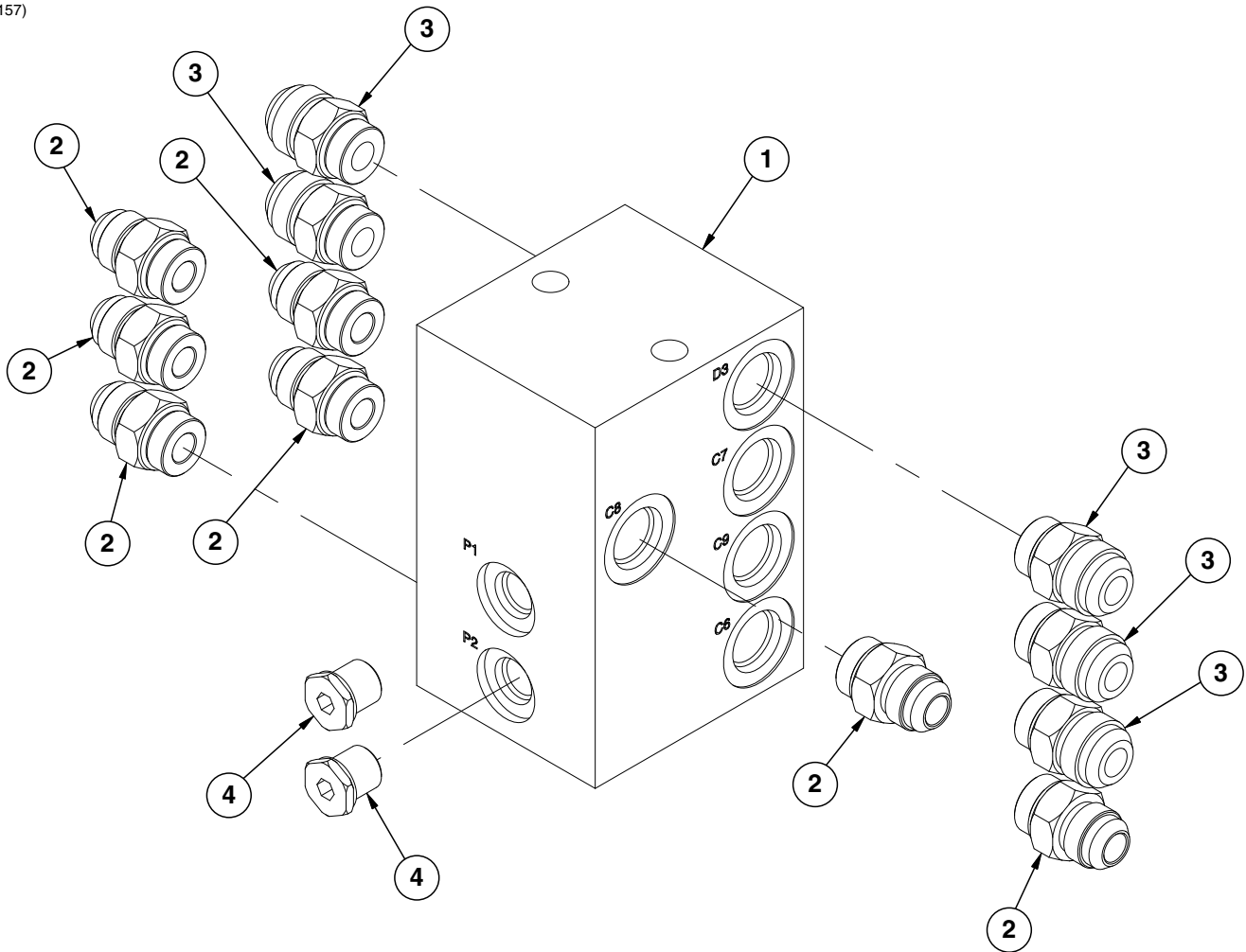
**Pilot Pressure Booster Valve Block**

(IP1185)



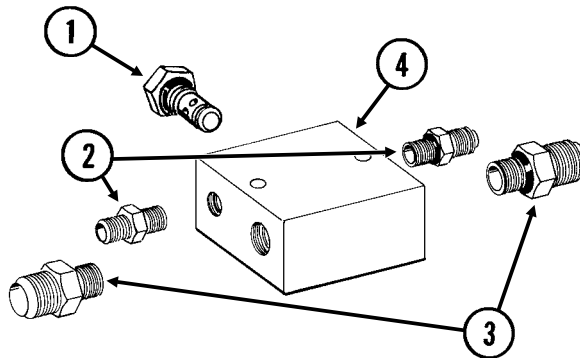
ITEM	PART NO.	QTY.	DESCRIPTION
1	GD14528	1	Valve Block
2	G6400-10-08	1	Connector W/O-Ring, 7/8"-14 Male JIC To 3/4"-16 O-Ring
	GR1037	-	O-Ring
3	GA3407	1	Pressure Relief Valve, 1000 PSI
4	G6402-08-10	1	Connector W/O-Ring, 7/8"-14 Female JIC to 3/4"-16 O-Ring

(IP1157)



ITEM	PART NO.	QTY.	DESCRIPTION
1	GD9537	1	Junction Block
2	G6400-08 GR1037	7 -	Connector W/O-Ring, 3/4"-16 Male JIC To O-Ring O-Ring
3	G6400-10-08 GR1037	5 -	Connector W/O-Ring, 7/8"-14 Male JIC To 3/4"-16 O-Ring O-Ring
4	G6408-H06-0	2	Hex Socket O-Ring Plug, 3/16"-12

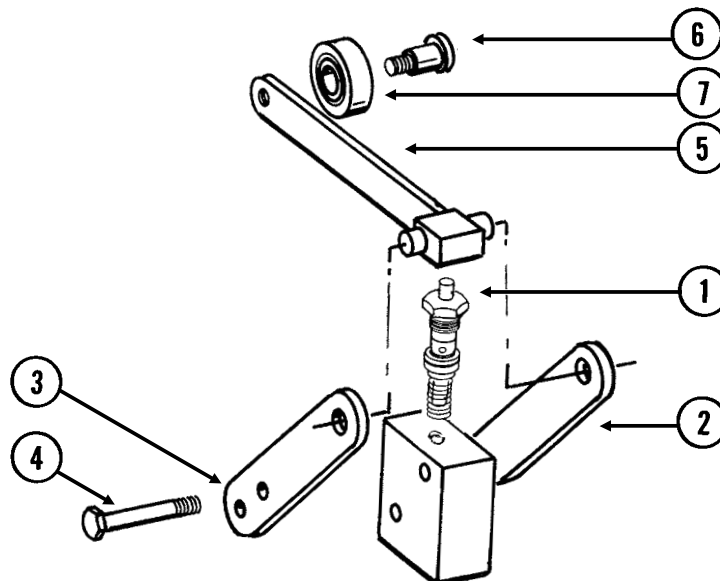
VVB038(HYD31a)



ITEM	PART NO.	QTY.	DESCRIPTION
1	---	-	<a href="#">See "Check Valve" on page P173</a>
2	G6400-04 GR1465	2 -	Connector W/O-Ring, 7/16"-20 Male JIC To O-Ring O-Ring
3	G6400-10 GR1466	2 -	Connector W/O-Ring, 7/8"-14 Male JIC To O-Ring O-Ring
4	GD13447	1	Block

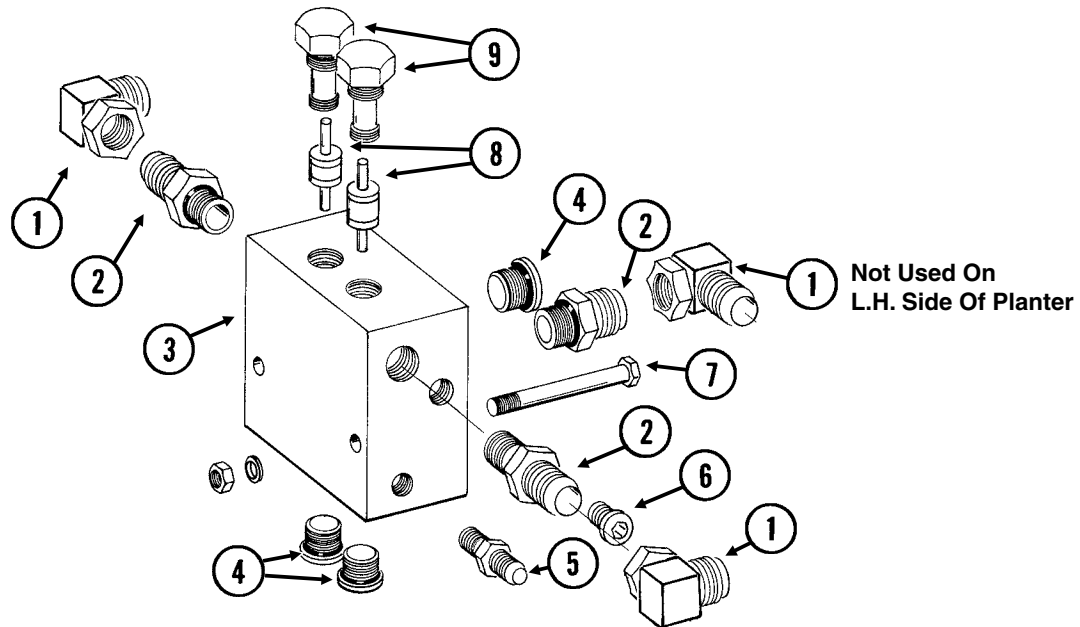
**Detent Lever Valve**

VVB033(FF24)



ITEM	PART NO.	QTY.	DESCRIPTION
1	GR1254	1	Valve
2	GR1259	1	Bar
3	GR1255	1	Bar
4	G10060 G11387 G10106	2 2 2	Hex Head Cap Screw, 5/16"-18 x 2 1/2" Flat Washer, 3/8" SAE Hex Nut, 5/16"-18
5	GR1256	1	Arm
6	GR1258	1	Socket Shoulder Screw, 1/2"
7	GR1257	1	Stainless Steel Bushing
A	GA6782	-	Detent Lever Valve Complete
B	GR1260	-	Seal Kit (For GR1254 Valve), Includes: (2) BU Rings, (3) O-Rings

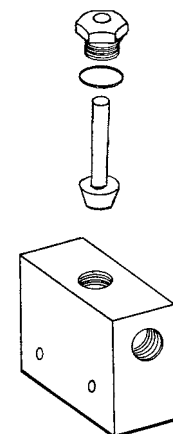
VVB039(HYD30)



ITEM	PART NO.	QTY.	DESCRIPTION
1	G6500-08	2-3	Swivel Elbow, 90°, 3/4"-16 Male JIC To Female
	G6502-08	-	Swivel Elbow, 45°, 3/4"-16 Male JIC To Female
2	G6400-08	3	Connector W/O-Ring, 3/4"-16 Male JIC To O-Ring
	GR1037	-	O-Ring
3	GR1455	1	Block <b>(Non-Stock Item)</b>
4	GR1047	3	Hex Socket Plug W/O-Ring
	GR1037	-	O-Ring
5	G6400-04	1	Connector W/O-Ring, 7/16"-20 Male JIC To O-Ring
	GR1465	-	O-Ring
6	GR1034	1	Hex Socket Plug W/O-Ring
	GR1035	-	O-Ring
7	G10062	1	Hex Head Cap Screw, 3/8"-16 x 3"
	G10229	1	Lock Washer, 3/8"
	G10101	1	Hex Nut, 3/8"-16
8	GR1457	2	Pilot Piston <b>(Non-Stock Item)</b>
	GR1456	2	Cartridge <b>(Non-Stock Item)</b>
A	GA8409	-	Pilot Operated Check Valve (Items 3, 4, 6, 8 And 9)
B	GR1458	-	Seal Kit, Includes: (2) Cartridge Seal Kits, (5) O-Rings, (2) BU Rings

Stroke Limiter Valve

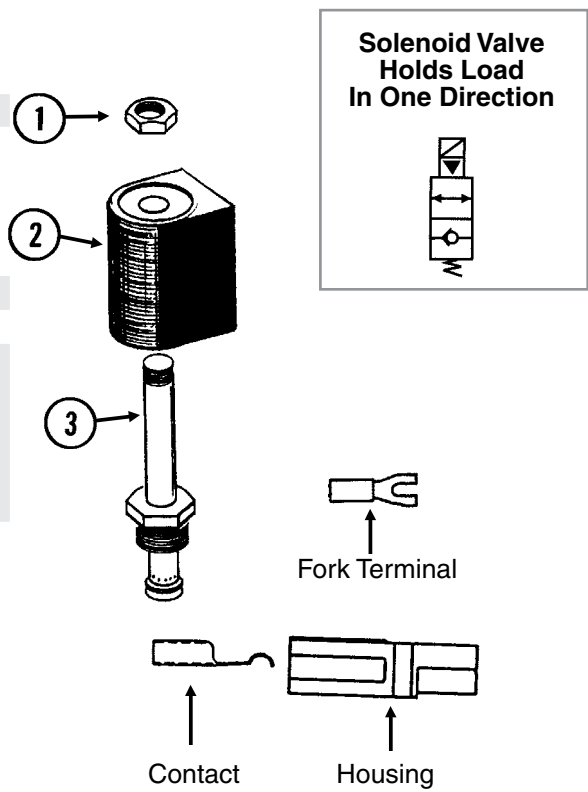
(FF23b)



ITEM	PART NO.	QTY.	DESCRIPTION
A	GA12105	-	Stroke Limiter Valve Complete <i>(Part Number Stamped On Valve Block)</i>
B	G1K255	-	Repair Kit, Includes: (1) Adapter, (1) Poppet, (1) Seal Kit W/O-Rings And BU Ring

VVB019(TWL27c/TWL18/PLTR75c/A9481)

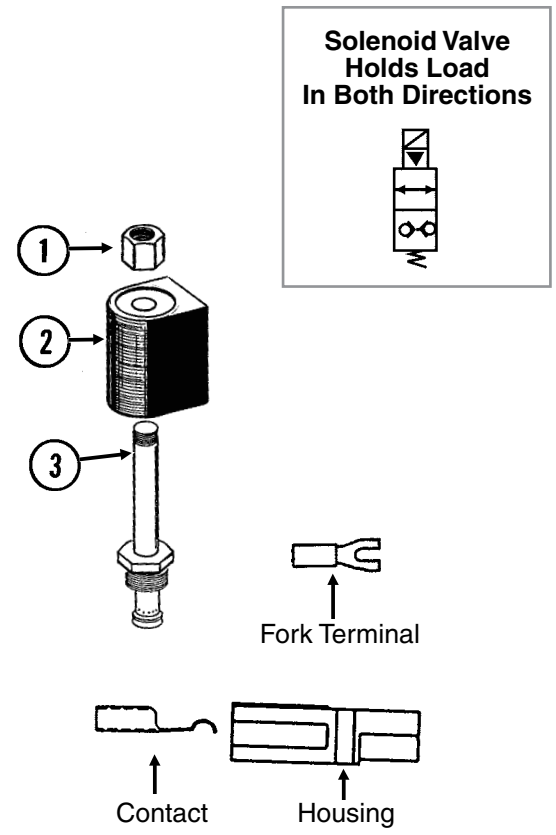
ITEM	PART NO.	QTY.	DESCRIPTION
1	GR0761	1	Special Hex Nut, 1/2"-20
2	G1K274	1	Coil Kit W/Contacts, Housings And Fork Terminals
	GD9529	2	Housing, Black
	GD9530	2	Contact
	G10996	2	Fork Terminal
3	GR0763	1	Cartridge
A	G1K275	-	Solenoid Valve Kit W/Solenoid Valve, Contacts, Housings And Fork Terminals
	GD9529	2	Housing, Black
	GD9530	2	Contact
	G10996	2	Fork Terminal
B	GR0764	-	Seal Kit, Includes: (2) O-Rings, (1) BU Ring




Solenoid Valve (G1K276)

VVB019(FF25/TWL18/PLTR75c)

ITEM	PART NO.	QTY.	DESCRIPTION
1	GR1322	1	Special Hex Nut, 1/2"-20
2	G1K274	1	Coil Kit W/Contacts, Housings And Fork Terminals
	GD9529	2	Housing, Black
	GD9530	2	Contact
	G10996	2	Fork Terminal
3	GR1321	1	Cartridge
A	G1K276	-	Solenoid Valve Kit W/Housings, Contacts, And Forked Terminals
	GD9529	2	Housing, Black
	GD9530	2	Contact
	G10996	2	Fork Terminal
B	GR2042	-	Seal Kit



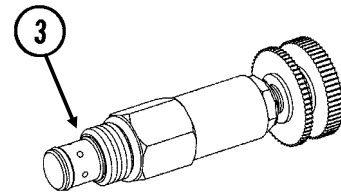
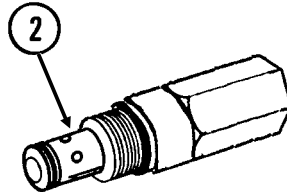
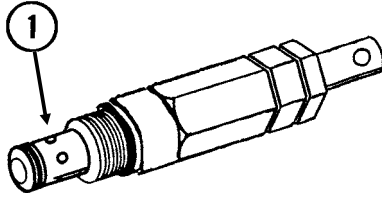
VVB020(TWL28)



ITEM	PART NO.	QTY.	DESCRIPTION
A	GA3413	-	Flow Control Valve
B	GR0764	-	Seal Kit, Includes: (2) O-Rings, (1) BU Ring

**Pressure Relief Valves**


VVB020(FF46/FF46a/FF104)



ITEM	PART NO.	QTY.	DESCRIPTION
1	GA8844 GR1515	- -	Pressure Relief Valve, 1500 PSI Seal Kit, Includes: (2) O-Rings, (1) BU Ring
2	GA10140 GR0764	- -	Pressure Relief Valve, 550 PSI Seal Kit, Includes: (2) O-Rings, (1) BU Ring
3	GA3407 GR0764	- -	Pressure Relief Valve, 1000 PSI Seal Kit, Includes: (2) O-Rings, (1) BU Ring

**Check Valve**

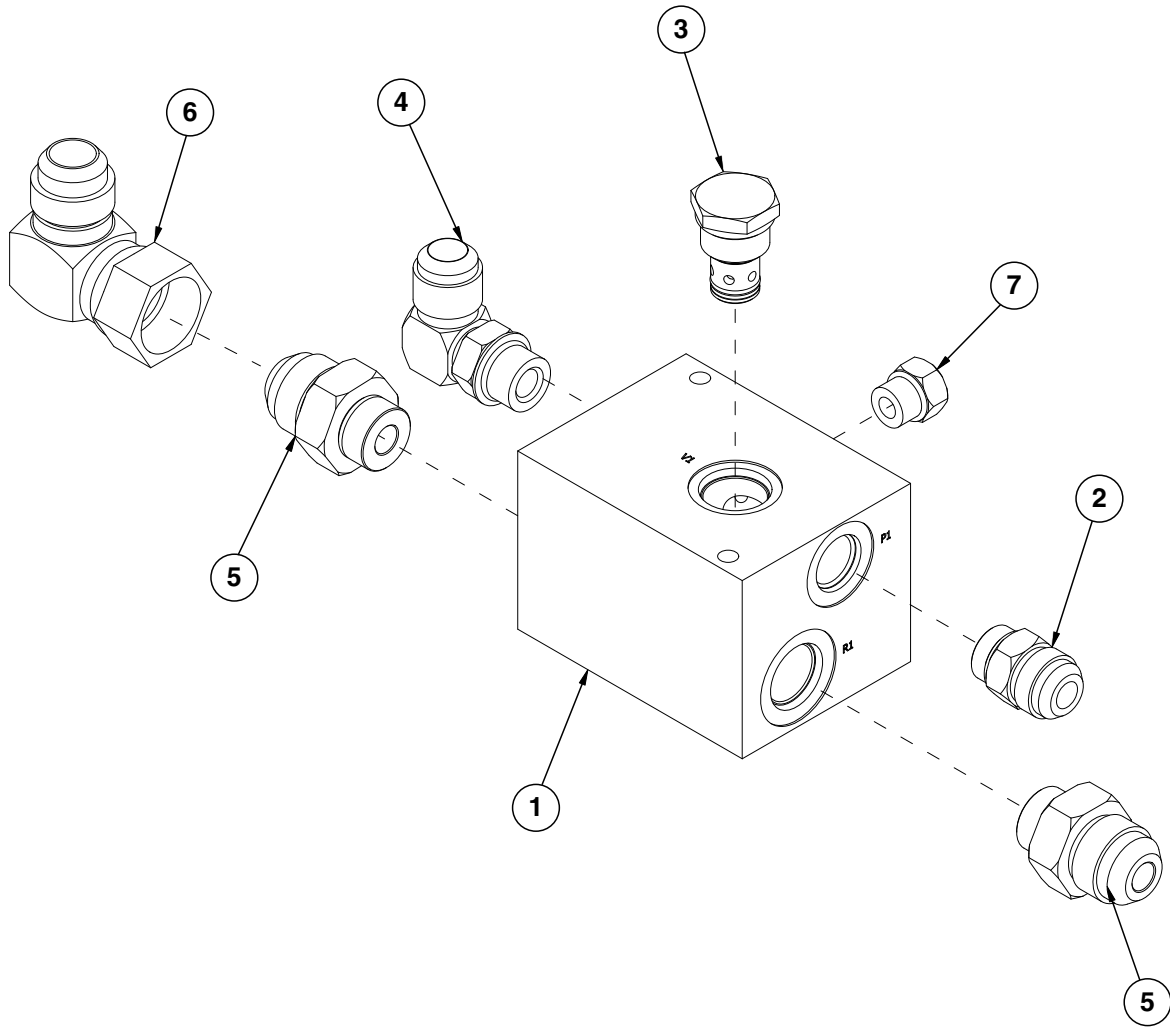
VVB020(TWL30)



ITEM	PART NO.	QTY.	DESCRIPTION
A	GA4293	-	Check Valve
B	GR0764	-	Seal Kit, Includes: (2) O-Rings, (1) BU Ring



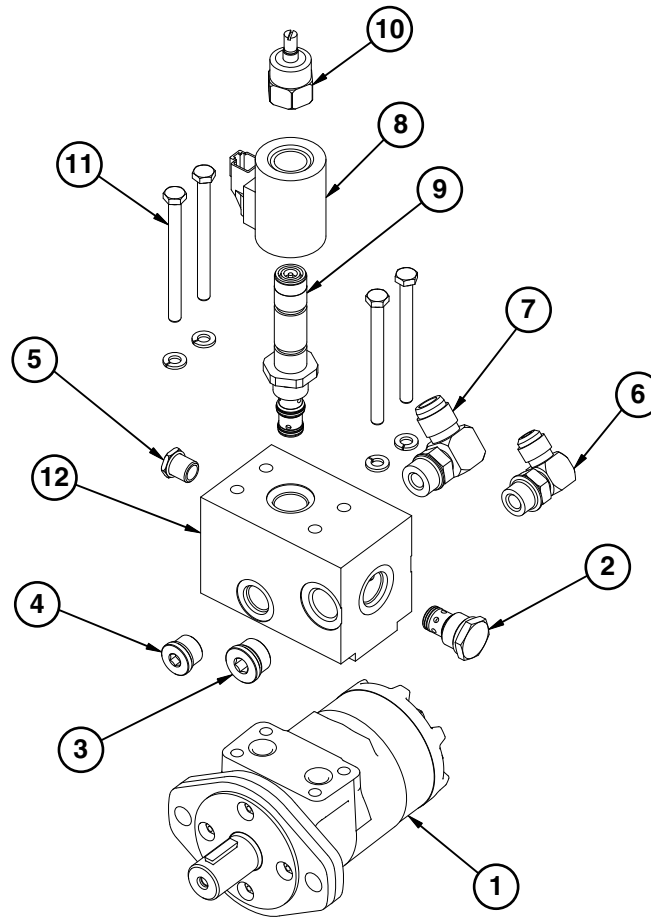
(IP1094)



ITEM	PART NO.	QTY.	DESCRIPTION
1	GD19123	1	Block
2	G6400-10-08 GR1037	1 -	Connector W/O-Ring, 7/8"-14 Male JIC To 3/4"-16 O-Ring O-Ring
3	GA4293	1	Check Valve
4	G6801-10-08 GR1037	1 -	Elbow W/O-Ring, 90°, 7/8"-14 Male JIC To 3/4"-16 O-Ring O-Ring
5	G6400-12-10	2	Connector W/O-Ring, 1 1/16"-12 Male JIC To 7/8"-14 O-Ring
6	G6500-12	1	Swivel Elbow, 90°, 1 1/16"-12 Male JIC To Female
7	G6408-06 GR1045	1 -	Plug W/O-Ring, 9/16"-18 O-Ring O-Ring

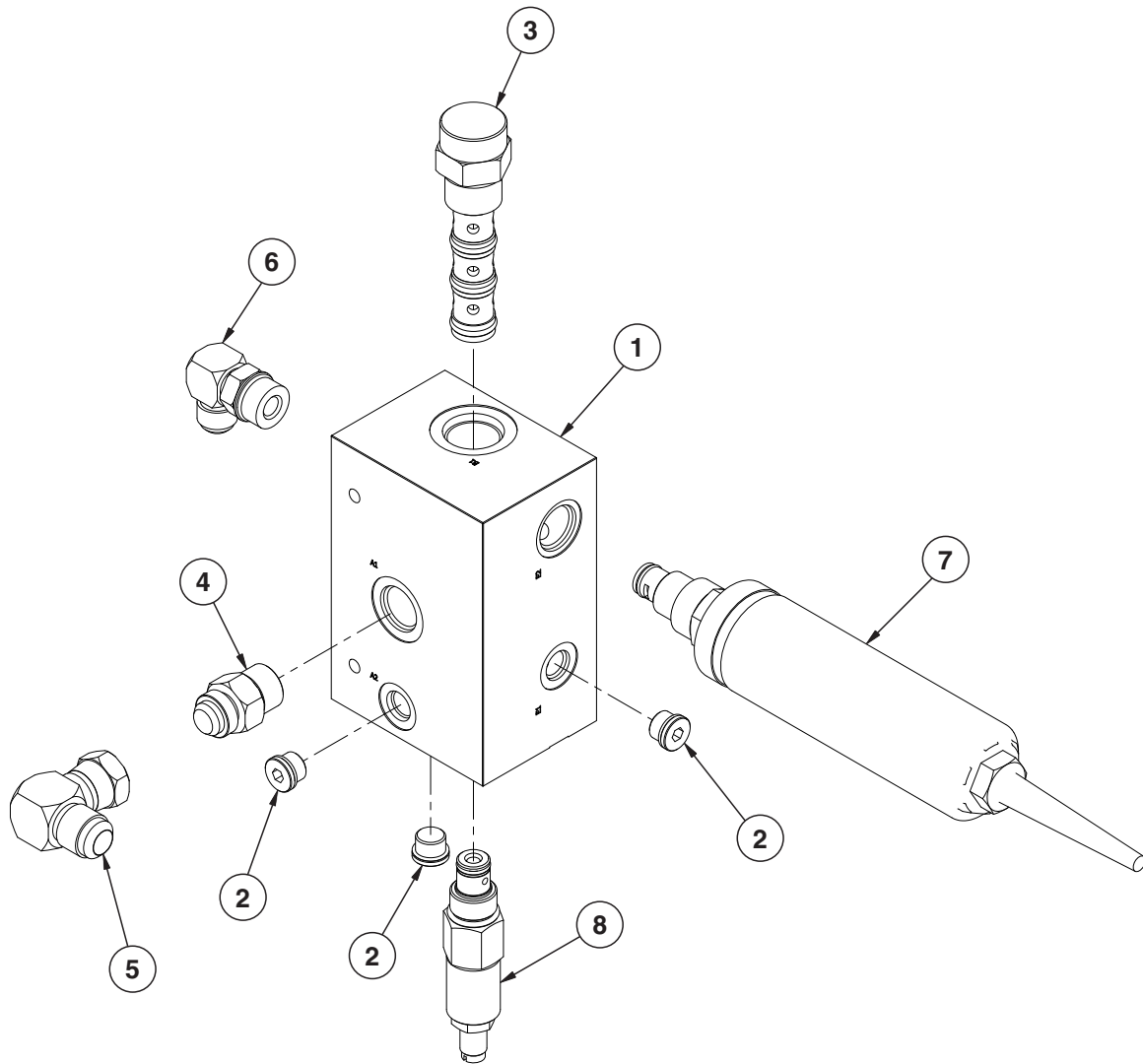
(IP1009)

L.H. Shown



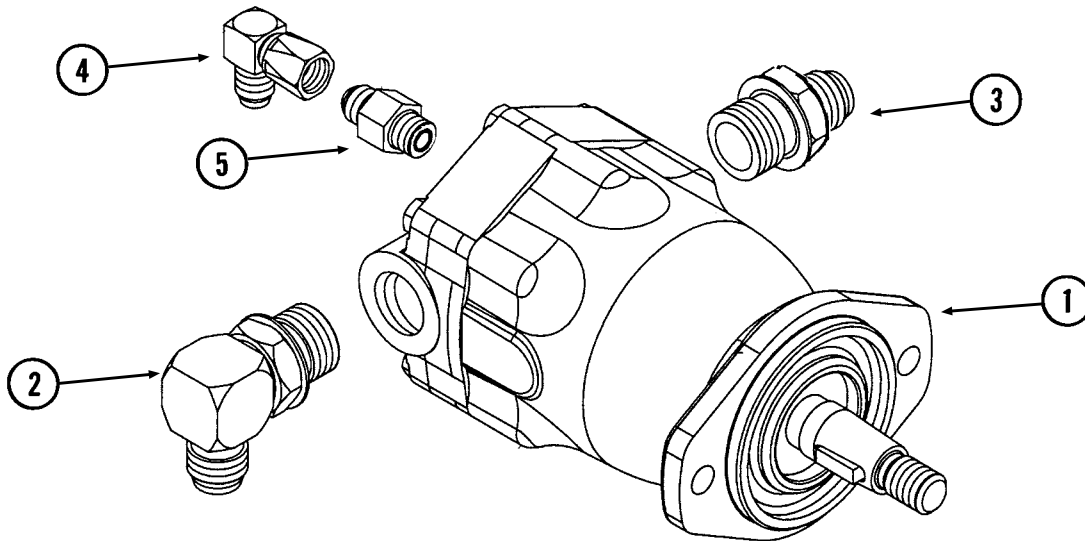
ITEM	PART NO.	QTY.	DESCRIPTION
1	GA13633	1	Hydraulic Motor
	GD18811	-	O-Ring, No. 112
2	GA4293	1	Check Valve
3	G6408-H10-0	1	Hex Socket Head Plug W/O-Ring, 7/8"-14 O-Ring
4	G6408-H08-0	1	Hex Socket Head Plug W/O-Ring, 3/4"-16
5	G6408-H06-0	1	Hex Socket Head Plug W/O-Ring, 5/16"-18
6	G6801-08	1	Elbow W/O-Ring, 90°, 3/4"-16 Male JIC To O-Ring
7	G6801-10	1	Elbow W/O-Ring, 90°, 7/8"-14 Male JIC To O-Ring
	GR1466	-	O-Ring
8	GA13079	1	Coil
9	GA13078	1	Proportional Valve
10	GR1846	1	Manual Override
11	G11309	4	Hex Head Cap Screw, 5/16"-18 x 3 3/4"
	G10232	4	Lock Washer, 5/16"
12	GD19440	1	Valve Block
A	GA13661	-	Hydraulic Motor Assembly, L.H.
B	GA13660	-	Hydarulic Motor Assembly, R.H.
C	GR1939	-	Seal Kit
D	GR2041	-	Check Valve Seal Kit

(IP1429)



ITEM	PART NO.	QTY.	DESCRIPTION
1	GD25470	1	Vacuum Manifold Block
2	G6408-H06-O GR1045	3 -	Hex Socket Head Plug W/O-Ring, 9/16"-18 O-Ring O-Ring
3	GA11682	1	Pressure Compensating Element
4	G6400-10 GR1466	1	Connector W/O-Ring, 7/8"-14 Male JIC To O-Ring O-Ring
5	G6500-10	1	Swivel Elbow, 90°, 7/8"-14 Male JIC To Female
6	G6801-08-10 GR1466	1 -	Elbow W/O-Ring, 90°, 3/4"-16 Male JIC To 7/8"-14 O-Ring O-Ring
7	GA17579	1	Flow Control, 0-15 GPM W/Terminals
8	GA17426	1	Pressure Relief Valve (3000 PSI)

(METR21b)

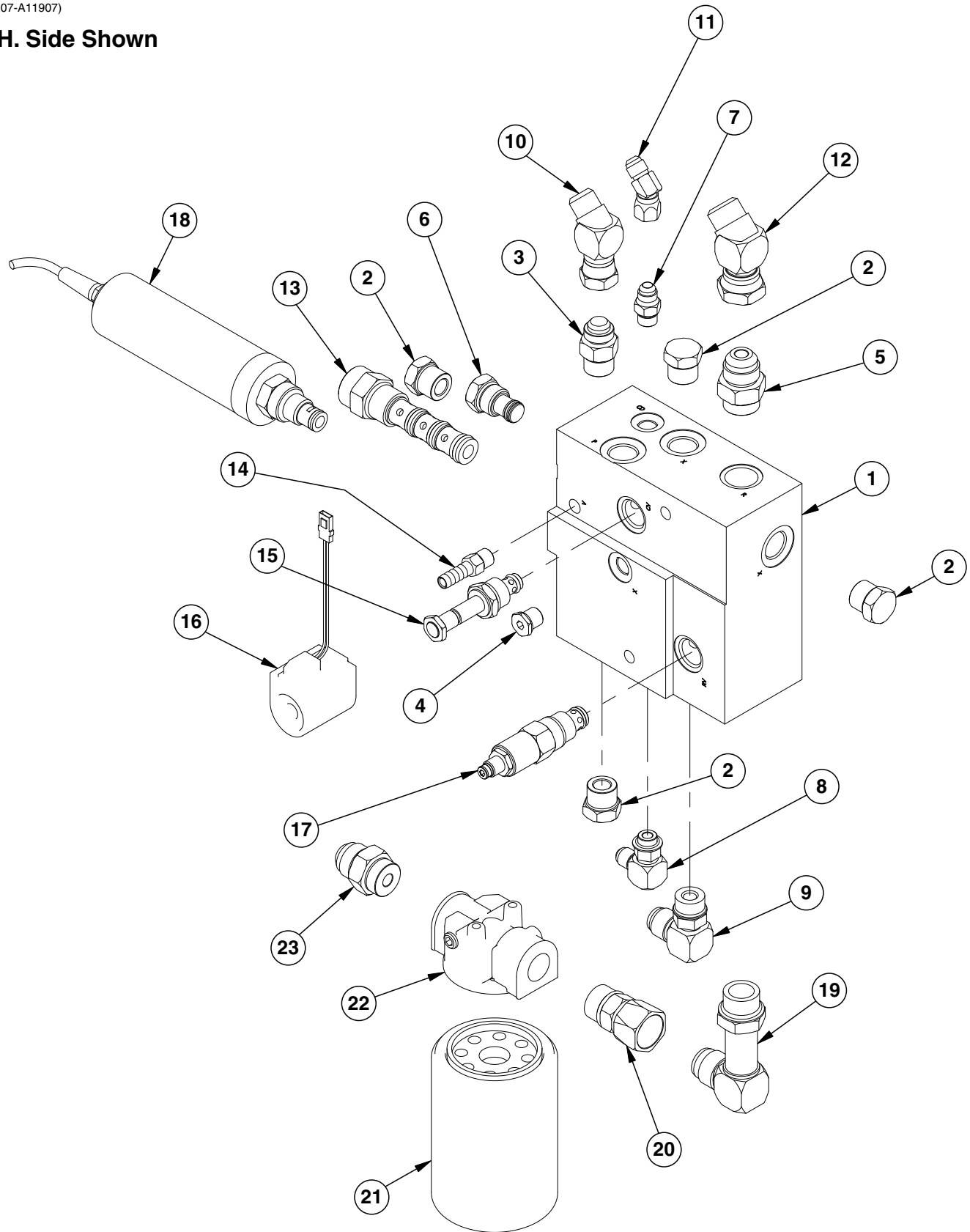


ITEM	PART NO.	QTY.	DESCRIPTION
1	GA10149 GR2190 GR1734	1 - -	Hydraulic Motor Motor Key Seal Kit
2	G6801-10-12 GR1467	1 -	Elbow W/O-Ring, 90°, 7/8"-14 Male JIC To 1 1/16"-12 O-Ring O-Ring
3	G6400-12 GR1467	2 -	Connector W/O-Ring, 1 1/16"-12 Male JIC To O-Ring O-Ring
4	G6500-06	1	Swivel Elbow, 90°, 9/16"-18 Male JIC To Female
5	G6400-06 GR1045	1 -	Connector W/O-Ring, 9/16"-18 Male JIC To O-Ring O-Ring

**This page left blank intentionally.**

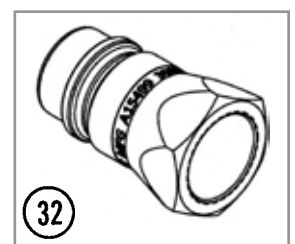
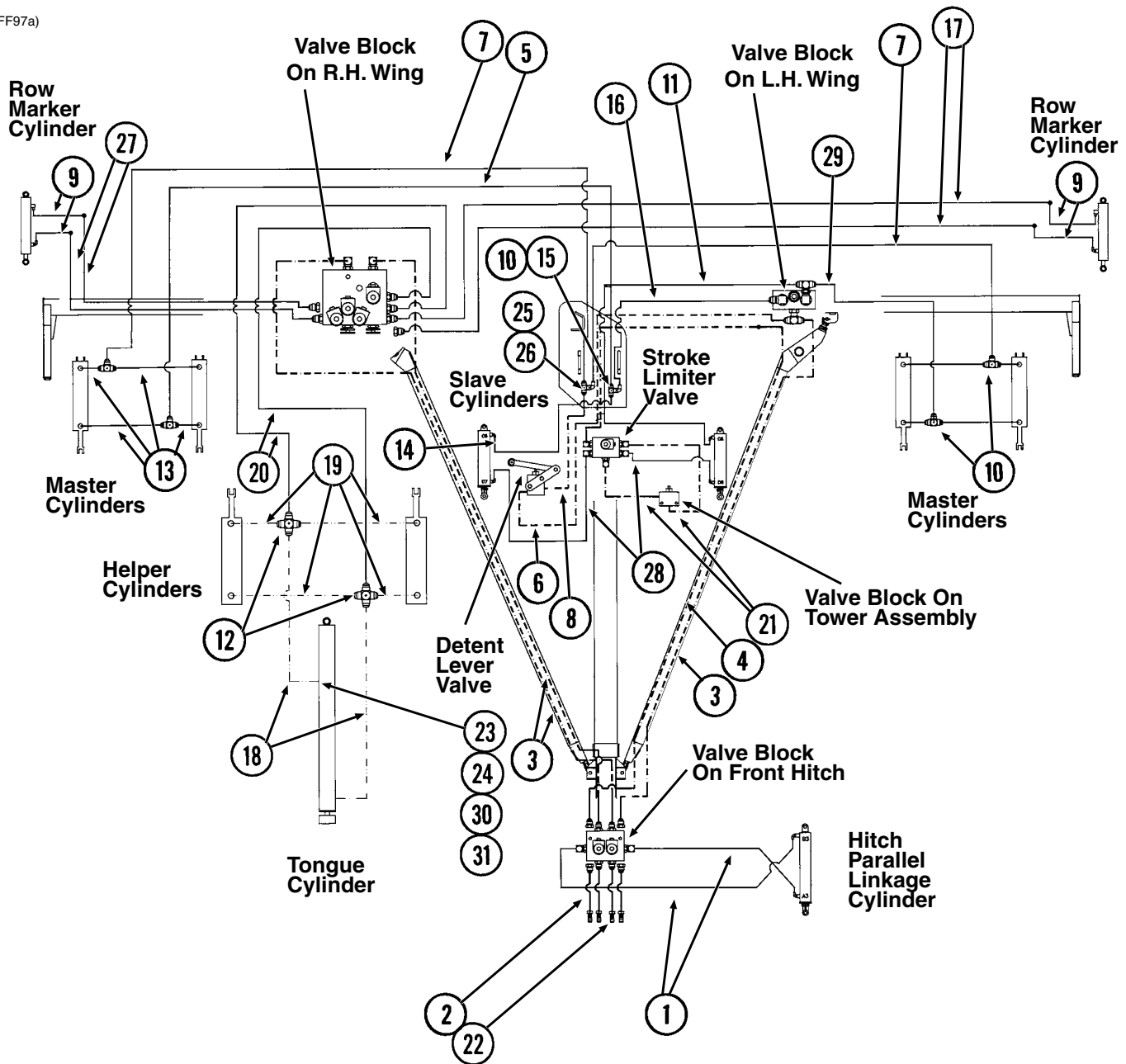
(FF107-A11907)

L.H. Side Shown



ITEM	PART NO.	QTY.	DESCRIPTION
1	GD16873	1	Valve Block
2	G6408-10 GR1466	4 -	Plug W/O-Ring, 7/8"-14 O-Ring O-Ring
3	G6400-10 GR1466	1 -	Connector W/O-Ring, 7/8"-14 Male JIC To O-Ring O-Ring
4	G6408-H06-0 GR1045	1 -	Hex Socket Head Plug W/O-Ring, 9/16"-18 O-Ring O-Ring
5	G6400-12 GR1467	1 -	Connector W/O-Ring, 1 1/16"-12 Male JIC To O-Ring O-Ring
6	GA11934	1	Relief Valve Cartridge
7	G6400-06 GR1045	1 -	Connector W/O-Ring, 9/16"-18 Male JIC To O-Ring O-Ring
8	G6801-06 GR1045	1 -	Elbow W/O-Ring, 90°, 9/16"-18 Male JIC To O-Ring O-Ring
9	G6801-10 GR1466	1 -	Elbow W/O-Ring, 90°, 7/8"-14 Male JIC To O-Ring O-Ring
10	G6502-10	1	Swivel Elbow, 45°, 7/8"-14 Male JIC To Female (L.H. Side Only)
11	G6502-06	1	Swivel Elbow, 45°, 9/16"-18 Male JIC To Female (L.H. Side Only)
12	G6502-12	1	Swivel Elbow, 45°, 1 1/16"-12 Male JIC To Female (L.H. Side Only)
13	GA11682	1	Pressure Compensating Element
14	GD11700	1	Adapter, 1/4" NPT To 3/8" Barb
15	GA11680	1	Cartridge
16	GA11900	1	Coil W/Terminals
17	GA11679	1	Relief Valve
18	GA10986	1	Motorized Flow Control
19	G6801-LL-12	1	X-Long Elbow W/O-Ring, 90°, 1 1/16"-12 Male JIC x 1 1/16"-12
20	G6402-12-12	1	Connector W/O-Ring, 1 1/16" Female JIC x 1 1/16"-12
21	GD16037	1	Oil Filter, 10 Micron
22	GD16038	1	Filter Head
23	G6400-12 GR1467	1 -	Connector, W/O-Ring, 1 1/16"-12 Male JIC To O-Ring O-Ring

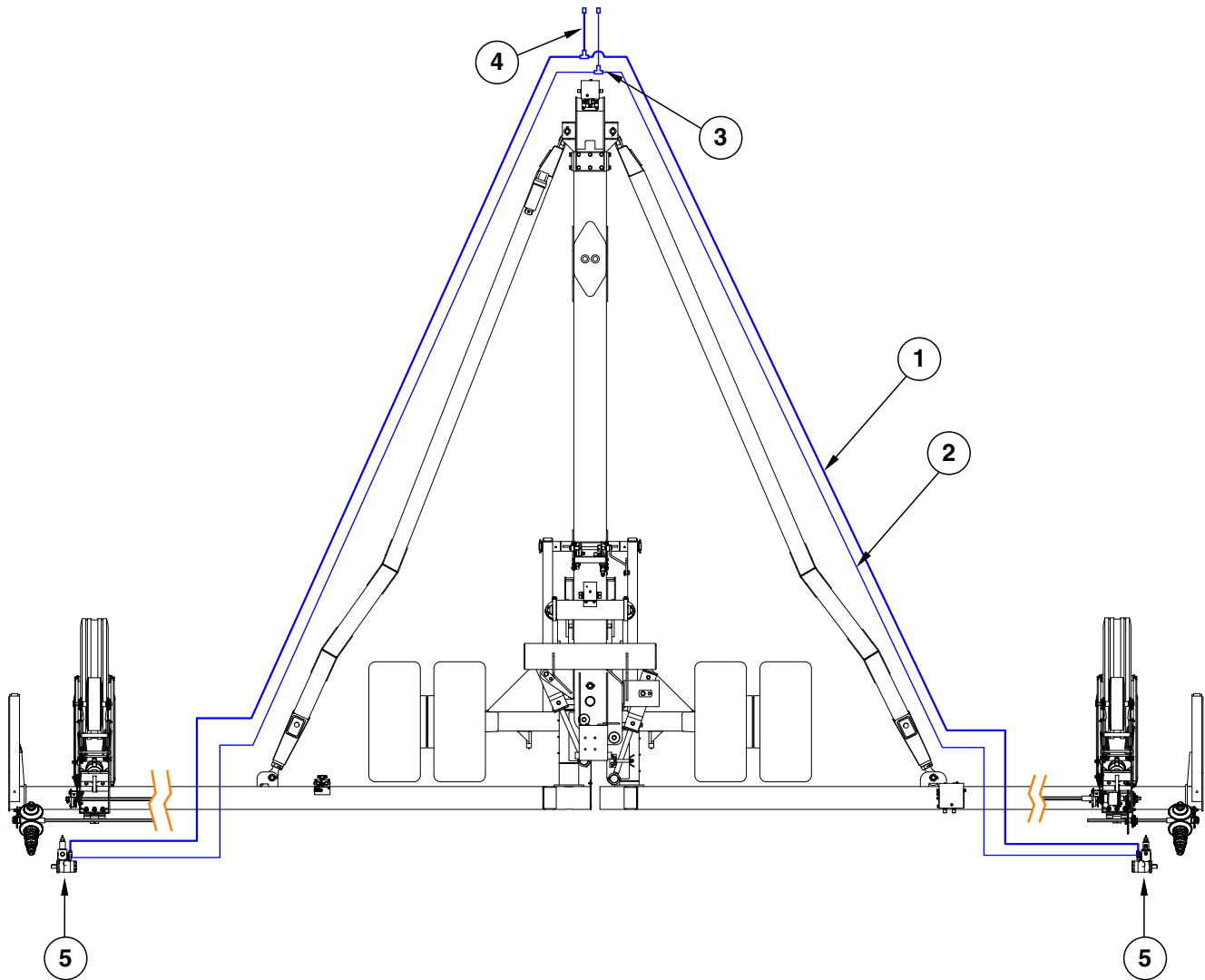
(FF97a)





ITEM	PART NO.	QTY.	DESCRIPTION
1	*A1044	2	Hose Assembly, 3/8" x 34"
2	*A1412	4	Hose Assembly, 1/2" x 130"
3	*A1499	3	Hose Assembly, 1/2" x 280"
4	*A1498	1	Hose Assembly, 1/2" x 452"
5	*A1089	1	Hose Assembly, 3/8" x 240", 24 Row 20"
	*A3141	-	Hose Assembly, 3/8" x 260", 24 Row 22"
6	*A1487	1	Hose Assembly, 1/2" x 150"
7	*A3196	2	Hose Assembly, 3/8" x 240", 24 Row 20"
	*A3212	-	Hose Assembly, 3/8" x 260", 24 Row 22"
8	*A1404	1	Hose Assembly, 1/2" x 41"
9	*A1072	4	Hose Assembly, 3/8" x 48"
10	G2603-08	5	Tee, 3/4"-16 Male JIC
11	*A1049	1	Hose Assembly, 3/8" x 160"
12	G2650-06	2	Cross, 9/16"-18 Male JIC
13	*A3119	8	Hose Assembly, 3/8" x 36", 24 Row 20"
	*A3175	-	Hose Assembly, 3/8" x 38", 24 Row 22"
14	*A1020	1	Hose Assembly, 3/8" x 48"
15	G6500-08	1	Swivel Elbow, 90°, 3/4"-16 Male JIC To Female
16	*A1010	1	Hose Assembly, 3/8" x 120"
17	*A3271	2	Hose Assembly, 3/8" x 402", 24 Row 20"
	*A3272	-	Hose Assembly, 3/8" x 426", 24 Row 22"
18	*A1146	2	Hose Assembly, 1/4" x 12"
19	*A1189	4	Hose Assembly, 1/4" x 36"
20	*A12026	2	Hose Assembly, 3/8" x 148"
21	*A1424	2	Hose Assembly, 1/2" x 30"
22	GD4086	4	ISO Coupler
23	G6400-06-08	1	Connector W/O-Ring, 9/16"-18 Male JIC To 3/4"-16 O-Ring
	GR1037	-	O-Ring
24	G6502-06	2	Swivel Elbow, 45°, 9/16"-18 Male JIC To Female
25	G2603-10	1	Tee, 7/8"-14 Male JIC
26	G6500-10	1	Swivel Elbow, 90°, 7/8"-14 Male JIC To Female
27	*A1025	2	Hose Assembly, 3/8" x 148", 24 Row 20"
	*A3105	-	Hose Assembly, 3/8" x 170", 24 Row 22"
28	*A3119	2	Hose Assembly, 3/8" x 36"
29	*A1010	1	Hose Assembly, 3/8" x 120", 24 Row 20"
	*A1013	-	Hose Assembly, 3/8" x 150, 24 Row 22"
30	*G6500-06	1	Swivel Elbow, 90°, 9/16"-18 Male JIC To Female
31	G2406-08-06	1	Reducer, 3/4"-16 Female JIC To 9/16"-18 Male JIC
32	GA15499	-	Coupler

\*Hydraulic hose is not stocked by Kinze Repair Parts, but can be made available on a special order basis. Call for quote.

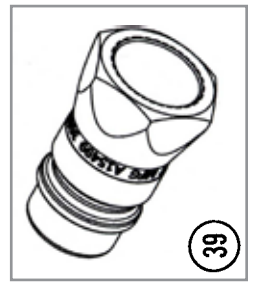
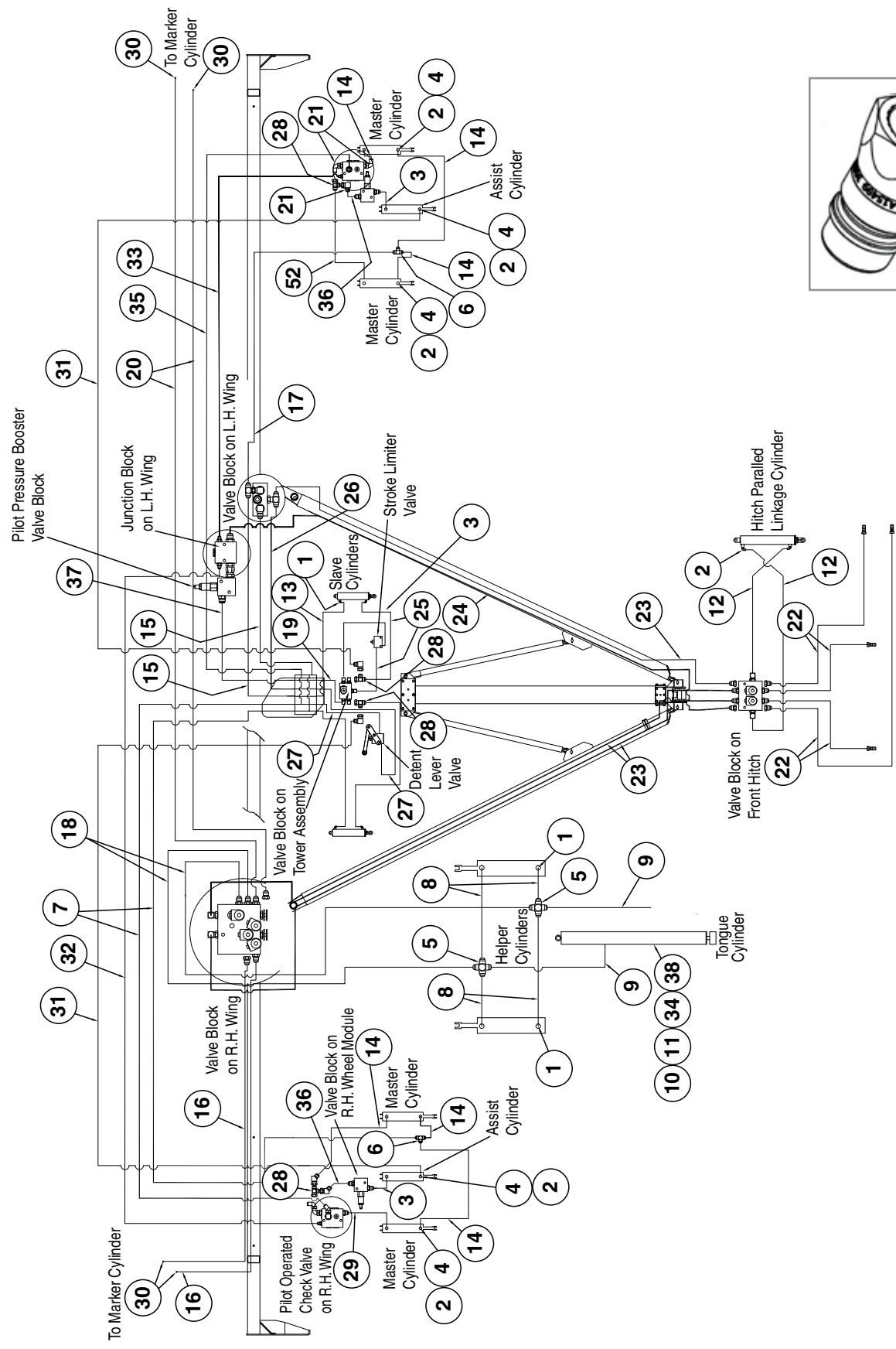


ITEM	PART NO.	QTY.	DESCRIPTION
1	*A15022	2	Hose Assembly, 3/8" x 438"
2	*A3239	2	Hose Assembly, 3/8" x 438"
3	G2603-08-08-10	2	Tee Tube 3/4"-16
4	*A1412	2	Hose Assembly, 1/2" x 130"
5	---	-	<a href="#">See "Hydraulic Motor" on page P175</a>

\*Hydraulic hose is not stocked by Kinze Repair Parts, but can be made available on a special order basis. Call for quote.

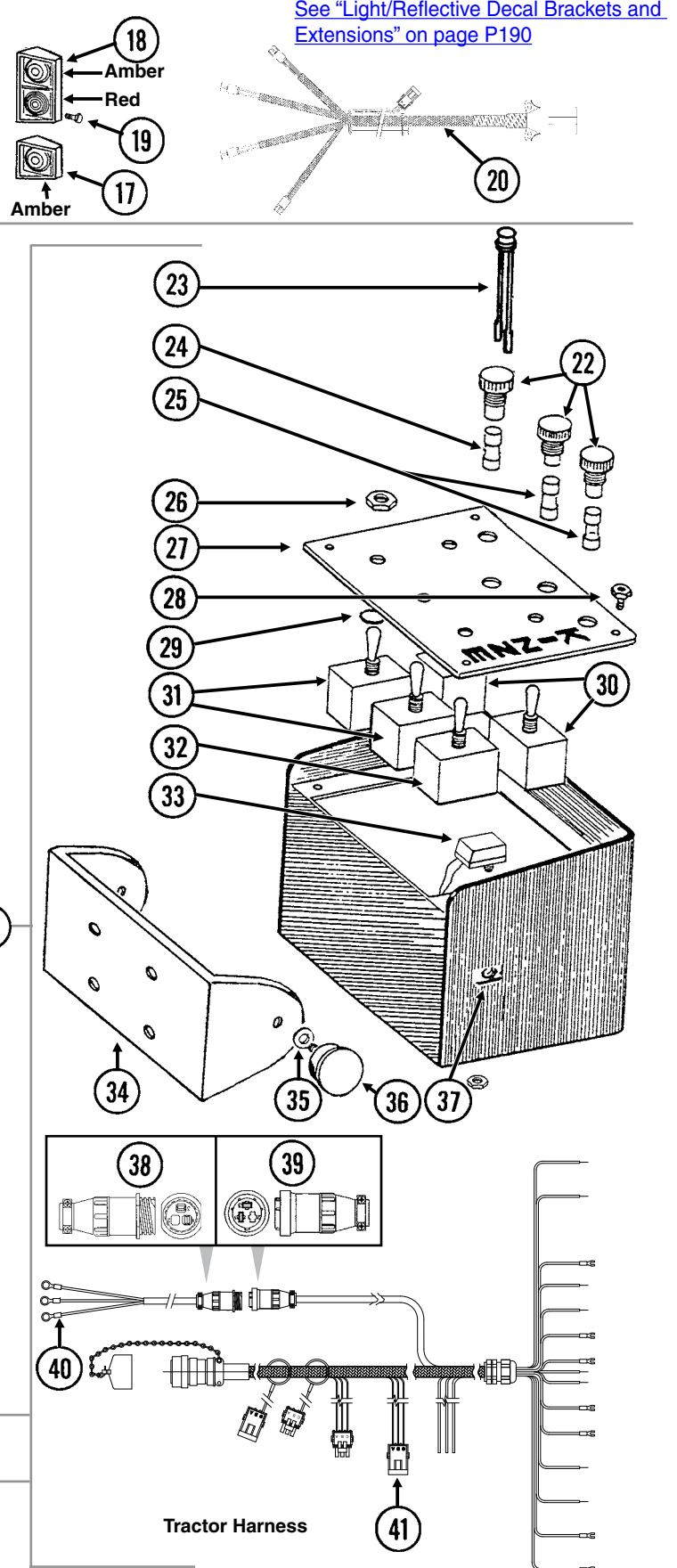
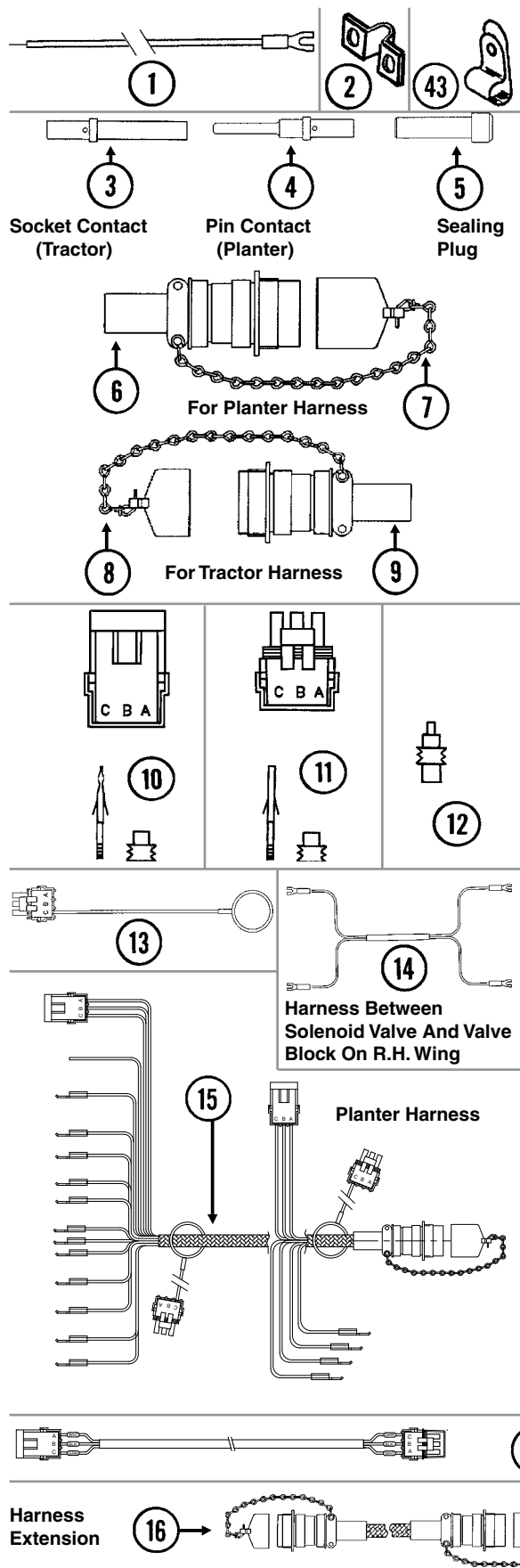
**This page left blank intentionally.**

(IP1179)



ITEM	PART NO.	QTY.	DESCRIPTION
1	G6801-06-08 GR1037	8 -	Connector W/O-Ring, 3/16"-18 Male JIC To 3/4"-16 O-Ring O-Ring
2	G6801-08 GR1037	14 -	Elbow W/O-Ring, 90°, 3/4"-16 Male JIC To O-Ring O-Ring
3	*A1098	4	Hose Assembly, 3/8" x 26"
4	G6502-08	15	Swivel Elbow, 45°, 3/4"-16 Male JIC To Female
5	G2650-06	2	Cross, 3/16"-18 Male JIC
6	G2603-08	2	Tee, 3/4"-16 Male JIC
7	*A12082	2	Hose Assembly, 3/8" x 418"
8	*A1189	4	Hose Assembly, 1/4" x 36"
9	*A1146	2	Hose Assembly, 1/4" x 12"
10	G6400-06-08 GR1037	1 -	Connector W/O-Ring, 3/16"-18 Male JIC To 3/4"-16 O-Ring O-Ring
11	G6502-06	2	Swivel Elbow, 45°, 3/16"-18 Male JIC To Female
12	*A1044	2	Hose Assembly, 3/8" x 34"
13	*A3140	2	Hose Assembly, 3/8" x 94"
14	*A3119	6	Hose Assembly, 3/8" x 36"
15	*A3111	2	Hose Assembly, 3/8" x 200"
16	*A1031	2	Hose Assembly, 3/8" x 234"
17	*A1057	1	Hose Assembly, 3/8" x 216"
18	*A3299	2	Hose Assembly, 3/8" x 164"
19	*A8201	1	Hose Assembly, 1/2" x 90"
20	*A12000	2	Hose Assembly, 3/8" x 548"
21	G6500-08	8	Swivel Elbow, 90°, 3/4"-16 Male JIC To Female
22	*A1412	4	Hose Assembly, 1/2" x 130"
23	*A1485	3	Hose Assembly, 1/2" x 330"
24	*A8208	1	Hose Assembly, 1/2" x 374"
25	*A8273	2	Hose Assembly, 1/2" x 21"
26	*A12749	1	Hose Assembly, 1/2" x 198"
27	*A1465	2	Hose Assembly, 1/2" x 84"
28	G6602-08	4	Swivel Tee, 3/4"-16 JIC
29	*A1019	2	Hose Assembly, 3/8" x 44"
30	G2408-08	4	Plug, 3/4"-16 JIC
31	*A3178	2	Hose Assembly, 3/8" x 536"
32	*A8503	1	Hose Assembly, 3/16" x 436"
33	*A8502	1	Hose Assembly, 3/16" x 270"
34	G2406-08-06	1	Reducer, 3/4"-16 Female JIC To 3/16"-18 Male JIC
35	*A12083	1	Hose Assembly, 3/8" x 436"
36	*A3122	2	Hose Assembly, 3/8" x 10 1/2"
37	*A8283	1	Hose Assembly, 1/2" x 158"
38	G6500-06	1	Swivel Elbow, 90°, 3/16"-18 Male JIC To Female
39	GA15499	-	Coupler

\*Hydraulic hose is not stocked by Kinze Repair Parts, but can be made available on a special order basis. Call for quote.



ITEM	PART NO.	QTY.	DESCRIPTION
1	GA9481	-	Jumper Wire W/Fork Terminal, 13"
	G10996	-	Fork Terminal
2	GD13310	-	Jumper, 7/16"
3	GD8740	-	Socket Contact, No. 14
4	GD8741	-	Pin Contact, No. 14
5	GD8739	-	Sealing Plug, No. 12
6	GA6109	1	Connector W/Cable Clamp, 23 Pin Capacity
7	GA7862	-	Dust Cap W/Chain
8	GA7863	-	Dust Cap W/Chain
9	GA6108	1	Connector W/Cable Clamp, 23 Socket Capacity
10	G1K248	-	3-Pin Female Connector Kit (Black), Includes: (3) 3-Pin Female Housings, (9) Pin Contacts, (9) Seals
11	G1K252	-	3-Pin Male Connector Kit (Black), Includes: (3) 3-Pin Male Housings, (9) Socket Contacts, (9) Seals
12	GD11089	-	Sealing Plug
13	GA8047	-	Dust Plug (Black)
14	GA9513	1	Wiring Harness, 312", From Valve Block On R.H. Wing To Tower Assembly
15	GA16337	1	Wiring Harness W/Dust Cap, 468"
16	GA11736	-	Harness Extension W/Dust Caps, 180"
17	GA6701	1	Single Amber Light Assembly
	GR1204	-	Amber Lens
	GR1206	-	Rubber Grommet (2)
	GR1207	-	Lamp Unit
	GR1208	-	Bulb
18	GA6699	1	Double Light Assembly
	GA6700	1	Double Light Assembly (Shown)
	GR1203	-	Red Lens
	GR1204	-	Amber Lens
	GR1205	-	Cover
	GR1206	-	Rubber Grommet (4)
	GR1207	-	Lamp Unit
	GR1208	-	Bulb
19	G10021	8	Hex Head Cap Screw, 1/4"-20 x 1 1/2"
	G10110	16	Lock Nut, 1/4"-20, Grade B
20	GA9502	1	Wiring Harness W/7 Terminal Female Connector, 659" (4 Light Connections)
	GA5385	-	7 Terminal Female Connector
21	G7633X	-	Backlit Control Console Assembly W/Mounting Brackets, Short Harness W/Dust Cap And Power Cable (Shown)
	G7639X	-	Backlit Control Console Assembly W/Mounting Brackets, Short Harness W/Dust Cap And Power Cable, Planters Equipped With Two-Speed Point Row Clutches
22	GA2612	3-5	Fuse Holder W/Spade, 1 33/50"
23	GA7077	1-4	Indicator Light
24	GD2829	1-2	Fuse, 15 Amp, Type AGC
25	GD10243	2-6	Fuse, MDL 10 Amp Delay Action
26	GR1363	5	Hex Face Nut, 1 5/32"-32
	GR1364	5	Internal Tooth Lock Washer, 1 5/32"
27	GA8734	1	Cover Plate (Shown)
	GA8735	-	Cover Plate, Planters Equipped With Two-Speed Point Row Clutches
28	GR1292	4	Pan Head Screw, No. 8-32 x 1/2"
29	GD3860	-	O-Ring (If Applicable)
30	GA2528	2	Switch, 3 Position Toggle, On-Off-On
31	GA6978	2	Switch, 3 Position Toggle, Momentary On-Off-Momentary On

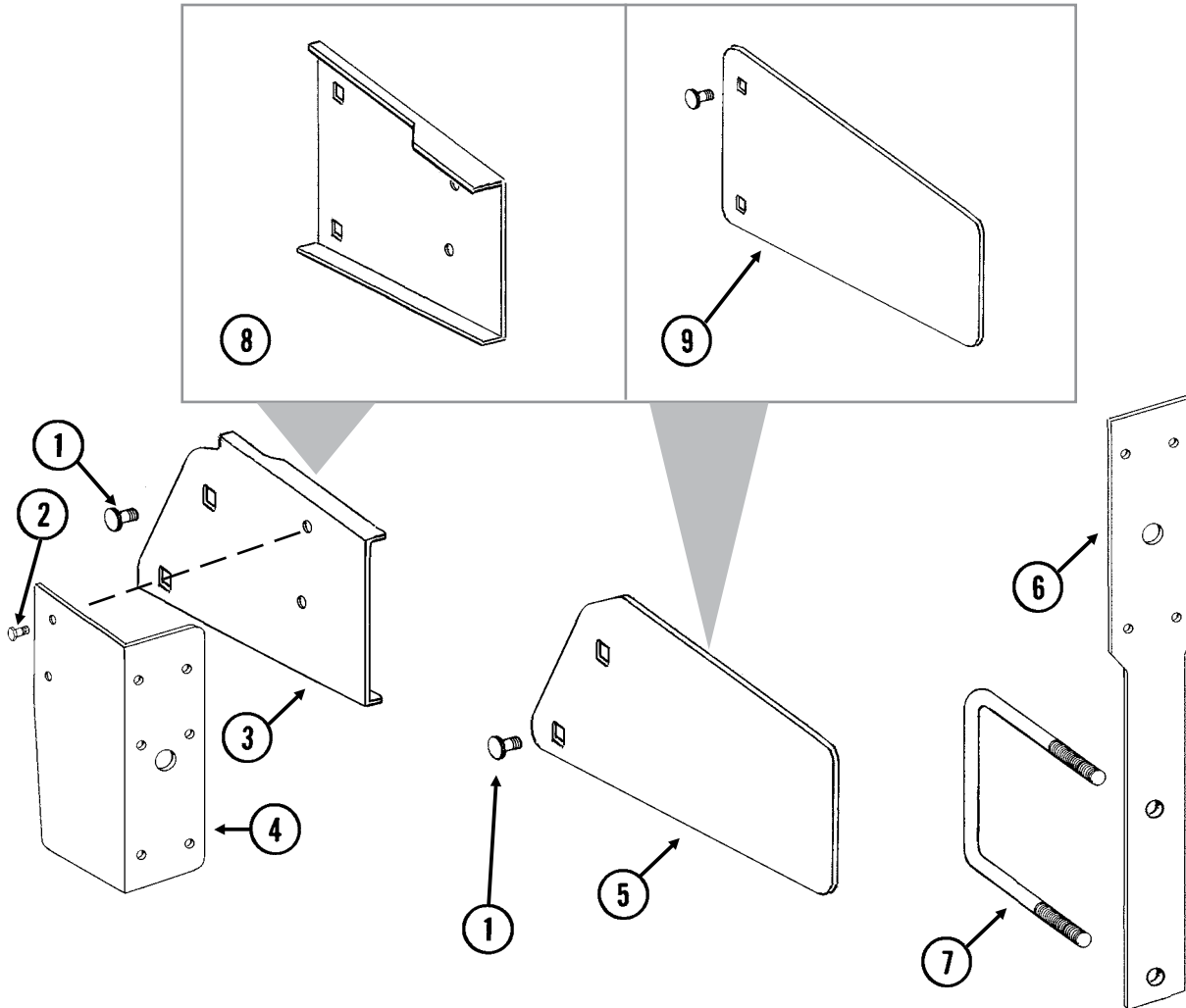
Continued on the next page.

ITEM	PART NO.	QTY.	DESCRIPTION
32	GA6977	1-2	Switch, 2 Position Toggle, On-Off
33	GA8731	1	Switch, Push Button W/Transformer
34	GD9896	1	Mounting Bracket
35	G11385	4	Flat Washer, 1/4" SAE
36	GA6975	2	Knob
37	GR1290	2	Cage Nut, 1/4"-20
38	G1K267	-	Power Lead Adapter Connector Kit, Includes: (1) 3-Pin Connector, (1) Cable Clamp, (3) Male Terminal Pins
39	G1K268	-	Console Cable Connector Kit, Includes: (1) 3-Pin Connector, (1) Cable Clamp, (1) Lock Ring, (3) Female Terminal Pins
40	GA17547	1	Power Lead Adapter
41	GA16340	1	Wiring Harness W/Dust Cap And Power Cable
42	GA7855	1	Extension, 30'
43	GD22965	-	Insulated Clamp, 1/4"
	GD13348	-	Insulated Clamp, 11/16"
	GD6291	-	Insulated Clamp, 3/8"

**NOTE:** See ["Point Row Clutch" on page P129](#) or See ["Two-Speed Point Row Clutch" on page P131](#) for R.H. and L.H. Wiring Harnesses for the point row clutches. See display unit for those components.

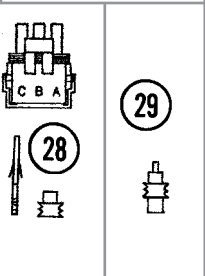
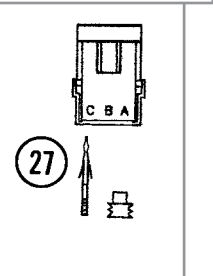
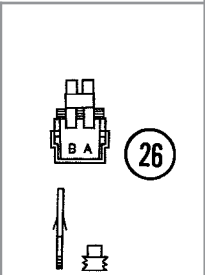
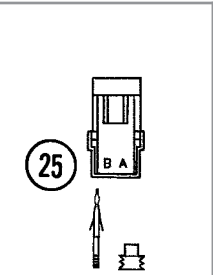
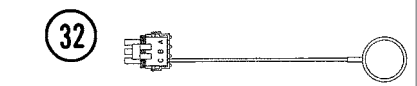
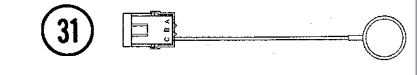
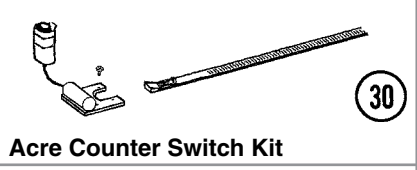
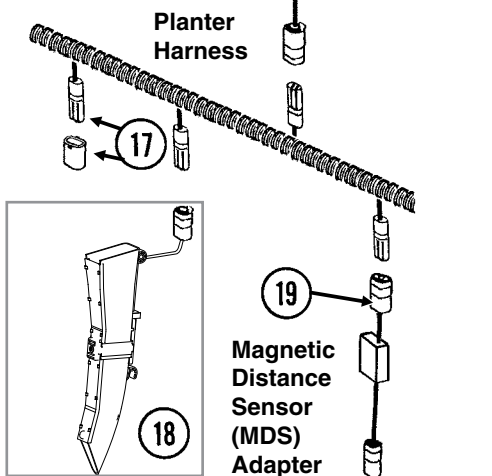
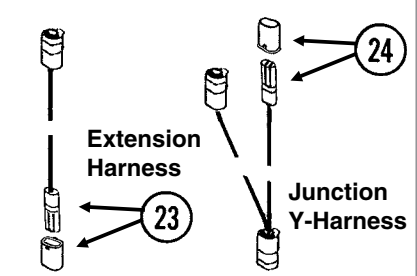
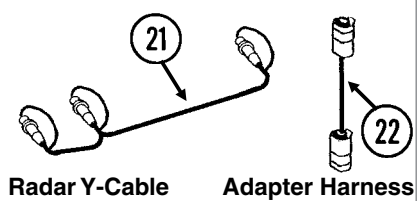
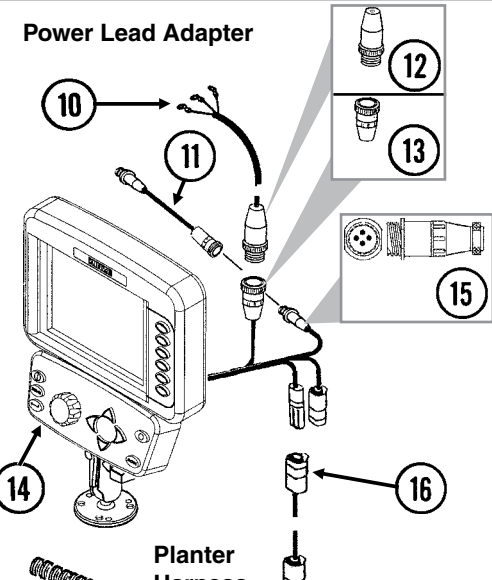
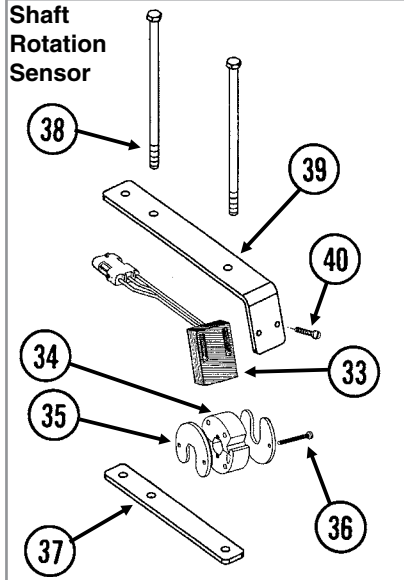
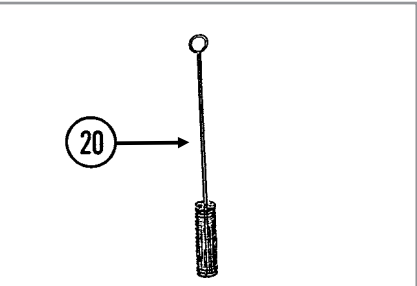
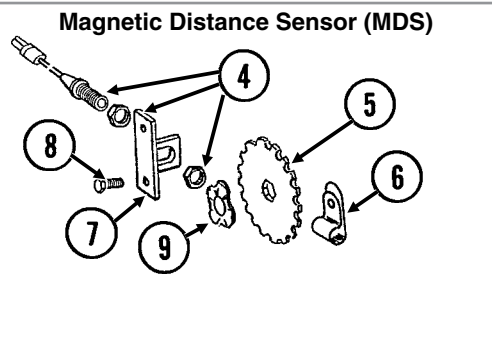
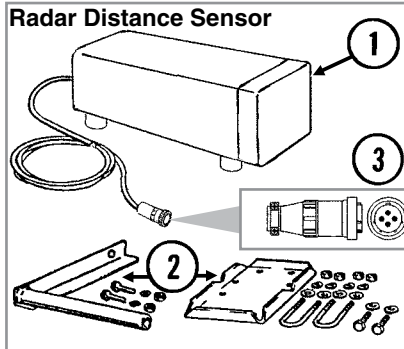


(RU130b/RU129/RU133/RU132/RU130a/RU131/RU129a/RU132a)



ITEM	PART NO.	QTY.	DESCRIPTION
1	G10312	-	Carriage Bolt, 5/16"-18 x 3/4"
	G10620	-	Serrated Flange Nut, 5/16"-18
2	G10064	-	Hex Head Cap Screw, 1/4"-20 x 1"
	G10110	-	Hex Nut, 1/4"-20
3	GD15968	1	Light Mount Extension
4	GD12725	1	Bracket (L.H. Wing)
	GD12724	1	Bracket (R.H. Wing) (Shown)
5	GD15967	1	Reflective Decal Bracket
6	GD13358	2	Light Bracket
	GD26577	2	Light Bracket, 24 Row 20" and 24 Row 22" Vacuum
7	GD17039	2	U-Bolt, 7" x 7" x 5/8"-11
	G10230	4	Lock Washer, 5/8"
	G10104	4	Hex Nut, 5/8"-11
8	GD12723	1	Light Mount Extension
9	GD12710	1	Reflective Decal Bracket

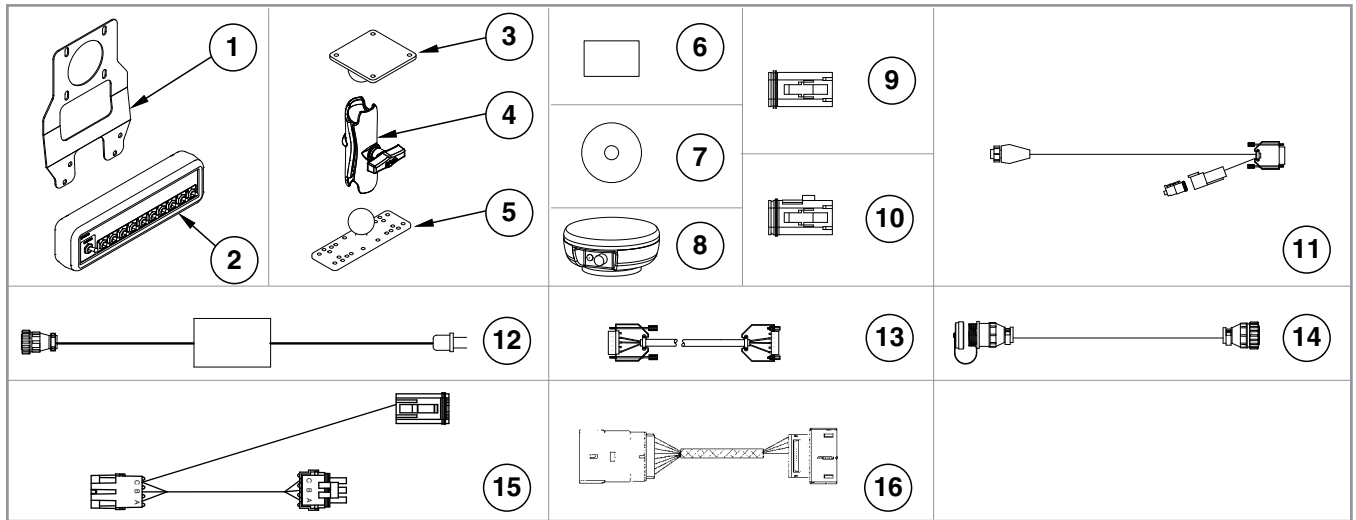
(MTR43w)



ITEM	PART NO.	QTY.	DESCRIPTION
1	GA7858	-	Radar Distance Sensor W/20' Cable
2	GA8026	-	Radar Sensor Pipe/Mounting Bracket Package
3	G1K323	-	4-Pin Connector Kit W/Female Housing, Includes: (4) Pins, (1) Cable Clamp
4	GA5600	1	Magnetic Distance Sensor
5	GD8751	-	Magnetic Distance Sensor Pulse Wheel
6	GD6291	-	Insulated Clamp, 3/8"
7	GD8770	1	Bracket
8	G10001	2	Hex Head Cap Screw, 3/8"-16 x 1"
	G10229	2	Lock Washer, 3/8"
	G10101	2	Hex Nut, 3/8"-16
9	GD8771	1	Spring Wave Washer
10	GA17547	1	Power Lead Adapter
11	GA9144	-	Monitor/Radar Adapter Cable, 10"
12	G1K267	-	Power Lead Adapter Connector Kit, Includes: (1) Cable Clamp, (1) 3-Pin Connector, (3) Male Terminal Pins
13	G1K268	-	Console Cable Connector Kit, Includes: (1) Cable Clamp, (1) 3-Pin Connector, (1) Lock Ring, (3) Female Terminal Pins
14	G8647x	1	KPM III Backlit Console W/Brush (Item 20), Dust Plug (Item 32), Mounting Bracket Assembly, Console Mounting Bracket Hardware And Power Harness
	GA12403	-	Mounting Bracket Assembly, Includes: (2) Mounting Brackets, (2) Connector Halves, (1) Compression Spring, (1) Tension Knob, (1) 1/4"-20 x 1 3/4" Hex Head Cap Screw, (1) 1/4" Plastic Washer, (1) 1/4" Steel Washer
	GR1762	-	Console Mounting Bracket Hardware Package, Includes: (3) No. 10-32 x 5/8" Hex Socket Pan Head Screws, (3) No. 10 Lock Washers
	GA16082	-	Power Harness
15	G1K322	-	4-Pin Connector Kit W/Male Housing, (4) Female Socket Contacts and (1) Cable Clamp
16	---	-	Included In Tractor/Planter Wiring Harness, <a href="#">See "Electrical Components" on page P187</a>
17	GA7852	-	Planter Harness W/Dust Caps, 16 Row (20 Connectors)
	GA8050	-	Planter Harness W/Dust Caps, 18 Row (22 Connectors)
	GD11993	-	Dust Cap
18	GA19961	-	Seed Tube W/Computerized Sensor
	GA19960	-	Seed Tube (With Holes For Sensor Installation)
19	GA7859	1	Magnetic Distance Sensor Adapter (Analog To Digital)
20	GR0594	-	Brush
21	GR0586	1	Radar Y-Cable (Used To Connect Radar Distance Sensor For Multiple Functions)
22	GA7857	-	Adapter Harness, 1'
23	GA7854	-	Extension Harness W/Dust Cap, 15'
	GA7855	-	Extension Harness W/Dust Cap, 30'
	GD11993	-	Dust Cap
24	GA7853	-	Junction Y-Harness W/Dust Cap
	GD11993	-	Dust Cap
25	G1K321	-	2-Pin Female Connector Kit (Black), Includes: (3) 2-Pin Female Housings, (6) Pin Contacts, (6) Seals
26	G1K320	-	2-Pin Male Connector Kit (Black), Includes: (3) 2-Pin Male Housings, (6) Socket Contacts, (6) Seals

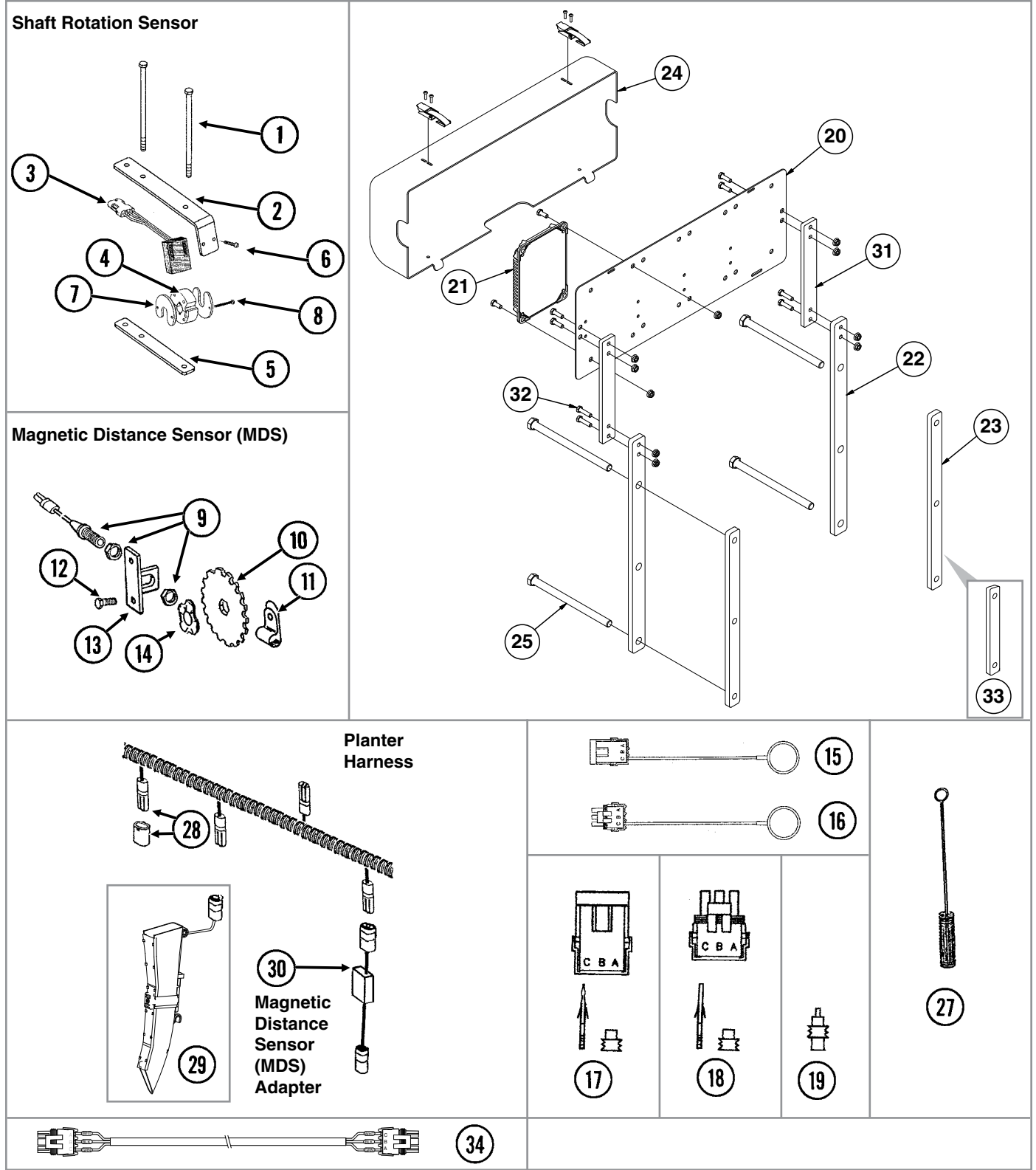
Continued on the next page.

ITEM	PART NO.	QTY.	DESCRIPTION
27	G1K248	-	3-Pin Female Connector Kit (Black), Includes: (3) 3-Pin Female Housings, (9) Pin Contacts, (9) Seals
	G1K362	-	3-Pin Female Connector Kit (Blue), Includes: (3) 3-Pin Female Housings, (9) Pin Contacts, (9) Seals
28	G1K252	-	3-Pin Male Connector Kit (Black), Includes: (3) 3-Pin Male Housings, (9) Socket Contacts, (9) Seals
	G1K363	-	3-Pin Male Connector Kit (Blue), Includes: (3) 3-Pin Male Housings, (9) Socket Contacts, (9) Seals
29	GD11089	-	Sealing Plug
30	G1K249	-	Acre Counter Switch Kit
31	GA8046	-	Dust Plug (Black)
	GA9978	-	Dust Plug (Blue)
32	GA8047	-	Dust Plug (Black)
	GA9979	-	Dust Plug (Blue)
33	GR1415	1	Rotation Sensor
34	GR1414	1	Actuator
35	GD11474	4	Cover
36	G10927	4	Pan Head Machine Screw, No. 8-32 x 1¼", Stainless Steel
	G10931	4	Lock Washer, No. 8, Internal/External, Stainless Steel
	G10928	4	Hex Nut, No. 8-32, Stainless Steel
37	GD18168	2	Mount
38	G10686	4	Hex Head Cap Screw, ⅜"-16 x 8"
	G10229	4	Lock Washer, ⅜"
	G10101	4	Hex Nut, ⅜"-16
39	GD18118	2	Shaft Sensor Mount
40	G11288	4	Pan Head Screw, No. 10-32 x 1½"
	G10243	4	Washer, No. 10 SAE
	G10758	4	Hex Nut, No. 10-32
A	GA6147	-	Magnetic Distance Sensor And Mounting Package (Items 4-9)
B	GA13521	-	Shaft Sensor Mounting Package (Items 35-40)
C	GA8135	-	Shaft Rotation Kit, Includes: (2) Actuators (2) Rotation Sensors



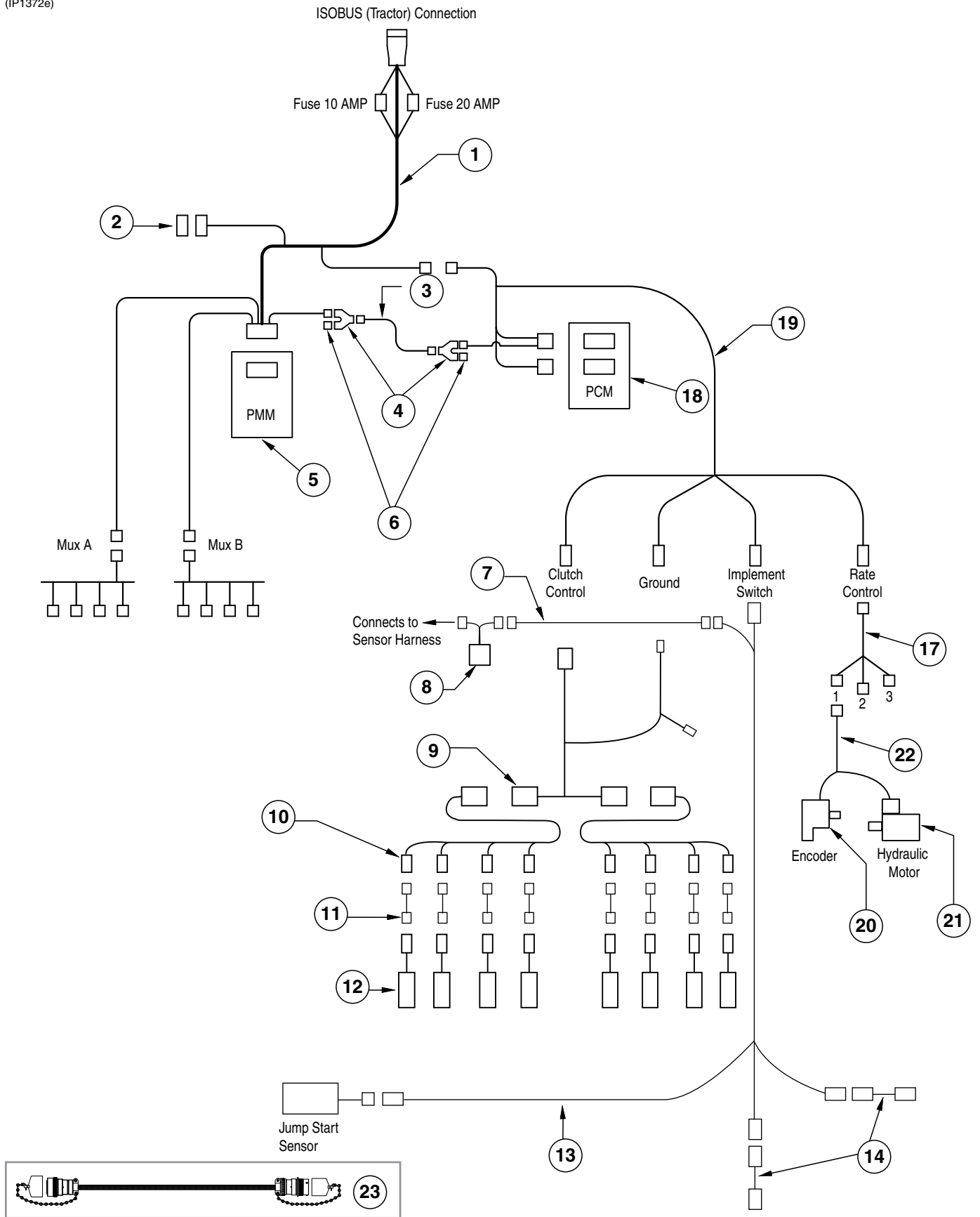
ITEM	PART NO.	QTY.	DESCRIPTION
1	GR1916	1	Switch Box Bracket
2	GA12539	1	Switch Box Module
3	GD18408	1	Ram Vesa Base
4	GA12868	1	Ram Double Socket Arm
5	GD18407	1	Ram Base
6	GA14449	1	Flash Drive (Integra)
	GR1835	1	Flash Card (Cobalt)
7	GR1836	1	SMS CD
8	GA12552	1	GPS Antenna
9	GR1838	1	Dust Plug
10	GR1839	1	Dust Plug
11	GA12553	1	GPS Cable
12	GA12852	1	Power Supply
13	GA12853	1	Null Modem Cable
14	GA13562	1	Cable Extension, 180"
15	GA13572	1	Multi-Product Cable
16	GA13654	-	Adapter Cable
A	GA14448	-	Ram Mount Hardware Kit

(MTR60/MTR63/PMM01/MTR65/MTR61/MTR64/MTR62/PMM02)



ITEM	PART NO.	QTY.	DESCRIPTION
1	G10686	4	Hex Head Cap Screw, 3/8"-16 x 8"
	G10229	4	Lock Washer, 3/8"
	G10101	4	Hex Nut, 3/8"-16
2	GD18118	2	Shaft Sensor Mount
3	GR1415	1	Rotation Sensor
4	GR1414	1	Actuator
5	GD18168	2	Mount
6	G10757	2	Pan Head Screw, No. 10-32 x 1 1/4"
	G10243	2	Washer, No. 10 SAE
	G10758	2	Hex Nut, No. 10-32
7	GD11474	4	Cover
8	G10927	4	Pan Head Machine Screw, No. 8-32 x 1 1/4", Stainless Steel
	G10931	4	Lock Washer, No. 8, Internal/External, Stainless Steel
	G10928	4	Hex Nut, No. 8-32, Stainless Steel
9	GA5600	1	Magnetic Distance Sensor
10	GD8751	-	Magnetic Distance Sensor Pulse Wheel
11	GD6291	-	Insulated Clamp, 3/8"
12	G10001	2	Hex Head Cap Screw, 3/8"-16 x 1"
	G10229	2	Lock Washer, 3/8"
	G10101	2	Hex Nut, 3/8"-16
13	GD8770	1	Bracket
14	GD8771	1	Spring Wave Washer
15	GA8046	-	Dust Plug (Black)
	GA9978	-	Dust Plug (Blue)
16	GA8047	-	Dust Plug (Black)
	GA9979	-	Dust Plug (Blue)
17	G1K248	-	3-Pin Female Connector Kit (Black), Includes: (3) 3-Pin Female Housings, (9) Pin Contacts, (9) Seals
	G1K362	-	3-Pin Female Connector Kit (Blue), Includes: (3) 3-Pin Female Housings, (9) Pin Contacts, (9) Seals
18	G1K252	-	3-Pin Male Connector Kit (Black), Includes: (3) 3-Pin Male Housings, (9) Socket Contacts, (9) Seals
	G1K363	-	3-Pin Male Connector Kit (Blue), Includes: (3) 3-Pin Male Housings, (9) Socket Contacts, (9) Seals
19	GD11089	-	Sealing Plug
20	GD18013	1	Bracket
	G10031	4	Hex Head Cap Screw, 5/16"-18 x 1 3/4"
	GD11963-01	4	Spacer, 1 1/16"
	G10620	8	Serrated Flange Nut, 5/16"-18
21	GA12538	1	Planter Monitor Module
	G10991	4	Hex Head Cap Screw, 5/16"-18 x 7/8"
22	GD19759	2	Module Bracket Mount, 36 Row 20"
23	GD18901	2	Tap Block, Long
24	GA12563	1	Module Cover Assembly W/Lock Clamps
25	G10152	4	Hex Head Cap Screw, 5/8"-11 x 9"
26	GA12655	1	Implement Cable (16 Row)
27	GR0594	-	Brush
28	GA7852	2	Planter Harness W/Dust Caps, 24 Row (20 Connectors)
	GA8050	-	Planter Harness W/Dust Caps, 36 Row (22 Connectors)
	GD11993	-	Dust Cap
29	GA19961	-	Seed Tube W/Computerized Sensor
	GA19960	-	Seed Tube (With Holes For Sensor Installation)
30	GA7859	1	Magnetic Distance Sensor Adapter (Analog To Digital)
31	GD24362	2	Module Extension (Bulk Fill only)
32	G10133	4	Hex Head Cap Screw, 5/16"-18 x 1 1/2"
	G10620	4	Serrated Flange Nut, 5/16"-18
33	GD18628	2	Short Tap Block, 24 Row 20" and 24 Row 22"
34	GA16923	-	Dickey John Adapter Cable
A	GA6147	-	Magnetic Distance Sensor And Mounting Package (Items 9-14)

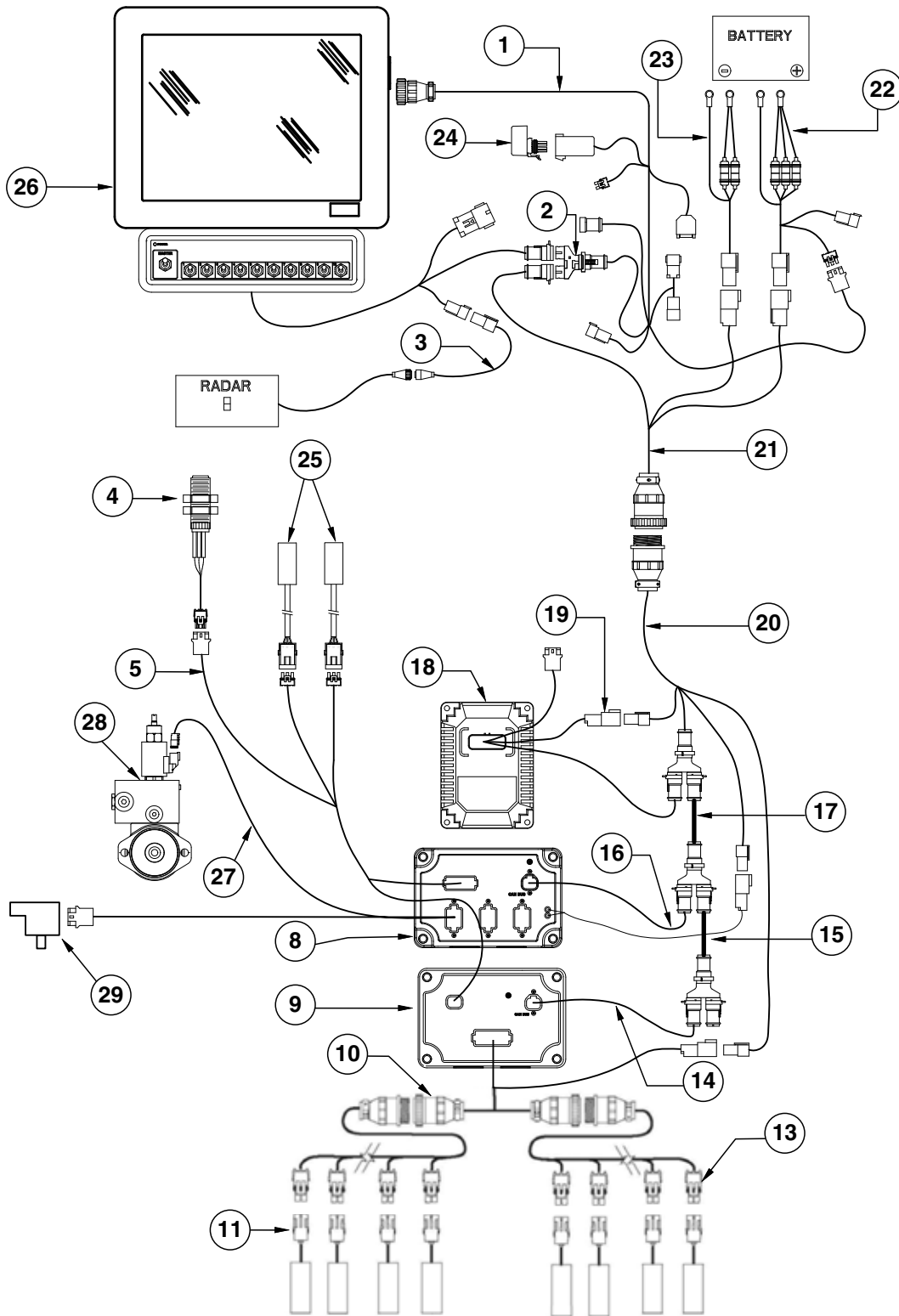
(IP1372e)





ITEM	PART NO.	QTY.	DESCRIPTION
1	GA15881	1	ISOBUS Implement Cable, 456", 12 Row
	GA15907	-	ISOBUS Implement Cable, 540", 16 Row
2	GD22968	1	Terminatin Bias Circuit
3	GA15883	1	CAN Jumper Cable
4	GD22975	1	Y-Splitter, 2-Way
5	GA15290	1	ISOBUS Planter Monitor Module
6	GD22974	1	Terminating Resistor, 2-Way DTM
7	GA16343	1	Jump Start Cable
8	GA12812	1	Hall Effect Adapter
9	GA16386	1	Section Adapter Cable, 24 Row (2 Row)
	GA17012	-	Section Adapter Cable, 36 Row (2 Row)
10	GA18402	1	Clutch Cable, 24 Row
	GA18403	-	Clutch Cable, 36 Row
11	GA17200	-	Adapter Clutch HS Driver Cable
12	GA16374	-	<a href="#">See "Ag Leader Electric Clutch" on page P7</a>
13	GA16828	-	Implement Switch Extension Cable
14	GA16829	-	<a href="#">See "Parallel Arms, Mounting Support Plate, and Quick Adjustable Down Forces Springs Option" on page P5</a>
15	---	-	---
16	---	-	---
17	GA15884	1	Rate Control Cable
18	GA15288	1	Product Control Module
19	GA15882	1	Product Control Module Cable
20	GA12565	-	Encoder Module
21	---	-	<a href="#">See "Hydraulic Motor" on page P175</a>
22	GA16344	-	R.H. Seed Rate Cable
	GA16345	-	L.H. Seed Rate Cable
23	GA16350	-	ISOBUS Extension Cable

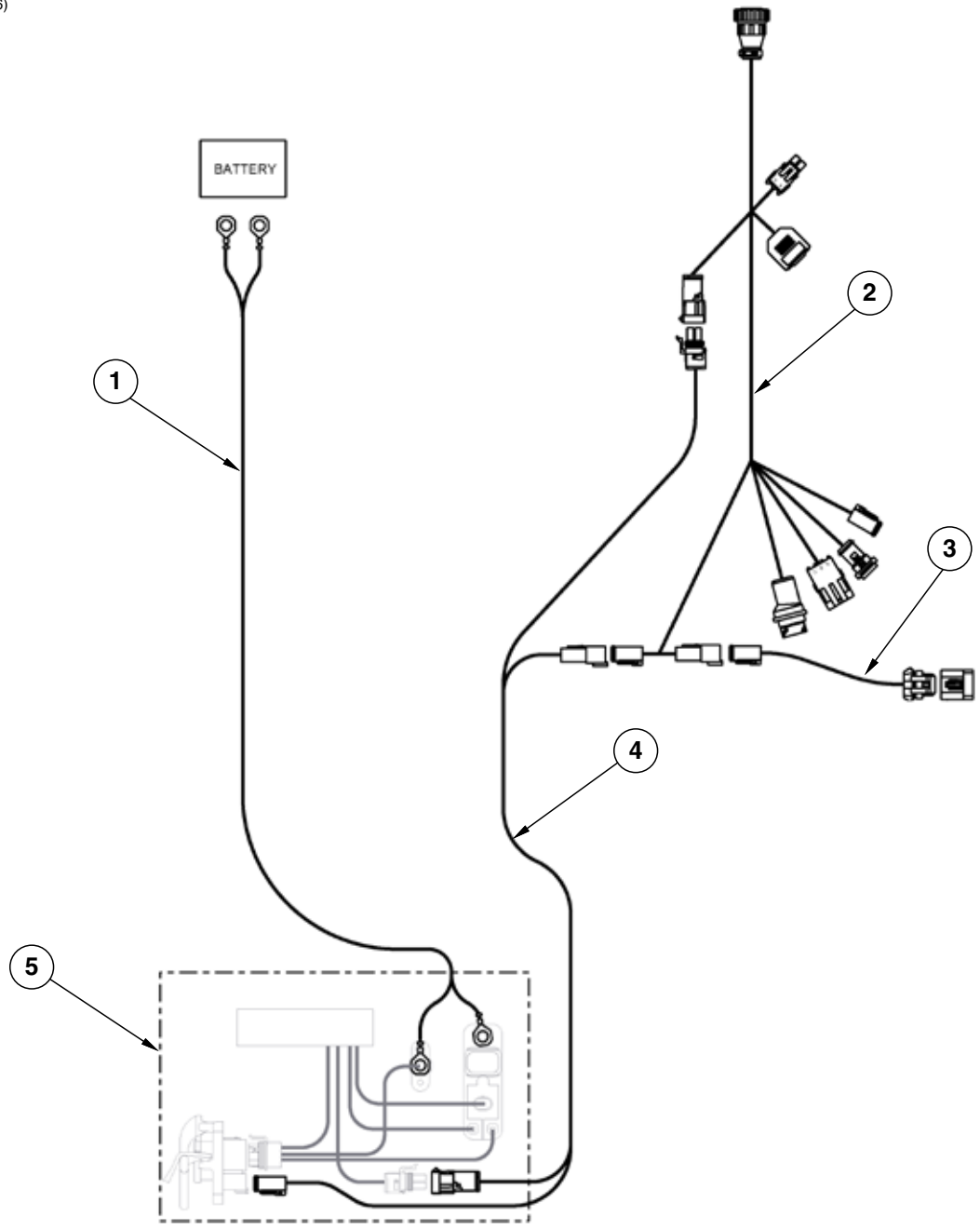
(TP1098d)



ITEM	PART NO.	QTY.	DESCRIPTION
1	GA16831	1	ISOBUS Integra Display Cable
	GA12551	-	Cobalt Display Cable
2	GD18176	1	Y-Splice Connector
3	GA12596	1	Radar Adapter Cable
4	GA13204		Hall Effect Sensor
5	GA16826	-	Implement Switch Extension Cable
6	---	-	---
7	---	-	---
8	GA12564	1	Seed Rate Control Module
9	GA12537	1	Clutch Control Module
10	GA16386	1	Section Adapter Cable, 24 Row (2 Row)
	GA17012	-	Section Adapter Cable, 36 Row (3 Row)
11	GA16374	-	<a href="#">See "Ag Leader Electric Clutch" on page P7</a>
12	---	-	---
13	GA18402	1	Clutch Cable, 24 Row
	GA18403		Clutch Cable, 36 Row
14	GA12558	1	Can Stub Cable, 8"
15	GA12559	1	Can Extension Cable, 5"
16	GA12566	1	Cab Stub Cable, 6" (Hydraulic Drive)
17	GA12567	1	Can Extension Cable, 4" (Hydraulic Drive)
18	GA16351	1	Planter Monitor Module
19	GA16352	1	PMM Cable
20	GA12655	1	Implement Cable
21	GA14450	1	CAN Adapter Cable
22	GA14452	1	Power Cable (Integra)
	GA12562		Power Cable (Cobalt)
23	GA12598	1	Seed Rate Power Cable
24	GA12540	1	Power Control Relay
25	GA16829	-	<a href="#">See "Parallel Arms, Mounting Support Plate, and Quick Adjustable Down Forces Springs Option" on page P5</a>
26	*GA14447	-	Integra Loaner Display (Display Only) (Shown)
	*GA13554	-	Cobalt Display
27	GA16344	-	R.H. Seed Rate Cable
	GA16345	-	L.H. Seed Rate Cable
28	---	-	<a href="#">See "Hydraulic Motor" on page P175</a>
29	GA12565	-	Encoder Module

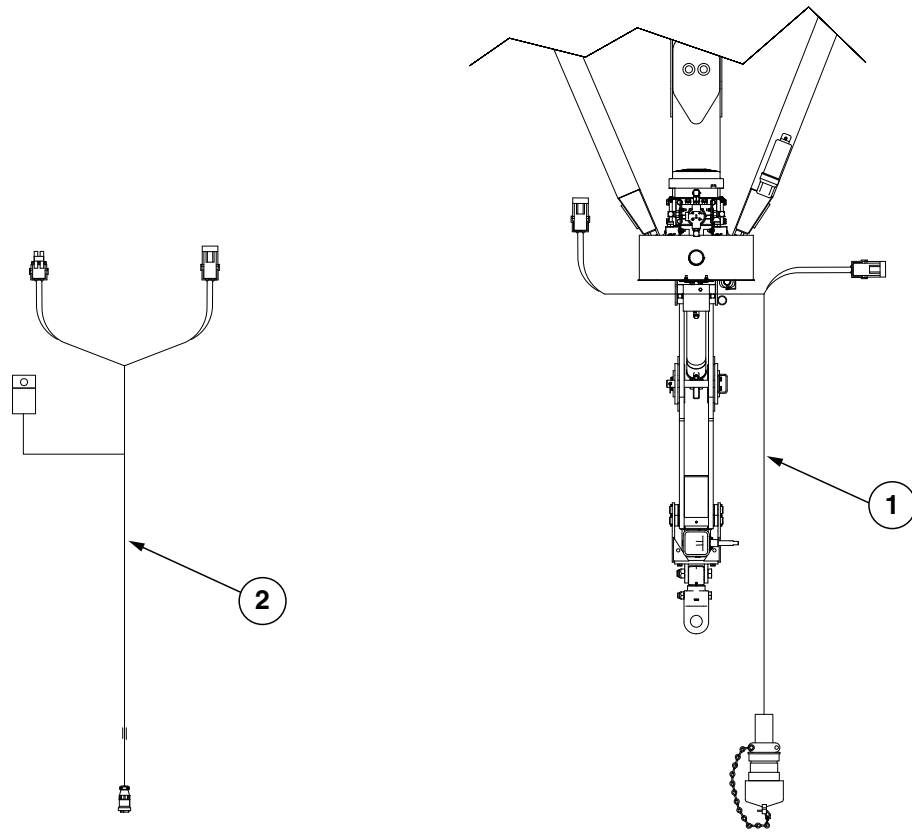
\*[See "Miscellaneous Cobalt and Integra Parts" on page P194](#) for mounting brackets.

(TP1106)



ITEM	PART NO.	QTY.	DESCRIPTION
1	GA16834	1	Battery Cable
2	---	-	<a href="#">See "ISOBUS Electric Clutch Package" on page P197</a> <a href="#">See "Ag Leader Electric Clutch Package" on page P199</a>
3	GA16355	1	Terminator Cable
4	GA16832	1	ISO Integra Extension Cable
5	GA16833	1	ISO Connector

(TP1277)

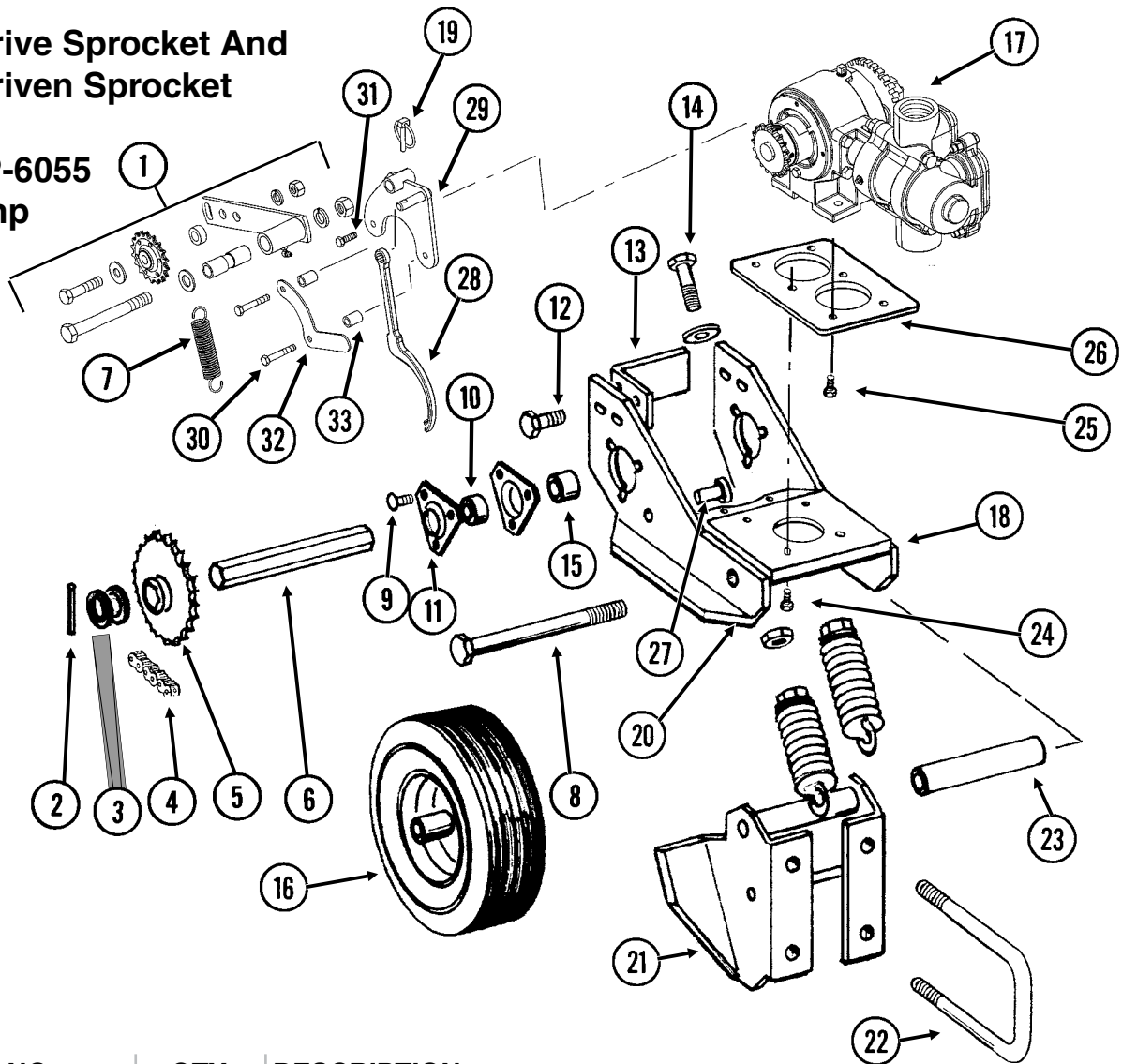


ITEM	PART NO.	QTY.	DESCRIPTION
1	GA17459	-	Vacuum Wire Harness
2	GA20283	-	PTO Reservoir Fan Wire Harness

(FF124a)

**40 Tooth Drive Sprocket And  
18 Tooth Driven Sprocket**

**Model NGP-6055  
Piston Pump**

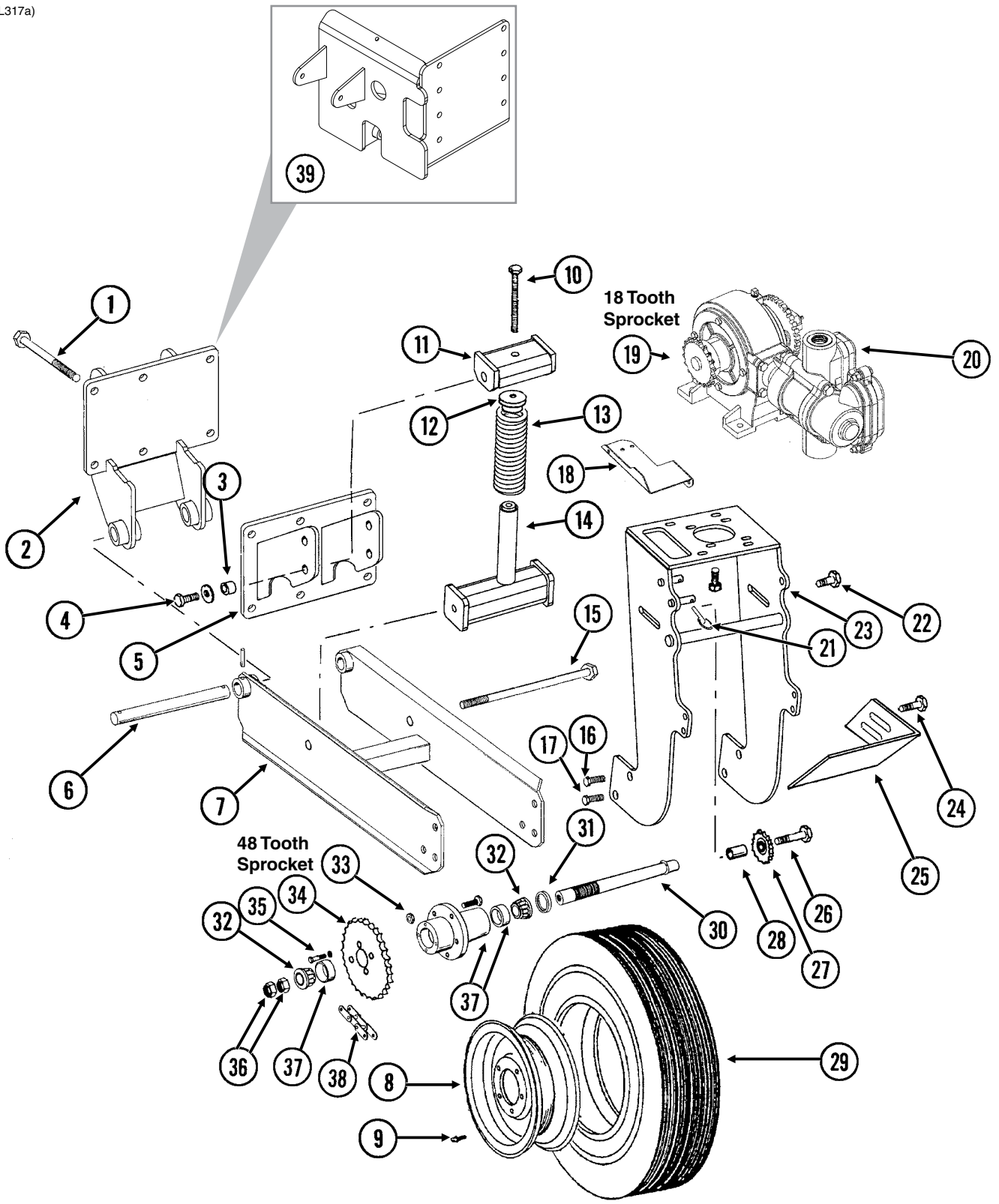


ITEM	PART NO.	QTY. (Per Assy.)	DESCRIPTION
1	GA12597	1	Idler W/Sprocket, Bushing, Spacer And Hardware
	GA7154	-	Sprocket W/Bearing, 18 Tooth
	GD7889	-	Bushing, 1" O.D. x 9/16" I.D x 7/16" Long
	G10581	-	Hex Head Cap Screw, 1/2"-13 x 2 1/4"
	G11389	-	Flat Washer, 1/2" SAE
	G10228	-	Lock Washer, 1/2"
	G10102	-	Hex Nut, 1/2"-13
	G10011	-	Hex Head Cap Screw, 5/8"-11 x 5 1/2"
	G11391	-	Flat Washer, 5/8" SAE
	G10230	-	Lock Washer, 5/8"
	G10104	-	Hex Nut, 5/8"-11
	GD10254	-	Spacer, 2 3/4"
	GA7248	-	Idler Arm
	G10779	-	Grease Fitting, 90°, 1/4"-28
2	G10602	2	Spring Pin, 1/4" x 1 1/2"
3	G10233	5	Machine Bushing, 1", 10 Gauge
4	G3310-91	1	Chain, No. 40, 91 Pitch Including Connector Link And Offset Link
	GR0912	-	Connector Link, No. 40
	GR0911	-	Offset Link, No. 40

ITEM	PART NO.	QTY. (Per Assy.)	DESCRIPTION
5	GA7180	1	Sprocket, 40 Tooth
6	GD6825-11.25	1	Hex Shaft, 7/8" x 11 1/4" (2 Holes)
7	GD5857	1	Spring
8	G10093	1	Hex Head Cap Screw, 5/8"-11 x 8 1/2"
	G10230	1	Lock Washer, 5/8"
	G10104	1	Hex Nut, 5/8"-11
9	G10302	6	Carriage Bolt, 5/16"-18 x 7/8"
	G11386	6	Flat Washer, 5/16" SAE
	G10232	6	Lock Washer, 5/16"
	G10106	6	Hex Nut, 5/16"-18
10	G2100-03	2	Bearing, 7/8" Hex Bore, Spherical
11	G3400-01	4	Flangette
12	G10004	2	Hex Head Cap Screw, 3/8"-16 x 1 1/4"
	G11387	4	Flat Washer, 3/8" SAE
	G10229	2	Lock Washer, 3/8"
	G10101	2	Hex Nut, 3/8"-16
13	GD11556	1	Scraper
14	G10053	2	Hex Head Cap Screw, 1/2"-13 x 2 1/2"
	G11389	2	Flat Washer, 1/2" SAE
	G10102	2	Hex Nut, 1/2"-13
15	GD10200	2	Sleeve, 3/4" Long
16	GA5090	-	Tire And Rim Assembly (Specify Brand*)
	GD5753	1	Tire, 4.10" x 6" (Specify Brand*)
	GD5752	1	Inner Tube
17	---	-	<a href="#">See "Liquid Fertilizer Piston Pump, NGP-6055" on page P211</a>
18	GA7246	1	Base Mount
19	GD2558	1	Lynch Pin, 1/4"
20	GA2068	2	Spring W/Plug
21	GA7245	1	Pump Mount W/Grease Fitting
	G10641	-	Grease Fitting, 1/8" NPT
22	GD11289	2	U-Bolt, 7" x 4" x 5/8"-11
	G10230	4	Lock Washer, 5/8"
	G10104	4	Hex Nut, 5/8"-11
23	GD10244-01	1	Sleeve, 7 1/16"
24	G10062	4	Hex Head Cap Screw, 3/8"-16 x 3"
	G10229	4	Lock Washer, 3/8"
	G10101	4	Hex Nut, 3/8"-16
25	G10003	4	Hex Head Cap Screw, 3/8"-16 x 1 1/2"
	G11387	4	Flat Washer, 3/8" SAE
	GR1122	4	Mounting Pad
	G10229	4	Lock Washer, 3/8"
	G10101	4	Hex Nut, 3/8"-16
26	GD11554	1	Pump Mount
27	G10478	2	Clevis Pin, 5/16" x 1"
	G10409	2	Retaining Ring, 5/16"
28	---	-	<a href="#">See "Liquid Fertilizer Piston Pump, NGP-6055" on page P211</a>
29	GA12616	1	Idler Mounting Bracket
30	G10041	2	Hex Head Cap Screw, 5/16"-18 x 2"
31	G10019	1	Hex Head Cap Screw, 5/16"-18 x 1"
32	GD18065	1	Guide
33	GD2971-17	2	Sleeve, 7/8" Long

\* Specific brand requests will be supplied only as available from current Kinze Repair Parts stock. If a specific brand requested is not in stock, the brand available will be supplied. Different brand tires may have different diameters. Change in tire brand may affect rates. Field checks are recommended after any change in contact tires

(TWL317a)





ITEM	PART NO.	QTY.	DESCRIPTION
1	G10152	6	Hex Head Cap Screw, 5/8"-11 x 9"
	G10230	6	Lock Washer, 5/8"
	G10104	6	Hex Nut, 5/8"-11
2	GA10355	1	Wheel Arm Mount
3	GB0218	2	Bushing, 2 1/32" I.D. x 7/8" O.D. x 1 9/32" Long
4	G10005	2	Hex Head Cap Screw, 5/8"-11 x 1 3/4"
	G11391	2	Flat Washer, 5/8" SAE
	G10107	2	Lock Nut, 5/8"-11
5	GA9712	1	Spring Mount
6	GD2681	1	Pin, 1 1/4" x 13 1/2"
	G10460	2	Cotter Pin, 1/4" x 2"
7	GA10621	1	Arm W/Grease Fittings
	G10641	2	Grease Fitting, 1/8" NPT
8	GA0241	1	Wheel, 5" x 15"
9	GD1166	1	Valve Stem
10	G10012	1	Hex Head Cap Screw, 5/8"-11 x 6 1/2"
	G11391	1	Flat Washer, 5/8" SAE
11	GA10908	1	Spring Mount
12	GB0196	1	Washer
13	GD7831	1	Compression Spring
14	GA10907	1	Spring Guide
15	G11122	1	Hex Head Cap Screw, 5/8"-11 x 12"
	G10107	1	Lock Nut, 5/8"-11
16	G10026	2	Hex Head Cap Screw, 3/4"-10 x 2"
	G10231	2	Lock Washer, 3/4"
17	G11042	2	Hex Head Cap Screw, 3/4"-10 x 1 3/4"
	G10231	2	Lock Washer, 3/4"
	G10105	2	Hex Nut, 3/4"-10
18	GD13744	1	Hose Holder
19	GR1146	1	Sprocket, 18 Tooth
20	---	-	<a href="#">See "Liquid Fertilizer Piston Pump, NGP-7055" on page P213</a>
21	GD2558	1	Lynch Pin, 1/4"
22	G10007	2	Hex Head Cap Screw, 5/8"-11 x 1 1/2"
	G11391	2	Flat Washer, 5/8" SAE
	G10230	2	Lock Washer, 5/8"
	G10104	2	Hex Nut, 5/8"-11
23	GA10894	1	Pump Mount
24	G10017	2	Hex Head Cap Screw, 1/2"-13 x 1 1/2"
	G11389	2	Flat Washer, 1/2" SAE
	G10228	2	Lock Washer, 1/2"
	G10102	2	Hex Nut, 1/2"-13
25	GD13328	1	Scraper
26	G10013	1	Hex Head Cap Screw, 5/8"-11 x 3 1/2"
	G11391	1	Flat Washer, 5/8" SAE
	G10230	1	Lock Washer, 5/8"
	G10104	1	Hex Nut, 5/8"-11
27	GA0262	1	Idler Sprocket W/Bearing, 15 Tooth
28	GD7817-05	1	Spacer, 1 1/16" I.D. x 1 1/4" Long
29	GD0844	1	Tire, 7.60" x 15", 8 Ply (Specify Brand*)
30	GA2559	1	Spindle
31	GA0252	2	Seal
32	GA0251	2	Bearing

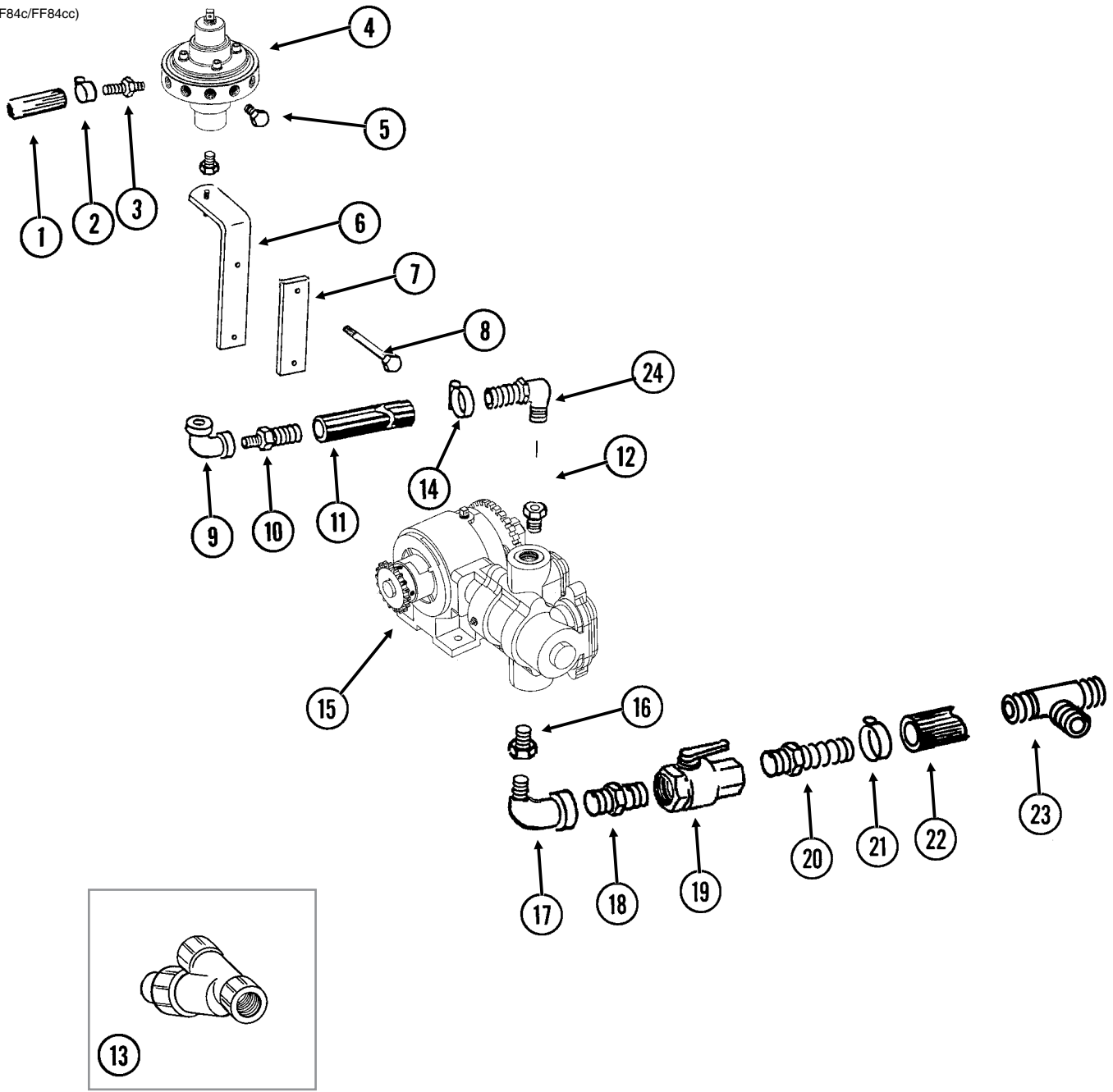
Continued on the next page.

ITEM	PART NO.	QTY.	DESCRIPTION
33	GR0267	5	Lug Nut, ½"-20
34	G2500-84	1	Sprocket, 48 Tooth
35	G10019	4	Hex Head Cap Screw, 5/16"-18 x 1"
	G10232	4	Lock Washer, 5/16"
36	GD0831	2	Shoulder Nut, 1¼"-12 UNF-2A
37	GA0547	1	Hub W/Cups And Studs, 5 Bolt
	GR0190	2	Cup
	GR0204	5	Stud
38	G3200-63	1	Chain, No. 2050, 63 Pitch Including Connector Link
	GR0195	1	Connector Link, No. 2050
	GR0200	1	Offset Link, No. 2050
39	GA17684	1	R.H. Wheel Arm Mount
	GA17683	-	L.H. Wheel Arm Mount (Shown)

**\*Specific brand requests will be supplied only as available from current Kinze Repair Parts stock. If a specific brand requested is not in stock, the brand available will be supplied. Different brand tires may have different diameters. Change in tire brand may affect rates. Field checks are recommended after any change in tires.**

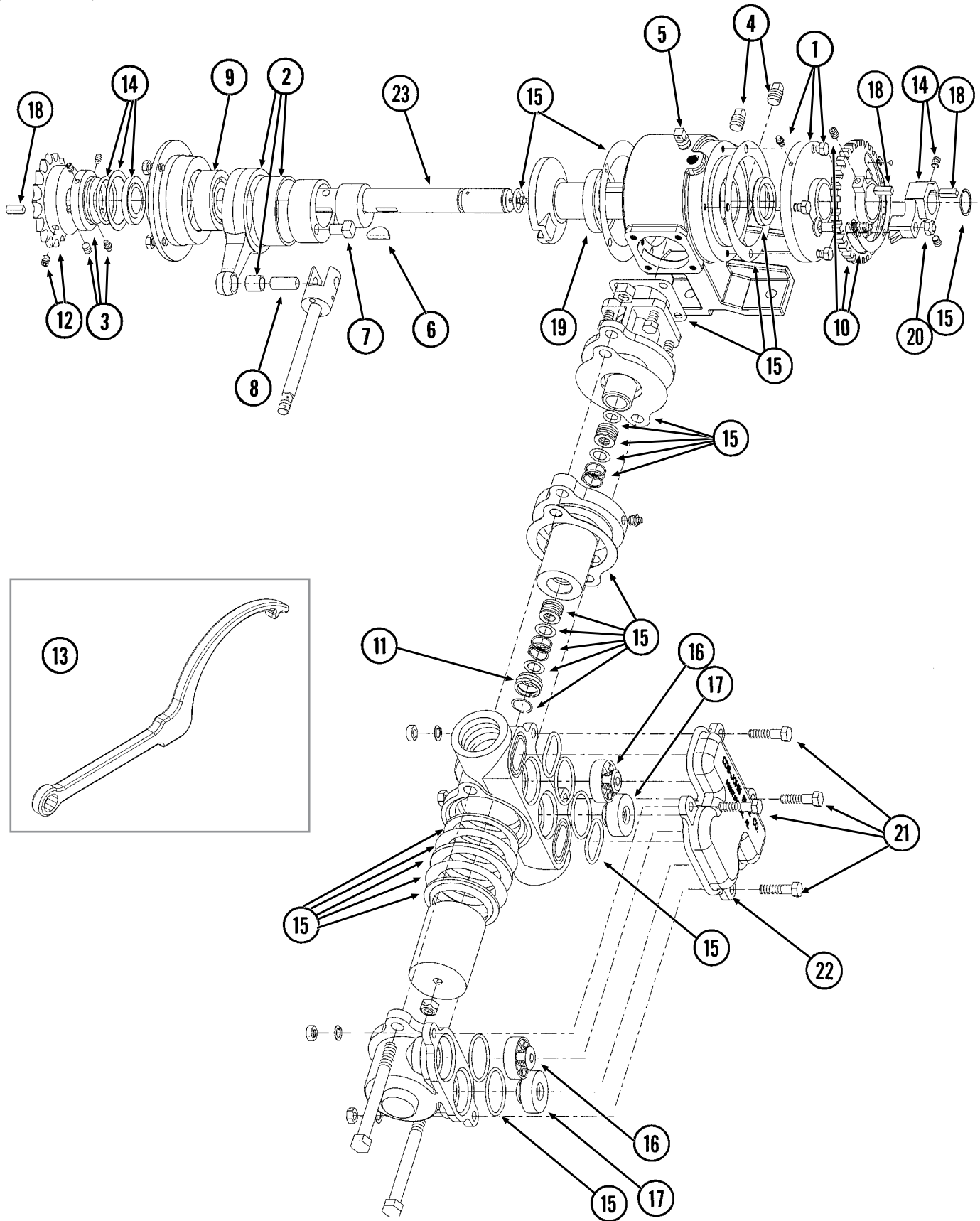
**This page left blank intentionally.**

(FF84c/FF84cc)



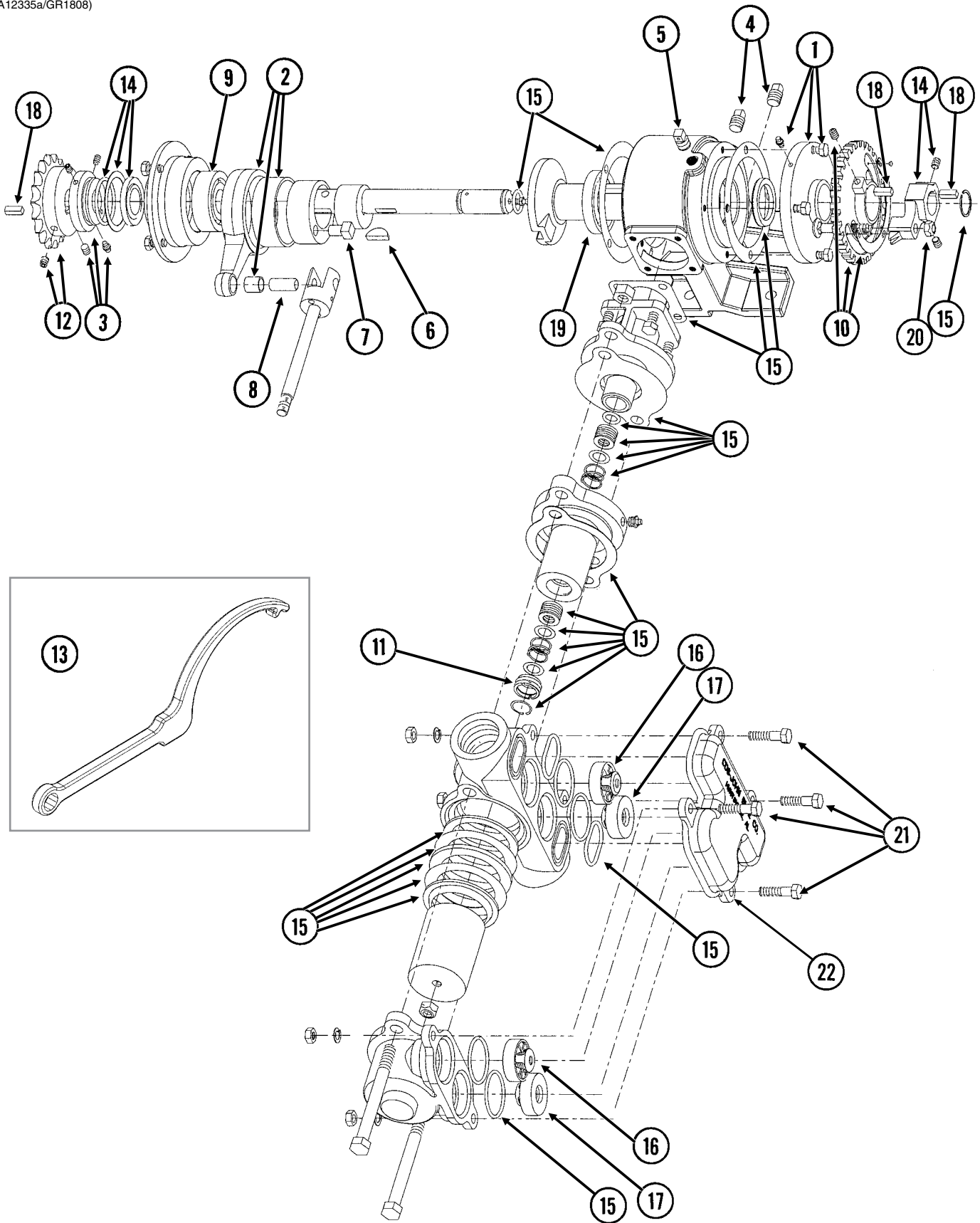
ITEM	PART NO.	QTY.	DESCRIPTION
1	G4301-08	-	Hose, 3/8" x 250', 24 And 36 Row
2	G10681	-	Hose Clamp, No. 6
3	GD11700	18-24	Adapter, 1/4" NPT To 3/8" Barb
4	---	-	<a href="#">See "Liquid Fertilizer Piston Pump Flow Divider" on page P215</a>
5	G10292	-	Pipe Plug, 1/4" NPT
6	GA6527	2	Mount, 3/4" NPT
7	GD10248	2	Bar
8	G10152	2	Hex Head Cap Screw, 5/8"-11 x 9"
	G10230	2	Lock Washer, 5/8"
	G10104	2	Hex Nut, 5/8"-11
9	G10733	2	Elbow, 90°, 3/4" Female NPT
10	G10734	2	Adapter, 3/4" NPT To Barb
11	G4205-10	2	Hose, 3/4" x 200"
12	G11237	2	Reducing Bushing, 1 1/2" Male NPT To 3/4" Female
13	GA3893	1	Strainer Complete
	GR0880	-	Screen, No. 40 Mesh
	GR0881	-	Gasket
	GR0882	-	Y-Body
	GR0883	-	End Cap
14	G10278	-	Hose Clamp, No. 16
15	---	-	<a href="#">See "Liquid Fertilizer Piston Pump, NGP-6055" on page P211</a> <a href="#">See "Liquid Fertilizer Piston Pump, NGP-7055" on page P213</a>
16	G10615	2	Reducing Bushing, 1 1/2" Male NPT To 1 1/4" Female
17	G10887	2	Elbow, 90°, 1 1/4" Male NPT To Female
18	G10619	2	Close Nipple, 1 1/4" NPT
19	GA4976	2	Shutoff Valve, 1 1/4" NPT
	GR1015	-	Body O-Ring
	GR1016	-	Stem O-Ring
	GR1017	-	Teflon Seat
	GR1018	-	Ball
	GR1019	-	Handle
20	G10626	4	Adapter, 1 1/4" NPT To Barb
21	G10674	2	Hose Clamp, No. 24
22	G4200-01	1	Hose, 1 1/4" x 22'
23	G10633	1	Tee, 1 1/4" Barb
24	G10917	2	Elbow, 90°, 3/4" NPT To Barb

(A12335a/GR1808)



ITEM	PART NO.	QTY.	DESCRIPTION
1	GR1804	1	Flange Cover Assembly
	G10991	4	Hex Head Cap Screw, 5/16"-18 x 7/8"
2	GR1802	1	Connecting Rod Assembly
3	GR1801	1	Spacer Assembly
	G10693	3	Hex Socket Head Set Screw, 5/16"-18 x 3/8"
4	GR1123	2	Plug
5	GR1543	1	Vent Plug
6	GR1112	1	Woodruff Key
7	GR1120	1	Eccentric Pin
8	GR1124	1	Pin
9	GR1104	1	Bearing
10.	GR1805	1	Setting Hub Assembly
11	GR1134	1	Stuffing Box Insert
12	GR1389	1	Sprocket, 18 Tooth
13	GR1808	1	Adjustment Wrench
14	GR1806	1	Setting Pointer Assembly
15	GR1795	1	Repair Kit, Includes: (6) Gaskets, (9) O-Rings, (4) Washers, (1) Retaining Ring, (2) Oil Seals, (1) Snap Ring, (1) Thrust Washer, (1) Rod Bushing, (2) Flange Plunger Packings, (2) Packing Springs, (2) Rod Vee Packing Sets
16	GR1799	2	Discharge Valve Assembly
17	GR1797	2	Suction Valve Assembly
18	GR1118	3	Setting Arm Key
19	GR1116	1	Bearing
20	G10306	1	Carriage Bolt, 3/8"-16 x 2"
	G10108	1	Lock Nut, 3/8"-16
21	G10003	4	Hex Head Cap Screw, 3/8"-16 x 1 1/2"
	G11387	4	Flat Washer, 3/8" SAE
	G10229	4	Lock Washer, 3/8"
	G10101	4	Hex Nut, 3/8"-16
22	GR2003	1	Valve Cover
23	GR2185	1	Crankshaft
A	GA12330	-	Piston Pump Complete W/18 Tooth Sprocket (Model NGP-6055)

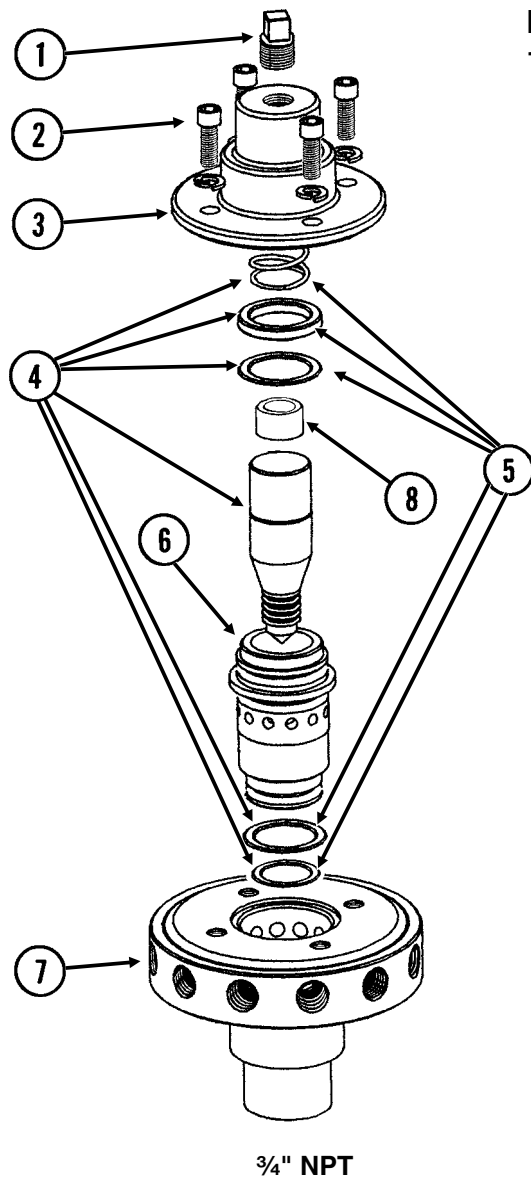
(A12335a/GR1808)





ITEM	PART NO.	QTY.	DESCRIPTION
1	GR1804	1	Flange Cover Assembly
	G10991	4	Hex Head Cap Screw, 5/16"-18 x 7/8"
2	GR1803	1	Connecting Rod Assembly
3	GR1801	1	Spacer Assembly
	G10693	3	Hex Socket Head Set Screw, 5/16"-18 x 3/8"
4	GR1123	2	Plug
5	GR1543	1	Vent Plug
6	GR1112	1	Woodruff Key
7	GR1120	1	Eccentric Pin
8	GR1124	1	Pin
9	GR1104	1	Bearing
10	GR1805	1	Setting Hub Assembly
11	GR1134	1	Stuffing Box Insert
12	GR1146	1	Sprocket, 18 Tooth
13	GR1808	1	Adjustment Wrench
14	GR1806	1	Setting Pointer Assembly
15	GR1796	1	Repair Kit, Includes: (6) Gaskets, (9) O-Rings, (4) Washers, (1) Retaining Ring, (2) Oil Seals, (1) Snap Ring, (1) Thrust Washer, (1) Rod Bushing, (2) Flange Plunger Packings, (2) Packing Springs, (2) Rod Vee Packing Sets
16	GR1800	2	Discharge Valve Assembly
17	GR1798	2	Suction Valve Assembly
18	GR1118	3	Setting Arm Key
19	GR1116	1	Bearing
20	G10306	1	Carriage Bolt, 3/8"-16 x 2"
	G10108	1	Lock Nut, 3/8"-16
21	G10003	4	Hex Head Cap Screw, 3/8"-16 x 1 1/2"
	G11387	4	Flat Washer, 3/8" SAE
	G10229	4	Lock Washer, 3/8"
	G10101	4	Hex Nut, 3/8"-16
22	GR2011	1	Valve Cover, NPG-7055
A	GA12335	-	Piston Pump Complete W/18 Tooth Sprocket (Model NGP-7055)

(FRTZ202c)

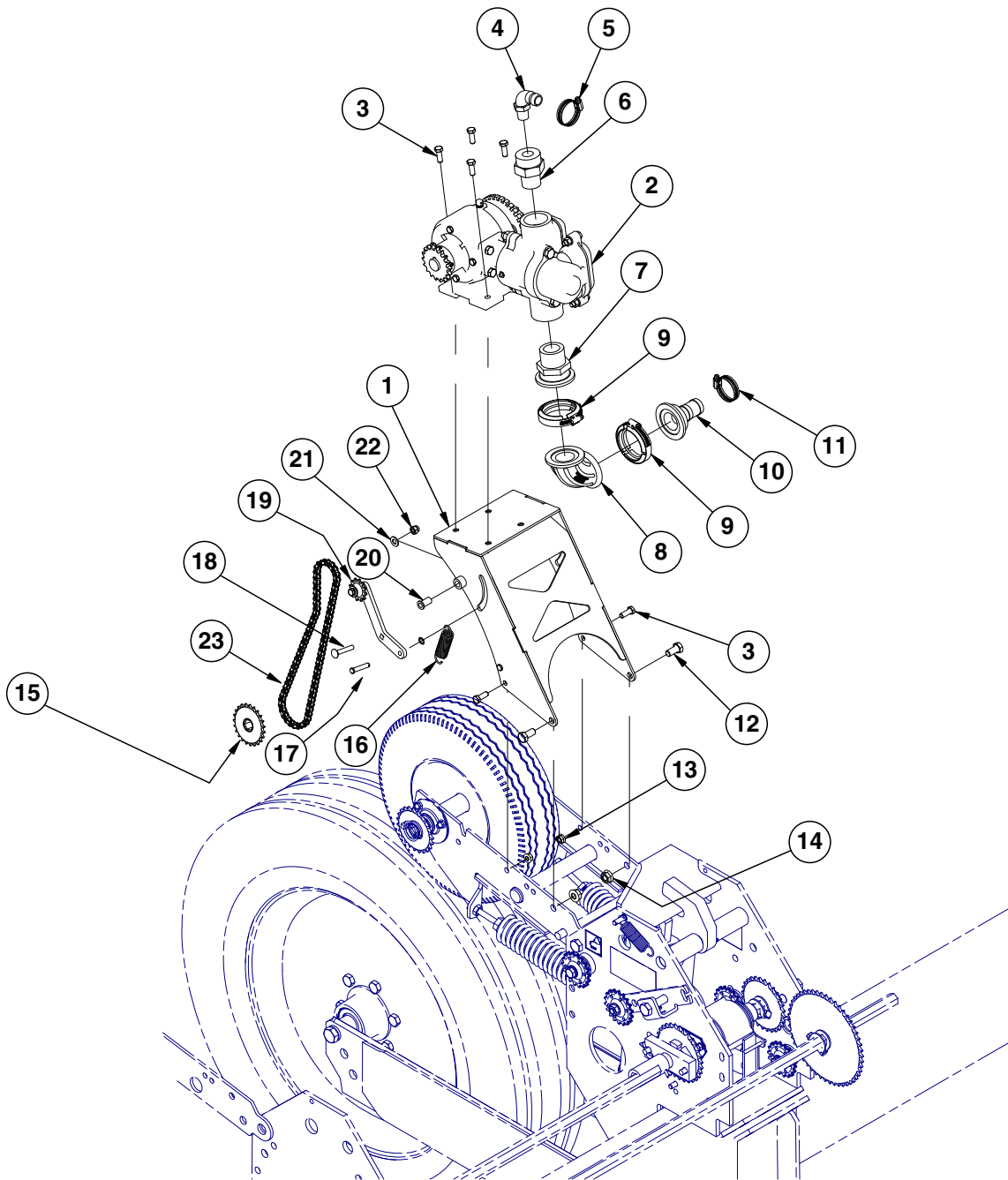


**Model FD-1200 Flow Divider,  
12 Outlet**

ITEM	PART NO.	QTY.	DESCRIPTION
1	GR1543	1	Vent Plug
2	GR1542	4	Hex Socket Head Screw, 1/4"-20 x 3/4", Stainless Steel
	GR1541	4	Lock Washer, 1/4", Stainless Steel
3	GR1540	1	Cap
4	GR1544	1	Needle Assembly W/Seal Kit (Item 5)
5	GR1545	1	Seal Kit, Includes: (3) O-Rings, (1) Seal, (1) Spring
6	GR1535	1	Sleeve
7	GR1533	1	Body (12 Outlets)
8	GR1574	1	Sleeve, 1" O.D. x 1/2" Long, Stainless Steel
A	GA8931	1	Liquid Fertilizer Piston Pump Flow Divider Complete, 12 Outlet (Model FD-1200)

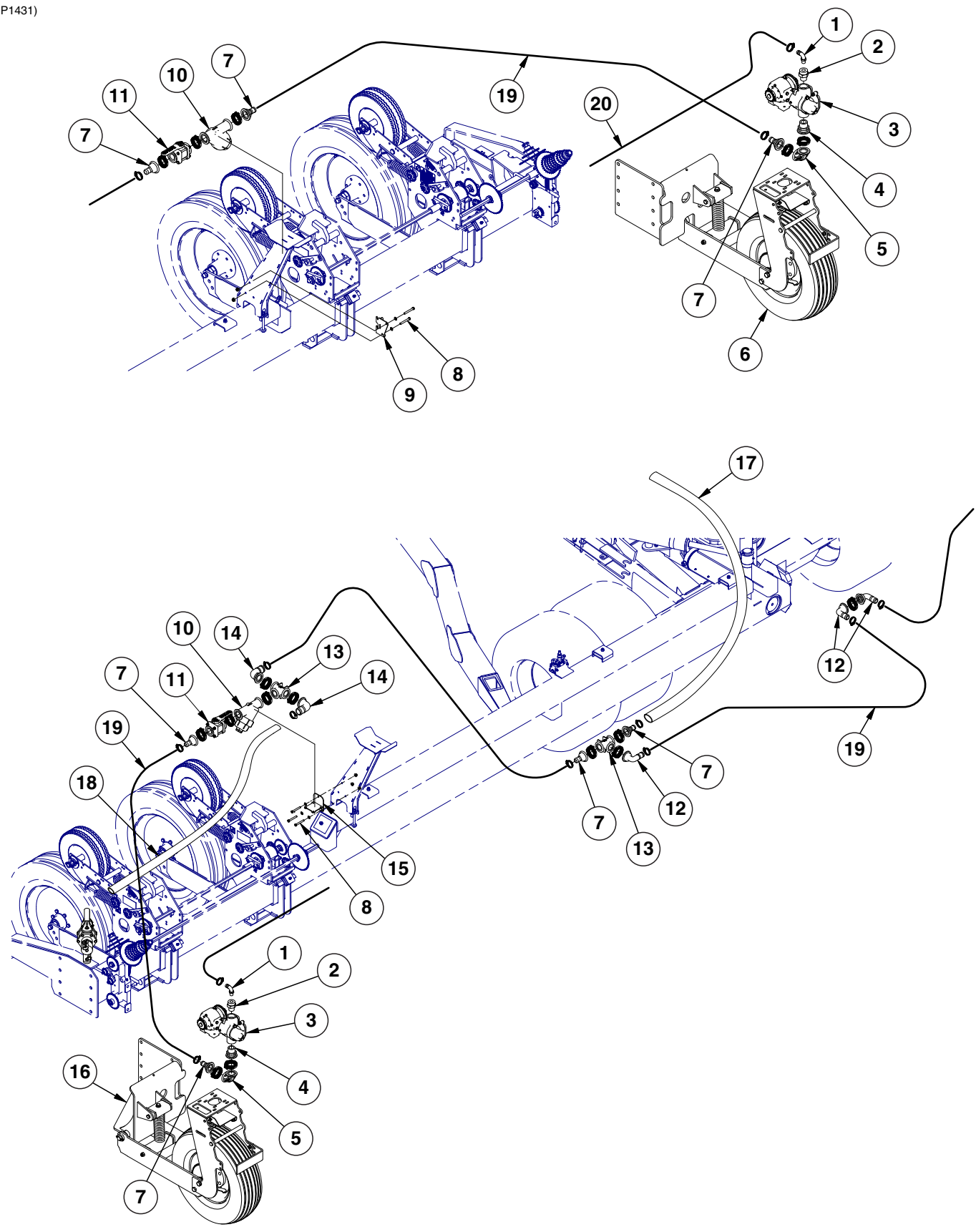
**This page left blank intentionally.**

(IP1434)



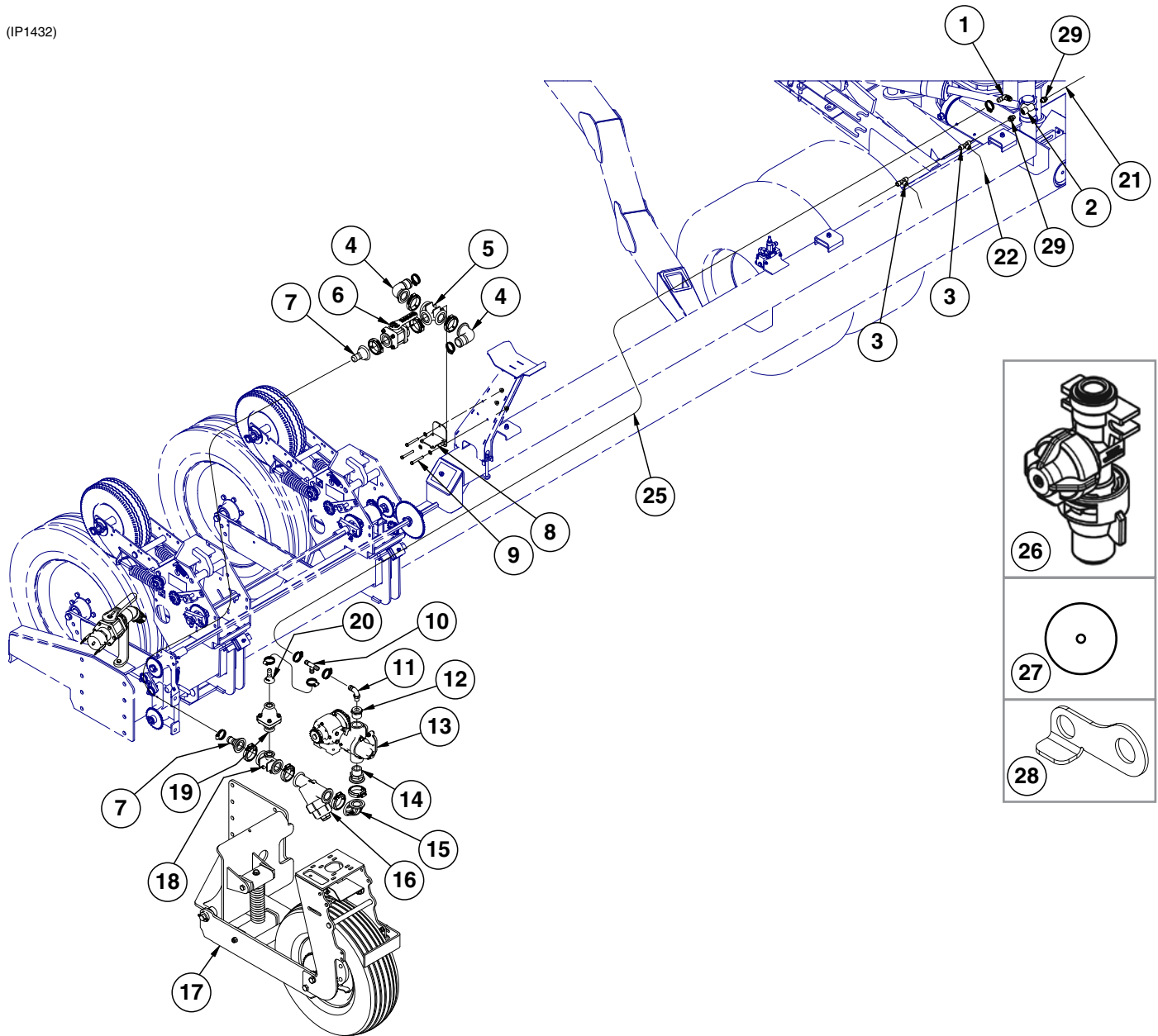
ITEM	PART NO.	QTY.	DESCRIPTION
1	GA16840	1	Fertilizer Mount
	G10870	1	Clevis Pin, 3/8" x 1"
	G10860	2	Retaining Ring, 3/8"
2	GA12330	1	<a href="#">See "Liquid Fertilizer Piston Pump, NGP-6055" on page P211</a>
3	G10001	6	Hex Head Cap Screw, 3/8"-16 x 1"
4	G10917	1	Elbow, 90°, 3/4" NPT To Barb
5	G10278	1	Hose Clamp, No. 16
6	G11237	1	Reducing Bushing, 1 1/2" Male NPT To 3/4" Female
7	G11496	1	Adapter, 1 1/2" Male NPT x 2" Flange
8	G11500	1	90° Elbow, 2" Flange
9	G11468	2	Flange Clamp SS 75 Series
	G11499	2	Gasket, Flange Ribbed 2"
10	G11494	1	Adapter, 2" Flange x 1 1/4" Hose Barb
11	G10674	1	Hose Clamp, No. 24
12	G10014	2	Hex Head Cap Screw, 1/2"-13 x 1"
13	G10622	2	Hex Head Cap Screw, 3/8"-16 x 3"
14	G10071	2	Serrated Flange Nut, 1/2"-13
15	GA5108	1	Sprocket, 23 Tooth
16	GD5857	1	Spring
17	G10552	1	Clevis Pin, 3/8" x 2"
18	G11119	1	Carriage Bolt, 3/8"-16 x 2 1/4"
19	GA18778	1	Fertilizer Pump Idler Assembly
	GD24370	1	Tensioner Arm
	GD7426	1	Sprocket, 12 Tooth
	GD1026	1	Sleeve, 1 3/16" Long
	G10047	1	Hex Head Cap Screw, 3/8"-16 x 1 3/4"
	G10229	1	Lock Washer, 3/8"
	G10210	1	Washer, 3/8" USS
20	GD15532	1	Bronze Bushing, 1"
21	G11387	1	Flat Washer, 3/8" SAE
22	G10108	1	Lock Nut, 3/8"-16
23	G3310-82	1	Chain, No. 40, 82 Pitch Including Connector Link
	GR0912	-	Connector Link, No. 40

(IP1431)



ITEM	PART NO.	QTY.	DESCRIPTION
1	G10917	2	Elbow, 90°, ¾" NPT To Barb
	G10278	2	Hose Clamp, No. 16
2	G11237	2	Reducing Bushing, 1½" Male NPT To ¾" Female
3	---	2	<a href="#">See "Liquid Fertilizer Piston Pump, NGP-6055" on page P211</a>
4	G11496	2	Adapter, 1½" Male NPT x 2" Flange
5	G11500	2	90° Elbow, 2" Flange
	G11468	4	Flange Clamp SS 75 Series
	G11499	4	Gasket, Flange Ribbed 2"
6	---	-	<a href="#">See "Liquid Fertilizer Piston Pump Mount and Ground Drive Wheel" on page P205</a>
7	G11494	7	Adapter, 2" Flange x 1¼" Hose Barb
	G10674	7	Hose Clamp, No. 24
8	G10062	5	Hex Head Cap Screw, ⅜"-16 x 3"
	G11387	5	Flat Washer, ⅜" SAE
	G11091	5	Serrated Flange Nut, ⅜"-16
9	GA17218	1	Valve Mount
10	GA16838	2	Strainer, 2" O.D. Flange W/30 Mesh
	G11468	4	Flange Clamp SS 75 Series
	G11499	4	Gasket, Flange Ribbed 2"
11	GA16927	2	Shut-Off Valve
	G11468	2	Flange Clamp SS 75 Series
	G11499	2	Gasket, Flange Ribbed 2"
12	G11507	3	90° Elbow, 2" Flange, 1¼" Hose Barb
	G10674	3	Hose Clamp, No. 24
13	G11508	2	Tee, 2" Port Flange
	G11468	5	Flange Clamp SS 75 Series
	G11499	5	Gasket, Flange Ribbed 2"
14	G11457	2	90° Elbow, 2" Flange, 2" Hose Barb
	G10676	2	Hose Clamp, No. 36, Stainless Steel
15	GA17217	1	Fertilizer Manifold Mount
16	---	-	<a href="#">See "Liquid Fertilizer Piston Pump Mount and Ground Drive Wheel" on page P205</a>
17	G4206-06	1	Hose, 2" x 30'
18	G4201-04	1	Hose, 2" x 15'
19	G4602-03	1	Black Helix Hose, 1¼" x 11'
20	G4205-09	2	Hose, ¾" x 180"

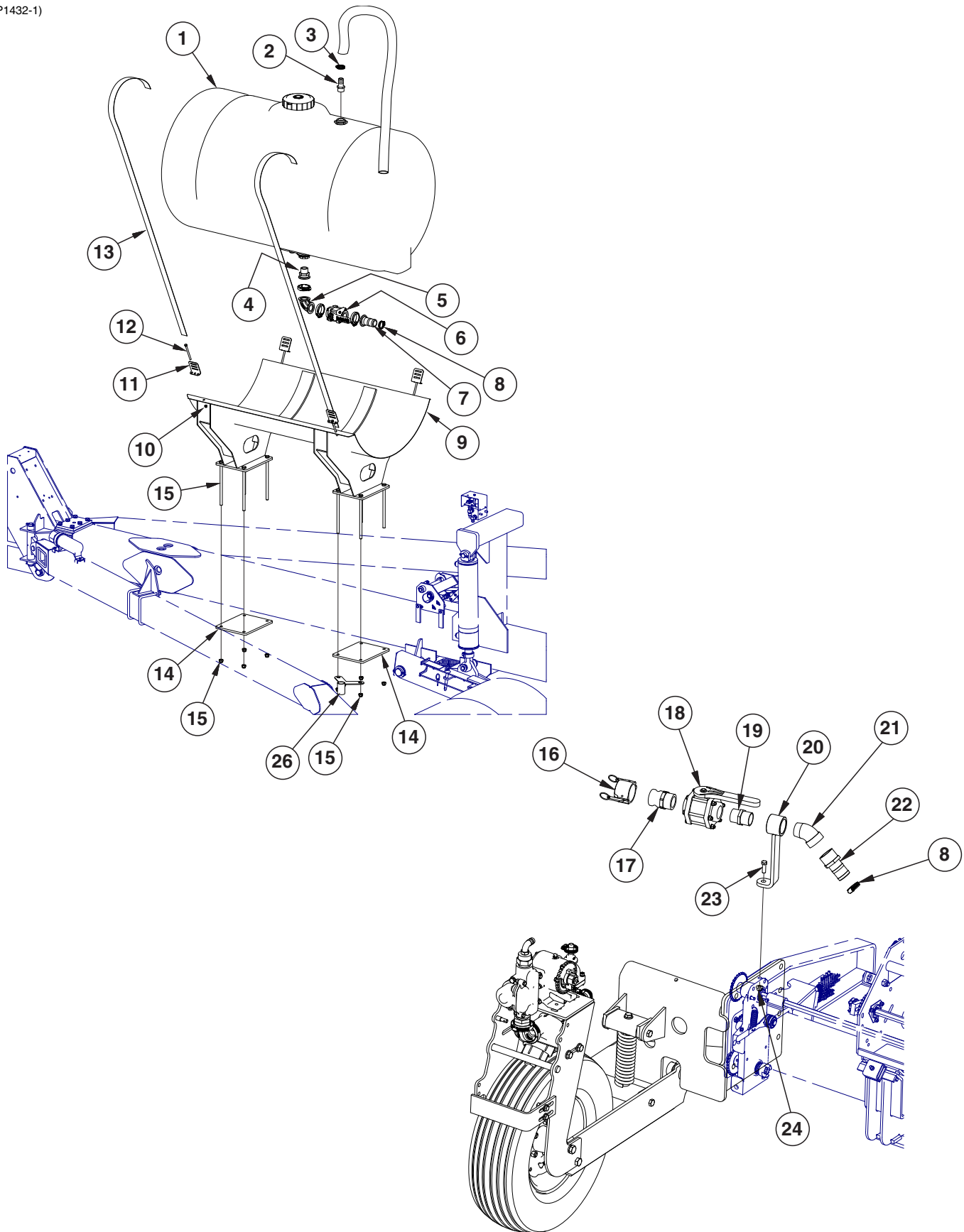
(IP1432)





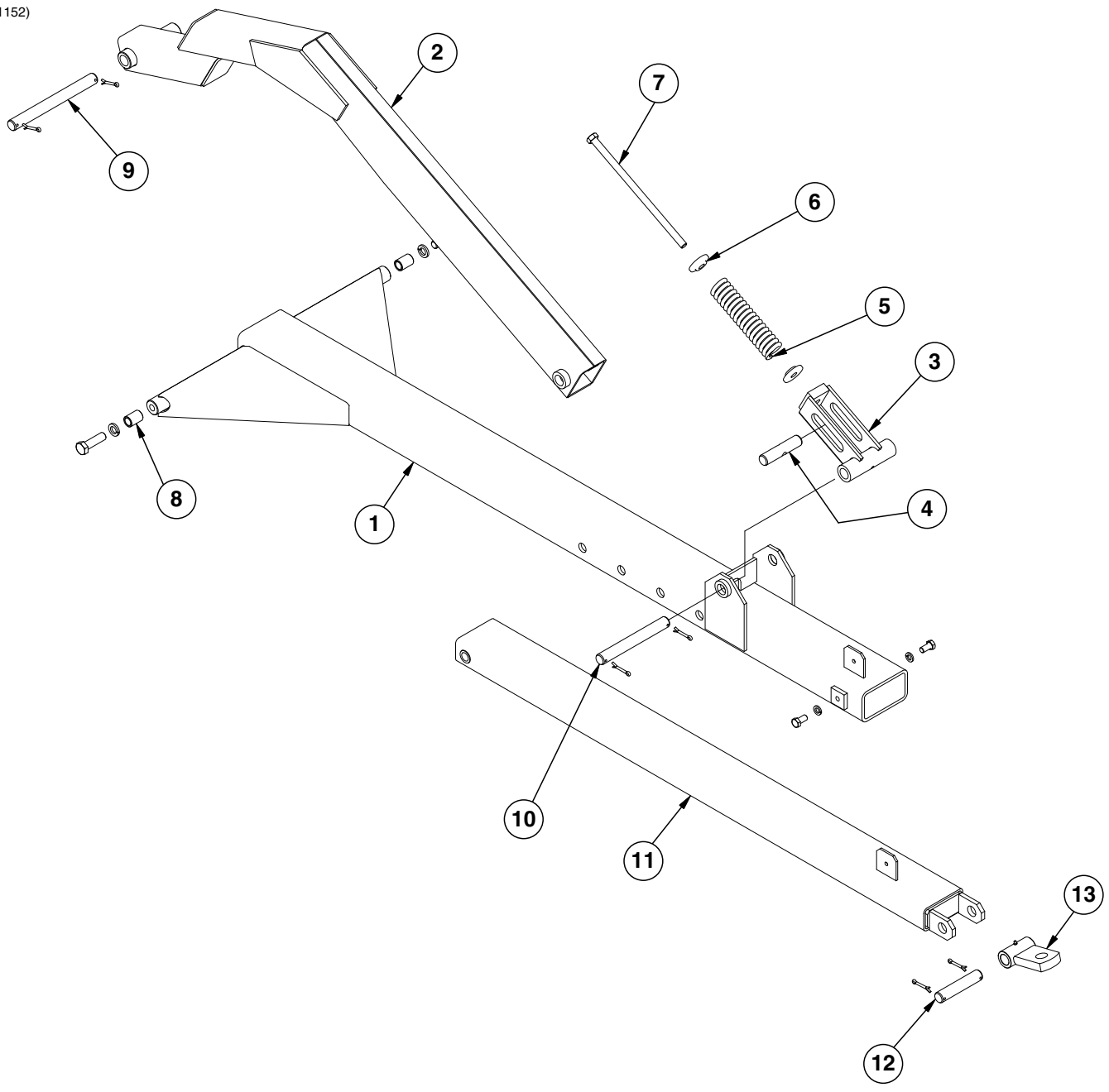
ITEM	PART NO.	QTY.	DESCRIPTION
1	G11504	1	Elbow, ½" Male NPT to ¾" Barb
	G10278	5	Hose Clamp, No. 16
2	G11505	1	Tee, ½" Female NPT
3	GD23729	2	Reducing Tee, ½" x ¼" x ½"
4	G11457	2	90° Elbow, 2" Flange
	G10676	2	Hose Clamp, No. 36, Stainless Steel
	G11468	2	Flange Clamp SS 75 Series
	G11499	2	Gasket, Flange Ribbed 2"
5	G11508	1	Tee, 2" Port Flange
6	GA16927	1	Shut-off Valve
	G11468	2	Flange Clamp SS 75 Series
	G11499	2	Gasket, Flange Ribbed 2"
7	G11494	2	Adapter, 2" Flange x 1¼" Hose Barb
	G10674	2	Hose Clamp, No. 24
8	GA17217	1	Fertilizer Manifold Mount
9	G10062	3	Hex Head Cap Screw, ⅜"-16 x 3"
	G11387	3	Flat Washer, ⅜" SAE
	G11091	3	Serrated Flange Nut, ⅜"-16
10	G11503	1	Tee, ¾" Hose Barb
11	G10917	1	Elbow, 90°, ¾" NPT To Barb
12	G11237	1	Reducing Bushing, 1½" Male NPT To ¾" Female
13	---	-	<a href="#">See "Liquid Fertilizer Piston Pump, NGP-6055" on page P211</a>
14	G11496	1	Adapter, 1½" Male NPT x 2" Flange
15	G11500	1	90° Elbow, 2" Flange
	G11468	2	Flange Clamp SS 75 Series
	G11499	2	Gasket, Flange Ribbed 2"
16	GA16838	1	Strainer, 2" O.D. Flange W/30 Mesh
17	---	-	<a href="#">See "Liquid Fertilizer Piston Pump Mount and Ground Drive Wheel" on page P205</a>
18	G11495	1	Tee, 2 Port x 1" Flange
	G11468	2	Flange Clamp SS 75 Series
	G11499	2	Gasket, Flange Ribbed 2"
19	GA16837	1	Pressure Relief Valve (100 PSI)
	G11467	2	Flange Clamp SS 50 Series
	G11498	2	Gasket, Flange Ribbed 1"
20	G11501	1	Adapter, 1" Flange x ¾" Hose Barb
21	G4701-01	1	Tubing, ½" O.D. x 75'
22	G4701-02	1	Tubing, ¼" O.D. x 100'
23	G4206-06	1	Hose, 2" x 30'
24	G4201-04	1	Hose, 2" x 15'
25	G4205-16	1	Hose, ¾" x 420"
26	GA16836	-	Nozzle Body
	GD23730	-	Nozzle Cap, ¼"
27	GA17118	-	Orifice Package (2-4 MPH)
	GA17119	-	Orifice Package (4-8 MPH)
28	GD23726	-	Nozzle Mount
29	GD24356	2	Adapter, ½" Tube to ½" Male NPT

(IP1432-1)





ITEM	PART NO.	QTY.	DESCRIPTION
1	GA17040	1	300 Gallon Tank
	GR1941	-	Seal
	GR1919	-	1½" Bulkhead Fitting Assembly
	GA16428	-	Lid/Fillwell, 8" (Top Of Tank)
	GR0513	-	¾" Polypropylene Fitting Assembly (Overflow Fitting, Nut, Bushing And O-Ring)
	GR0508	-	1¼" Polypropylene Fitting Assembly (Nut, Bushing, and O-Ring)
2	G10626	1	Adapter, 1¼" NPT To Barb
3	G10674	2	Hose Clamp, No. 24
4	G11496	1	Adapter, 1½" Male NPT x 2" Flange
5	G11500	1	90° Elbow, 2" Flange
	G11468	2	Flange Clamp SS 75 Series
	G11499	2	Gasket, Flange Ribbed 2"
6	GA16927	1	Shut-Off Valve
7	G11497	1	Adapter, 2" Flange x 2" Hose Barb
	G11468	1	Flange Clamp SS 75 Series
	G11499	1	Gasket, Flange Ribbed 2"
8	G10676	2	Hose Clamp, No. 36, Stainless Steel
9	GA16672	1	Fertilizer Tank Mount
	GD1862	1	Pad, 8" x 14' (For Two 30" Tanks)
10	G10901	4	Lock Nut, ¾"-16
11	GD11123	4	Anchor ( <b>Sub GA8114</b> )
12	G10485	4	Hex Head Cap Screw, ¾"-16 x 5'
13	GD11124	2	Strap, 84"
14	GD24827	2	Plate Mount
15	G11122	8	Hex Head Cap Screw, ⅝"-11 x 12"
	G10107	8	Lock Nut, ⅝"-11
16	GD3951	1	Dust Cap, 2" Cam Lock
17	GD3623	1	Adapter, 2" Male NPT To Cam Lock
18	GA2660	1	Shutoff Valve, 2" NPT
19	G10623	1	Close Nipple, 2" NPT
20	GA16929	1	Quick Fill Mount
21	G10889	1	Elbow, 45°, 2" Male NPT To Female
22	G10628	1	Adapter, 2" NPT To Barb
23	G10017	1	Hex Head Cap Screw, 1½"-13 x 1½"
24	G10071	1	Serrated Flange Nut, ½"-13
25	G4602-03	1	Black Helix Hose, 1¼" x 100'
26	GA16928	1	Hose Guide

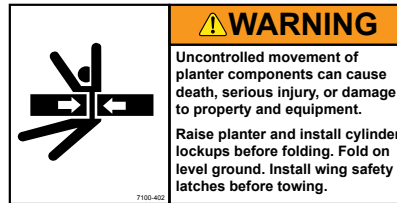
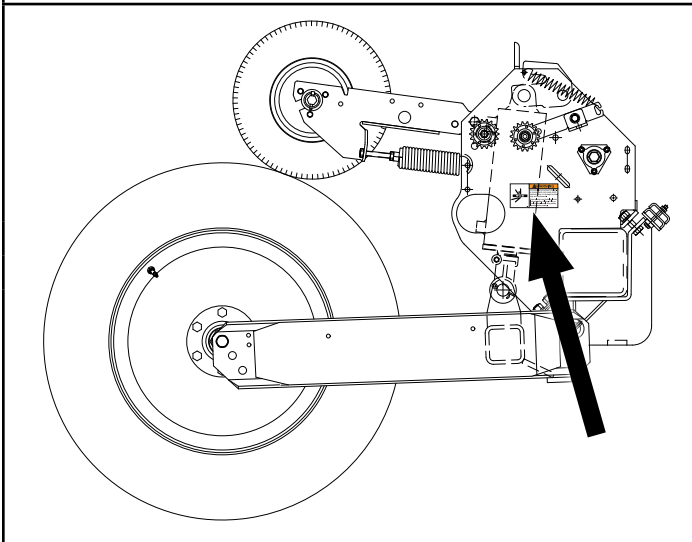
(IP1152)



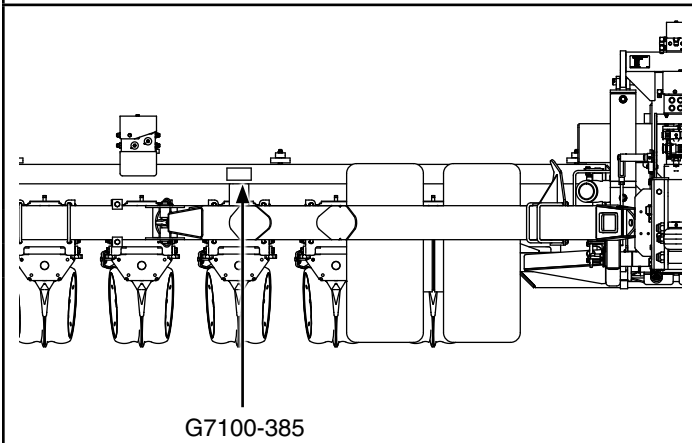
ITEM	PART NO.	QTY.	DESCRIPTION
1	GA7254	1	Front Hitch
	G10055	2	Hex Head Cap Screw, 5/8"-11 x 1 1/4" (Stop Bolt)
	G10230	2	Lock Washer, 5/8"
2	GA9408	1	Top Link W/Grease Fitting
3	GA7258	1	Side Link W/Grease Fitting
4	GD10296	1	Pin, 1 1/4" x 5 1/2"
5	GD10273	1	Compression Spring
6	GB0213	2	Spring Seat
7	GD7907	1	Special Bolt
8	GD10297	2	Bushing, 1 3/4"
	G10441	2	Hex Head Cap Screw, 7/8"-9 x 3", Grade 8
	G10330	2	Lock Washer, 7/8"
9	GD3547	1	Pin, 1 1/4" x 12 3/4"
	G10460	2	Cotter Pin, 1/4" x 2"
10	GD1702	1	Pin, 1 1/4" x 10 1/4"
	G10460	2	Cotter Pin, 1/4" x 2"
11	GA7256	1	Rear Hitch
12	GD8839	1	Pin, 1 1/4" x 6 1/4"
	G10460	2	Cotter Pin, 1/4" x 2"
13	GA6177	1	Clevis W/Grease Fitting



Part No.: GD2199  
 Description: SMV Sign  
 Quantity: 1




Part No.: G7100-402  
 Description: Decal, Warning  
 Quantity: 4



Part No.: G7100-385  
 Description: Decal, Warning  
 Quantity: 1

	<p><b>WARNING</b></p> <p>Uncontrolled machine movement can crush resulting in death, serious injury, or damage to property and equipment.</p> <p>Install safety lockup devices before working under or transporting this equipment.</p>
	<p>Part No.: G7100-385</p> <p>Description: Decal, Warning</p> <p>Quantity: 1</p>
	<p>Part No.: G7100-259</p> <p>Description: Reflective Decal, Amber, 1½" x 9", Rectangular</p> <p>Quantity: 2 (one located on each side of hitch)</p>
	<p><b>WARNING</b></p> <p>Uncontrolled movement of equipment can cause loss of control and could result in death, serious injury, or damage to property and equipment.</p> <p>Install all safety pins before transporting equipment.</p>
	<p>Part No.: G7100-384</p> <p>Description: Decal, Warning</p> <p>Quantity: 1</p>
	<p><b>WARNING</b></p> <p>Hitch can raise suddenly and cause death, serious injury, or equipment damage.</p> <p>Do not unhitch tractor with planter unfolded unless row units are on ground.</p>
	<p>Part No.: G7100-399</p> <p>Description: Decal, Warning</p> <p>Quantity: 1</p>
	<p><b>DANGER</b></p> <p>CONTACTING OR COMING CLOSE TO POWER LINES OR OTHER HIGH ENERGY SOURCES WILL CAUSE DEATH OR SERIOUS INJURY.</p> <p>Keep away from power lines or high energy sources at all times.</p>
<p>Part No.: G7100-382</p> <p>Description: Decal, Danger</p> <p>Quantity: 1</p>	
<p><b>WARNING</b></p> <p>Loss of control can cause death or serious injury, or damage to property and equipment.</p> <p>Tow only with farm tractor weight rated and configured for this equipment. Use safety chains and transport as specified in the Operator and Parts Manual.</p>	
<p>Part No.: G7100-393</p> <p>Description: Decal, Warning</p> <p>Quantity: 1</p>	




**NOTICE**

Apply a minimum of 16 ounces of graphite per 50 units of seed.

7100-471

Part No.: G7100-471  
 Description: Decal, Notice  
 Quantity: 1



**WARNING**

Uncontrolled machine movement can crush resulting in death, serious injury, or damage to property and equipment.

Install safety lockup devices before working under or transporting this equipment.

7100-385

Part No.: G7100-385  
 Description: Decal, Warning  
 Quantity: 1

**WARNING**

Row marker can lower at any time and could cause death or serious injury.

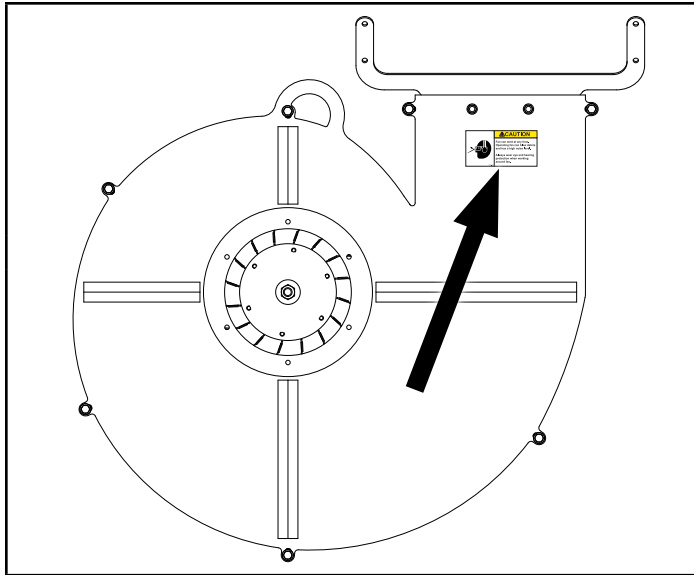
Stay away from row markers!

Install safety lockup device when not in use.

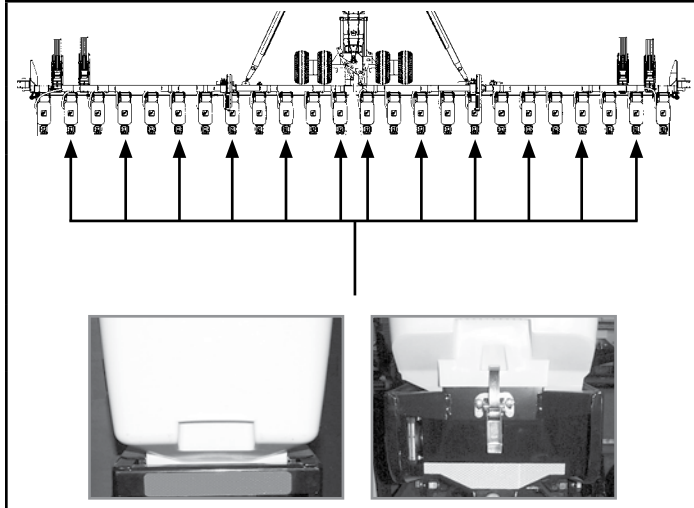
7100-397

Part No.: G7100-397  
 Description: Decal, Warning  
 Quantity: 4 (2 Per Row Marker)





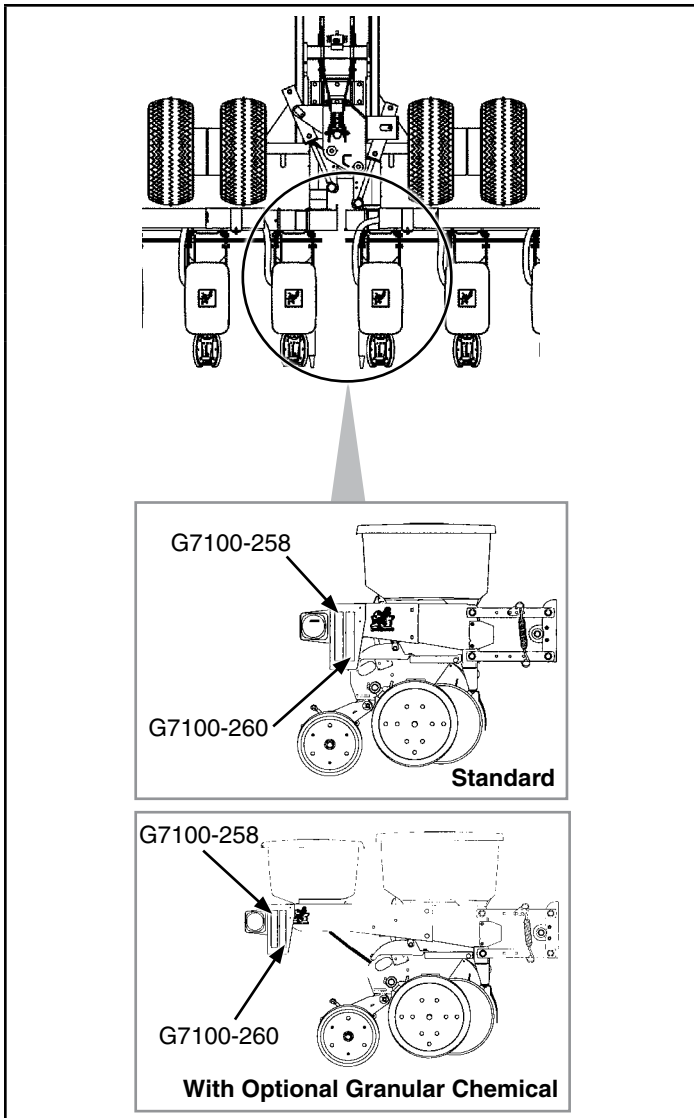
Part No.: G7100-392  
 Description: Decal, Caution  
 Quantity: 4 (One On Each Side Of Fan)



Part No.: G7100-259  
 Description: Reflective Decal, Amber, 1½" x 9", Rectangular  
 Quantity: 1 (Per Row Unit - Located On The Granular Chemical Hopper Panel Extension on Every Other Row Unit Beginning On The 2nd row unit in on the L.H. end of the Planter) (With Optional Granular Chemical)

Part No.: G7100-262  
 Description: Reflective Decal, Amber, 1¾" x 9", Die-Cut  
 Quantity: 1 (Per Row Unit - Located On The Hopper Support on Every Other Row Unit Beginning on the 2nd row unit in on the L.H. end of the Planter) (Standard)

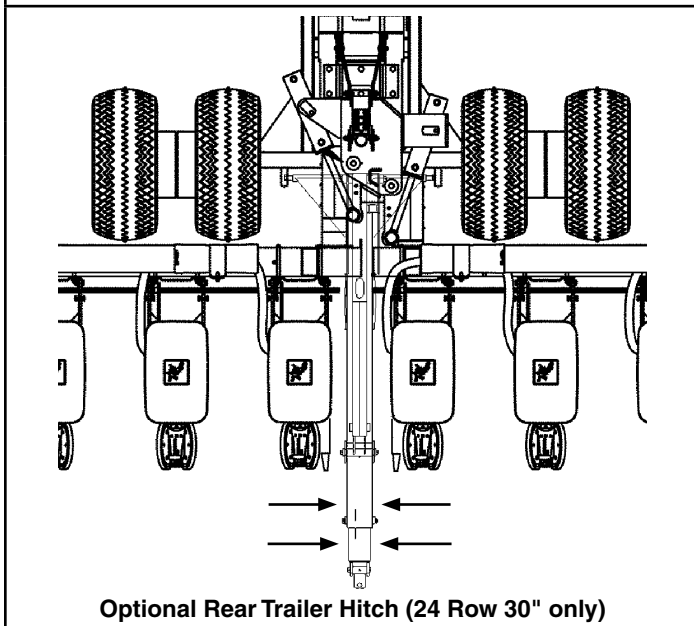
Note: 12 decals are used on 24 Row 30" and 18 on 36 Row 20"



[REDACTED]

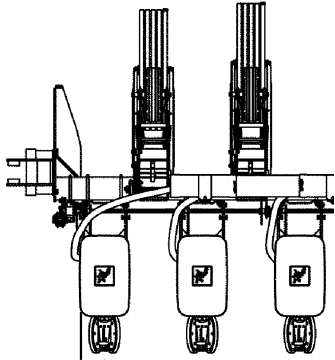
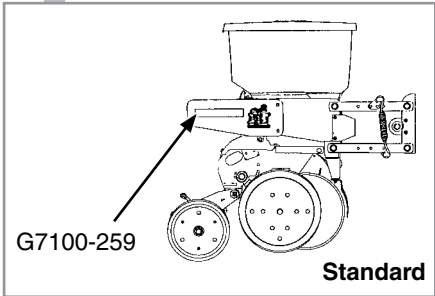
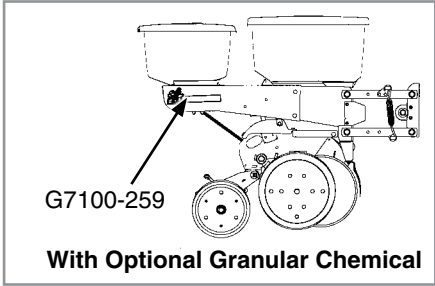


Part No.: G7100-258  
 Description: Reflective Decal, Red, 1½" x 9" Rectangular  
 Quantity: 2 (Located On The Two Center Row Units - Rear-Facing In Transport Position)


Part No.: G7100-260  
 Description: Reflective Decal, Orange, 1½" x 9" Rectangular  
 Quantity: 2 (Located On The Two Center Row Units - Rear-Facing In Transport Position)



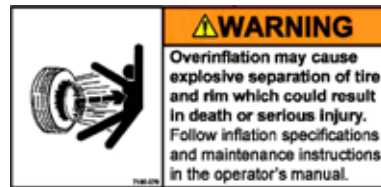
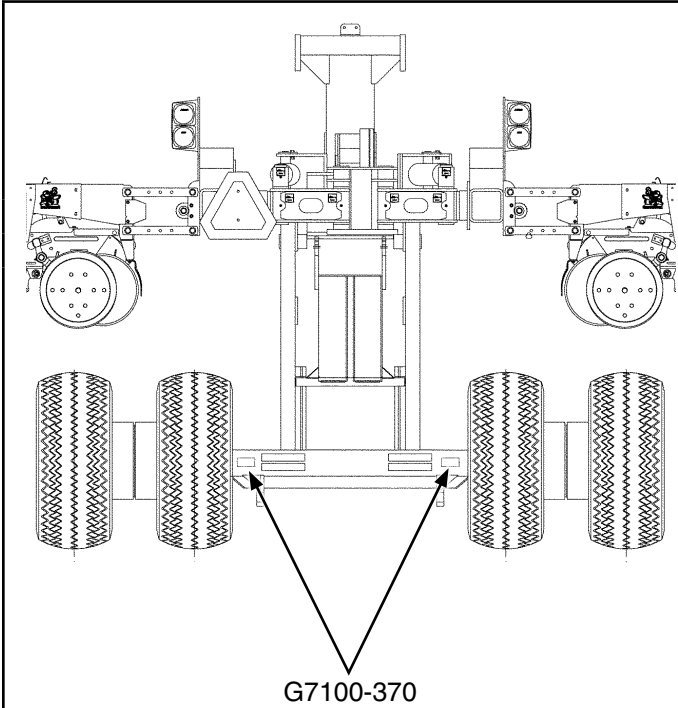
[REDACTED]

Part No.: G7100-259  
 Description: Reflective Decal, Amber, 1½" x 9", Rectangular  
 Quantity: 4

  	<div style="background-color: #cccccc; width: 100px; height: 20px; margin-bottom: 10px;"></div> <p>Part No.: G7100-259          Description: Reflective Decal, Amber, 1½" x 9", Rectangular          Quantity: 2 (Located On The Outside Row Unit On Each End Of The Planter - Forward-Facing In Transport Position)</p>
	<div style="border: 1px solid black; padding: 5px; margin-bottom: 10px;">  <div style="background-color: #ffcc00; padding: 2px; display: inline-block;"><b>WARNING</b></div> <p>Agricultural chemicals can cause death or serious injury to persons, animals, and plants or seriously damage soil, equipment, and property. Read and follow all chemical and equipment manufacturer labels and instructions.</p> </div> <p>Part No.: G7100-381          Description: Decal, Warning          Quantity: 1 (1 Per Row Unit - Located On Underside Of Granular Chemical Hopper Lid)</p>



Part No.: G7100-385  
 Description: Decal, Warning  
 Quantity: 4 (Two Per Center Lift Cylinder Lockup)



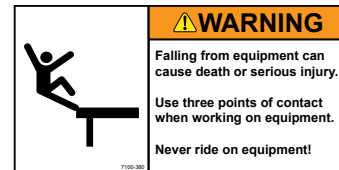
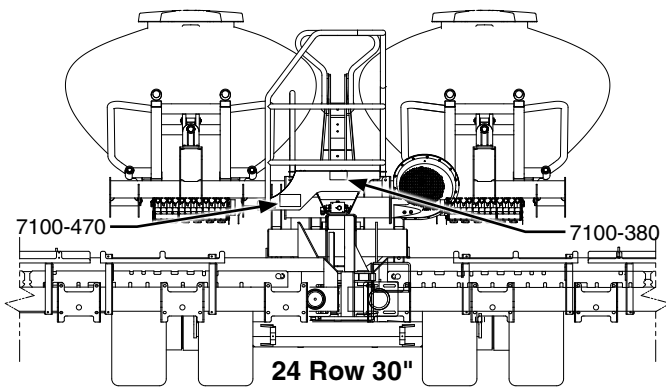
Part No.: G7100-370  
 Description: Decal, Warning  
 Quantity: 1 (Per Tire - Ground Drive Tires)



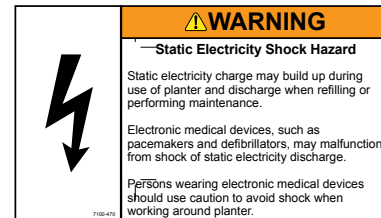
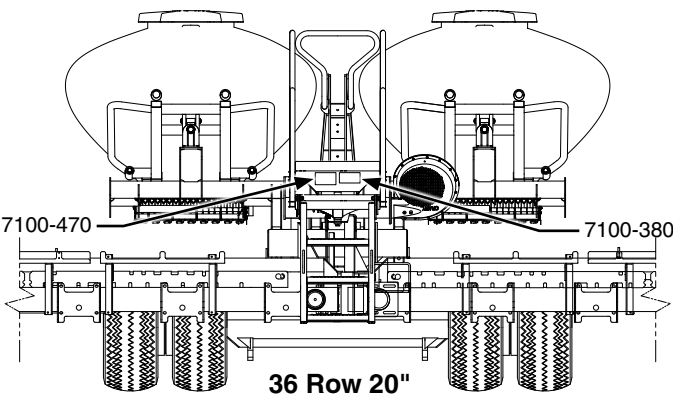
Part No.: G7100-377  
 Description: Decal, Warning Entrapment  
 Quantity: 2 (on each ASD Tank Lid)






Part No.: G7100-376  
 Description: Decal, Notice ASD Pressure  
 Quantity: 2 (on each ASD Tank Lid)







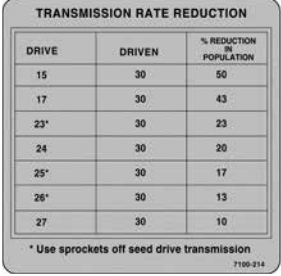
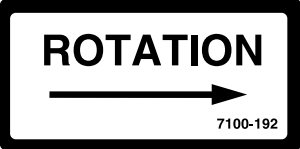
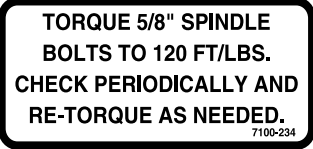
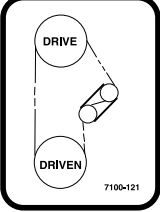
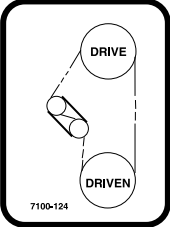
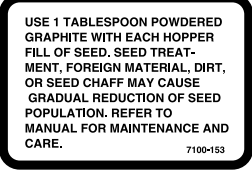
Part No.: G7100-380 (replaces G7100-266)  
 Description: Decal, Warning  
 Quantity: 1




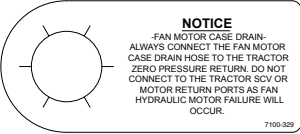
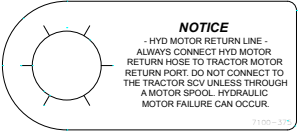





Part No.: G7100-470  
 Description: Decal, Static Shock  
 Quantity: 1



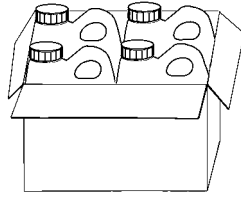


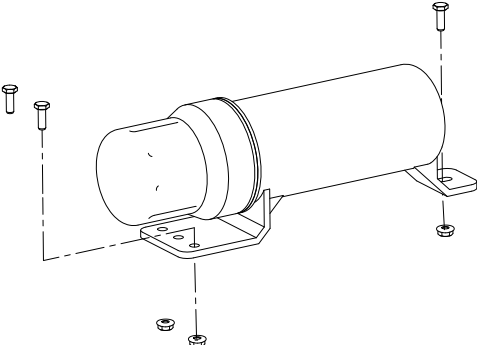
	<p>Part No.: GD1162 Description: Tie Strap, 28"</p> <p>Part No.: GD1512 Description: Tie Strap, 7½"</p> <p>Part No.: GD2117 Description: Tie Strap, 14½"</p> <p>Part No.: GD2984 Description: Tie Strap, 34"</p>
	<p>Part No.: G7100-295 Description: Decal, Spring Tension Release</p> <p>Quantity: -</p>
	<p>Part No.: G7100-247 Description: Decal, Logo, 4¾" x 4½"</p> <p>Quantity: 2 (Per Row Unit)</p> <p>Part No.: G7100-252 Description: Decal, Logo, 3½" x 3¾" (Hopper Panel Extension)</p> <p>Quantity: -</p>

	<p>Part No.: GD10057-01 Description: Hose Identification Sleeve, Red AA</p> <p>Part No.: GD10057-02 Description: Hose Identification Sleeve, Red BB</p> <p>Part No.: GD10057-03 Description: Hose Identification Sleeve, Blue AA</p> <p>Part No.: GD10057-04 Description: Hose Identification Sleeve, Blue BB</p> <p>Part No.: GD10057-07 Description: Hose Identification Sleeve, Yellow AA</p> <p>Part No.: GD10057-08 Description: Hose Identification Sleeve, Yellow BB</p> <p>Part No.: GD10057-11 Description: Hose Identification Sleeve, Green PP</p> <p>Part No.: GD10057-12 Description: Hose Identification Sleeve, Green RR</p> <p>Part No.: GD10057-14 Description: Hose Identification Sleeve, Yellow PP</p> <p>Part No.: GD10057-15 Description: Hose Identification Sleeve, Yellow RR</p> <p>Part No.: GD10057-17 Description: Hose Identification Sleeve, Black PP</p> <p>Part No.: GD10057-18 Description: Hose Identification Sleeve, Black RR</p> <p>Part No.: GD10057-19 Description: Hose Identification Sleeve, Orange CD</p>
	<p>Part No.: G7100-341 Description: Decal, Sending Unit Quantity: 1</p>
	<p>Part No.: G7100-340 Description: Decal, Sending Unit Quantity: 1</p>

 <p><b>WARNING</b> Improper operation or servicing of this equipment can result in death or serious injury. Read and follow all instructions in the Operator and Parts Manual. Contact your Kinze dealer or go to <a href="http://www.kinze.com">www.kinze.com</a> to order a replacement manual.</p> <p>7100-387</p>	<p>Part No.: G7100-387 Description: Decal, Warning Quantity: 1</p>																								
 <table border="1"> <thead> <tr> <th>DRIVE</th> <th>DRIVEN</th> <th>% REDUCTION IN POPULATION</th> </tr> </thead> <tbody> <tr> <td>15</td> <td>30</td> <td>50</td> </tr> <tr> <td>17</td> <td>30</td> <td>43</td> </tr> <tr> <td>23*</td> <td>30</td> <td>23</td> </tr> <tr> <td>24</td> <td>30</td> <td>20</td> </tr> <tr> <td>25*</td> <td>30</td> <td>17</td> </tr> <tr> <td>26*</td> <td>30</td> <td>13</td> </tr> <tr> <td>27</td> <td>30</td> <td>10</td> </tr> </tbody> </table> <p>* Use sprockets off seed drive transmission</p> <p>7100-214</p>	DRIVE	DRIVEN	% REDUCTION IN POPULATION	15	30	50	17	30	43	23*	30	23	24	30	20	25*	30	17	26*	30	13	27	30	10	<p>Part No.: G7100-214 Description: Decal, Two-Speed Point Row Clutch Rate Reduction</p>
DRIVE	DRIVEN	% REDUCTION IN POPULATION																							
15	30	50																							
17	30	43																							
23*	30	23																							
24	30	20																							
25*	30	17																							
26*	30	13																							
27	30	10																							
 <p>7100-192</p>	<p>Part No.: G7100-192 Description: Decal, Point Row Clutch Rotation</p>																								
 <p>TORQUE 5/8" SPINDLE BOLTS TO 120 FT/LBS. CHECK PERIODICALLY AND RE-TORQUE AS NEEDED.</p> <p>7100-234</p>	<p>Part No.: G7100-234 Description: Decal, Bolt Torque Quantity: -</p>																								
 <p>7100-121</p>	<p>Part No.: G7100-121 Description: Decal, Transmission, R.H. Quantity: 1</p>																								
 <p>7100-124</p>	<p>Part No.: G7100-124 Description: Decal, Transmission, L.H. Quantity: 1</p>																								
 <p>USE 1 TABLESPOON POWDERED GRAPHITE WITH EACH HOPPER FILL OF SEED. SEED TREATMENT, FOREIGN MATERIAL, DIRT, OR SEED CHAFF MAY CAUSE GRADUAL REDUCTION OF SEED POPULATION. REFER TO MANUAL FOR MAINTENANCE AND CARE.</p> <p>7100-153</p>	<p>Part No.: G7100-153 Description: Decal, Information Quantity: 1 Per Brush-Type Seed Meter</p>																								



	<p>Part No.: G7100-160 Description: Decal, Flow Control</p>
	<p>Part No.: G7100-329 Description: Tag, Fan Motor Case Drain</p>
	<p>Part No.: G7100-375 Description: Tag, Hydraulic Motor Return Line</p>
	<p>Part No.: G7100-352 Description: Decal, Tank Drain</p>
	<p>Part No.: G7100-111 Description: Decal, Oil Daily</p>
	<p>Part No.: G7100-116 Description: Decal, Grease Daily</p>
	<p>Part No.: G7100-110 Description: Decal, Grease Weekly</p>
	<p>Part No.: GR0155 Description: Blue Paint, Aerosol Can</p> <p>Part No.: GR0155MPP Description: Blue Paint, Twelve Aerosol Cans</p>

	<p>Part No.: GR0146 Description: Powdered Graphite, 1 Pound Container</p> <p>Part No.: GR0146MPP Description: Powdered Graphite, Twenty-Four 1 Pound Containers</p>
	<p>Part No.: GR1570MPP Description: Talc Lubricant, Four 8 Pound Containers</p> <p>Part No.: GR1828 Description: Talc Lubricant, 30 Pound Container</p>
	<p>Part No.: GR1842MPP Description: Graphite Lubricant, Four 5 Pound Containers</p>
<p>Not Available</p>	<p>Part No.: GR2217 Description: Fluency Agent Seed Flow Additive, Four 4.4 Pound Pails</p>
	<p>Part No.: G7100-367 Description: Decal, Kinze 3700 Quantity: 2 (1 on each side of hitch)</p>
	<p>Part No.: GM0233-01 Description: Operator Manual, Model 3700</p> <p>Part No.: GM0233-02 Description: Parts Manual, Model 3700</p> <p>Part No.: GPR1094 Description: Binder (Contact Kinze Parts to Order)</p>
	<p>Part No.: GA15422 Description: Operator's Manual Canister Quantity: 1</p> <p>Part No.: G11166 Description: Hex Socket Flange Cap Screw, 1/4"-20 x 3/4" Quantity: 3</p>



Part No.: G7100-484

Description: Decal, American Flag

**This page left blank intentionally.**

# Numerical Index

M0261-02

Model 3700

Part No.	Page	Part No.	Page	Part No.	Page	Part No.	Page
*A1010.....	P182	*A13817.....	P74	*A3140.....	P186	*D15792-23.....	P60
*A1010.....	P182	*A13818.....	P74	*A3141.....	P182	*D15792-24.....	P60
*A1013.....	P182	*A13818.....	P76	*A3175.....	P182	*D15856-14.....	P60
*A1019.....	P186	*A13819.....	P74	*A3178.....	P186	*D15856-22.....	P60
*A1020.....	P182	*A13819.....	P76	*A3196.....	P182	*D15856-23.....	P60
*A1025.....	P182	*A13820.....	P76	*A3212.....	P182	*D20990.....	P154
*A1031.....	P186	*A13821.....	P76	*A3239.....	P183	*G6500-06.....	P182
*A1044.....	P182	*A13822.....	P76	*A3271.....	P182	*G9040X.....	P24
*A1044.....	P186	*A13823.....	P76	*A3272.....	P182	*G9041X.....	P24
*A1049.....	P182	*A13824.....	P74	*A3292.....	P50	*G9042X.....	P24
*A1057.....	P186	*A13824.....	P76	*A3299.....	P186	*G9043X.....	P24
*A1072.....	P182	*A13825.....	P76	*A3353.....	P72	*G9272X.....	P24
*A1089.....	P182	*A13826.....	P74	*A3368.....	P72	*G9273X.....	P24
*A1098.....	P186	*A13826.....	P76	*A3381.....	P50	*G9308X.....	P24
*A11431.....	P50	*A13827.....	P74	*A3391.....	P48	*GA13554.....	P200
*A11432.....	P50	*A13827.....	P74	*A8201.....	P186	*GA14447.....	P200
*A11433.....	P50	*A13827.....	P76	*A8208.....	P186	700-01078.....	P20
*A11459.....	P48	*A13828.....	P74	*A8273.....	P186	700-01079.....	P22
*A1146.....	P182	*A13828.....	P76	*A8273.....	P48	A10759.....	P26
*A1146.....	P186	*A13829.....	P74	*A8274.....	P72	A11072.....	P155
*A11460.....	P48	*A13829.....	P76	*A8283.....	P186	A12531.....	P106
*A11461.....	P48	*A13830.....	P74	*A8286.....	P72	A12535.....	P100
*A11474.....	P71	*A13830.....	P76	*A8502.....	P186	A13917.....	P67
*A11475.....	P71	*A13831.....	P76	*A8503.....	P186	A14022.....	P106
*A11800.....	P48	*A13832.....	P76	*D12088.....	P156	A14702.....	P100
*A11800.....	P50	*A13833.....	P76	*D12119.....	P160	A20273.....	P124
*A1189.....	P182	*A13834.....	P74	*D12120.....	P160	A20274.....	P125
*A1189.....	P186	*A13835.....	P74	*D12121.....	P154	A6852.....	P157
*A12000.....	P186	*A13836.....	P74	*D12137.....	P154	A7473.....	P98
*A12026.....	P182	*A1404.....	P182	*D12204.....	P160	A8300.....	P157
*A12031.....	P48	*A1412.....	P182	*D12206.....	P156	A8927.....	P153
*A12051.....	P50	*A1412.....	P183	*D12221.....	P160	A8950.....	P156
*A12052.....	P50	*A1412.....	P186	*D12222.....	P160	A8960.....	P153
*A12082.....	P186	*A1424.....	P182	*D12231.....	P154	A8969.....	P154
*A12083.....	P186	*A1424.....	P72	*D12232.....	P154	A8973.....	P101
*A12749.....	P186	*A1458.....	P71	*D12232.....	P156	A9582.....	P160
*A12775.....	P48	*A1465.....	P186	*D12245.....	P156	G10001.....	P112
*A12776.....	P48	*A1485.....	P186	*D12252.....	P156	G10001.....	P112
*A12901.....	P72	*A1487.....	P182	*D12263.....	P154	G10001.....	P114
*A12904.....	P50	*A1498.....	P182	*D12263.....	P160	G10001.....	P114
*A13800.....	P74	*A1499.....	P182	*D12264.....	P154	G10001.....	P136
*A13800.....	P76	*A15003.....	P72	*D12264.....	P160	G10001.....	P14
*A13801.....	P74	*A15004.....	P72	*D12265.....	P160	G10001.....	P192
*A13801.....	P76	*A15022.....	P183	*D12280.....	P154	G10001.....	P196
*A13802.....	P74	*A15030.....	P71	*D12280.....	P156	G10001.....	P218
*A13802.....	P76	*A18622.....	P71	*D15792-03.....	P56	G10001.....	P41
*A13803.....	P74	*A3105.....	P182	*D15792-03.....	P58	G10001.....	P66
*A13803.....	P76	*A3111.....	P186	*D15792-04.....	P60	G10001.....	P70
*A13804.....	P74	*A3119.....	P182	*D15792-14.....	P60	G10001.....	P78
*A13804.....	P76	*A3119.....	P182	*D15792-20.....	P56	G10001.....	P84
*A13809.....	P74	*A3119.....	P186	*D15792-20.....	P58	G10001.....	P90
*A13813.....	P74	*A3122.....	P186	*D15792-20.....	P60	G10001.....	P94

Part No.	Page	Part No.	Page	Part No.	Page	Part No.	Page
G10002	P26	G10014	P90	G10036	P110	G10064	P190
G10002	P42	G10015	P118	G10036	P124	G10064	P78
G10003	P166	G10017	P110	G10036	P134	G10064	P78
G10003	P2	G10017	P124	G10036	P32	G10064	P78
G10003	P204	G10017	P125	G10037	P133	G10064	P90
G10003	P212	G10017	P134	G10037	P4	G10069	P108
G10003	P214	G10017	P136	G10037	P4	G10071	P136
G10003	P30	G10017	P143	G10037	P92	G10071	P2
G10003	P53	G10017	P206	G10037	P93	G10071	P218
G10003	P67	G10017	P224	G10038	P116	G10071	P224
G10004	P108	G10017	P34	G10038	P116	G10071	P4
G10004	P143	G10017	P34	G10038	P147	G10071	P66
G10004	P166	G10017	P53	G10039	P34	G10071	P78
G10004	P204	G10017	P97	G10039	P4	G10071	P90
G10004	P38	G10018	P12	G10039	P40	G10071	P92
G10004	P4	G10018	P151	G10040	P140	G10071	P92
G10004	P6	G10019	P139	G10041	P204	G10071	P93
G10004	P78	G10019	P150	G10042	P96	G10071	P94
G10004	P88	G10019	P166	G10043	P141	G10087	P154
G10004	P96	G10019	P204	G10043	P166	G10093	P204
G10005	P206	G10019	P207	G10045	P150	G10101	P104
G10005	P40	G10019	P46	G10045	P36	G10101	P108
G10005	P92	G10019	P52	G10046	P40	G10101	P108
G10005	P94	G10019	P96	G10046	P92	G10101	P130
G10006	P125	G10019	P97	G10046	P94	G10101	P132
G10006	P36	G10020	P20	G10047	P136	G10101	P14
G10006	P48	G10021	P188	G10047	P143	G10101	P143
G10006	P54	G10021	P20	G10047	P147	G10101	P153
G10006	P96	G10022	P110	G10047	P218	G10101	P153
G10006	P97	G10022	P136	G10047	P8	G10101	P155
G10007	P102	G10022	P20	G10048	P108	G10101	P168
G10007	P206	G10023	P130	G10048	P108	G10101	P171
G10007	P40	G10023	P132	G10049	P130	G10101	P192
G10007	P6	G10023	P140	G10053	P124	G10101	P193
G10008	P128	G10023	P26	G10053	P133	G10101	P196
G10008	P142	G10023	P6	G10053	P204	G10101	P196
G10009	P108	G10023	P66	G10054	P162	G10101	P204
G10010	P12	G10023	P86	G10054	P164	G10101	P204
G10010	P38	G10025	P106	G10055	P118	G10101	P204
G10010	P40	G10025	P106	G10055	P120	G10101	P212
G10011	P110	G10026	P110	G10055	P226	G10101	P214
G10011	P203	G10026	P126	G10057	P110	G10101	P30
G10011	P40	G10026	P206	G10060	P170	G10101	P46
G10011	P40	G10027	P136	G10061	P16	G10101	P66
G10012	P206	G10027	P147	G10062	P162	G10102	P110
G10013	P110	G10027	P84	G10062	P171	G10102	P118
G10013	P14	G10028	P106	G10062	P204	G10102	P120
G10013	P206	G10028	P142	G10062	P220	G10102	P124
G10014	P12	G10031	P196	G10062	P222	G10102	P133
G10014	P2	G10033	P147	G10063	P46	G10102	P133
G10014	P218	G10033	P36	G10063	P66	G10102	P143
G10014	P40	G10035	P125	G10064	P14	G10102	P147

Part No.	Page	Part No.	Page	Part No.	Page	Part No.	Page
G10102	P150	G10106	P162	G10108	P84	G10133	P14
G10102	P150	G10106	P164	G10108	P96	G10133	P162
G10102	P203	G10106	P170	G10108	P96	G10133	P196
G10102	P204	G10106	P204	G10109	P108	G10133	P36
G10102	P206	G10106	P34	G10109	P12	G10133	P38
G10102	P36	G10106	P66	G10109	P14	G10133	P40
G10102	P36	G10106	P96	G10109	P150	G10133	P62
G10102	P40	G10107	P108	G10109	P36	G10133	P62
G10103	P110	G10107	P116	G10109	P38	G10133	P64
G10103	P130	G10107	P124	G10109	P40	G10133	P64
G10103	P130	G10107	P128	G10109	P46	G10133	P66
G10103	P132	G10107	P134	G10109	P52	G10145	P125
G10103	P132	G10107	P14	G10109	P97	G10152	P148
G10103	P140	G10107	P142	G10110	P150	G10152	P196
G10103	P167	G10107	P206	G10110	P188	G10152	P206
G10103	P30	G10107	P206	G10110	P190	G10152	P210
G10103	P80	G10107	P224	G10110	P30	G10152	P66
G10103	P82	G10107	P32	G10110	P52	G10152	P6
G10104	P108	G10107	P34	G10110	P6	G10157	P96
G10104	P110	G10107	P40	G10110	P66	G10157	P96
G10104	P110	G10107	P40	G10110	P90	G10159	P147
G10104	P124	G10107	P40	G10111	P110	G10162	P78
G10104	P125	G10107	P92	G10111	P116	G10166	P124
G10104	P134	G10107	P92	G10111	P116	G10168	P133
G10104	P142	G10107	P94	G10111	P124	G10168	P150
G10104	P148	G10107	P94	G10111	P14	G10168	P150
G10104	P190	G10108	P108	G10111	P147	G10171	P140
G10104	P203	G10108	P124	G10111	P32	G10171	P141
G10104	P204	G10108	P132	G10111	P34	G10201	P2
G10104	P204	G10108	P134	G10111	P34	G10201	P26
G10104	P206	G10108	P147	G10111	P34	G10201	P8
G10104	P206	G10108	P147	G10111	P34	G10201	P84
G10104	P206	G10108	P151	G10111	P36	G10203	P92
G10104	P210	G10108	P154	G10111	P36	G10204	P10
G10104	P48	G10108	P16	G10111	P4	G10204	P12
G10104	P54	G10108	P162	G10111	P40	G10205	P92
G10104	P6	G10108	P2	G10111	P48	G10207	P2
G10104	P6	G10108	P212	G10111	P53	G10210	P218
G10104	P96	G10108	P214	G10111	P54	G10211	P78
G10104	P97	G10108	P218	G10111	P97	G10213	P10
G10104	P98	G10108	P26	G10112	P117	G10213	P38
G10105	P106	G10108	P4	G10112	P120	G10213	P40
G10105	P110	G10108	P41	G10112	P40	G10215	P106
G10105	P136	G10108	P46	G10112	P78	G10216	P12
G10105	P142	G10108	P52	G10120	P108	G10227	P110
G10105	P147	G10108	P52	G10128	P124	G10227	P130
G10105	P206	G10108	P52	G10128	P134	G10227	P130
G10106	P125	G10108	P53	G10130	P124	G10227	P130
G10106	P134	G10108	P66	G10130	P133	G10227	P132
G10106	P134	G10108	P66	G10130	P142	G10227	P132
G10106	P139	G10108	P67	G10130	P4	G10227	P140
G10106	P140	G10108	P70	G10131	P143	G10227	P140

Part No.	Page	Part No.	Page	Part No.	Page	Part No.	Page
G10227	P144	G10230	P110	G10233	P203	G10305	P94
G10227	P167	G10230	P125	G10234	P118	G10305	P94
G10227	P30	G10230	P14	G10234	P120	G10305	P94
G10228	P110	G10230	P142	G10235	P124	G10305	P94
G10228	P12	G10230	P148	G10235	P128	G10305	P94
G10228	P124	G10230	P190	G10243	P193	G10305	P94
G10228	P125	G10230	P203	G10243	P196	G10305	P94
G10228	P125	G10230	P204	G10243	P44	G10306	P212
G10228	P133	G10230	P204	G10243	P70	G10306	P214
G10228	P133	G10230	P206	G10253	P130	G10306	P30
G10228	P143	G10230	P206	G10256	P140	G10308	P14
G10228	P147	G10230	P206	G10257	P130	G10309	P16
G10228	P150	G10230	P210	G10257	P27	G10310	P30
G10228	P150	G10230	P226	G10278	P125	G10310	P8
G10228	P150	G10230	P48	G10278	P210	G10312	P190
G10228	P203	G10230	P54	G10278	P218	G10312	P2
G10228	P206	G10230	P6	G10278	P220	G10312	P26
G10228	P36	G10230	P6	G10278	P222	G10315	P14
G10228	P36	G10230	P96	G10292	P210	G10315	P30
G10228	P4	G10230	P97	G10301	P64	G10316	P80
G10228	P4	G10230	P98	G10301	P84	G10316	P82
G10228	P62	G10231	P106	G10301	P93	G10318	P34
G10228	P64	G10231	P106	G10302	P134	G10323	P20
G10228	P97	G10231	P110	G10302	P204	G10324	P106
G10229	P104	G10231	P110	G10303	P125	G10325	P10
G10229	P108	G10231	P126	G10303	P128	G10325	P26
G10229	P130	G10231	P136	G10305	P112	G10325	P84
G10229	P132	G10231	P142	G10305	P112	G10326	P104
G10229	P143	G10231	P147	G10305	P112	G10326	P2
G10229	P143	G10231	P206	G10305	P112	G10328	P10
G10229	P158	G10231	P206	G10305	P114	G10328	P158
G10229	P160	G10232	P125	G10305	P114	G10328	P160
G10229	P166	G10232	P134	G10305	P114	G10330	P226
G10229	P168	G10232	P134	G10305	P114	G10338	P12
G10229	P171	G10232	P139	G10305	P31	G10338	P125
G10229	P192	G10232	P140	G10305	P31	G10338	P134
G10229	P193	G10232	P162	G10305	P62	G10338	P16
G10229	P196	G10232	P162	G10305	P64	G10338	P62
G10229	P196	G10232	P164	G10305	P78	G10338	P62
G10229	P204	G10232	P164	G10305	P78	G10338	P64
G10229	P204	G10232	P166	G10305	P92	G10338	P64
G10229	P204	G10232	P175	G10305	P92	G10338	P66
G10229	P212	G10232	P204	G10305	P92	G10338	P8
G10229	P214	G10232	P207	G10305	P92	G10338	P88
G10229	P218	G10232	P66	G10305	P92	G10338	P90
G10229	P26	G10232	P96	G10305	P92	G10341	P140
G10229	P30	G10233	P124	G10305	P92	G10341	P141
G10229	P38	G10233	P128	G10305	P92	G10341	P66
G10229	P46	G10233	P133	G10305	P92	G10348	P120
G10229	P66	G10233	P133	G10305	P93	G10348	P36
G10230	P102	G10233	P142	G10305	P93	G10348	P62
G10230	P110	G10233	P143	G10305	P94	G10348	P64



# Numerical Index

M0261-02

Model 3700

Part No.	Page	Part No.	Page	Part No.	Page	Part No.	Page
G10359	P110	G10460	P226	G10560	P108	G10620	P62
G10360	P110	G10460	P226	G10567	P16	G10620	P62
G10360	P110	G10460	P226	G10567	P26	G10620	P64
G10371	P36	G10460	P92	G10567	P27	G10620	P64
G10374	P130	G10460	P94	G10570	P27	G10620	P66
G10374	P132	G10460	P96	G10572	P34	G10620	P8
G10396	P96	G10460	P96	G10574	P32	G10620	P88
G10397	P124	G10460	P98	G10574	P36	G10620	P90
G10400	P40	G10460	P98	G10574	P40	G10621	P16
G10401	P20	G10461	P110	G10574	P66	G10621	P20
G10408	P134	G10461	P118	G10581	P147	G10621	P20
G10409	P134	G10461	P120	G10581	P203	G10621	P26
G10409	P143	G10461	P147	G10583	P164	G10621	P31
G10409	P204	G10470	P134	G10585	P34	G10621	P44
G10412	P16	G10470	P20	G10595	P124	G10621	P70
G10427	P10	G10475	P24	G10595	P134	G10621	P78
G10430	P134	G10475	P96	G10597	P34	G10621	P78
G10430	P145	G10478	P112	G10599	P125	G10621	P78
G10438	P2	G10478	P114	G10599	P14	G10621	P8
G10438	P4	G10478	P143	G10599	P46	G10621	P80
G10440	P117	G10478	P204	G10599	P52	G10621	P82
G10440	P120	G10478	P92	G10599	P52	G10621	P86
G10441	P226	G10478	P94	G10602	P128	G10622	P10
G10451	P108	G10485	P224	G10602	P134	G10622	P10
G10451	P92	G10494	P96	G10602	P136	G10622	P125
G10451	P92	G10496	P130	G10602	P143	G10622	P136
G10451	P94	G10496	P132	G10602	P16	G10622	P218
G10451	P94	G10496	P144	G10602	P20	G10622	P31
G10452	P30	G10497	P130	G10602	P203	G10622	P31
G10453	P145	G10499	P46	G10602	P22	G10623	P224
G10455	P112	G10500	P20	G10602	P26	G10626	P210
G10455	P114	G10501	P124	G10602	P27	G10626	P224
G10455	P143	G10501	P128	G10603	P20	G10628	P224
G10455	P80	G10501	P134	G10603	P22	G10633	P210
G10455	P82	G10501	P36	G10604	P20	G10634	P22
G10460	P100	G10503	P34	G10606	P108	G10636	P94
G10460	P100	G10503	P38	G10606	P125	G10640	P110
G10460	P100	G10503	P40	G10610	P125	G10640	P12
G10460	P100	G10523	P30	G10615	P210	G10640	P120
G10460	P100	G10529	P31	G10619	P210	G10640	P125
G10460	P104	G10529	P84	G10620	P12	G10640	P125
G10460	P106	G10531	P22	G10620	P12	G10640	P125
G10460	P112	G10536	P147	G10620	P128	G10640	P143
G10460	P114	G10536	P34	G10620	P141	G10640	P147
G10460	P125	G10541	P78	G10620	P141	G10640	P147
G10460	P130	G10544	P148	G10620	P16	G10640	P147
G10460	P132	G10544	P150	G10620	P16	G10640	P157
G10460	P142	G10546	P130	G10620	P190	G10640	P157
G10460	P147	G10546	P134	G10620	P196	G10640	P96
G10460	P147	G10546	P27	G10620	P196	G10640	P96
G10460	P147	G10551	P2	G10620	P2	G10641	P204
G10460	P206	G10552	P218	G10620	P26	G10641	P206

Part No.	Page	Part No.	Page	Part No.	Page	Part No.	Page
G10641	P97	G10757	P196	G10923	P133	G11009	P20
G10643	P40	G10757	P30	G10923	P142	G11009	P22
G10643	P96	G10758	P193	G10923	P4	G11009	P24
G10660	P27	G10758	P196	G10924	P12	G11010	P40
G10669	P112	G10758	P30	G10927	P193	G11012	P96
G10669	P114	G10760	P101	G10927	P196	G11015	P2
G10669	P2	G10763	P102	G10928	P193	G11018	P4
G10670	P112	G10763	P106	G10928	P196	G11030	P97
G10670	P114	G10765	P130	G10931	P193	G11031	P97
G10670	P26	G10765	P132	G10931	P196	G11032	P96
G10674	P210	G10765	P38	G10939	P153	G11034	P97
G10674	P218	G10765	P40	G10939	P153	G11042	P206
G10674	P220	G10769	P101	G10939	P154	G11066	P139
G10674	P220	G10779	P203	G10939	P155	G11066	P139
G10674	P222	G10804	P130	G10939	P168	G11066	P162
G10674	P224	G10804	P132	G10939	P90	G11066	P164
G10676	P220	G10821	P112	G10940	P12	G11066	P166
G10676	P222	G10821	P114	G10948	P156	G11067	P162
G10676	P224	G10821	P143	G10958	P153	G11067	P164
G10676	P56	G10831	P100	G10958	P153	G11067	P166
G10676	P58	G10831	P100	G10958	P155	G11073	P27
G10676	P60	G10831	P98	G10958	P157	G11075	P144
G10681	P210	G10831	P98	G10958	P157	G11076	P97
G10686	P112	G10840	P97	G10960	P97	G11078	P144
G10686	P112	G10844	P150	G10972	P158	G11081	P126
G10686	P114	G10857	P86	G10972	P160	G11089	P158
G10686	P151	G10859	P130	G10974	P38	G11089	P160
G10686	P193	G10859	P132	G10974	P40	G11091	P112
G10686	P196	G10860	P124	G10977	P162	G11091	P112
G10686	P62	G10860	P218	G10977	P164	G11091	P112
G10686	P64	G10864	P30	G10977	P166	G11091	P112
G10686	P78	G10870	P218	G10980	P48	G11091	P112
G10687	P8	G10872	P132	G10980	P54	G11091	P112
G10689	P116	G10873	P132	G10980	P66	G11091	P112
G10690	P20	G10875	P124	G10982	P104	G11091	P112
G10693	P212	G10876	P132	G10982	P106	G11091	P114
G10693	P214	G10887	P210	G10987	P154	G11091	P114
G10722	P150	G10889	P224	G10988	P44	G11091	P114
G10725	P148	G10890	P128	G10991	P196	G11091	P114
G10725	P150	G10898	P52	G10991	P212	G11091	P114
G10727	P151	G10900	P130	G10991	P214	G11091	P114
G10730	P40	G10901	P224	G10992	P139	G11091	P114
G10732	P6	G10901	P46	G10992	P139	G11091	P116
G10733	P210	G10901	P8	G10992	P80	G11091	P166
G10734	P210	G10912	P10	G10992	P82	G11091	P220
G10746	P167	G10917	P210	G10996	P130	G11091	P222
G10751	P6	G10917	P218	G10996	P132	G11091	P6
G10752	P16	G10917	P220	G10996	P172	G11091	P62
G10752	P6	G10917	P222	G10996	P172	G11091	P64
G10753	P66	G10918	P124	G10996	P172	G11091	P78
G10756	P116	G10921	P27	G10996	P172	G11091	P78
G10756	P96	G10923	P124	G10996	P188	G11091	P78

# Numerical Index

M0261-02

Model 3700

Part No.	Page	Part No.	Page	Part No.	Page	Part No.	Page
G11091	P78	G11204	P84	G11387	P170	G11391	P46
G11091	P78	G11209	P30	G11387	P2	G11391	P48
G11091	P8	G11215	P41	G11387	P204	G11391	P54
G11091	P90	G11215	P70	G11387	P204	G11391	P6
G11091	P92	G11216	P86	G11387	P212	G11391	P8
G11091	P92	G11220	P4	G11387	P214	G11391	P94
G11091	P92	G11222	P16	G11387	P218	G11391	P96
G11091	P92	G11228	P38	G11387	P220	G11392	P142
G11091	P92	G11236	P38	G11387	P222	G11392	P38
G11091	P92	G11237	P210	G11387	P26	G11392	P84
G11091	P92	G11237	P218	G11387	P30	G11394	P78
G11091	P92	G11237	P220	G11387	P4	G11409	P44
G11091	P92	G11237	P222	G11387	P41	G11409	P70
G11091	P93	G11242	P136	G11387	P46	G11418	P150
G11091	P93	G11249	P84	G11387	P46	G11419	P14
G11091	P93	G11257	P66	G11387	P52	G11448	P24
G11091	P94	G11264	P67	G11387	P52	G11453	P144
G11091	P94	G11281	P24	G11387	P8	G11457	P220
G11091	P94	G11284	P86	G11387	P94	G11457	P222
G11091	P94	G11288	P193	G11387	P96	G11464	P80
G11091	P94	G11302	P80	G11387	P143	G11464	P82
G11091	P94	G11309	P175	G11389	P124	G11467	P222
G11091	P94	G11311	P140	G11389	P133	G11468	P218
G11091	P94	G11328	P80	G11389	P133	G11468	P220
G11091	P94	G11328	P82	G11389	P203	G11468	P220
G11100	P144	G11332	P80	G11389	P204	G11468	P220
G11108	P78	G11332	P82	G11389	P206	G11468	P220
G11119	P218	G11360	P78	G11389	P34	G11468	P222
G11122	P206	G11360	P92	G11389	P34	G11468	P222
G11122	P224	G11385	P189	G11389	P34	G11468	P222
G11123	P44	G11385	P27	G11389	P38	G11468	P222
G11123	P70	G11385	P30	G11389	P4	G11468	P224
G11124	P44	G11385	P52	G11389	P4	G11468	P224
G11124	P46	G11385	P6	G11389	P4	G11491	P6
G11124	P70	G11385	P90	G11391	P116	G11494	P218
G11133	P46	G11386	P108	G11391	P118	G11494	P220
G11135	P52	G11386	P134	G11391	P120	G11494	P222
G11145	P62	G11386	P139	G11391	P125	G11495	P222
G11145	P64	G11386	P140	G11391	P128	G11496	P218
G11145	P66	G11386	P151	G11391	P134	G11496	P220
G11147	P56	G11386	P166	G11391	P14	G11496	P222
G11147	P58	G11386	P204	G11391	P148	G11496	P224
G11147	P60	G11386	P46	G11391	P150	G11497	P224
G11151	P22	G11386	P52	G11391	P16	G11498	P222
G11166	P239	G11386	P84	G11391	P203	G11499	P218
G11166	P46	G11387	P124	G11391	P206	G11499	P220
G11172	P24	G11387	P130	G11391	P206	G11499	P220
G11186	P96	G11387	P14	G11391	P206	G11499	P220
G11188	P62	G11387	P14	G11391	P206	G11499	P220
G11188	P64	G11387	P147	G11391	P34	G11499	P222
G11199	P66	G11387	P16	G11391	P4	G11499	P222
G11204	P84	G11387	P162	G11391	P40	G11499	P222

Part No.	Page	Part No.	Page	Part No.	Page	Part No.	Page
G11499	P222	G1K276	P172	G3303-108	P27	G6400-08	P171
G11499	P224	G1K296	P12	G3303-108	P90	G6400-08-04	P147
G11499	P224	G1K320	P138	G3303-114	P27	G6400-08-04	P158
G11500	P218	G1K320	P192	G3303-120	P90	G6400-08-04	P160
G11500	P220	G1K320	P41	G3303-16	P2	G6400-08-12	P42
G11500	P222	G1K321	P138	G3303-34	P8	G6400-10	P170
G11500	P224	G1K321	P192	G3303-44	P8	G6400-10	P176
G11501	P222	G1K321	P41	G3303-88	P8	G6400-10	P180
G11503	P222	G1K322	P192	G3303-98	P2	G6400-10	P52
G11504	P222	G1K323	P192	G3305-01	P31	G6400-10-08	P108
G11505	P222	G1K345	P14	G3310-144	P128	G6400-10-08	P162
G11507	P220	G1K362	P193	G3310-148	P128	G6400-10-08	P168
G11508	P220	G1K362	P196	G3310-150	P128	G6400-10-08	P169
G11508	P222	G1K363	P193	G3310-158	P128	G6400-10-08	P174
G11514	P6	G1K363	P196	G3310-68	P134	G6400-12	P177
G11514	P6	G1K378	P144	G3310-80	P143	G6400-12	P180
G11514	P6	G1K379	P144	G3310-82	P124	G6400-12	P180
G11518	P44	G1K385	P30	G3310-82	P134	G6400-12	P42
G11518	P70	G1K395	P138	G3310-82	P218	G6400-12	P46
G11520	P136	G1K396	P138	G3310-91	P203	G6400-12	P52
G11522	P84	G1K413	P96	G3317-16	P136	G6400-12-10	P174
G11528	P84	G1K528	P6	G3400-01	P124	G6400-12-10	P52
G11556	P24	G2100-03	P124	G3400-01	P134	G6402-08-10	P168
G11591	P2	G2100-03	P134	G3400-01	P204	G6402-12-12	P180
G11592	P2	G2100-03	P204	G4200-01	P210	G6402-12-12	P52
G11618	P24	G2404-06-08	P52	G4201-04	P220	G6408-06	P167
G11619	P24	G2406-08-06	P182	G4201-04	P222	G6408-06	P174
G11619	P24	G2406-08-06	P186	G4205-09	P220	G6408-08	P108
G11693	P24	G2406-08-12	P48	G4205-10	P210	G6408-08	P154
G11742	P151	G2408-08	P186	G4205-16	P222	G6408-08	P156
G1K248	P138	G2500-84	P207	G4206-06	P220	G6408-08	P160
G1K248	P188	G2501-06-08	P53	G4206-06	P222	G6408-08	P166
G1K248	P193	G2501-12-16	P53	G4301-08	P210	G6408-10	P166
G1K248	P196	G2501-20-16	P53	G4602-03	P220	G6408-10	P180
G1K249	P193	G2603-08	P182	G4602-03	P224	G6408-10	P52
G1K252	P138	G2603-08	P186	G4701-01	P222	G6408-H06-0	P169
G1K252	P188	G2603-08	P48	G4701-02	P222	G6408-H06-0	P175
G1K252	P193	G2603-08-08-10	P183	G5406-08P	P53	G6408-H06-0	P180
G1K252	P196	G2603-10	P182	G6325X	P6	G6408-H06-O	P166
G1K255	P171	G2650-06	P182	G6400-04	P170	G6408-H06-O	P176
G1K267	P138	G2650-06	P186	G6400-04	P171	G6408-H08-0	P175
G1K267	P189	G2700-08	P158	G6400-06	P177	G6408-H10-0	P175
G1K267	P192	G2700-08	P160	G6400-06	P180	G6500-06	P177
G1K268	P138	G304-C-8	P147	G6400-06	P44	G6500-06	P186
G1K268	P189	G304-C-8	P160	G6400-06	P70	G6500-08	P171
G1K268	P192	G306-08	P158	G6400-06-08	P182	G6500-08	P182
G1K269	P125	G306-08	P160	G6400-06-08	P186	G6500-08	P186
G1K269	P134	G3200-63	P207	G6400-06-12	P52	G6500-08	P42
G1K269	P144	G3302-01	P148	G6400-08	P147	G6500-10	P108
G1K274	P172	G3302-05	P148	G6400-08	P166	G6500-10	P162
G1K274	P172	G3302-11	P148	G6400-08	P168	G6500-10	P176
G1K275	P172	G3303-108	P2	G6400-08	P169	G6500-10	P182

# Numerical Index

M0261-02

Model 3700

Part No.	Page	Part No.	Page	Part No.	Page	Part No.	Page
G6500-10.....	P52	G7100-111.....	P238	GA0257.....	P148	GA11982.....	P4
G6500-12.....	P174	G7100-116.....	P238	GA0257.....	P150	GA11987.....	P46
G6500-12.....	P42	G7100-121.....	P237	GA0262.....	P206	GA11988.....	P140
G6500-12.....	P52	G7100-124.....	P237	GA0378.....	P145	GA11988.....	P141
G6502-06.....	P180	G7100-153.....	P237	GA0542.....	P148	GA11991.....	P140
G6502-06.....	P182	G7100-160.....	P238	GA0547.....	P207	GA11991.....	P141
G6502-06.....	P186	G7100-192.....	P237	GA0895.....	P126	GA11992.....	P140
G6502-08.....	P124	G7100-214.....	P237	GA10043.....	P96	GA11993.....	P140
G6502-08.....	P171	G7100-234.....	P237	GA10054.....	P130	GA11994.....	P140
G6502-08.....	P186	G7100-247.....	P235	GA10137.....	P16	GA11995.....	P140
G6502-10.....	P108	G7100-252.....	P235	GA10137.....	P16	GA11997.....	P140
G6502-10.....	P180	G7100-258.....	P231	GA10140.....	P173	GA11998.....	P60
G6502-12.....	P180	G7100-259.....	P228	GA10145.....	P158	GA11999.....	P60
G6502-12.....	P46	G7100-259.....	P230	GA10146.....	P160	GA12100.....	P60
G6600-08.....	P167	G7100-259.....	P231	GA10148.....	P46	GA12101.....	P60
G6600-10.....	P167	G7100-259.....	P232	GA10149.....	P177	GA12102.....	P139
G6600-12.....	P48	G7100-260.....	P231	GA10151.....	P16	GA12105.....	P171
G6602-08.....	P186	G7100-262.....	P230	GA10151.....	P8	GA12113.....	P168
G6801-06.....	P180	G7100-295.....	P235	GA10151.....	P88	GA12143.....	P16
G6801-06.....	P42	G7100-329.....	P238	GA10155.....	P16	GA12191.....	P128
G6801-06-08.....	P110	G7100-340.....	P236	GA10157.....	P2	GA12192.....	P128
G6801-06-08.....	P186	G7100-341.....	P236	GA10355.....	P206	GA12235.....	P38
G6801-08.....	P104	G7100-352.....	P238	GA10458.....	P148	GA12235.....	P40
G6801-08.....	P124	G7100-367.....	P239	GA10621.....	P206	GA12236.....	P36
G6801-08.....	P147	G7100-375.....	P238	GA10635.....	P46	GA12236.....	P38
G6801-08.....	P162	G7100-376.....	P234	GA10752.....	P46	GA12236.....	P40
G6801-08.....	P164	G7100-377.....	P234	GA10799.....	P41	GA12330.....	P212
G6801-08.....	P167	G7100-380.....	P234	GA10799.....	P70	GA12330.....	P218
G6801-08.....	P175	G7100-385.....	P227	GA10894.....	P206	GA12335.....	P214
G6801-08.....	P186	G7100-385.....	P228	GA10907.....	P206	GA12358.....	P139
G6801-08.....	P96	G7100-385.....	P229	GA10908.....	P206	GA12358.....	P141
G6801-08-10.....	P176	G7100-385.....	P233	GA10917.....	P46	GA12403.....	P192
G6801-10.....	P166	G7100-387.....	P237	GA10986.....	P180	GA12403.....	P86
G6801-10.....	P175	G7100-392.....	P230	GA11073.....	P155	GA12434.....	P148
G6801-10.....	P180	G7100-397.....	P229	GA11164.....	P62	GA12457.....	P46
G6801-10-08.....	P108	G7100-501.....	P151	GA11164.....	P62	GA12537.....	P200
G6801-10-08.....	P162	G7633X.....	P188	GA11164.....	P64	GA12538.....	P196
G6801-10-08.....	P164	G7639X.....	P188	GA11164.....	P64	GA12539.....	P194
G6801-10-08.....	P167	G7786x.....	P97	GA11164.....	P66	GA12540.....	P200
G6801-10-08.....	P174	G8081X.....	P41	GA11520.....	P32	GA12551.....	P200
G6801-10-12.....	P177	G8647x.....	P192	GA11651.....	P46	GA12552.....	P194
G6801-10-12.....	P44	G9277X.....	P24	GA11679.....	P180	GA12553.....	P194
G6801-10-12.....	P70	GA0160L.....	P147	GA11680.....	P180	GA12558.....	P200
G6801-12.....	P44	GA0160R.....	P147	GA11682.....	P176	GA12559.....	P200
G6801-12.....	P52	GA0167.....	P148	GA11682.....	P180	GA12562.....	P200
G6801-12.....	P67	GA0167.....	P150	GA11691.....	P41	GA12563.....	P196
G6801-12.....	P70	GA0241.....	P206	GA11695.....	P53	GA12564.....	P200
G6801-20.....	P52	GA0245.....	P148	GA11697.....	P53	GA12565.....	P136
G6801-20.....	P67	GA0245.....	P150	GA11736.....	P188	GA12565.....	P198
G6801-LL-12.....	P180	GA0246.....	P148	GA11757.....	P46	GA12565.....	P200
G6802-12-10.....	P52	GA0251.....	P206	GA11900.....	P180	GA12566.....	P200
G7100-110.....	P238	GA0252.....	P206	GA11934.....	P180	GA12567.....	P200

Part No.	Page	Part No.	Page	Part No.	Page	Part No.	Page
GA12595	P106	GA14037	P84	GA14942	P80	GA16834	P201
GA12596	P200	GA14038	P84	GA14992	P97	GA16836	P222
GA12597	P203	GA14040	P84	GA15151	P150	GA16837	P222
GA12598	P200	GA14078	P78	GA15197	P14	GA16838	P220
GA12616	P204	GA14082	P78	GA15288	P198	GA16838	P222
GA12626	P140	GA14084	P78	GA15290	P198	GA16840	P218
GA12629	P140	GA14086	P120	GA15312	P40	GA16841	P98
GA12644	P138	GA14097	P92	GA15420	P84	GA16842	P98
GA12645	P138	GA14097	P93	GA15422	P239	GA16868	P6
GA12655	P196	GA14108	P82	GA15452	P44	GA16870	P117
GA12655	P200	GA14109	P82	GA15499	P182	GA16870	P120
GA12661	P136	GA14110	P94	GA15499	P186	GA16871	P122
GA12669	P138	GA14127	P139	GA15499	P71	GA16872	P117
GA12690	P147	GA14128	P78	GA15499	P72	GA16914	P112
GA12692	P147	GA14129	P86	GA15881	P198	GA16916	P112
GA12695	P147	GA14133	P86	GA15882	P198	GA16923	P196
GA12803	P147	GA14135	P86	GA15883	P198	GA16927	P220
GA12812	P198	GA14136	P86	GA15884	P198	GA16927	P222
GA12812	P70	GA14222	P92	GA15907	P198	GA16927	P224
GA12845	P52	GA14222	P94	GA16082	P192	GA16928	P224
GA12852	P194	GA14223	P92	GA16337	P188	GA16929	P224
GA12853	P194	GA14223	P94	GA16340	P189	GA16997	P84
GA12868	P194	GA14224	P92	GA16341	P136	GA17012	P198
GA13078	P175	GA14224	P94	GA16342	P136	GA17012	P200
GA13079	P175	GA14225	P92	GA16343	P198	GA17040	P224
GA13181	P66	GA14225	P94	GA16350	P198	GA17077	P90
GA13203	P66	GA14240	P92	GA16351	P200	GA17113	P52
GA13204	P136	GA14240	P94	GA16352	P200	GA17114	P52
GA13204	P200	GA14241	P92	GA16355	P201	GA17115	P52
GA13421	P78	GA14241	P94	GA16374	P198	GA17118	P222
GA13485	P147	GA14242	P92	GA16374	P200	GA17119	P222
GA13512	P140	GA14242	P94	GA16374	P8	GA1720	P6
GA13521	P193	GA14243	P92	GA16386	P198	GA1720	P8
GA13562	P194	GA14243	P94	GA16386	P200	GA17200	P198
GA13572	P194	GA14244	P92	GA16391	P138	GA17217	P220
GA13633	P175	GA14244	P94	GA16428	P224	GA17217	P222
GA13654	P194	GA14246	P92	GA16654	P42	GA17218	P220
GA13660	P136	GA14246	P94	GA16672	P224	GA17287	P44
GA13660	P175	GA14251	P38	GA16693	P92	GA17426	P176
GA13661	P136	GA14403	P78	GA16705	P62	GA17448	P52
GA13661	P175	GA14448	P194	GA16705	P64	GA17459	P202
GA13696	P53	GA14449	P194	GA16817	P42	GA17460	P96
GA13719	P150	GA14450	P200	GA16818	P62	GA17547	P138
GA13741	P166	GA14452	P200	GA16818	P64	GA17547	P189
GA13793	P67	GA14573	P44	GA16826	P200	GA17547	P192
GA13793	P67	GA14573	P70	GA16828	P198	GA17579	P176
GA14004	P80	GA14574	P70	GA16829	P198	GA17683	P207
GA14005	P80	GA14575	P70	GA16829	P200	GA17684	P207
GA14026	P116	GA14697	P154	GA16830	P6	GA17801	P62
GA14027	P116	GA14846	P138	GA16831	P200	GA17801	P64
GA14031	P88	GA14847	P41	GA16832	P201	GA17802	P62
GA14031	P88	GA14847	P70	GA16833	P201	GA17802	P64

Part No.	Page	Part No.	Page	Part No.	Page	Part No.	Page
GA17803	P62	GA2528	P188	GA5651	P6	GA6699	P188
GA17803	P64	GA2559	P206	GA5654	P34	GA6700	P188
GA17804	P62	GA2612	P188	GA5654	P36	GA6701	P188
GA17804	P64	GA2660	P224	GA5654	P38	GA6725	P118
GA18201	P20	GA3407	P168	GA5654	P40	GA6725	P120
GA18208	P22	GA3407	P173	GA5698	P22	GA6741	P30
GA18348	P125	GA3413	P173	GA5699	P22	GA6761	P110
GA18402	P198	GA3552	P128	GA5715	P34	GA6782	P170
GA18402	P200	GA3553	P128	GA5718	P34	GA6813	P96
GA18403	P198	GA3584	P166	GA5719	P34	GA6832	P36
GA18403	P200	GA3893	P210	GA5794	P22	GA6833	P36
GA18775	P24	GA4031	P147	GA5795	P22	GA6834	P36
GA18778	P218	GA4293	P173	GA5796	P22	GA6838	P36
GA18857	P52	GA4293	P174	GA5834	P22	GA6860	P147
GA19432	P48	GA4293	P175	GA5853	P150	GA6870	P147
GA19960	P192	GA4376	P126	GA5982	P22	GA6907	P30
GA19960	P196	GA4377	P126	GA6038	P22	GA6975	P189
GA19961	P192	GA4444	P26	GA6108	P188	GA6975	P41
GA19961	P196	GA4976	P210	GA6109	P188	GA6977	P189
GA2007	P16	GA5090	P204	GA6147	P193	GA6978	P138
GA20110	P24	GA5105	P128	GA6147	P196	GA6978	P188
GA2012L	P10	GA5105	P134	GA6168	P22	GA7077	P188
GA2012R	P10	GA5106	P134	GA6171	P12	GA7111	P130
GA2014	P10	GA5106	P143	GA6171	P14	GA7137	P130
GA2014	P108	GA5107	P124	GA6171	P14	GA7153	P108
GA2014	P34	GA5107	P143	GA6177	P226	GA7154	P124
GA2014	P36	GA5108	P134	GA6182	P22	GA7154	P124
GA2014	P38	GA5108	P143	GA6184	P22	GA7154	P133
GA2014	P40	GA5108	P218	GA6187	P22	GA7154	P134
GA2019	P20	GA5109	P134	GA6434	P14	GA7154	P203
GA2020	P20	GA5109	P143	GA6478	P22	GA7180	P204
GA20254	P17	GA5110	P134	GA6527	P210	GA7245	P204
GA20283	P202	GA5110	P143	GA6597	P14	GA7246	P204
GA20620	P24	GA5111	P134	GA6633	P22	GA7248	P203
GA20622	P24	GA5111	P143	GA6640	P110	GA7254	P226
GA20640	P16	GA5112	P134	GA6646	P108	GA7255	P22
GA20640	P90	GA5112	P143	GA6649	P100	GA7256	P226
GA2068	P118	GA5113	P124	GA6649	P100	GA7258	P226
GA2068	P120	GA5113	P128	GA6654	P100	GA7274	P132
GA2068	P128	GA5113	P133	GA6655	P102	GA7313	P133
GA2068	P204	GA5113	P143	GA6655	P106	GA7317	P134
GA20746	P24	GA5116	P143	GA6656	P116	GA7319	P134
GA2075	P30	GA5146	P143	GA6657	P116	GA7321	P134
GA2094	P31	GA5164	P145	GA6658	P118	GA7324	P125
GA21002	P151	GA5165	P145	GA6658	P120	GA7336	P143
GA21309	P90	GA5194	P125	GA6660	P100	GA7372	P128
GA21405	P140	GA5194	P134	GA6660	P100	GA7434	P122
GA21406	P41	GA5385	P188	GA6660	P98	GA7434	P126
GA21406	P70	GA5600	P192	GA6660	P98	GA7448	P122
GA2148	P126	GA5600	P196	GA6685	P108	GA7453	P100
GA2180	P143	GA5624	P143	GA6686	P108	GA7454	P100
GA2180	P4	GA5629	P143	GA6687	P108	GA7459	P112

Part No.	Page	Part No.	Page	Part No.	Page	Part No.	Page
GA7463	P132	GA8731	P189	GA9572	P132	GB0239	P14
GA7490	P98	GA8734	P188	GA9576	P158	GB0254	P14
GA7852	P192	GA8735	P188	GA9578	P158	GB0258	P124
GA7852	P196	GA8760	P38	GA9579	P158	GB0265	P2
GA7853	P192	GA8844	P173	GA9580	P160	GB0266	P2
GA7854	P192	GA8847	P112	GA9583	P160	GB0267	P2
GA7855	P189	GA8905	P157	GA9612	P147	GB0268	P14
GA7855	P192	GA8906	P157	GA9619	P126	GB0274	P2
GA7857	P192	GA8907	P157	GA9620	P126	GB0276	P12
GA7858	P192	GA8910	P157	GA9646	P97	GB0278	P16
GA7859	P192	GA8928	P153	GA9654	P96	GB0278	P27
GA7859	P196	GA8931	P215	GA9655	P97	GB0282	P14
GA7862	P188	GA8948	P156	GA9662	P97	GB0285	P2
GA7863	P188	GA8951	P156	GA9663	P97	GB0287	P143
GA7949	P12	GA8961	P153	GA9665	P97	GB0291	P40
GA7975	P12	GA8962	P153	GA9712	P206	GB0301	P10
GA7976	P12	GA8963	P106	GA9714	P17	GB0314	P16
GA8026	P192	GA8971	P104	GA9844	P40	GB0331	P16
GA8046	P193	GA8971	P106	GA9845	P40	GB0331	P8
GA8046	P196	GA8971	P117	GA9846	P128	GB0331	P88
GA8047	P188	GA8994	P110	GA9856	P96	GB0331	P90
GA8047	P193	GA9031	P110	GA9861	P40	GB0361	P96
GA8047	P196	GA9031	P114	GA9862	P40	GB0366	P6
GA8050	P192	GA9032	P110	GA9865	P40	GB0383	P38
GA8050	P196	GA9032	P114	GA9894	P96	GB0387	P36
GA8130	P153	GA9097	P166	GA9919	P134	GB0387	P38
GA8130	P153	GA9101	P147	GA9963	P138	GB0387	P40
GA8130	P155	GA9102	P147	GA9964	P138	GB0389	P4
GA8135	P193	GA9103	P147	GA9964	P41	GB0393	P4
GA8138	P110	GA9131	P40	GA9964	P70	GB0395	P4
GA8172	P147	GA9144	P192	GA9978	P193	GB0396	P4
GA8312	P104	GA9408	P226	GA9978	P196	GB0397	P4
GA8312	P106	GA9459	P96	GA9979	P193	GB0398	P4
GA8312	P117	GA9479	P130	GA9979	P196	GB0410	P20
GA8324	P10	GA9479	P132	GB0110	P20	GB0425	P74
GA8326	P27	GA9481	P188	GB0115	P27	GB0425	P76
GA8328	P138	GA9483	P130	GB0116	P27	GB0427	P80
GA8328	P41	GA9483	P132	GB0120	P20	GB0427	P82
GA8329	P138	GA9502	P188	GB0165	P148	GB0428	P90
GA8329	P41	GA9504	P97	GB0186	P6	GB0429	P74
GA8343	P20	GA9510	P162	GB0196	P206	GB0429	P76
GA8364	P27	GA9511	P164	GB0213	P226	GB0430	P80
GA8366	P27	GA9512	P130	GB0213	P40	GB0430	P82
GA8371	P26	GA9512	P132	GB0218	P116	GB0430	P88
GA8393	P130	GA9513	P188	GB0218	P128	GB0431	P80
GA8393	P132	GA9518	P162	GB0218	P16	GB0433	P80
GA8409	P171	GA9519	P164	GB0218	P206	GB0433	P82
GA8603	P32	GA9524	P144	GB0218	P40	GB0434	P80
GA8603	P40	GA9526	P96	GB0218	P40	GB0434	P82
GA8641	P32	GA9547	P88	GB0218	P6	GB0435	P80
GA8641	P40	GA9554	P124	GB0218	P92	GB0435	P82
GA8714	P125	GA9571	P132	GB0218	P94	GB0436	P80



# Numerical Index

M0261-02

Model 3700

Part No.	Page	Part No.	Page	Part No.	Page	Part No.	Page
GB0436	P82	GD0914-10	P130	GD10230	P98	GD1085	P14
GB0438	P80	GD0914-10	P132	GD10243	P188	GD1086	P12
GB0438	P82	GD0914-123	P143	GD10244-01	P204	GD10963	P30
GB0444	P80	GD0914-123	P144	GD10248	P210	GD10981	P102
GB0444	P82	GD0914-128	P143	GD10254	P203	GD10981	P106
GB0445	P88	GD0914-128	P144	GD1026	P143	GD10984	P30
GB0446	P88	GD0914-152	P143	GD1026	P2	GD10991	P12
GB0455	P88	GD0914-152	P143	GD1026	P218	GD10993	P2
GB0455	P90	GD0914-198	P144	GD1026	P26	GD11017	P10
GB0464	P38	GD0914-208	P144	GD1026	P8	GD11045	P124
GB0501	P80	GD0914-224	P143	GD10273	P226	GD11045	P134
GB0501	P82	GD0914-234	P143	GD10282	P132	GD11045	P143
GB0502	P80	GD0914-24	P124	GD10283	P150	GD11045	P4
GB0502	P82	GD0914-25	P124	GD10296	P226	GD11089	P188
GB0554	P150	GD0914-40	P130	GD10297	P226	GD11089	P193
GB0574	P88	GD0914-40	P132	GD10316	P125	GD11089	P196
GB0634	P84	GD0914-42	P130	GD10317	P125	GD1109	P14
GB0673	P84	GD0914-42	P132	GD10327	P133	GD11120	P130
GB0674	P84	GD0914-44	P130	GD10366	P134	GD11120	P132
GB0675	P84	GD0914-44	P132	GD1041	P20	GD11122	P22
GB0676	P24	GD0914-63	P124	GD1042	P20	GD11123	P224
GB0697	P24	GD0914-72	P124	GD10473	P10	GD11124	P224
GB0717	P90	GD10036	P6	GD10510	P130	GD1113	P98
GB0780	P24	GD10057-01	P236	GD10510	P132	GD1114	P142
GB0809	P24	GD10057-02	P236	GD10519	P38	GD1115L	P30
GB0815	P24	GD10057-03	P236	GD10519	P40	GD1115R	P30
GB0816	P24	GD10057-04	P236	GD10547	P133	GD1116	P30
GB0818	P24	GD10057-08	P236	GD10548	P134	GD1118	P30
GB0823	P24	GD10057-11	P236	GD10578	P132	GD11219	P26
GB0827	P56	GD10057-12	P236	GD10579	P132	GD11239	P16
GB0827	P58	GD10057-14	P236	GD10584	P132	GD11239	P26
GB0901	P90	GD10057-15	P236	GD10585	P132	GD11239	P27
GB0907	P24	GD10057-17	P236	GD10586	P132	GD11240	P27
GB0920	P24	GD10057-18	P236	GD10588	P132	GD11259	P10
GB0926	P24	GD10057-19	P236	GD1059L	P26	GD11259	P2
GB0926	P90	GD10068	P130	GD1059R	P26	GD11279	P17
GB0958	P24	GD10068	P132	GD1060	P26	GD11286	P20
GD0453-07	P147	GD10070	P130	GD1061	P27	GD11289	P204
GD0453-11	P147	GD10102	P130	GD1063	P27	GD11297	P27
GD0671	P96	GD10103	P130	GD10635	P132	GD11305	P26
GD0677	P147	GD10103	P132	GD10636	P132	GD11306	P10
GD0704	P147	GD10104	P130	GD10637	P124	GD11311	P20
GD0740	P110	GD10120	P132	GD10637	P134	GD1132	P34
GD0740	P48	GD10120	P132	GD10638	P132	GD1132	P36
GD0740	P54	GD10120	P132	GD1065	P2	GD1132	P38
GD0746	P150	GD10123	P130	GD1065	P8	GD1132	P40
GD0776	P110	GD10123	P132	GD10674-01	P148	GD11413	P16
GD0831	P207	GD10186	P147	GD10674-04	P148	GD11413	P27
GD0840	P148	GD10200	P204	GD10686	P125	GD11422	P6
GD0840	P150	GD10230	P100	GD10705	P96	GD11423	P12
GD0841	P148	GD10230	P100	GD10714	P108	GD11424	P26
GD0844	P206	GD10230	P98	GD1083	P20	GD1143	P31

Part No.	Page	Part No.	Page	Part No.	Page	Part No.	Page
GD1144	P31	GD12545	P104	GD13601	P97	GD15799	P62
GD1145	P31	GD12545	P106	GD13602	P97	GD15799	P64
GD11453	P12	GD12548	P156	GD13603	P97	GD15799	P64
GD11458	P126	GD1255	P134	GD13604	P97	GD15799	P64
GD11474	P193	GD1255	P145	GD13605	P96	GD15799	P62
GD11474	P196	GD12550	P156	GD13606	P97	GD15803	P41
GD11490	P126	GD1256	P145	GD13607	P97	GD15804	P41
GD11528	P20	GD12561	P17	GD13608	P97	GD15804	P70
GD11554	P204	GD12561	P17	GD13609	P97	GD15849-02	P41
GD11556	P204	GD12561	P88	GD13610	P97	GD15849-02	P70
GD1162	P235	GD12564	P153	GD13611	P97	GD15854	P62
GD1166	P206	GD12567	P117	GD1364	P148	GD15854	P62
GD11677	P32	GD12567	P122	GD13643	P158	GD15854	P64
GD11695	P125	GD12572	P153	GD13643	P160	GD15854	P64
GD11700	P180	GD12585	P104	GD13652-03	P125	GD15854	P66
GD11700	P210	GD12585	P106	GD13652-04	P125	GD15856-01	P60
GD11751	P118	GD12585	P125	GD13744	P206	GD15856-01	P62
GD11751	P120	GD12589	P154	GD14065	P14	GD15856-01	P64
GD11751	P153	GD12692	P110	GD14115	P125	GD15856-15	P60
GD11751	P153	GD12710	P190	GD14170	P40	GD15856-15	P62
GD11751	P155	GD12723	P190	GD14217	P6	GD15856-15	P64
GD11783	P118	GD12724	P190	GD14217	P96	GD15856-16	P62
GD11783	P120	GD12725	P190	GD14258	P138	GD15856-16	P64
GD11787	P20	GD12817	P40	GD14258	P138	GD15856-20	P60
GD11845	P10	GD12826	P40	GD14398	P32	GD15856-21	P60
GD11845	P2	GD12827	P40	GD14413	P144	GD15856-21	P62
GD11894	P116	GD12829	P40	GD14414	P144	GD15856-21	P64
GD11895	P116	GD13146	P166	GD14427	P144	GD15856-23	P62
GD11951	P154	GD13310	P166	GD14431	P144	GD15856-23	P64
GD11962	P2	GD13310	P188	GD14432	P144	GD15856-24	P60
GD11962	P26	GD13328	P206	GD14512	P130	GD15856-26	P62
GD11962	P8	GD13348	P162	GD14513	P130	GD15856-26	P64
GD11963-01	P196	GD13348	P164	GD14513	P132	GD15856-28	P62
GD11963-04	P4	GD13348	P166	GD14528	P168	GD15856-28	P64
GD11984	P155	GD13348	P189	GD14626	P56	GD15856-35	P62
GD11988	P157	GD13352	P122	GD14626	P58	GD15856-35	P64
GD11988	P157	GD13358	P190	GD14626	P60	GD15856-38	P62
GD11993	P192	GD13361	P2	GD14627	P60	GD15856-38	P62
GD11993	P192	GD13365	P162	GD14640	P41	GD15856-38	P64
GD11993	P192	GD13366	P164	GD14660	P138	GD15856-41	P62
GD11993	P196	GD13377	P96	GD1512	P235	GD15856-41	P62
GD11997	P157	GD13409	P126	GD15532	P218	GD15856-41	P64
GD11997	P157	GD13447	P170	GD15698	P20	GD15856-41	P64
GD12103	P156	GD13448	P158	GD15699	P22	GD15867-12	P62
GD12121	P160	GD13448	P160	GD15785	P97	GD15867-12	P64
GD12137	P160	GD13449	P158	GD15787	P97	GD15867-14	P62
GD12231	P156	GD13449	P160	GD15789	P46	GD15867-14	P64
GD12521	P153	GD13453	P158	GD15790	P46	GD15945	P70
GD12522	P153	GD13456	P160	GD15792-18	P56	GD15967	P190
GD12525	P153	GD13524-01	P130	GD15792-18	P58	GD15968	P190
GD12535	P104	GD13598	P97	GD15792-18	P60	GD16037	P180
GD12535	P106	GD13600	P97	GD15799	P62	GD16038	P180

# Numerical Index

M0261-02

Model 3700

Part No.	Page	Part No.	Page	Part No.	Page	Part No.	Page
GD16200	P155	GD18328	P106	GD19854	P80	GD20922	P84
GD16202	P155	GD18407	P194	GD19855	P82	GD20923	P84
GD16245	P2	GD18408	P194	GD19863	P80	GD20988	P154
GD16489	P136	GD1862	P224	GD19864	P80	GD20989	P154
GD16490	P136	GD18622	P66	GD19864	P82	GD20991	P154
GD16561	P90	GD18623	P66	GD19865	P80	GD21000	P101
GD16608	P46	GD18624	P66	GD19865	P82	GD21080	P80
GD16839	P46	GD18625	P66	GD19893	P84	GD21080	P82
GD16840	P46	GD18626	P66	GD19958	P84	GD2117	P235
GD16842	P66	GD18627	P66	GD19971	P92	GD21186	P82
GD16873	P180	GD18628	P196	GD19971	P94	GD21300	P44
GD16922	P48	GD18628	P66	GD19972	P92	GD21300	P70
GD16922	P54	GD18704	P20	GD19972	P93	GD21307	P96
GD16991	P46	GD18796	P138	GD20035	P84	GD21308	P84
GD16992	P46	GD18811	P175	GD20036	P84	GD21337	P6
GD1702	P226	GD18901	P139	GD20037	P84	GD21540	P148
GD17023	P125	GD18901	P141	GD20041	P82	GD21540	P150
GD17024	P48	GD18901	P196	GD20044	P140	GD2169	P78
GD17024	P54	GD19079	P141	GD20044	P141	GD2199	P110
GD17039	P190	GD19080	P140	GD20062	P112	GD2199	P227
GD17039	P6	GD19092	P4	GD20062	P114	GD22965	P189
GD17052	P56	GD19123	P174	GD20063	P112	GD22968	P198
GD17052	P58	GD19212	P147	GD20063	P114	GD22974	P198
GD17052	P60	GD19237	P140	GD20069	P112	GD22975	P198
GD17091	P53	GD19238	P140	GD20069	P114	GD23716	P136
GD17141	P140	GD19246-01	P46	GD20091	P112	GD23717	P136
GD17143	P140	GD19292	P32	GD20091	P114	GD23718	P136
GD17148	P141	GD19292	P40	GD20113	P112	GD23726	P222
GD17151-06	P138	GD19333	P20	GD20113	P114	GD23729	P222
GD17151-20	P41	GD19343	P144	GD20114	P112	GD23730	P222
GD17151-20	P70	GD19344	P144	GD20114	P64	GD23768	P112
GD17154	P140	GD19440	P175	GD20115	P112	GD23768	P112
GD17156	P140	GD19508	P80	GD20115	P114	GD23768	P62
GD17156	P140	GD19509	P88	GD20119	P112	GD23768	P64
GD17156	P141	GD19620	P84	GD20119	P114	GD23773	P8
GD1719	P143	GD19635	P80	GD20145	P82	GD23774	P8
GD17192	P16	GD19635	P82	GD20173	P114	GD23995	P4
GD1755	P22	GD19659-03	P78	GD20174	P112	GD24088	P62
GD17794	P4	GD19665	P80	GD20174	P114	GD24088	P64
GD18010	P138	GD19665	P82	GD20194	P78	GD24126	P6
GD18011	P4	GD19690-03	P84	GD20195	P78	GD24147	P112
GD18013	P196	GD19690-04	P84	GD20196	P78	GD2423	P30
GD18065	P204	GD19695	P80	GD20252	P92	GD24297	P112
GD18078	P140	GD19695	P82	GD20252	P94	GD24297	P64
GD18084	P140	GD19698	P80	GD20270	P92	GD24299	P112
GD18112	P139	GD19698	P82	GD20270	P94	GD24299	P64
GD18118	P193	GD19699	P80	GD20275	P78	GD24305	P62
GD18118	P196	GD19699	P82	GD20282	P86	GD24305	P64
GD18168	P193	GD19759	P196	GD20356	P92	GD24352	P6
GD18168	P196	GD19790	P20	GD20356	P94	GD24353	P136
GD18176	P200	GD19852	P80	GD20595	P112	GD24354	P136
GD18275	P138	GD19853	P82	GD20595	P64	GD24356	P222

Part No.	Page	Part No.	Page	Part No.	Page	Part No.	Page
GD24362	P196	GD2971-10	P26	GD6775	P128	GD8893-10	P66
GD24364	P136	GD2971-17	P204	GD6825-11.25	P204	GD9120	P14
GD24370	P218	GD29798	P90	GD6989	P128	GD9254	P32
GD24385-01	P84	GD29806	P2	GD7127	P143	GD9254	P40
GD24386	P84	GD2984	P235	GD7148	P27	GD9349	P96
GD24388	P84	GD30221	P151	GD7258	P27	GD9361	P110
GD24448	P122	GD30722	P151	GD7318	P166	GD9362	P101
GD24545	P2	GD30723	P151	GD7318	P2	GD9366	P101
GD2460	P31	GD3180-06	P110	GD7318	P8	GD9367	P101
GD24753	P84	GD3180-13	P110	GD7426	P143	GD9462	P110
GD24754	P84	GD3180-24	P118	GD7426	P218	GD9463	P110
GD24827	P224	GD3180-24	P120	GD7803	P32	GD9464-01	P96
GD24879-01	P84	GD3180-30	P4	GD7803	P40	GD9465	P102
GD24884	P52	GD3180-32	P92	GD7804	P32	GD9465	P106
GD24885	P52	GD3180-32	P94	GD7804	P40	GD9467	P102
GD25147	P24	GD3180-33	P139	GD7817-01	P34	GD9468	P102
GD25470	P176	GD3180-33	P141	GD7817-04	P34	GD9468	P106
GD25508	P162	GD3248	P148	GD7817-05	P206	GD9482	P124
GD25522	P71	GD3421	P100	GD7822	P143	GD9498	P102
GD25522	P72	GD3421	P98	GD7823	P34	GD9498	P106
GD2558	P112	GD3547	P226	GD7831	P206	GD9499	P108
GD2558	P114	GD3612	P2	GD7867	P130	GD9508	P122
GD2558	P128	GD3623	P224	GD7867	P132	GD9509	P117
GD2558	P133	GD3860	P188	GD7867	P142	GD9509	P122
GD2558	P143	GD3951	P224	GD7878	P22	GD9511	P108
GD2558	P204	GD4014	P96	GD7889	P203	GD9514	P125
GD2558	P206	GD4086	P182	GD7889	P34	GD9515	P125
GD2597	P148	GD4086	P72	GD7890	P34	GD9516	P110
GD2597	P150	GD4700	P128	GD7907	P226	GD9529	P172
GD26144	P140	GD4701	P128	GD8066-02	P162	GD9529	P172
GD26145	P112	GD5506	P100	GD8066-03	P164	GD9529	P172
GD26145	P64	GD5506	P98	GD8188	P48	GD9529	P172
GD26147	P64	GD5625	P112	GD8188	P54	GD9530	P172
GD26264	P86	GD5625	P64	GD8218	P108	GD9530	P172
GD26419	P20	GD5752	P204	GD8237	P22	GD9530	P172
GD26577	P190	GD5753	P204	GD8249	P6	GD9530	P172
GD26593	P24	GD5835	P143	GD8306	P78	GD9531	P162
GD2681	P206	GD5857	P112	GD8306	P92	GD9533	P166
GD26965	P136	GD5857	P114	GD8307	P34	GD9535	P167
GD26973	P38	GD5857	P124	GD8460	P14	GD9536	P164
GD2721	P147	GD5857	P134	GD8739	P188	GD9537	P169
GD27607	P84	GD5857	P143	GD8740	P188	GD9542-03	P100
GD2829	P188	GD5857	P204	GD8741	P188	GD9542-04	P100
GD2829	P41	GD5857	P218	GD8751	P192	GD9542-05	P92
GD28390	P2	GD5857	P36	GD8751	P196	GD9542-05	P94
GD28631	P24	GD5857	P92	GD8770	P192	GD9566-01	P118
GD29339	P88	GD5857	P94	GD8770	P196	GD9566-01	P120
GD2947	P30	GD5875	P147	GD8771	P192	GD9622	P148
GD29505	P2	GD6291	P189	GD8771	P196	GD9667	P130
GD29507	P16	GD6291	P192	GD8778	P22	GD9671	P130
GD29518	P48	GD6291	P196	GD8839	P226	GD9671	P132
GD29518	P50	GD6551	P143	GD8893-07	P66	GD9672	P132

# Numerical Index

M0261-02

Model 3700

Part No.	Page	Part No.	Page	Part No.	Page	Part No.	Page
GD9715	P36	GR0911	P112	GR1045	P166	GR1304	P132
GD9720	P36	GR0911	P114	GR1045	P167	GR1305	P130
GD9724	P36	GR0911	P134	GR1045	P176	GR1305	P132
GD9724	P38	GR0911	P134	GR1045	P177	GR1306	P130
GD9724	P40	GR0911	P203	GR1045	P180	GR1306	P132
GD9726	P110	GR0912	P112	GR1045	P180	GR1321	P172
GD9727	P110	GR0912	P114	GR1045	P174	GR1322	P172
GD9896	P189	GR0912	P124	GR1045	P180	GR1363	P138
GD9964	P147	GR0912	P128	GR1047	P171	GR1363	P188
GM0233-01	P239	GR0912	P134	GR1104	P212	GR1364	P188
GM0233-02	P239	GR0912	P134	GR1104	P214	GR1389	P212
GR0146	P239	GR0912	P143	GR1112	P212	GR1414	P193
GR0146MPP	P239	GR0912	P203	GR1112	P214	GR1414	P196
GR0150	P148	GR0912	P218	GR1116	P212	GR1415	P193
GR0150	P150	GR1015	P210	GR1116	P214	GR1415	P196
GR0151	P148	GR1016	P210	GR1118	P212	GR1455	P171
GR0151	P150	GR1017	P210	GR1118	P214	GR1456	P171
GR0155	P238	GR1018	P210	GR1120	P212	GR1457	P171
GR0155MPP	P238	GR1019	P210	GR1120	P214	GR1458	P171
GR0190	P207	GR1034	P171	GR1122	P204	GR1464	P147
GR0193	P96	GR1035	P171	GR1123	P212	GR1465	P158
GR0195	P207	GR1037	P104	GR1123	P214	GR1465	P170
GR0196	P112	GR1037	P108	GR1124	P212	GR1465	P171
GR0196	P114	GR1037	P108	GR1124	P214	GR1465	P160
GR0196	P27	GR1037	P108	GR1134	P212	GR1466	P166
GR0196	P90	GR1037	P110	GR1134	P214	GR1466	P166
GR0196	P2	GR1037	P124	GR1146	P206	GR1466	P170
GR0200	P207	GR1037	P147	GR1146	P214	GR1466	P176
GR0201	P112	GR1037	P156	GR1169	P153	GR1466	P180
GR0201	P114	GR1037	P162	GR1203	P188	GR1466	P180
GR0204	P207	GR1037	P162	GR1204	P188	GR1466	P175
GR0267	P207	GR1037	P162	GR1204	P188	GR1466	P176
GR0270	P126	GR1037	P164	GR1205	P188	GR1466	P180
GR0434	P126	GR1037	P164	GR1206	P188	GR1466	P52
GR0508	P224	GR1037	P166	GR1206	P188	GR1466	P52
GR0513	P224	GR1037	P166	GR1207	P188	GR1467	P177
GR0586	P192	GR1037	P167	GR1207	P188	GR1467	P177
GR0594	P192	GR1037	P167	GR1208	P188	GR1467	P180
GR0594	P196	GR1037	P171	GR1208	P188	GR1467	P180
GR0664	P20	GR1037	P171	GR1254	P170	GR1467	P46
GR0717	P96	GR1037	P174	GR1255	P170	GR1467	P67
GR0761	P172	GR1037	P182	GR1256	P170	GR1467	P52
GR0763	P172	GR1037	P186	GR1257	P170	GR1467	P52
GR0764	P172	GR1037	P42	GR1258	P170	GR1515	P173
GR0764	P173	GR1037	P96	GR1259	P170	GR1525	P157
GR0764	P173	GR1037	P160	GR1260	P170	GR1525	P157
GR0764	P173	GR1037	P168	GR1290	P189	GR1530	P153
GR0764	P173	GR1037	P169	GR1292	P138	GR1532	P156
GR0880	P210	GR1037	P169	GR1292	P188	GR1533	P215
GR0881	P210	GR1037	P174	GR1303	P130	GR1535	P215
GR0882	P210	GR1037	P186	GR1303	P132	GR1540	P215
GR0883	P210	GR1037	P186	GR1304	P130	GR1541	P215

Part No.	Page	Part No.	Page	Part No.	Page	Part No.	Page
GR1542	P215	GR1842MPP	P239	GR2076	P122		
GR1543	P212	GR1846	P175	GR2077	P122		
GR1543	P214	GR1848	P20	GR2078	P122		
GR1543	P215	GR1916	P194	GR2079	P122		
GR1544	P215	GR1919	P224	GR2109	P44		
GR1545	P215	GR1921	P140	GR2109	P70		
GR1546	P153	GR1939	P175	GR2154	P20		
GR1569	P20	GR1941	P224	GR2179	P70		
GR1570MPP	P239	GR1943	P139	GR2180	P52		
GR1574	P215	GR1946	P67	GR2181	P52		
GR1599	P158	GR1947	P74	GR2185	P212		
GR1599	P160	GR1947	P76	GR2190	P177		
GR1635	P162	GR1951	P140	GR2217	P239		
GR1635	P164	GR1952	P140	GR2218	P52		
GR1635	P166	GR1953	P140	GR2233	P139		
GR1734	P177	GR1960	P44				
GR1736	P41	GR1960	P70				
GR1736	P70	GR1961	P44				
GR1740	P155	GR1961	P70				
GR1762	P192	GR1962	P154				
GR1777	P41	GR1967	P44				
GR1777	P70	GR1967	P70				
GR1777	P78	GR1968	P44				
GR1778	P140	GR1968	P70				
GR1783	P140	GR1969	P44				
GR1787	P67	GR1969	P70				
GR1790	P136	GR1970	P44				
GR1795	P212	GR1970	P70				
GR1796	P214	GR1971	P44				
GR1797	P212	GR1971	P70				
GR1798	P214	GR1976	P70				
GR1799	P212	GR1977	P44				
GR1800	P214	GR1977	P70				
GR1801	P212	GR1978	P44				
GR1801	P214	GR1978	P70				
GR1802	P212	GR1979	P44				
GR1803	P214	GR1979	P70				
GR1804	P212	GR2000	P44				
GR1804	P214	GR2000	P70				
GR1805	P212	GR2003	P212				
GR1805	P214	GR2011	P214				
GR1806	P212	GR2041	P175				
GR1806	P214	GR2042	P172				
GR1808	P212	GR2067	P122				
GR1808	P214	GR2068	P122				
GR1828	P239	GR2069	P122				
GR1834	P52	GR2070	P122				
GR1834	P53	GR2071	P122				
GR1835	P194	GR2072	P122				
GR1836	P194	GR2073	P122				
GR1838	P194	GR2074	P122				
GR1839	P194	GR2075	P122				