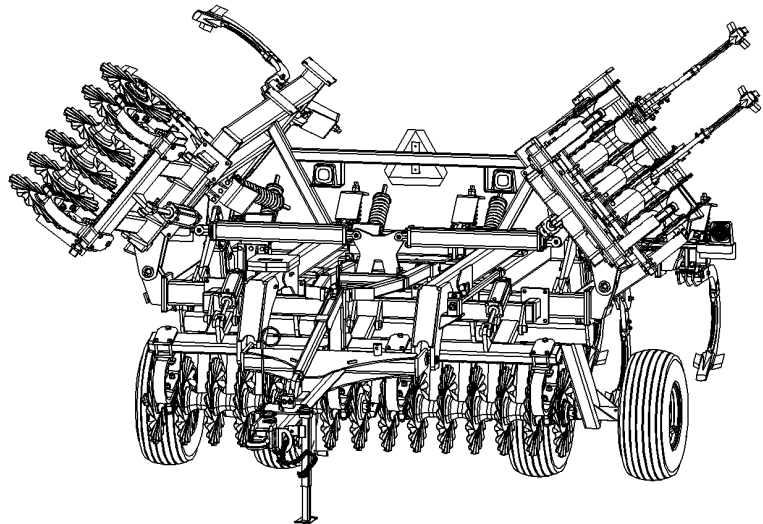

Parts Manual

Turbo-Chisel
5109, 5111, 5113, 5115,
5313, 5315, 5317, 5319, 5321 & 5323



Read the Operator's manual entirely. When you see this symbol, the subsequent instructions and warnings are serious - follow without exception. Your life and the lives of others depend on it!



41298

Cover illustration may show optional equipment not supplied with standard unit.



Table of Contents

Section 1: Introduction.....	4	Section 7: Decals.....	80
Using This Manual.....	4	Rigid Decals.....	80
Manual Replacement Information.....	4	Folding Decals.....	82
Manual Revisions.....	4	Section 8: Attachments.....	84
Touch-up Paint.....	4	Chopper Reel Assembly (S/N A1136X+).....	84
Hardware Legend.....	5	Chopper Reel Assembly (S/N A1013X+ thru A1135X-).....	88
Replacement Hardware.....	5	Chopper Reel Assembly (S/N A1012X-).....	90
Serial Numbers.....	5	Buster Bar Assembly.....	92
Part Number Service Coding.....	5	Rear Hitch Assembly.....	94
Section 2: Frames.....	6	Rear Hitch Accessories.....	96
Center Frame Assembly.....	6	Rear Jack Stand.....	98
5109, 5113-5323 Gang Bar & Truss Assembly.....	8		
TC5111 Gang Bar, Gang Mount & Wing Assembly.....	10	Part Number Index.....	100
Hitch & Center Lift Assembly.....	12		
5109-5315 Center Fold Assembly.....	16		
5317-5323 Center Fold Assembly.....	18		
5113 & 5115 Wing Assembly.....	20		
5313 & 5315 Wing Assembly.....	22		
5317-5323 Wing Assembly.....	24		
Lights.....	26		
Section 3: Transport.....	28		
TC5109-TC5315 Center Transport Assembly.....	28		
TC5317-TC5323 Center Transport Assembly.....	30		
TC5317 & TC5319 Wing Transport Assembly.....	32		
TC5321 & TC5323 Wing Transport Assembly.....	34		
Section 4: Hydraulics.....	36		
Hydraulic Depth Control Assembly.....	36		
Hydraulic Lift System TC5109-TC5315.....	38		
Hydraulic Lift System TC5317-TC5323.....	40		
Hydraulic Fold System TC5313 & TC5315.....	42		
Hydraulic Fold System TC5317-TC5323.....	44		
Hydraulic Gang Layout.....	46		
Hydraulic Details Assembly.....	50		
Hydraulic Cylinder (810-489C 4X36X1.50 ROD).....	52		
Hydraulic Cylinder (810-495C 4X36X2 ROD).....	54		
Hydraulic Cylinder (810-501C 4X10X1.38 ROD).....	56		
Hydraulic Cylinder (810-502C 3.75X10X1.38 ROD).....	58		
Hydraulic Cylinder (810-638C 4X30X2 ROD).....	60		
Hydraulic Cylinder (810-639C 3.50X6X1.25 ROD).....	62		
Hydraulic Cylinder (810-640C 3.25X6X1.25 ROD).....	64		
Hydraulic Cylinder (810-645C 3.75X6X1.38 ROD).....	66		
Hydraulic Cylinder (810-689C 4.5X10X2 ROD).....	68		
Section 5: Gangs.....	70		
Turbo Gang Assembly.....	70		
Section 6: Shanks.....	72		
Toggle Trip Shank Assembly (569-190S).....	72		
Chisel Shank Assembly (569-195S).....	74		
Parabolic Shank Assembly (569-196S).....	76		
Parabolic Shank Alt Assembly (569-281S).....	78		

© Copyright 2014 All rights reserved Printed 11/26/14

Great Plains Manufacturing, Inc. provides this publication "as is" without warranty of any kind, either expressed or implied. While every precaution has been taken in the preparation of this manual, Great Plains Manufacturing, Inc. assumes no responsibility for errors or omissions. Neither is any liability assumed for damages resulting from the use of the information contained herein. Great Plains Manufacturing, Inc. reserves the right to revise and improve its products as it sees fit. This publication describes the state of this product at the time of its publication, and may not reflect the product in the future.

Great Plains Manufacturing, Incorporated Trademarks

The following are trademarks of Great Plains Mfg., Inc.: Application Systems, Ausherman, Land Pride, Great Plains

All other brands and product names are trademarks or registered trademarks of their respective holders.

Printed in the United States of America.



Alphabetized Table of Contents

Selected Models

5

5109, 5113-5323 Gang Bar & Truss Assembly.....8
 5109-5315 Center Fold Assembly.....16
 5113 & 5115 Wing Assembly.....20
 5313 & 5315 Wing Assembly.....22
 5317-5323 Center Fold Assembly.....18
 5317-5323 Wing Assembly.....24

B

Buster Bar Assembly.....92

C

Center Frame Assembly.....6
 Chisel Shank Assembly (569-195S).....74
 Chopper Reel Assembly (S/N A1012X-).....90
 Chopper Reel Assembly (S/N A1013X+ thru
 A1135X-).....88
 Chopper Reel Assembly (S/N A1136X+).....84

F

Folding Decals.....82

H

Hitch & Center Lift Assembly.....12
 Hydraulic Cylinder (810-489C 4X36X1.50 ROD).....52
 Hydraulic Cylinder (810-495C 4X36X2 ROD).....54
 Hydraulic Cylinder (810-501C 4X10X1.38 ROD).....56
 Hydraulic Cylinder (810-502C 3.75X10X1.38 ROD).....58
 Hydraulic Cylinder (810-638C 4X30X2 ROD).....60
 Hydraulic Cylinder (810-639C 3.50X6X1.25 ROD).....62
 Hydraulic Cylinder (810-640C 3.25X6X1.25 ROD).....64
 Hydraulic Cylinder (810-645C 3.75X6X1.38 ROD).....66
 Hydraulic Cylinder (810-689C 4.5X10X2 ROD).....68
 Hydraulic Depth Control Assembly.....36
 Hydraulic Details Assembly.....50
 Hydraulic Fold System TC5313 & TC5315.....42
 Hydraulic Fold System TC5317-TC5323.....44
 Hydraulic Gang Layout.....46
 Hydraulic Lift System TC5109-TC5315.....38
 Hydraulic Lift System TC5317-TC5323.....40

L

Lights.....26

P

Parabolic Shank Alt Assembly (569-281S).....78
 Parabolic Shank Assembly (569-196S).....76

R

Rear Hitch Accessories.....96
 Rear Hitch Assembly.....94
 Rear Jack Stand.....98
 Rigid Decals.....80

T

TC5109-TC5315 Center Transport Assembly.....28
 TC5111 Gang Bar, Gang Mount & Wing Assembly.....10
 TC5317 & TC5319 Wing Transport Assembly.....32
 TC5317-TC5323 Center Transport Assembly.....30
 TC5321 & TC5323 Wing Transport Assembly.....34
 Toggle Trip Shank Assembly (569-190S).....72
 Turbo Gang Assembly.....70



General Information

Using This Manual

This manual is divided into sections. The first section contains General Information, a Table of Contents, an Alphabetical Page Index, and a Part Number Index. The remaining sections divide the machine into segments (i.e. Frames, Drives, Hydraulics, etc.) which illustrate and list all parts.

The Great Plains parts in this manual are specially designed for this machine and should be replaced with Great Plains parts only.

The information in this manual is current at printing. Some parts may change to assure top performance.

Right-hand and left-hand as used in this manual are determined by facing the direction the machine will travel while in use.

Below is an example of two facing pages from a parts manual. Familiarize yourself with the contents of these pages.

Manual Replacement Information

Replacement manuals are available. Refer to your dealer or the Great Plains Publications Catalog for additional information.

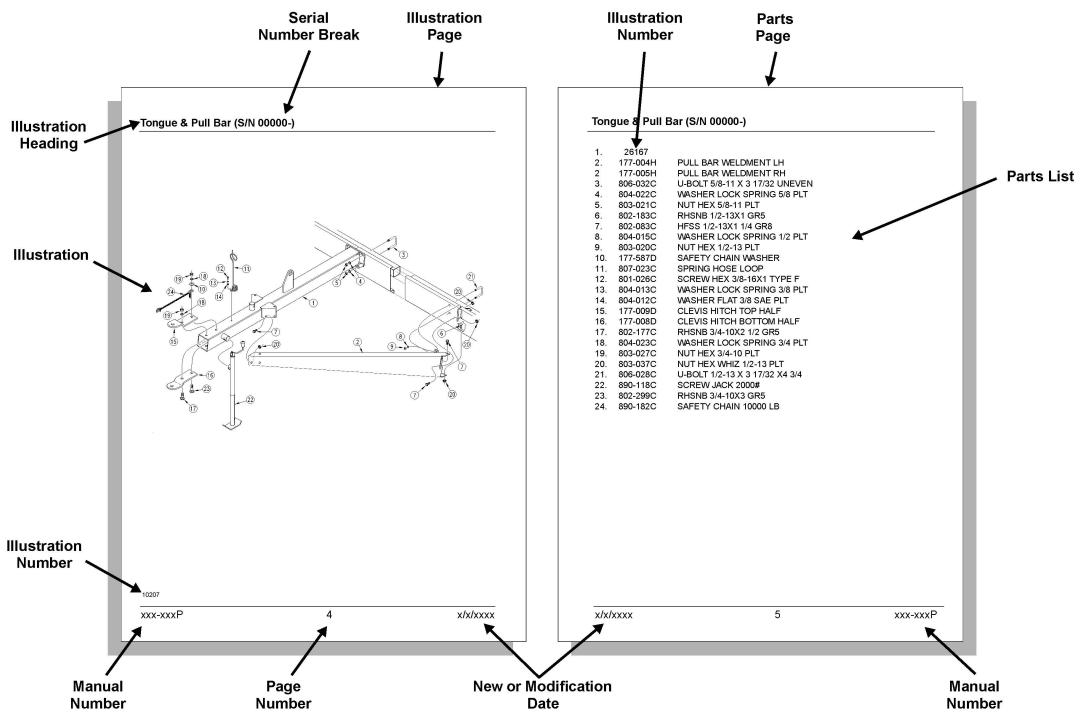
Manual Revisions

When this manual is revised, the modification date is printed on the front cover and on the revised page(s).

Touch-up Paint

Repaint parts where paint is worn or scratched to prevent rust. Aerosol touch-up paint is available. To order use Great Plains parts numbers below:

GP Green	821-001C
GP Black	821-002C
GP Beige	821-003C
GP Buckskin	821-004C



Hardware Legend

AR	As Required
BLADE	Blade Bolt
C	Cap Screw
CP	Cotter Pin
CPHSSS	Cup Point Hex Socket Set Screw
CPSHSS	Cup Point Square Head Set Screw
CPSQHSS	Cup Point Square Head Set Screw
CRFCHMS	Cross Recess Flat Countersunk Head Mach. Screw
CRPHMS	Cross Recess Pan Head Machine Screw
CRPHTFS	Cross Recess Pan Head Thread Forming
CRRHMS	Cross Recess Round Head Machine Screw
CRTHMS	Cross Recess Truss Head Machine Screw
CSNB	Countersunk Square Neck Bolt
FHMS	Flat Head Machine Screw
FTC	Full Thread Cap Screw
H	Hex Nut
HCLN	Hex Center Lock Nut
HFLCS	Hex Flange Lock Cap Screw
HFS	Hex Flange Screw
HFSLN	Hex Flange Serrated Lock Nut
HFSS	Hex Flange Serrated Screw
HHCS	Hex Head Cap Screw or Metric Bolt
HSBHCS	Hex Socket Button Head Cap Screw
HSFCHCS	Hex Socket Flat Countersunk Head Cap Screw
HSHCS	Hex Socket Head Cap Screw
HSSS	Hex Socket Head Screw
HTLN	Hex Top Lock Nut
HWHCS	Hex Washer Head Cap Screw

HWHMS	Hex Washer Head Machine Screw
HXBHCS	Hex Socket Button Head Cap Screw
J	Hex Jam Nut
JIC	37 Degree Tapered Thread
L	Helical Spring Lock Washer
LUG	Lug Bolt
NFC	National Fine Cap Screw
NPSM	National Pipe Straight Mechanical
NPTF	National Pipe Taper Fuel
P	Wide Plain Washer
PHMS	Pan Head Machine Screw
PLOW	Plow Bolt
RHMS	Round Head Machine Screw
RHSNB	Round Head Square Neck Bolt
SCREW LEVELING	Leveling Screw
SCREW THUMB	Thumb Screw
SCREW WELD	Weld Screw
SFCHMS	Slotted Flat Countersunk Head Machine Screw
SFHMS	Slotted Fillister Head Machine Screw
SP	Special
SP SCREW	Special Screw
SQHSS	Square Head Set Screw
SRHMS	Slotted Round Head Machine Screw
SSS	Socket Set Screw
STCS	Self Tapping Cap Screw
STHMS	Slotted Truss Head Machine Screw
WHEEL	Wheel Studs and Hub Long Bolts
WING	Wing Bolt

Replacement Hardware

The **Hardware Legend** above lists hardware abbreviations used in the parts lists. All bolts and nuts are grade 5 unless otherwise noted. The use of improper grades of hardware can result in personal injury, damage to equipment, or loss of property.

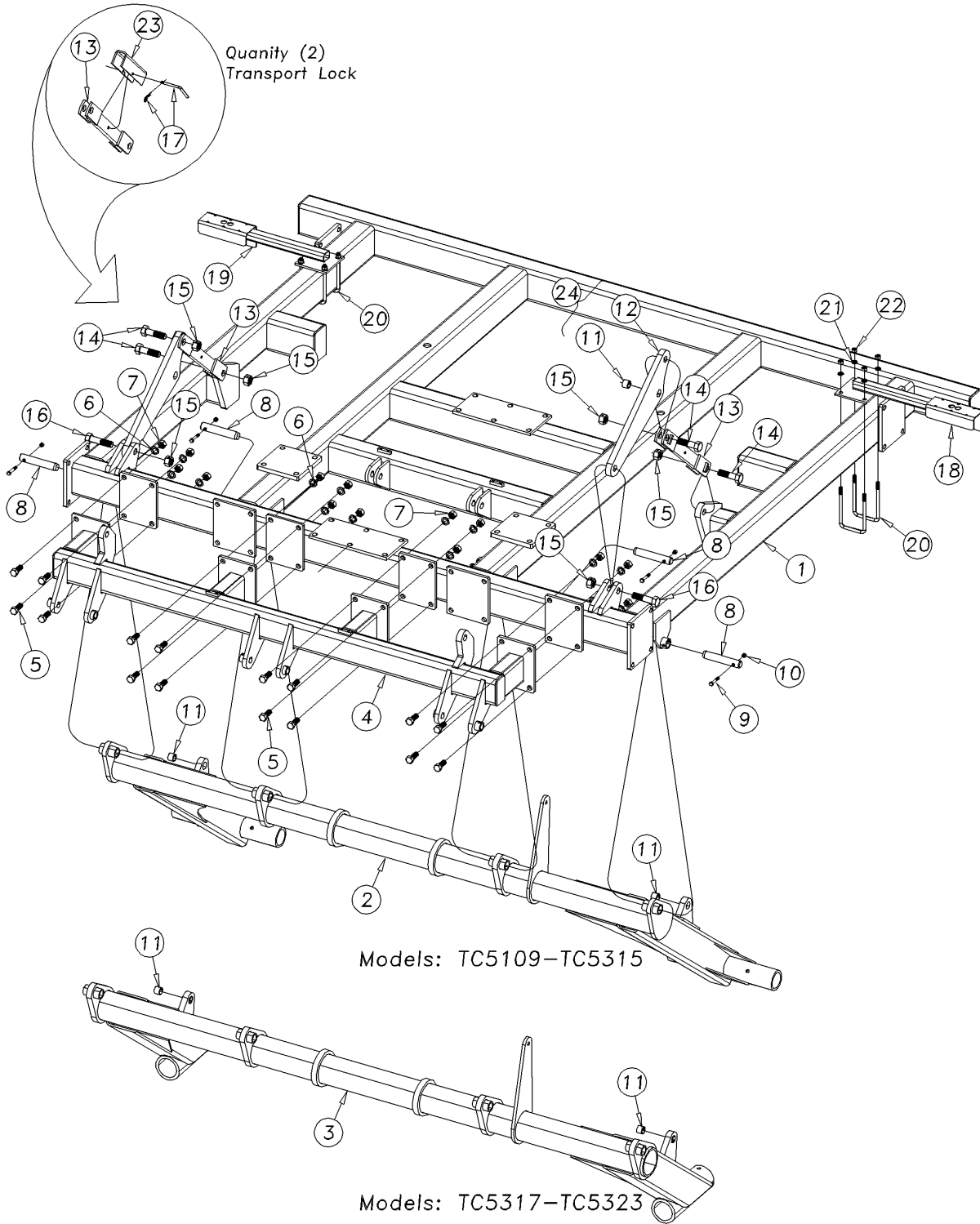
Serial Numbers

Always use the serial and model number when ordering parts. Refer to the operator's manual for serial number plate location.

- | | |
|--|--|
| (S/N 20001+ or
S/N 20001 and above) | Includes serial numbers 20001 and above (to the latest number) |
| (S/N 10001+→20000) | Includes serial numbers between 10000 and 20001 |
| (S/N 10000- or
S/N 10000 and below) | Includes serial numbers 10000 and below (to the earliest number) |

Center Frame Assembly

(Applies to TC5109 (A1419X-), TC5111 (A1419X-), TC5113 (A1419X-), TC5115 (A1419X-), TC5313 (A1419X-), TC5315 (A1419X-), TC5317 (A1419X-), TC5319 (A1419X-), TC5321 (A1419X-), TC5323 (A1419X-) only)



Center Frame Assembly

(Applies to TC5109 (A1419X-), TC5111 (A1419X-), TC5113 (A1419X-), TC5115 (A1419X-), TC5313 (A1419X-), TC5315 (A1419X-), TC5317 (A1419X-), TC5319 (A1419X-), TC5321 (A1419X-), TC5323 (A1419X-) only)

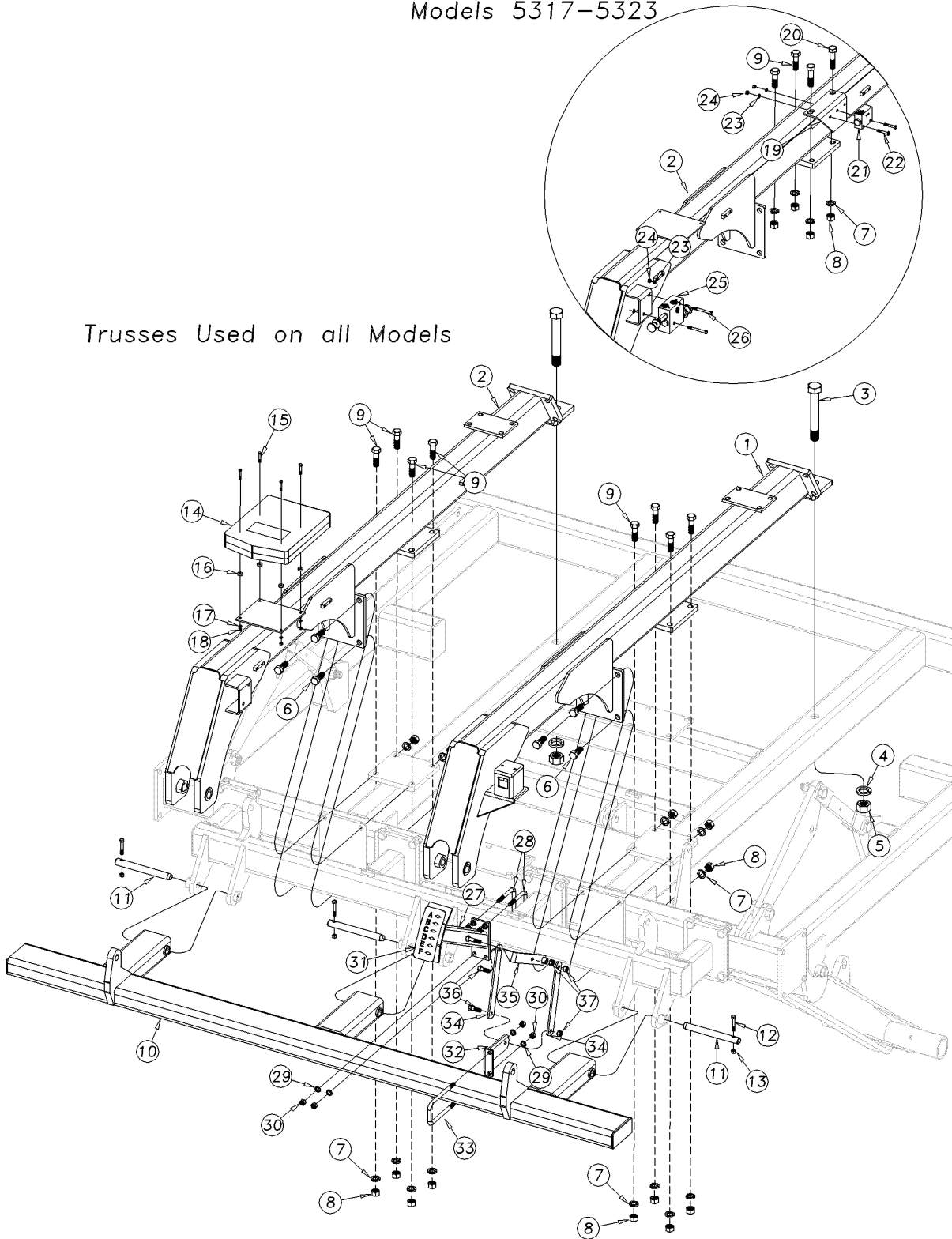
Ref	Part No.	Part Description	Comments	Revision
	dwg41139	Image No.		
1.	566-001H	CENTER FRAME 10'		
2.	566-007H	CENTER TORQUE TUBE TC5109-5315	Models 5109-5315	
3.	566-006H	CENTER TORQUE TUBE TC5317-25	Models 5317-5323	
4.	566-027H	CENTER GANG MOUNT	Models 5109, 5113,5115, 5313-5323	
5.	802-064C	HHCS 3/4-10X2 GR5		
6.	804-023C	WASHER LOCK SPRING 3/4 PLT		
7.	803-027C	NUT HEX 3/4-10 PLT		
8.	805-349C	PIN HINGE 1 1/4X7 HRDN PLT		
9.	802-623C	HHCS 3/8-16X2 1/4 GR8 SP THD		
10.	803-123C	NUT HEX TOP LOCK 3/8-16 PLT		
11.	890-005C	BUSHING CYL 1 1/4 X 1 X 1		
12.	566-001D	CYLINDER MOUNT BAR		
13.	580-076H	LIFT MECHANISM LINK		
14.	802-169C	HHCS 1-8X3 1/2 GR5		
15.	803-316C	NUT HEX LOCK 1-8 PLT		
16.	802-073C	HHCS 1-8X4 GR5		
17.	805-155C	PIN WIRE RETAIN 5/16 X 2 1/2	Models 5109-5315. (Models 5317-5323 S/N A1060X-)	
17.	805-001C	PIN 3/8 X 3 USABLE LW/PIN	Models 5317-5323 (S/N A1061X+)	
18.	566-050H	LIGHT BRACKET, LH		
19.	566-049H	LIGHT BRACKET, RH		
20.	806-069C	U-BOLT 1/2-13 X 4 1/32 X 7 1/4		
21.	804-015C	WASHER LOCK SPRING 1/2 PLT		
22.	803-020C	NUT HEX 1/2-13 PLT		
23.	586-149D	4.25X10 CYL TRANSPORT LOCK	Models 5109-5315. (Models 5317-5323 S/N A1060X-)	
23.	566-200D	4.50X10 CYL TRANSPORT LOCK	Models 5317-5323 (S/N A1061X+)	
24.	566-195S	CYLINDER MOUNT BAR ASSY	Includes items 11 & 12	

Table of Contents Part Number Index

5109, 5113-5323 Gang Bar & Truss Assembly

(Applies to TC5109 (A1419X-), TC5113 (A1419X-), TC5115 (A1419X-), TC5313 (A1419X-), TC5315 (A1419X-), TC5317 (A1419X-), TC5319 (A1419X-), TC5321 (A1419X-), TC5323 (A1419X-) only)

Models 5317-5323



Trusses Used on all Models

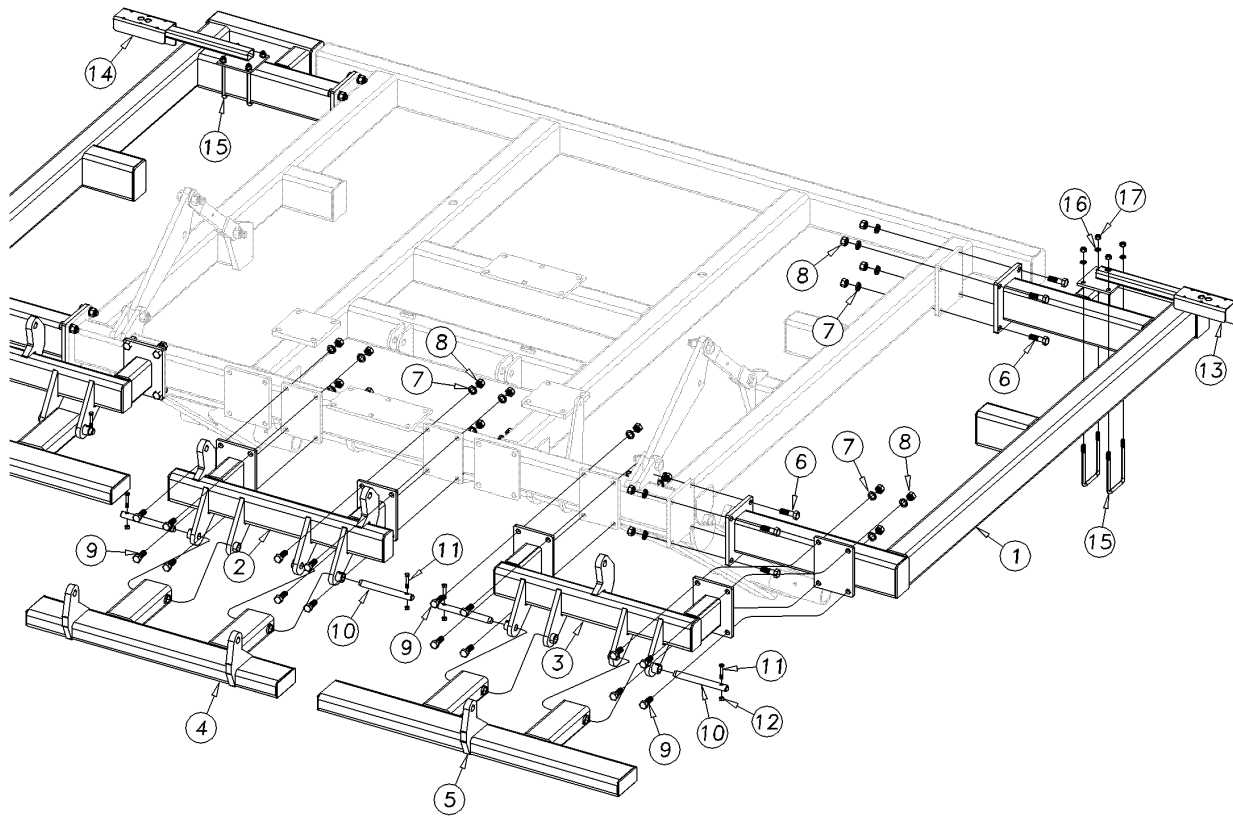
5109, 5113-5323 Gang Bar & Truss Assembly

(Applies to TC5109 (A1419X-), TC5113 (A1419X-), TC5115 (A1419X-), TC5313 (A1419X-), TC5315 (A1419X-), TC5317 (A1419X-), TC5319 (A1419X-), TC5321 (A1419X-), TC5323 (A1419X-) only)

Ref	Part No.	Part Description	Comments	Revision
	dwg41181	Image No.		
1.	566-004H	HITCH FRAME TRUSS LEFT		
2.	566-003H	HITCH FRAME TRUSS RIGHT		
3.	576-145D	HHCS 1 1/4-7X8 1/2 GR8 SPTH		
4.	804-030C	WASHER LOCK 1 1/4 SPRING PLT		
5.	803-034C	NUT HEX 1 1/4-7 PLT		
6.	802-064C	HHCS 3/4-10X2 GR5		
7.	804-023C	WASHER LOCK SPRING 3/4 PLT		
8.	803-027C	NUT HEX 3/4-10 PLT		
9.	802-212C	HHCS 3/4-10X2 1/2 GR5		
10.	566-028H	CENTER GANG BAR	5113-5115 & 5313-5315 (Shown)	
10.	566-065H	GANG BAR ASSY TC5109	5109	
10.	566-111H	CENTER GANG BAR TC5317-25	5317-5323	
11.	805-350C	PIN HINGE 1X9 1/2 HRDN PLT		
12.	802-483C	HHCS 3/8-16X2 1/4 GR8 PLT		
13.	803-013C	NUT LOCK 3/8-16 PLT		
14.	817-516C	MANUAL PAK 1" W/ GASKET		
15.	801-005C	SCREW PAN HD 1/4-20 X 3/4		
16.	817-042C	MINI END WHEEL PRESS WHEEL		
17.	804-006C	WASHER LOCK SPRING 1/4 PLT		
18.	803-006C	NUT-HEX 1/4-20 PLT		
19.	566-150D	REBOUND VALVE PLATE	5317-5323	
20.	802-383C	HHCS 3/4-10X3 GR5		
21.	810-131C	PILOT OPERATED CHECK VALVE		
22.	802-013C	HHCS 5/16-18X1 3/4 GR5		
23.	804-009C	WASHER LOCK SPRING 5/16 PLT		
24.	803-008C	NUT HEX 5/16-18 PLT		
25.	810-512C	HYD BYPASS /W WT. TRANS REDUCT		
26.	802-131C	HHCS 5/16-18X3 GR5		
27.	566-120H	LEVELING WELDMENT		
28.	806-159C	U-BOLT 1/2-13 X 5 1/32 X 4 1/2		
29.	804-015C	WASHER LOCK SPRING 1/2 PLT		
30.	803-020C	NUT HEX 1/2-13 PLT		
31.	848-381C	DECAL TC DEPTH COULTER		
32.	566-176D	LINK MOUNT		
33.	806-202C	U-BOLT 1/2-13X3 1/32X7 1/4		
34.	566-177D	LINK		
35.	576-098H	DEPTH GAUGE POINTER		
36.	802-091C	HHCS 1/2-13X1 1/2 GR5		
37.	803-019C	NUT LOCK 1/2-13 PLT		

TC5111 Gang Bar, Gang Mount & Wing Assembly

(Applies to TC5111 (A1419X-) only)



41180

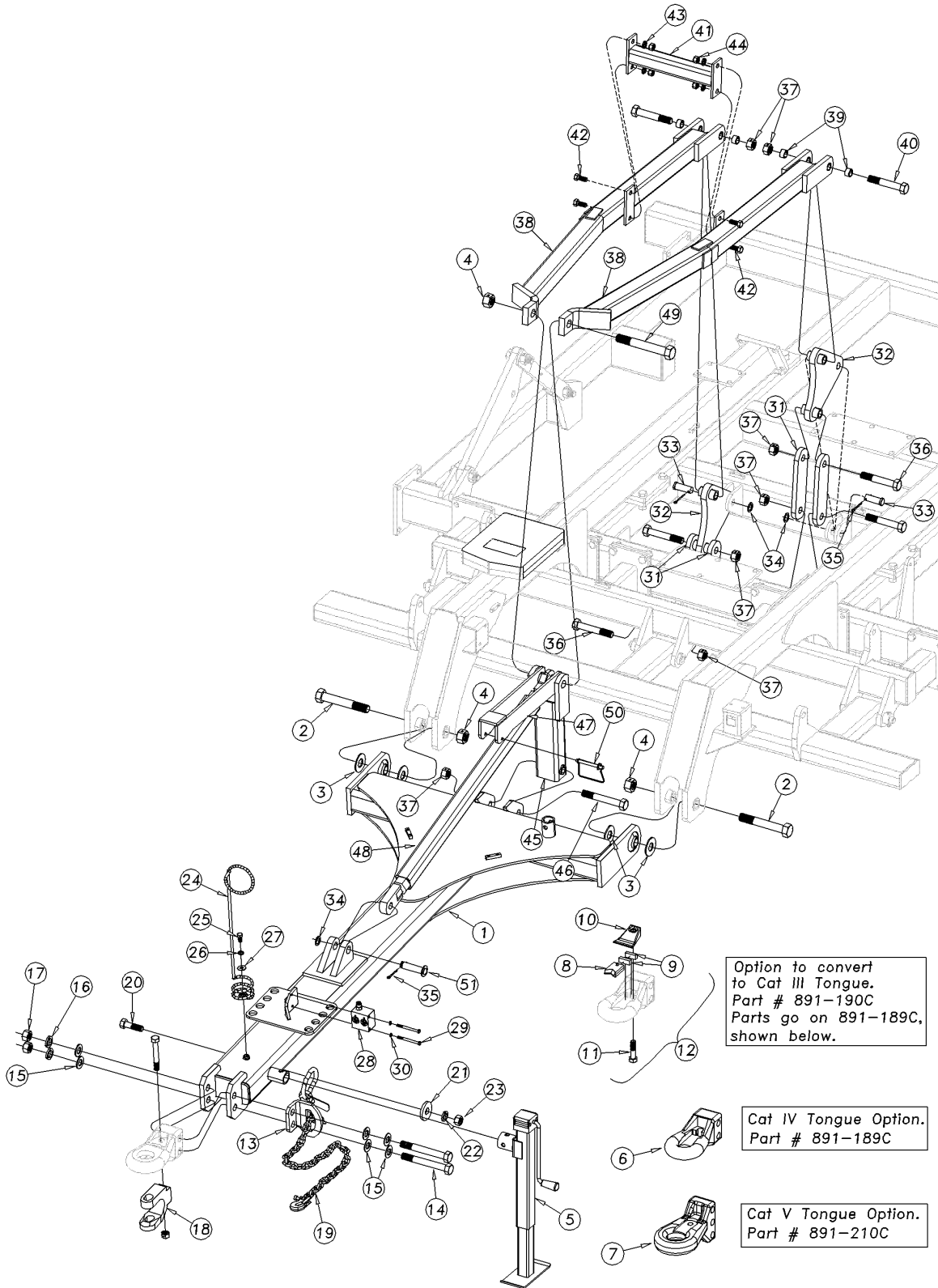
TC5111 Gang Bar, Gang Mount & Wing Assembly

(Applies to TC5111 (A1419X-) only)

Ref	Part No.	Part Description	Comments	Revision
	dwg41180	Image No.		
1.	566-012H	BOLT ON WING 2 1/2'		
2.	566-033H	CENTER GANG MOUNT TC5111		
3.	566-029H	OUTSIDE GANG MOUNT TC5111		
4.	566-034H	CENTER GANG BAR TC5111		
5.	566-035H	OUTSIDE GANG BAR TC5111		
6.	802-212C	HHCS 3/4-10X2 1/2 GR5		
7.	804-023C	WASHER LOCK SPRING 3/4 PLT		
8.	803-027C	NUT HEX 3/4-10 PLT		
9.	802-064C	HHCS 3/4-10X2 GR5		
10.	805-350C	PIN HINGE 1X9 1/2 HRDN PLT		
11.	802-483C	HHCS 3/8-16X2 1/4 GR8 PLT		
12.	803-123C	NUT HEX TOP LOCK 3/8-16 PLT		
13.	566-050H	LIGHT BRACKET, LH	See Machine Layout in Operator Section for placement.	
14.	566-049H	LIGHT BRACKET, RH	See Machine Layout in Operator Section for placement.	
15.	806-069C	U-BOLT 1/2-13 X 4 1/32 X 7 1/4		
16.	804-015C	WASHER LOCK SPRING 1/2 PLT		
17.	803-020C	NUT HEX 1/2-13 PLT		

Hitch & Center Lift Assembly

(Applies to TC5109 (A1419X-), TC5111 (A1419X-), TC5113 (A1419X-), TC5115 (A1419X-), TC5313 (A1419X-), TC5315 (A1419X-), TC5317 (A1419X-), TC5319 (A1419X-), TC5321 (A1419X-), TC5323 (A1419X-) only)



41140

Hitch & Center Lift Assembly

(Applies to TC5109 (A1419X-), TC5111 (A1419X-), TC5113 (A1419X-), TC5115 (A1419X-), TC5313 (A1419X-), TC5315 (A1419X-), TC5317 (A1419X-), TC5319 (A1419X-), TC5321 (A1419X-), TC5323 (A1419X-) only)

Ref	Part No.	Part Description	Comments	Revision
	dwg41140	Image No.		
1.	566-002H	HITCH POLE		
2.	802-748C	HHCS 1 1/4-7X8 GR8 PLT		
3.	804-035C	WASHER FLAT 1 1/4 USS PLT		
4.	803-314C	NUT HEX TOP LOCK 1 1/4-7 PLT		Rev. 2
4.	803-317C	NUT HEX LOCK 1 1/4-7 PLT	Replaced by 803-314C	Rev. 1
5.	890-977C	SQUARE SCREW JACK 5000LBS.		
6.	891-189C	HITCH BASE - CAT III & IV		
6.	890-793C	HITCH TONGUE	Replaced by 891-189C Models 5109-5313	
6.	890-872C	CAT IV HITCH TONGUE	Replaced by 891-189C Models 5317-5323	
7.	891-210C	CAT V PERFECT HITCH		
8.	PPI-203VR	V-BLOCK		
9.	PPI-205H	CUSHION		
10.	PPI-302V	TOP PLATE - CAT 3		
11.	802-383C	HHCS 3/4-10X3 GR5		
12.	586-241V	HITCH TONGUE CAT III ASSEMBLY	Includes items 6, 8-11.	
13.	556-236D	SAFETY CHAIN SUPPORT		
14.	802-859C	HHCS 1-8X8 GR8 PLT SPTHD		Rev. 2
14.	802-783C	HHCS 1-8X9 GR8 PLT	Replaced by 802-859C	Rev. 1
15.	804-029C	WASHER FLAT 1 SAE		Rev. 2
15.	804-028C	WASHER FLAT 1 USS PLT	Replaced by 804-029C	Rev. 1
16.	804-027C	WASHER LOCK SPRING 1 PLT		
17.	803-031C	NUT HEX 1-8 PLT		
18.	890-798C	HITCH CLEVIS W/BOLT	Do Not Use if Tractor Drawbar has Hammer Strap. Will not work with cat V.	
19.	566-169D	SAFETY CHAIN 16100 LB	Models 5109-5319	
19.	566-170D	SAFETY CHAIN 20000 LB	Models 5321-5323	
20.	802-332C	HHCS 7/8-9X3 GR5		
21.	804-134C	WASHER FLAT 7/8 USS PLT		
22.	804-037C	WASHER LOCK SPRING 7/8 PLT		
23.	803-049C	NUT HEX 7/8-9 PLT		
24.	807-073C	SPRING HOSE LOOP HEAVY		
25.	802-258C	HHCS 1/2-13X1 GR5		
26.	804-015C	WASHER LOCK SPRING 1/2 PLT		
27.	804-017C	WASHER FLAT 1/2 USS PLT		
28.	810-116C	COUNTERBALANCE VALVE MAN. T.T.		
29.	802-333C	HHCS 5/16-18X3 1/2 GR5		Rev. 2
29.	802-119C	HHCS 5/16-18X3 3/4 GR5	Replaced by 802-333C	Rev. 1
30.	804-009C	WASHER LOCK SPRING 5/16 PLT		
31.	566-002D	LIFT MECHANISM LINK		
32.	566-022H	LEVEL BAR LINK		
33.	805-134C	PIN CLEVIS 1 X 2 29/64 USABLE		Rev. 2
33.	805-352C	REP BY 805-134C		Rev. 1
34.	804-192C	WASHER MACH 1.5X1.00X.075		
35.	805-058C	PIN COTTER 3/16 X 2		
36.	802-715C	HHCS 1-8X6 GR8 PLT SPCL THREAD		
37.	803-316C	NUT HEX LOCK 1-8 PLT		
38.	566-005H	LEVEL BAR - COULTER CHISEL		
39.	890-143C	1 1/4 X 1 X 3/4 HDR BUSHING		
40.	802-854C	HHCS 1-8X6 GR8		
41.	566-013H	LEVEL BAR BRACE BAR		
42.	802-051C	HHCS 5/8-11X1 1/2 GR5		
43.	804-022C	WASHER LOCK SPRING 5/8 PLT		
44.	803-021C	NUT HEX 5/8-11 PLT		
45.	566-010H	HITCH LEVELING ARM		

Hitch & Center Lift Assembly (continued)

(Applies to TC5109 (A1419X-), TC5111 (A1419X-), TC5113 (A1419X-), TC5115 (A1419X-), TC5313 (A1419X-), TC5315 (A1419X-), TC5317 (A1419X-), TC5319 (A1419X-), TC5321 (A1419X-), TC5323 (A1419X-) only)

Ref	Part No.	Part Description	Comments	Revision
46.	802-827C	HHCS 1-8X7 GR8 PLT		
47.	566-048H	TURNBUCKLE LOCK		
48.	566-011S	HITCH TURNBUCKLE		
49.	802-544C	HHCS 1 1/4-7X9 GR5 SPTHD		
50.	805-200C	PIN WIRE SNAP LOCK 3/8 X 4		
51.	805-399C	PIN CLEVIS 1 X 3 5/8 USABLE		

Hitch & Center Lift Assembly (continued)

(Applies to TC5109 (A1419X-), TC5111 (A1419X-), TC5113 (A1419X-), TC5115 (A1419X-), TC5313 (A1419X-), TC5315 (A1419X-), TC5317 (A1419X-), TC5319 (A1419X-), TC5321 (A1419X-), TC5323 (A1419X-) only)

This Page Intentionally Left Blank

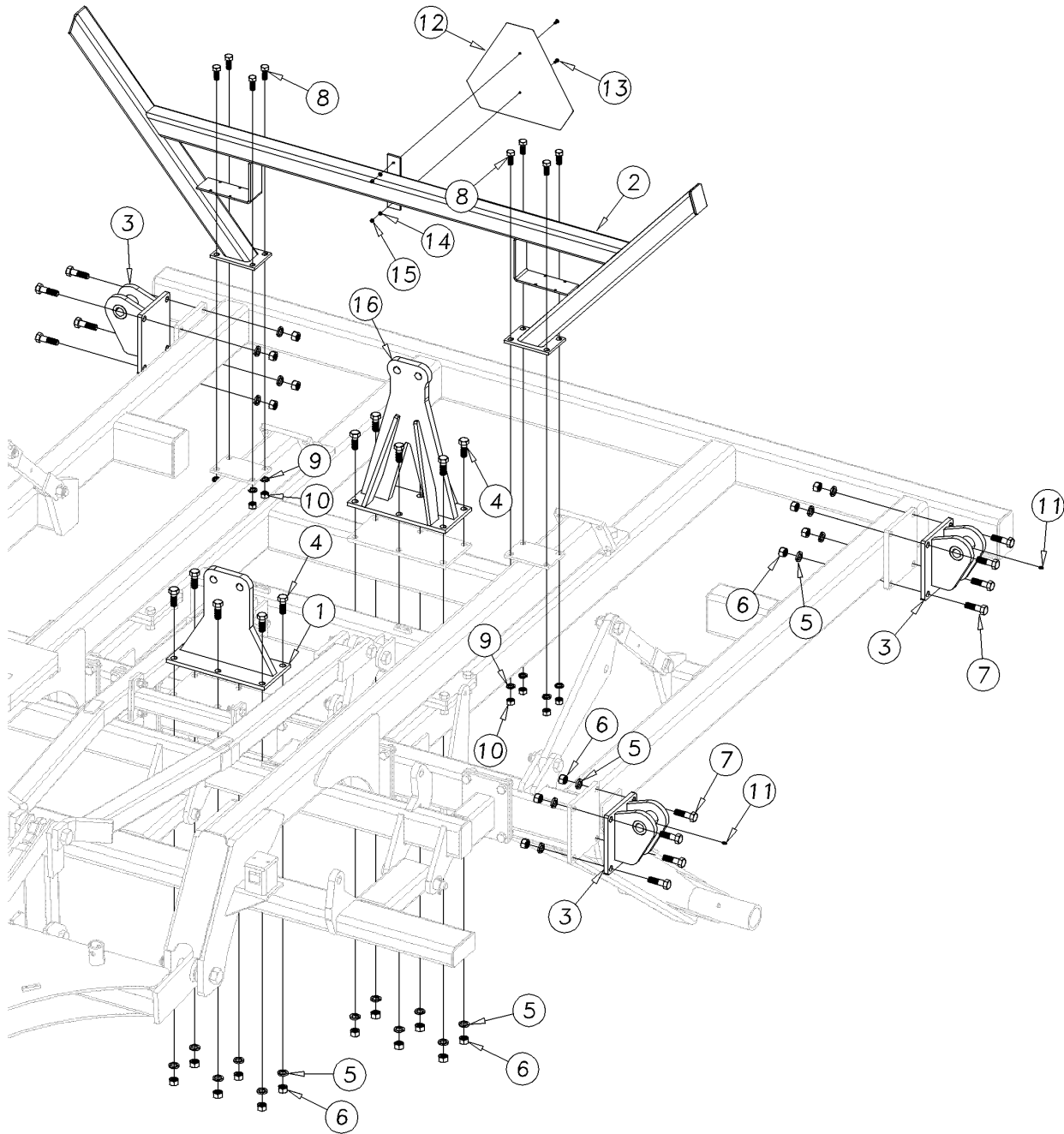
5109-5315 Center Fold Assembly

(Applies to TC5109 (A1419X-), TC5111 (A1419X-), TC5113 (A1419X-), TC5115 (A1419X-), TC5313 (A1419X-), TC5315 (A1419X-) only)

Ref	Part No.	Part Description	Comments	Revision
	dwg41156	Image No.		
1.	566-008H	CENTER FOLD BRACKET TC5313-15		
2.	566-150D	REBOUND VALVE PLATE	Models 5313 & 5315	
3.	566-025H	CENTER WING STOP TC5313-15		
4.	566-053H	BOLT ON WING PIVOT	Models 5313 & 5315	
5.	802-212C	HHCS 3/4-10X2 1/2 GR5		
6.	804-023C	WASHER LOCK SPRING 3/4 PLT		
7.	803-027C	NUT HEX 3/4-10 PLT		
8.	802-051C	HHCS 5/8-11X1 1/2 GR5		
9.	804-022C	WASHER LOCK SPRING 5/8 PLT		
10.	803-021C	NUT HEX 5/8-11 PLT		
11.	566-171D	WING SHIM 12GA		
12.	566-172D	WING SHIM 16GA		
13.	802-184C	HHCS 3/4-10X1 1/2 GR5	Models 5313 & 5315	
14.	802-066C	HHCS 3/4-10X3 1/2 GR5	Models 5313 & 5315	
15.	803-026C	NUT LOCK 3/4-10 PLT	Models 5313 & 5315	
16.	800-080C	GREASE ZERK 1/4-28 THD FORMING		
17.	566-114H	RIGID SMV & LIGHT BRACKET	Models 5109-5115	
18.	810-622C	REBOUND VALVE	Models 5313 & 5315	
19.	802-279C	HHCS 5/16-18X4 GR5		
20.	804-009C	WASHER LOCK SPRING 5/16 PLT		
21.	803-008C	NUT HEX 5/16-18 PLT		
22.	818-055C	DECAL SLOW MOVING-GALV. BACKED		
23.	801-005C	SCREW PAN HD 1/4-20 X 3/4		
24.	804-006C	WASHER LOCK SPRING 1/4 PLT		
25.	803-006C	NUT-HEX 1/4-20 PLT		

5317-5323 Center Fold Assembly

(Applies to TC5317 (A1419X-), TC5319 (A1419X-), TC5321 (A1419X-), TC5323 (A1419X-) only)



41183

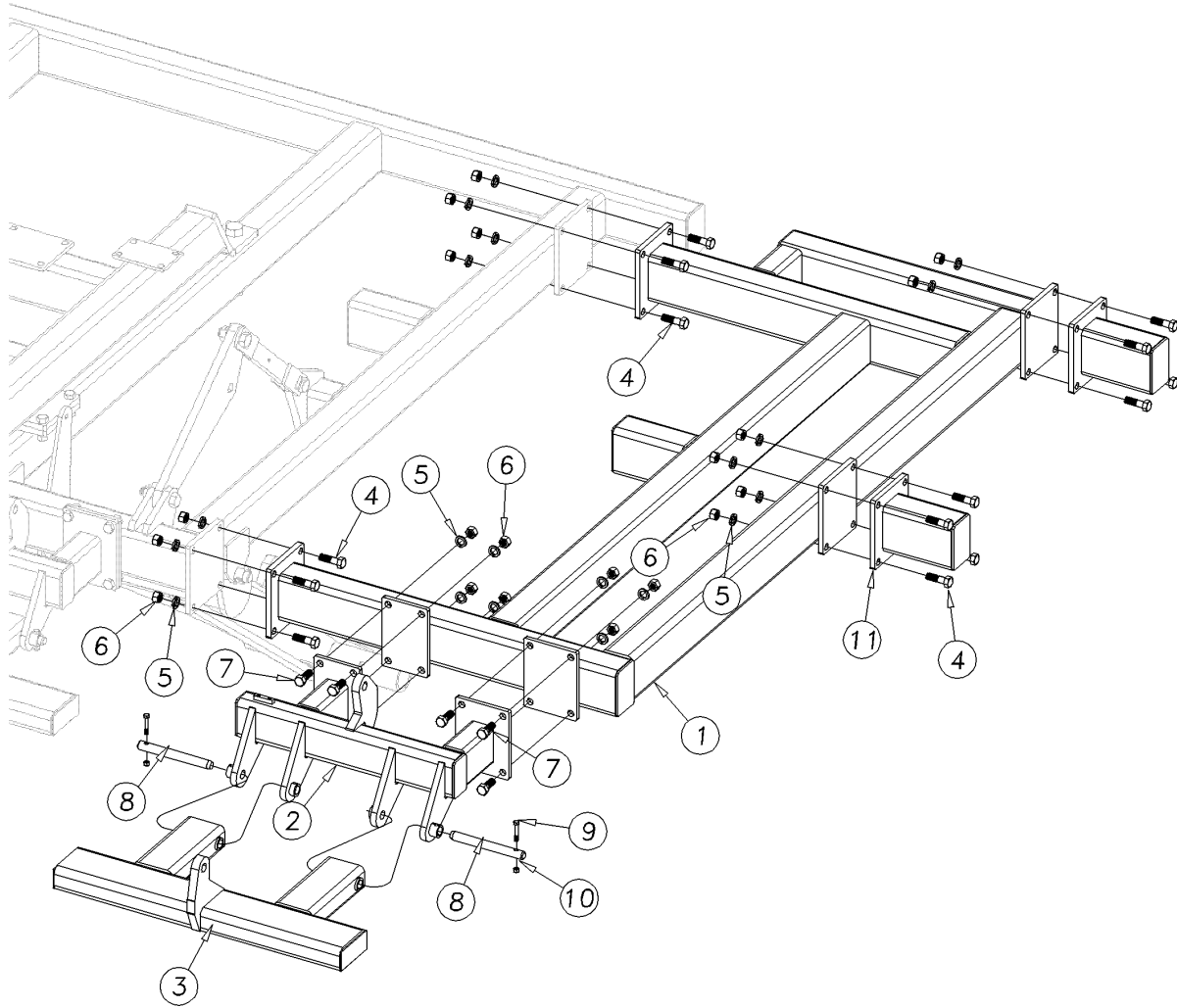
5317-5323 Center Fold Assembly

(Applies to TC5317 (A1419X-), TC5319 (A1419X-), TC5321 (A1419X-), TC5323 (A1419X-) only)

Ref	Part No.	Part Description	Comments	Revision
	dwg41183	Image No.		
1.	566-112H	CENTER FOLD BRACKET 17-23		
2.	566-026H	CENTER WING STOP TC5317-23		
3.	566-094H	BOLT ON HINGE		
4.	802-064C	HHCS 3/4-10X2 GR5		
5.	804-023C	WASHER LOCK SPRING 3/4 PLT		
6.	803-027C	NUT HEX 3/4-10 PLT		
7.	802-212C	HHCS 3/4-10X2 1/2 GR5		
8.	802-051C	HHCS 5/8-11X1 1/2 GR5		
9.	804-022C	WASHER LOCK SPRING 5/8 PLT		
10.	803-021C	NUT HEX 5/8-11 PLT		
11.	800-080C	GREASE ZERK 1/4-28 THD FORMING		
12.	818-055C	DECAL SLOW MOVING-GALV. BACKED		
13.	801-005C	SCREW PAN HD 1/4-20 X 3/4		
14.	804-006C	WASHER LOCK SPRING 1/4 PLT		
15.	803-006C	NUT-HEX 1/4-20 PLT		
16.	566-193H	CEN FOLD BRKT 17-23 REAR		

5113 & 5115 Wing Assembly

(Applies to TC5113 (A1419X-), TC5115 (A1419X-) only)



41141

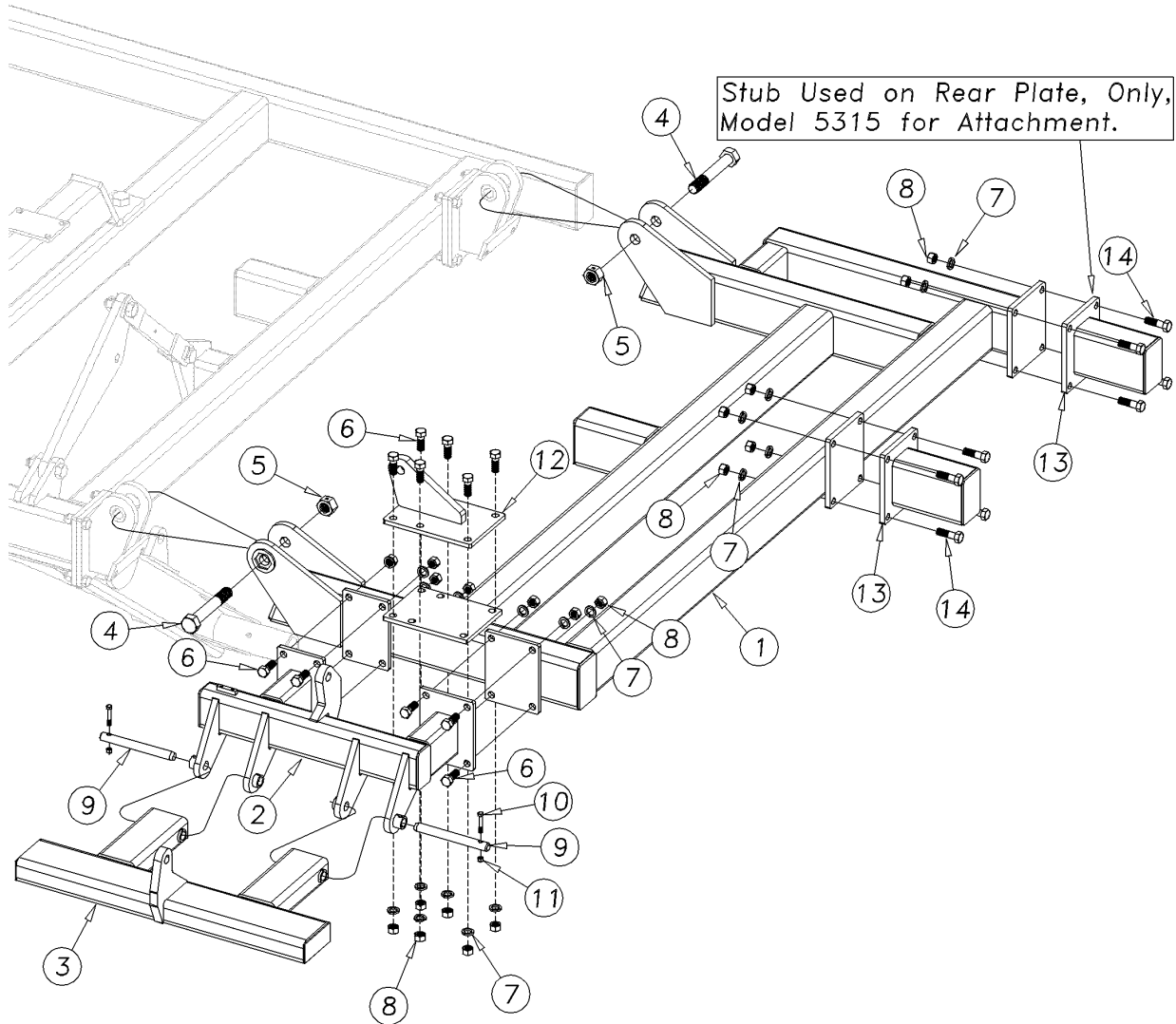
5113 & 5115 Wing Assembly

(Applies to TC5113 (A1419X-), TC5115 (A1419X-) only)

Ref	Part No.	Part Description	Comments	Revision
	dwg41141	Image No.		
1.	566-014H	BOLT ON WING 4'		
2.	566-031H	OUTSIDE GANG MOUNT RH 13	Model 5113	
2.	566-032H	OUTSIDE GANG MOUNT LH 13	Model 5113	
2.	566-092H	WING GANG MOUNT LH 15	Model 5115	
2.	566-093H	WING GANG MOUNT RH 15	Model 5115	
3.	566-030H	OUTSIDE GANG BAR LH/RH 13	Model 5113	
3.	566-084H	WING GANG BAR LH 15	Model 5115	
3.	566-085H	WING GANG BAR RH 15	Model 5115	
4.	802-212C	HHCS 3/4-10X2 1/2 GR5		
5.	804-023C	WASHER LOCK SPRING 3/4 PLT		
6.	803-027C	NUT HEX 3/4-10 PLT		
7.	802-064C	HHCS 3/4-10X2 GR5		
8.	805-350C	PIN HINGE 1X9 1/2 HRDN PLT		
9.	802-483C	HHCS 3/8-16X2 1/4 GR8 PLT		
10.	803-123C	NUT HEX TOP LOCK 3/8-16 PLT		
11.	566-051H	OUTSIDE WING SHANK MOUNT		

5313 & 5315 Wing Assembly

(Applies to TC5313 (A1419X-), TC5315 (A1419X-) only)



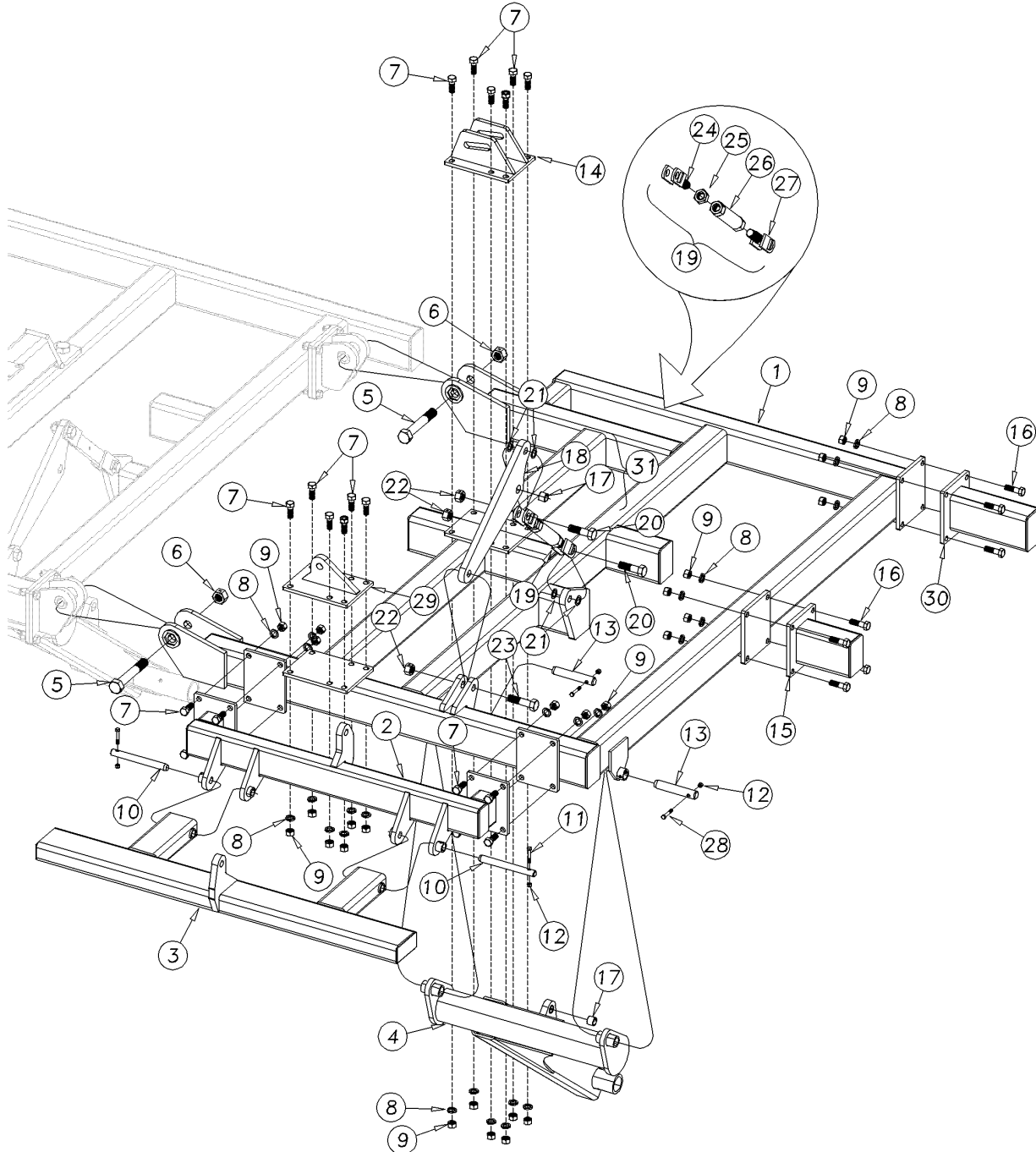
5313 & 5315 Wing Assembly

(Applies to TC5313 (A1419X-), TC5315 (A1419X-) only)

Ref	Part No.	Part Description	Comments	Revision
	dwg41142	Image No.		
1.	566-016H	RIGHT WING FRAME, 13 & 15		
1.	566-017H	LEFT WING FRAME, 13 & 15	(Shown)	
2.	566-031H	OUTSIDE GANG MOUNT RH 13	Model 5313	
2.	566-032H	OUTSIDE GANG MOUNT LH 13	Model 5313	
2.	566-092H	WING GANG MOUNT LH 15	Model 5315	
2.	566-093H	WING GANG MOUNT RH 15	Model 5315	
3.	566-030H	OUTSIDE GANG BAR LH/RH 13	Model 5313	
3.	566-084H	WING GANG BAR LH 15	Model 5315	
3.	566-085H	WING GANG BAR RH 15	Model 5315	
4.	802-748C	HHCS 1 1/4-7X8 GR8 PLT		
5.	803-314C	NUT HEX TOP LOCK 1 1/4-7 PLT		
6.	802-064C	HHCS 3/4-10X2 GR5		
7.	804-023C	WASHER LOCK SPRING 3/4 PLT		
8.	803-027C	NUT HEX 3/4-10 PLT		
9.	805-350C	PIN HINGE 1X9 1/2 HRDN PLT		
10.	802-483C	HHCS 3/8-16X2 1/4 GR8 PLT		
11.	803-123C	NUT HEX TOP LOCK 3/8-16 PLT		
12.	566-052H	WING CYLINDER LUG		
13.	566-051H	OUTSIDE WING SHANK MOUNT		
14.	802-212C	HHCS 3/4-10X2 1/2 GR5		

5317-5323 Wing Assembly

(Applies to TC5317 (A1419X-), TC5319 (A1419X-), TC5321 (A1419X-), TC5323 (A1419X-) only)



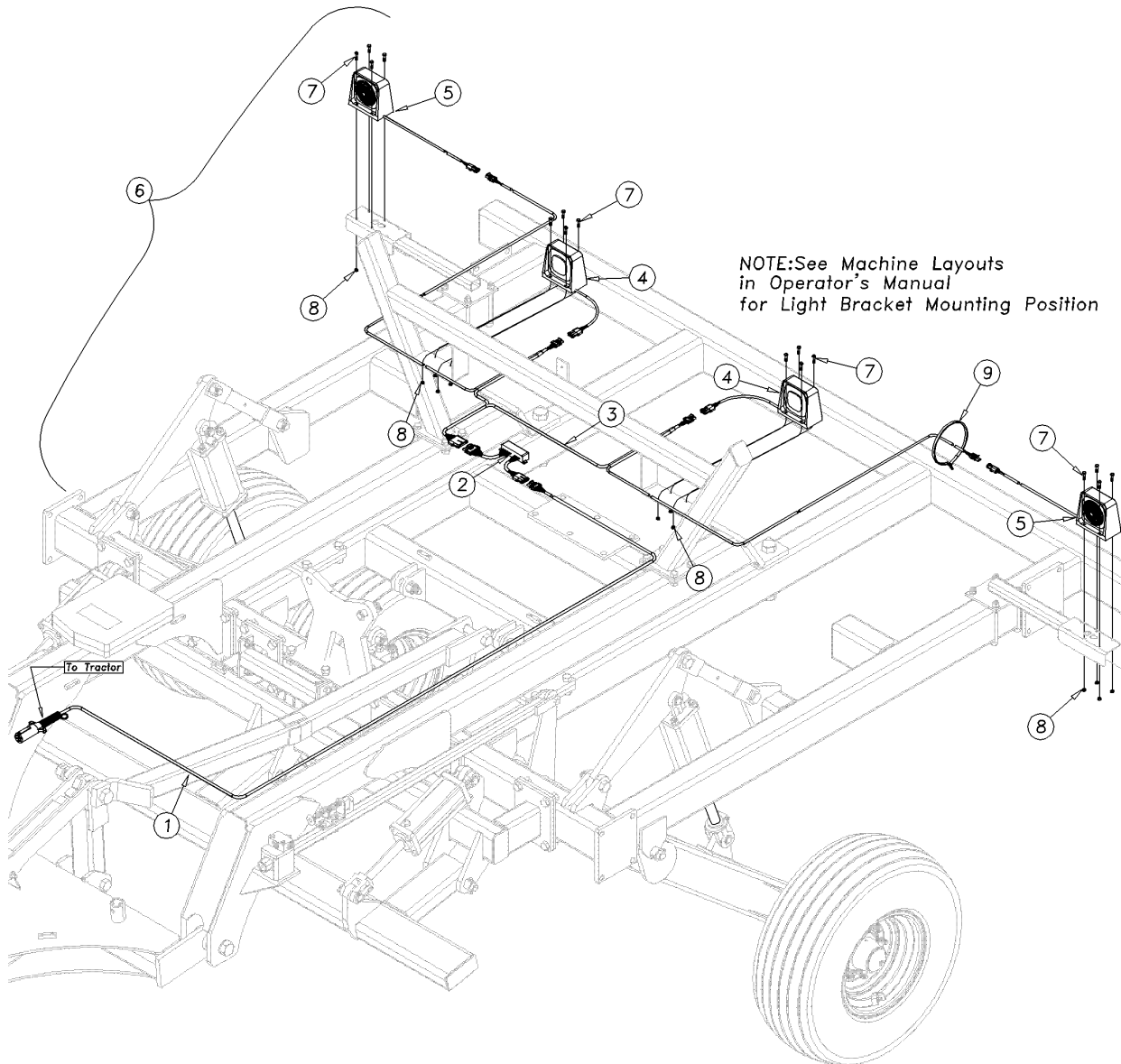
5317-5323 Wing Assembly

(Applies to TC5317 (A1419X-), TC5319 (A1419X-), TC5321 (A1419X-), TC5323 (A1419X-) only)

Ref	Part No.	Part Description	Comments	Revision
	dwg41143	Image No.		
1.	566-019H	LEFT WING FRAME, 17 & 19	Models 5317 & 5319 (Shown)	
1.	566-018H	RIGHT WING FRAME, 17 & 19	Models 5317 & 5319	
1.	566-068H	LEFT WING FRAME, 21 & 23	Models 5321 & 5323	
1.	566-066H	RIGHT WING FRAME, 21 & 23	Models 5321 & 5323	
2.	566-038H	WING GANG MOUNT TC5317-19	Models 5317 & 5319 (Shown)	
2.	566-069H	WING GANG MOUNT TC5321-23	Models 5321 & 5323	
3.	566-095H	WING GANG BAR TC5317	Model 5317 (Shown)	
3.	566-096H	WING GANG BAR, LH 19	Model 5319	
3.	566-097H	WING GANG BAR, RH 19	Model 5319	
3.	566-073H	WING GANG BAR LH/RH 21	Model 5321	
3.	566-070H	WING GANG BAR, RH 23	Model 5323	
3.	566-071H	WING GANG BAR, LH 23	Model 5323	
4.	566-077H	LEFT WHEEL ARM SINGLE	Models 5317 & 5319 (Shown)	
4.	566-076H	RIGHT WHEEL ARM SINGLE	Models 5317 & 5319	
4.	566-075H	LEFT WHEEL ARM DUAL	Models 5321 & 5323	
4.	566-067H	RIGHT WHEEL ARM DUAL	Models 5321 & 5323	
5.	802-748C	HHCS 1 1/4-7X8 GR8 PLT		
6.	803-314C	NUT HEX TOP LOCK 1 1/4-7 PLT		
7.	802-064C	HHCS 3/4-10X2 GR5		
8.	804-023C	WASHER LOCK SPRING 3/4 PLT		
9.	803-027C	NUT HEX 3/4-10 PLT		
10.	805-350C	PIN HINGE 1X9 1/2 HRDN PLT		
11.	802-483C	HHCS 3/8-16X2 1/4 GR8 PLT		
12.	803-123C	NUT HEX TOP LOCK 3/8-16 PLT		
13.	805-349C	PIN HINGE 1 1/4X7 HRDN PLT		
14.	566-194H	WING CYL MOUNT 17-23		Rev. 2
14.	566-113H	WING CYLINDER MOUNT	Replaced by 566-194H	Rev. 1
15.	566-051H	OUTSIDE WING SHANK MOUNT		
16.	802-212C	HHCS 3/4-10X2 1/2 GR5		
17.	890-005C	BUSHING CYL 1 1/4 X 1 X 1		
18.	566-001D	CYLINDER MOUNT BAR		
19.	580-007S	WHEEL ARM TURNBUCKLE (LONG)	Includes items 24 thru 27	
20.	802-169C	HHCS 1-8X3 1/2 GR5		Rev. 2
20.	802-368C	HHCS 1-8X3 GR5	Replaced by 802-169C	Rev. 1
21.	804-192C	WASHER MACH 1.5X1.00X.075		
22.	803-316C	NUT HEX LOCK 1-8 PLT		
23.	802-073C	HHCS 1-8X4 GR5		
24.	580-079H	PART - LIFT TURNBUCKLE END RH		
25.	803-032C	NUT HEX JAM 1 1/4-7 PLT		
26.	580-078H	TURNBUCKLE TUBE (LONG)		
27.	580-080H	PART - LIFT TURNBUCKLE END LH		
28.	802-623C	HHCS 3/8-16X2 1/4 GR8 SP THD		
29.	566-118H	WING CYLINDER LUG		
30.	566-135H	ATTACHMENT STUB - 13"	Model 5323 Only.	
31.	566-195S	CYLINDER MOUNT BAR ASSY	Includes items 17 & 18	

Lights

(Applies to TC5109 (A1419X-), TC5111 (A1419X-), TC5113 (A1419X-), TC5115 (A1419X-), TC5313 (A1419X-), TC5315 (A1419X-), TC5317 (A1419X-), TC5319 (A1419X-), TC5321 (A1419X-), TC5323 (A1419X-) only)



Lights

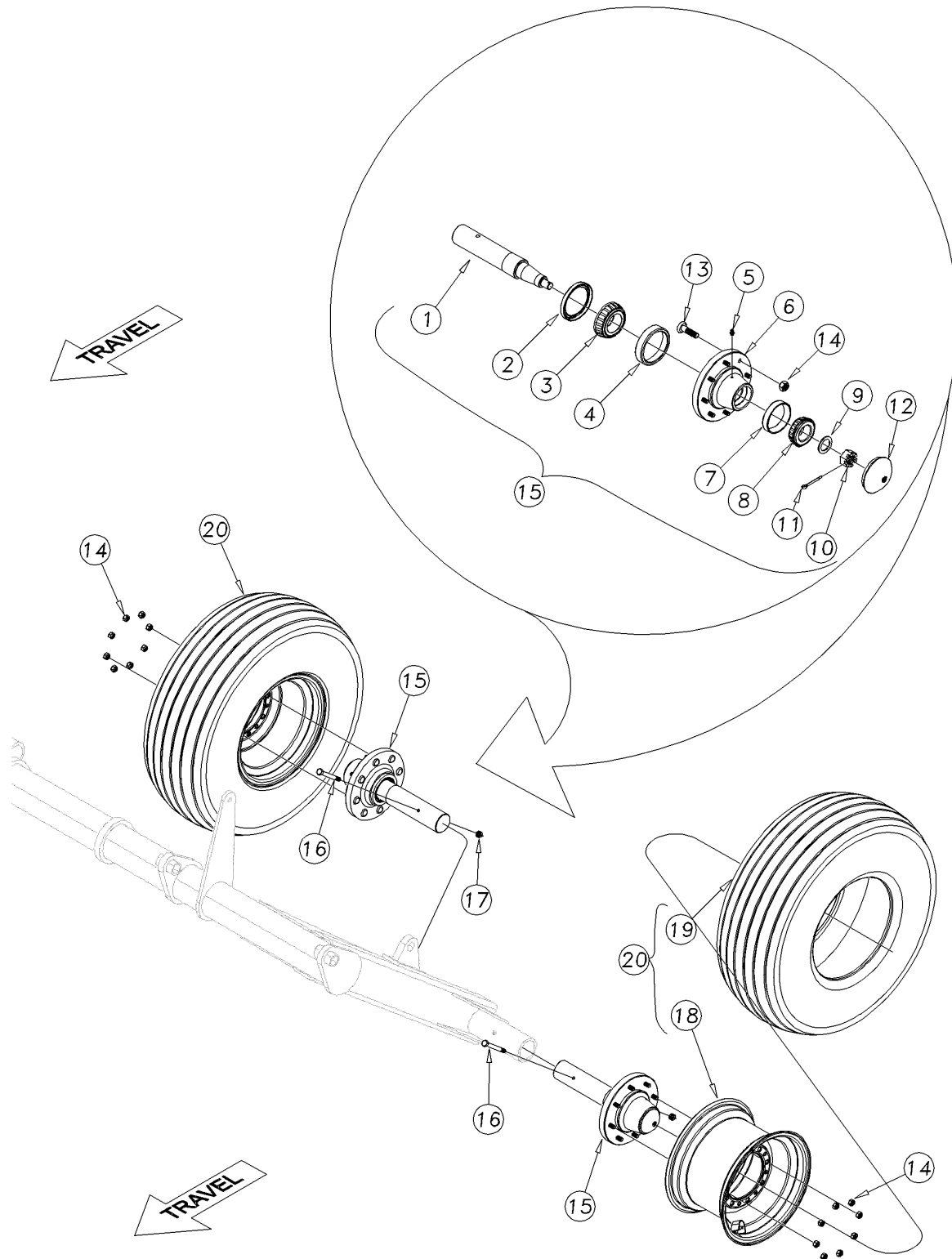
(Applies to TC5109 (A1419X-), TC5111 (A1419X-), TC5113 (A1419X-), TC5115 (A1419X-), TC5313 (A1419X-), TC5315 (A1419X-), TC5317 (A1419X-), TC5319 (A1419X-), TC5321 (A1419X-), TC5323 (A1419X-) only)

Ref	Part No.	Part Description	Comments	Revision
	dwg42647	Image No.		
1.	890-923C	LIGHT HARNESS, 30' LEAD		
2.	890-924C	LIGHT HARNESS, ENHANCE MODULE		
3.	890-925C	LIGHT HARNESS, WISHBONE		
4.	890-926C	LIGHT HARNESS, RED LAMP		
5.	890-927C	LIGHT HARNESS, AMBER LAMP		
6.	890-901C	SAFETY LIGHT KIT	Includes Items 1 thru 5	
7.	802-005C	HHCS 1/4-20X1 GR5		
8.	803-007C	NUT-LOCK 1/4-20 PLT		
9.	800-082C	CABLE TIE .31X21.5 6DIA 120LB		

[Table of Contents](#) [Part Number Index](#)

TC5109-TC5315 Center Transport Assembly

(Applies to TC5109 (A1419X-), TC5111 (A1419X-), TC5113 (A1419X-), TC5115 (A1419X-), TC5313 (A1419X-), TC5315 (A1419X-) only)



41153

TC5109-TC5315 Center Transport Assembly

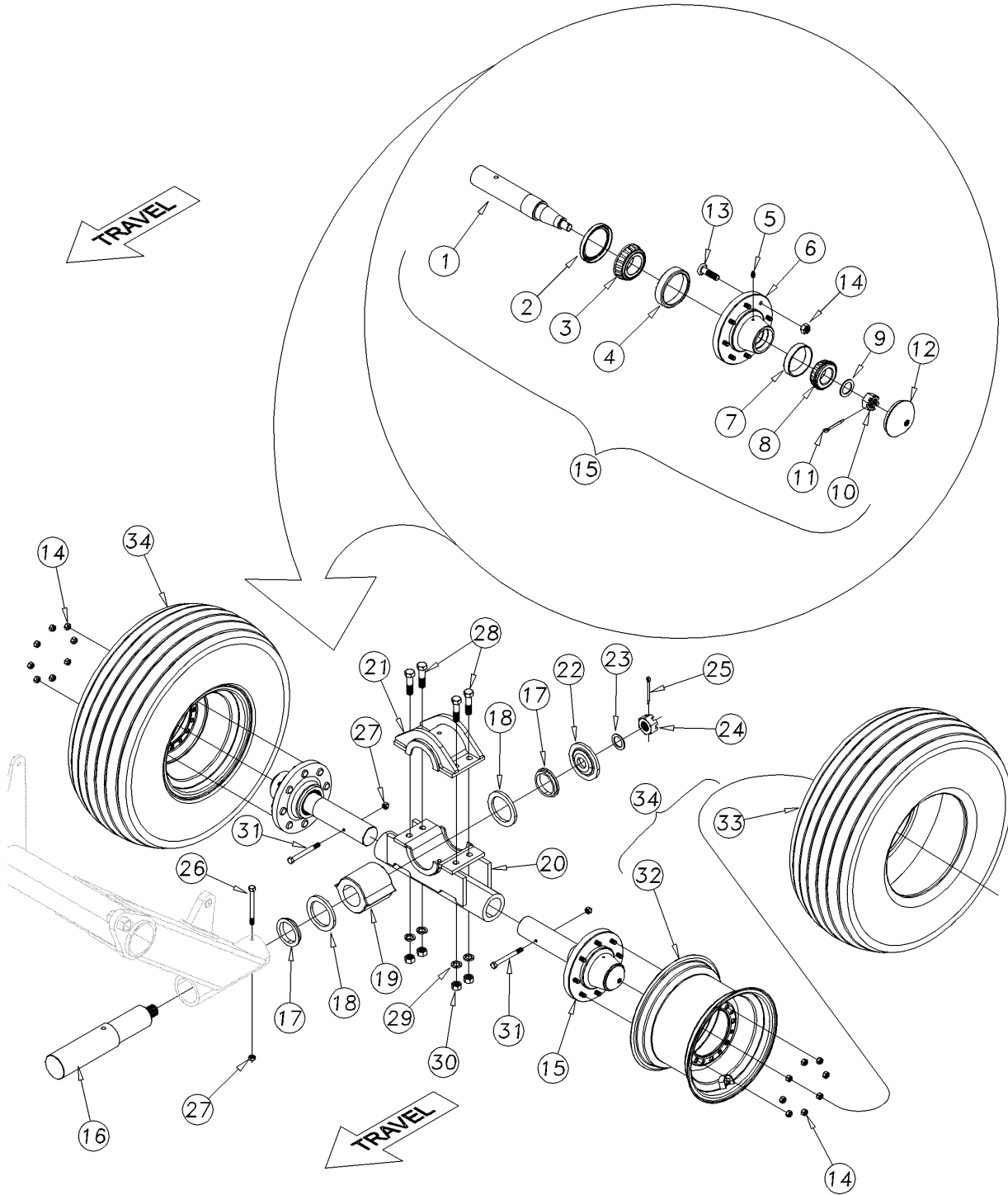
(Applies to TC5109 (A1419X-), TC5111 (A1419X-), TC5113 (A1419X-), TC5115 (A1419X-), TC5313 (A1419X-), TC5315 (A1419X-) only)

Ref	Part No.	Part Description	Comments	Revision
	dwg41153	Image No.		
1.	576-114D	AXLE SPINDLE 2 3/4X17 (Q60-8)		
2.	816-220C	SEAL OIL CR27362 3.75X2.75X.44		
3.	822-110C	BRG CONE 2.16ID JLM506849		
4.	822-109C	BRG CUP 3.54OD JLM506810		
5.	800-001C	GREASE ZERK STRAIGHT 1/4-28		
6.	815-164C	HUB 608 W/CUPS 8-BOLTS 8" BC		
7.	822-053C	BRG CUP 2.89ODX.58WD #LM501310		
8.	822-048C	BRG CONE 1.62IDX.78WD#LM501349		
9.	148-404D	1 HARDENED SPINDLE WASHER		
10.	803-095C	NUT HEX SLOTTED 1-14		
11.	805-017C	PIN COTTER 3/16 X 1 3/4 PLT		
12.	890-277C	GREASE CAP 3.125 X .38		
13.	802-182C	HUB STUD 5/8-18X2 1/2 GR5		
14.	803-219C	NUT LUG 5/8-18 X 90 DEG PLT		
15.	815-251C	HUB 8-BOLT SPINDLE 2.75X17 608	Include items 1 thru 14	
16.	802-413C	HHCS 1/2-13X4 1/2 GR5		
17.	803-342C	NUT HEX TOP LOCK 1/2-13 PLT		
18.	814-223C	WHEEL 15X10 8 BOLT WHITE		
19.	814-247C	TIRE 12.5L X 15 12 PLY	Models 5109-5115, 5313 & 5315	
19.	814-255C	TIRE 12.5LX15 LOAD F FIRESTONE	Models 5317-5323	
20.	814-248C	TIRE/WHL 12.5LX15 12 PLY WHITE	Include items 19 & 20 Models 5109-5115, 5313 & 5315	
20.	814-256C	TIRE/WHL 12.5LX15 LD F WHT FST	Include items 19 & 20 Models 5317-5323	

[Table of Contents](#) [Part Number Index](#)

TC5317-TC5323 Center Transport Assembly

(Applies to TC5317 (A1419X-), TC5319 (A1419X-), TC5321 (A1419X-), TC5323 (A1419X-) only)



41299

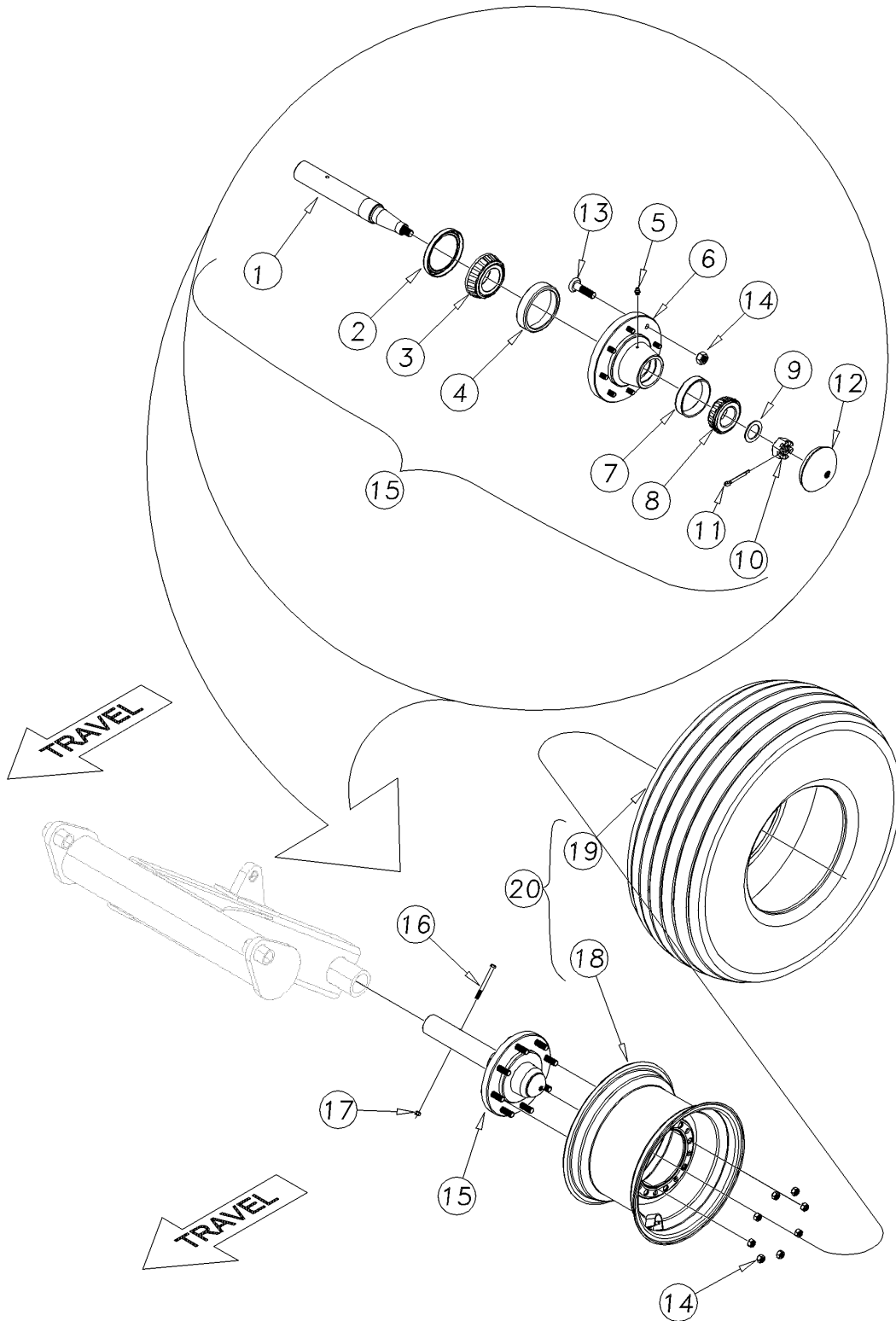
TC5317-TC5323 Center Transport Assembly

(Applies to TC5317 (A1419X-), TC5319 (A1419X-), TC5321 (A1419X-), TC5323 (A1419X-) only)

Ref	Part No.	Part Description	Comments	Revision
	dwg41299	Image No.		
1.	576-114D	AXLE SPINDLE 2 3/4X17 (Q60-8)		
2.	816-220C	SEAL OIL CR27362 3.75X2.75X.44		
3.	822-110C	BRG CONE 2.16ID JLM506849		
4.	822-109C	BRG CUP 3.54OD JLM506810		
5.	800-001C	GREASE ZERK STRAIGHT 1/4-28		
6.	815-164C	HUB 608 W/CUPS 8-BOLTS 8" BC		
7.	822-053C	BRG CUP 2.89ODX.58WD #LM501310		
8.	822-048C	BRG CONE 1.62IDX.78WD#LM501349		
9.	148-404D	1 HARDENED SPINDLE WASHER		
10.	803-095C	NUT HEX SLOTTED 1-14		
11.	805-017C	PIN COTTER 3/16 X 1 3/4 PLT		
12.	890-277C	GREASE CAP 3.125 X .38		
13.	802-182C	HUB STUD 5/8-18X2 1/2 GR5		
14.	803-219C	NUT LUG 5/8-18 X 90 DEG PLT		
15.	815-251C	HUB 8-BOLT SPINDLE 2.75X17 608	Include items 1 thru 14	
16.	566-148D	SPINDLE PIVOT TURBO-CHISEL		
17.	586-391D	PLASTIC COLLAR		
18.	586-390D	WEAR RING		
19.	816-642C	RUBBER 5.18ODX3.04IDX5.12		
20.	566-119H	WALKING AXLE RECEIVER		
21.	586-173H	WALKING AXLE BRACKET		
22.	566-149D	PIVOT SPINDLE WASHER		
23.	804-063C	WASHER MACH 2.25 X 1.50 X 10GA		
24.	803-239C	NUT HEX SLOTTED 1 1/2-12 PLT		
25.	805-115C	PIN COTTER 1/4 X 3 PLT		
26.	802-820C	HHCS 1/2-13X6 GR8		
27.	803-342C	NUT HEX TOP LOCK 1/2-13 PLT		
28.	802-841C	HHCS 3/4-10X2 1/2 GR8		
29.	804-023C	WASHER LOCK SPRING 3/4 PLT		
30.	803-027C	NUT HEX 3/4-10 PLT		
31.	802-045C	HHCS 1/2-13X5 GR5		
32.	814-223C	WHEEL 15X10 8 BOLT WHITE		
33.	814-255C	TIRE 12.5LX15 LOAD F FIRESTONE		
34.	814-256C	TIRE/WHL 12.5LX15 LD F WHT FST	Include items 32 & 33	

TC5317 & TC5319 Wing Transport Assembly

(Applies to TC5317 (A1419X-), TC5319 (A1419X-) only)



41154

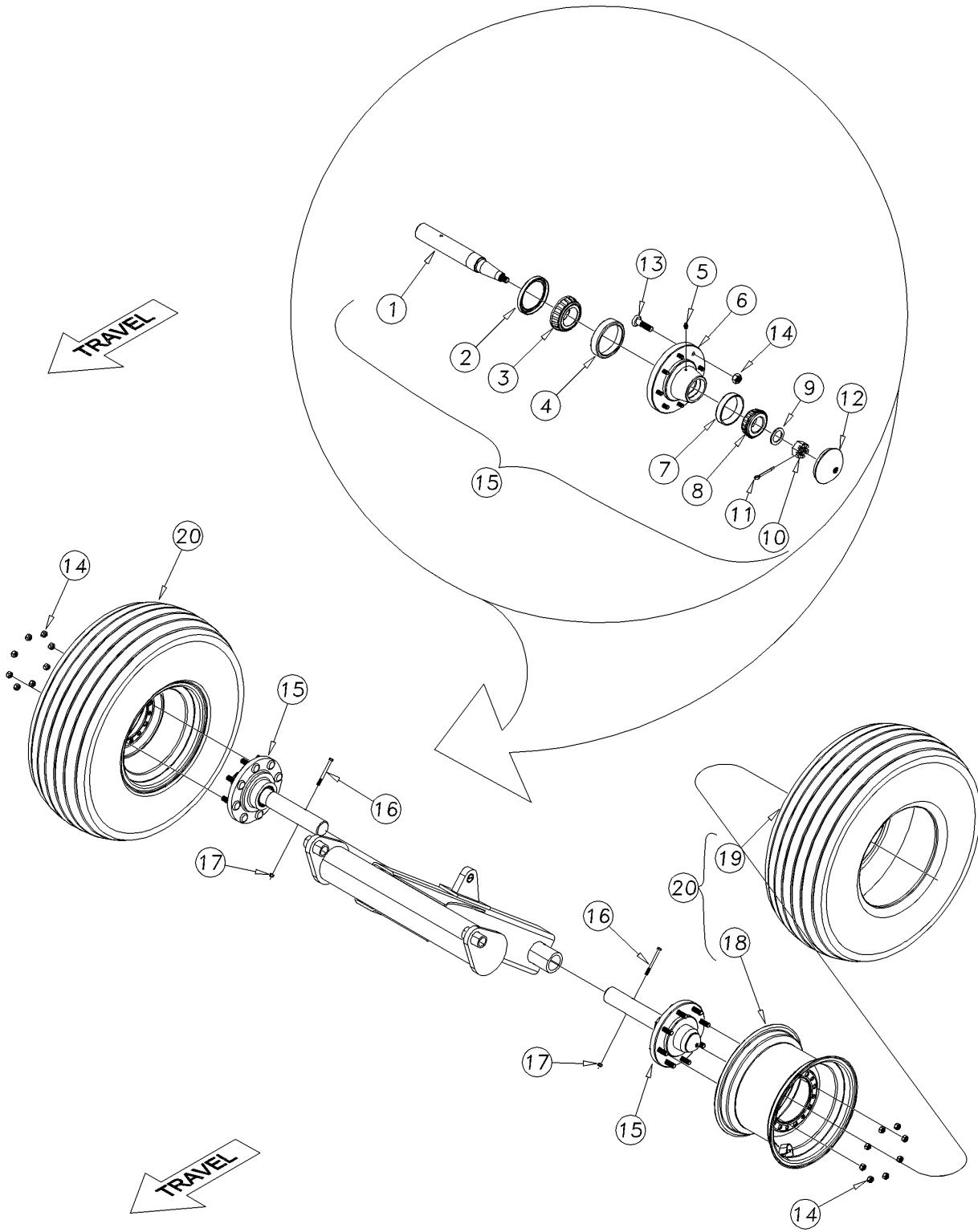
TC5317 & TC5319 Wing Transport Assembly

(Applies to TC5317 (A1419X-), TC5319 (A1419X-) only)

Ref	Part No.	Part Description	Comments	Revision
	dwg41154	Image No.		
1.	560-236D	AXLE SPINDLE 2.25X16.5 Q45-8B		
2.	816-529C	HUB SEAL Q458 (TCM 223063TB-H)		
3.	822-169C	BRG CONE 1.78ID LM603049		
4.	822-168C	BRG CUP 3.06OD LM603011		
5.	800-130C	ZERK GREASE STRAIGHT 1/8-27MPT		
6.	815-229C	HUB 458 W/CUPS 8-BOLTS 8" BC		
7.	822-020C	BEARING CUP LM-67010		
8.	822-021C	BEARING CONE LM-67048		
9.	804-008C	WASHER FLAT 3/4 HARD USS		
10.	803-053C	NUT HEX SLOTTED 3/4-16		
11.	805-089C	PIN COTTER 5/32 X 1 1/2 LONG		
12.	890-781C	GREASE CAP 2.448X1.12X.25		
13.	802-182C	HUB STUD 5/8-18X2 1/2 GR5		
14.	803-219C	NUT LUG 5/8-18 X 90 DEG PLT		
15.	815-226C	HUB 8-BOLT SPNDL 2.25X16.5 458	Include items 1 thru 14	
16.	802-802C	HHCS 5/16-18X4 GR8 PLT		Rev. 2
16.	802-882C	HHCS 5/16-18X3 1/2 GR8	Replaced by 802-802C	Rev. 1
17.	803-166C	NUT HEX TOP LOCK 5/16-18 PLT		
18.	814-223C	WHEEL 15X10 8 BOLT WHITE		
19.	814-247C	TIRE 12.5L X 15 12 PLY		
20.	814-248C	TIRE/WHL 12.5LX15 12 PLY WHITE	Include items 18 & 19	

TC5321 & TC5323 Wing Transport Assembly

(Applies to TC5321 (A1419X-), TC5323 (A1419X-) only)



41155

TC5321 & TC5323 Wing Transport Assembly

(Applies to TC5321 (A1419X-), TC5323 (A1419X-) only)

Ref	Part No.	Part Description	Comments	Revision
	dwg41155	Image No.		
1.	560-236D	AXLE SPINDLE 2.25X16.5 Q45-8B		
2.	816-529C	HUB SEAL Q458 (TCM 223063TB-H)		
3.	822-169C	BRG CONE 1.78ID LM603049		
4.	822-168C	BRG CUP 3.06OD LM603011		
5.	800-130C	ZERK GREASE STRAIGHT 1/8-27MPT		
6.	815-229C	HUB 458 W/CUPS 8-BOLTS 8" BC		
7.	822-020C	BEARING CUP LM-67010		
8.	822-021C	BEARING CONE LM-67048		
9.	804-008C	WASHER FLAT 3/4 HARD USS		
10.	803-053C	NUT HEX SLOTTED 3/4-16		
11.	805-089C	PIN COTTER 5/32 X 1 1/2 LONG		
12.	890-781C	GREASE CAP 2.448X1.12X.25		
13.	802-182C	HUB STUD 5/8-18X2 1/2 GR5		
14.	803-219C	NUT LUG 5/8-18 X 90 DEG PLT		
15.	815-226C	HUB 8-BOLT SPNDL 2.25X16.5 458	Includes items 1 thru 14	
16.	802-802C	HHCS 5/16-18X4 GR8 PLT		Rev. 2
16.	802-882C	HHCS 5/16-18X3 1/2 GR8	Replaced by 802-802C	Rev. 1
17.	803-166C	NUT HEX TOP LOCK 5/16-18 PLT		
18.	814-223C	WHEEL 15X10 8 BOLT WHITE		
19.	814-247C	TIRE 12.5L X 15 12 PLY		
20.	814-248C	TIRE/WHL 12.5LX15 12 PLY WHITE	Includes items 18 & 19	

Hydraulic Depth Control Assembly

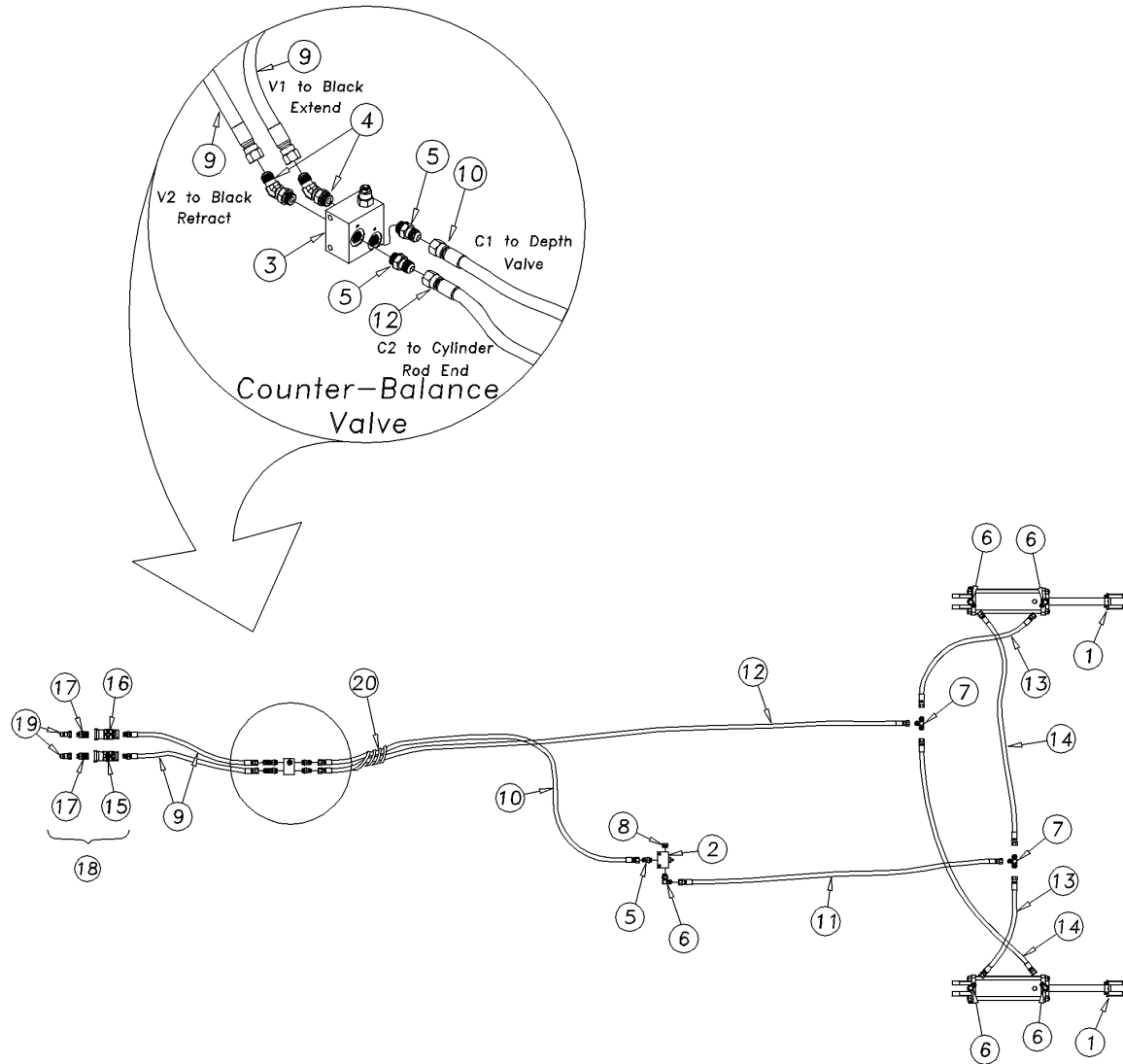
(Applies to TC5109 (A1419X-), TC5111 (A1419X-), TC5113 (A1419X-), TC5115 (A1419X-), TC5313 (A1419X-), TC5315 (A1419X-), TC5317 (A1419X-), TC5319 (A1419X-), TC5321 (A1419X-), TC5323 (A1419X-) only)






Ref	Part No.	Part Description	Comments	Revision
	dwg41158	Image No.		
1.	810-511C	HYD VALVE DEPTH CONTROL CROSS		
2.	802-115C	HHCS 5/16-18X2 GR5		
3.	804-009C	WASHER LOCK SPRING 5/16 PLT		
4.	566-047H	DEPTH STOP TUBE		
5.	802-039C	HHCS 1/2-13X3 GR5		
6.	804-015C	WASHER LOCK SPRING 1/2 PLT		
7.	803-020C	NUT HEX 1/2-13 PLT		
8.	550-200H	DEPTH STOP BRACKET		
9.	550-425D	DEPTH STOP ROD 1/2" THREADED		
10.	550-201H	DEPTH STOP END		
11.	807-216C	SPRING COMP .781D .125W 2.63LG		
12.	804-094C	WASHER FLAT 1/2 HARD ASTM F436		
13.	803-338C	1/2-13 4XPROJECTION WELD NUT		
14.	550-202S	DEPTH STOP ASSEMBLY	INCLUDES ITEMS 8 THRU 13	
15.	802-130C	HHCS 1/2-13X2 1/2 GR5		

Table of Contents Part Number Index

Hydraulic Lift System TC5109-TC5315

(Applies to TC5109 (A1419X-), TC5111 (A1419X-), TC5113 (A1419X-), TC5115 (A1419X-), TC5313 (A1419X-), TC5315 (A1419X-) only)



- | | | |
|--|---|---|
| <p>4 </p> <p>811-690C
EL 45 3/4MORB 3/4MJIC</p> | <p>5 </p> <p>811-088C
AD 3/4 MORB 3/4 MJIC</p> | <p>6 </p> <p>811-063C
EL 3/4MJIC 3/4MORB</p> |
| <p>7 </p> <p>811-078C
3/4 MJIC Tee</p> | <p>8 </p> <p>811-203C
3/4 O-Ring Plug</p> | |

Hydraulic Lift System TC5109-TC5315

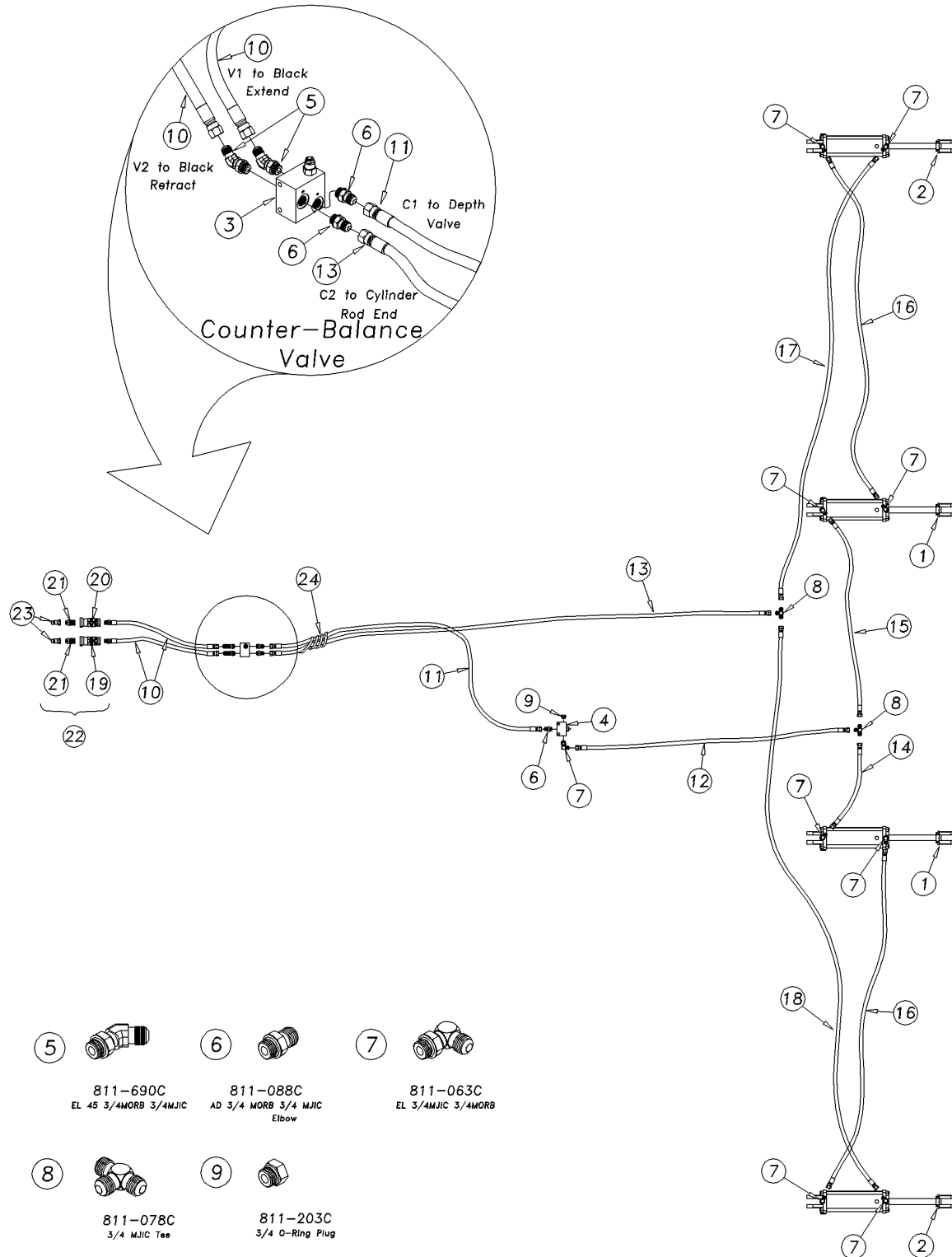
(Applies to TC5109 (A1419X-), TC5111 (A1419X-), TC5113 (A1419X-), TC5115 (A1419X-), TC5313 (A1419X-), TC5315 (A1419X-) only)

Ref	Part No.	Part Description	Comments	Revision
	dwg41161	Image No.		
1.	810-501C	CYL REP 4X10X1.38 ROD (TIE)	Refer to "Hydraulic Cylinder" for breakdown.	
2.	810-511C	HYD VALVE DEPTH CONTROL CROSS		
3.	810-116C	COUNTERBALANCE VALVE MAN. T.T.		
4.	811-690C	EL 45 3/4MORB 3/4MJIC		
5.	811-088C	AD 3/4MORB 3/4MJIC		
6.	811-063C	EL 3/4MJIC 3/4MORB		
7.	811-078C	TE 3/4MJIC		
8.	811-203C	PL 3/4MORB HOLLOW HEX		
9.	841-303C	HH1/2R1 072 3/4FJIC 3/4MORB		
10.	811-833C	HH1/2R1 094 3/4FJIC		
11.	841-304C	HH1/2R1 080 3/4FJIC		
12.	811-842C	HH1/2R1 150 3/4FJIC		
13.	811-831C	HH1/2R1 034 3/4FJIC		
14.	841-251C	HH1/2R1 064 3/4FJIC		
15.	811-913C	HG HANDLE - BLACK RET		
16.	811-826C	HG HANDLE - BLACK EXT		
17.	811-919C	AD 3/4MORB 3/4FORB (HG)		
18.	548-001S	HG PAIR - BLACK MORB-FORB	Includes items 15 thru 17	
19.	811-394C	CP 3/4FORB MALE QD POPPET TYPE		
20.	575-268D	HOSE WRAP,LARGE SIZE,SHORT(8")		
20.	550-123D	HOSE WRAP,SMALL SIZE,SHORT(8")		

Table of Contents Part Number Index

Hydraulic Lift System TC5317-TC5323

(Applies to TC5317 (A1419X-), TC5319 (A1419X-), TC5321 (A1419X-), TC5323 (A1419X-) only)



41162

Hydraulic Lift System TC5317-TC5323

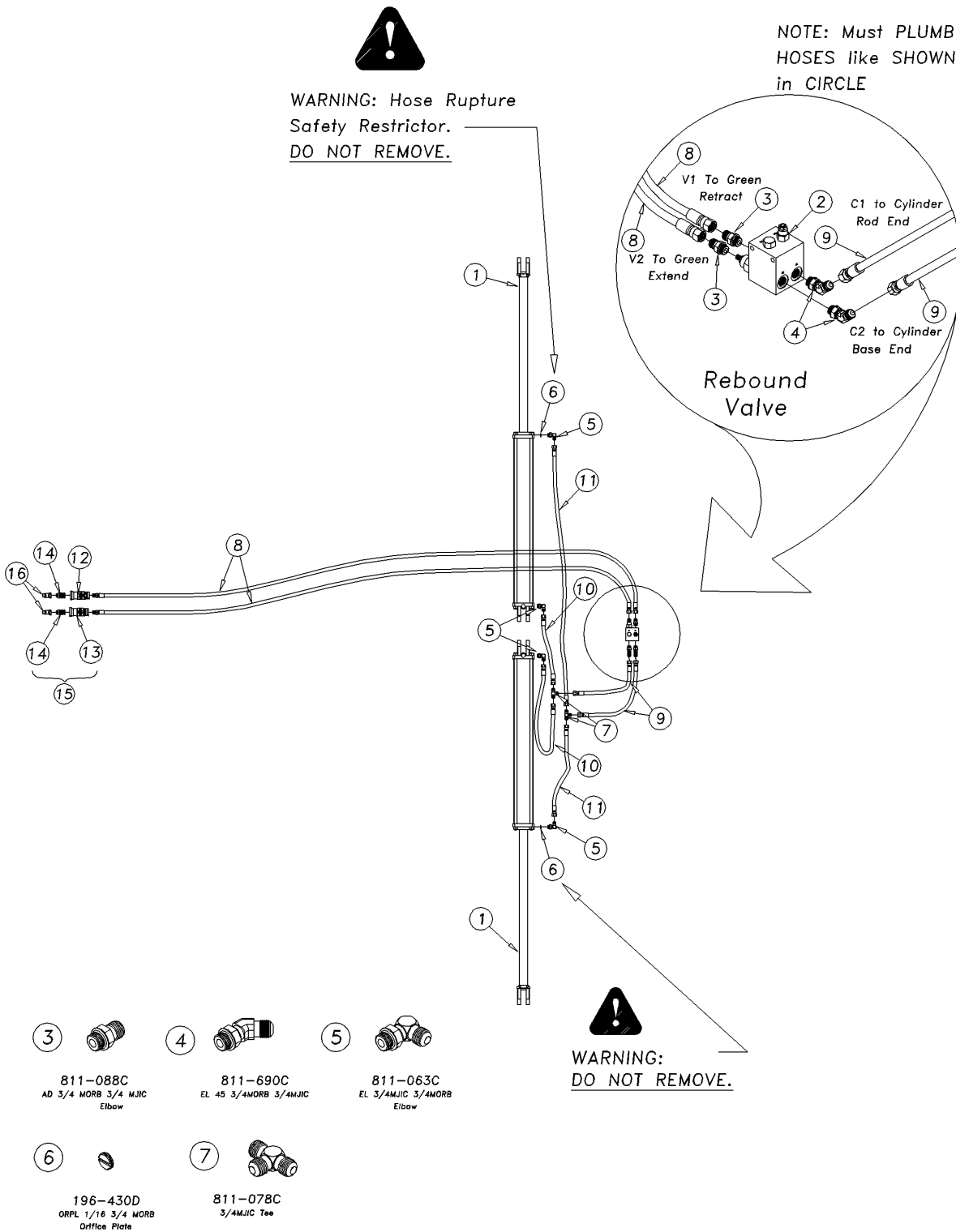
(Applies to TC5317 (A1419X-), TC5319 (A1419X-), TC5321 (A1419X-), TC5323 (A1419X-) only)

Ref	Part No.	Part Description	Comments	Revision
	dwg41162	Image No.		
1.	810-689C	CYL REP 4.5X10X2 ROD (TIE)	(S/N A1095X+) Refer to "Hydraulic Cylinder" for breakdown.	Rev. 2
1.	810-501C	CYL REP 4X10X1.38 ROD (TIE)	(S/N A1094X-)	Rev. 1
2.	810-501C	CYL REP 4X10X1.38 ROD (TIE)	(S/N A1095X+) Refer to "Hydraulic Cylinder" for breakdown.	Rev. 2
2.	810-502C	CYL REP 3.75X10X1.38 ROD (TIE)	(S/N A1094X-)	Rev. 1
3.	810-116C	COUNTERBALANCE VALVE MAN. T.T.		
4.	810-511C	HYD VALVE DEPTH CONTROL CROSS		
5.	811-690C	EL 45 3/4MORB 3/4MJIC		
6.	811-088C	AD 3/4MORB 3/4MJIC		
7.	811-063C	EL 3/4MJIC 3/4MORB		
8.	811-078C	TE 3/4MJIC		
9.	811-203C	PL 3/4MORB HOLLOW HEX		
10.	841-303C	HH1/2R1 072 3/4FJIC 3/4MORB		
11.	811-833C	HH1/2R1 094 3/4FJIC		
12.	841-304C	HH1/2R1 080 3/4FJIC		
13.	811-842C	HH1/2R1 150 3/4FJIC		
14.	811-831C	HH1/2R1 034 3/4FJIC		
15.	841-251C	HH1/2R1 064 3/4FJIC		
16.	841-030C	HH1/2R1 071 3/4FJIC	Model TC5317, TC5319	
16.	841-310C	HH1/2R1 100 3/4FJIC	Model TC5321, TC5323	
17.	841-310C	HH1/2R1 100 3/4FJIC	Model TC5317, TC5319	
17.	811-834C	HH1/2R2 122 3/4FJIC	Model TC5321, TC5323	
18.	841-245C	HH1/2R1 129 3/4FJIC	Model TC5317, TC5319	
18.	841-035C	HH1/2R1 164 3/4FJIC	Model TC5321, TC5323	
19.	811-913C	HG HANDLE - BLACK RET		
20.	811-826C	HG HANDLE - BLACK EXT		
21.	811-919C	AD 3/4MORB 3/4FORB (HG)		
22.	548-001S	HG PAIR - BLACK MORB-FORB	Includes items 19 thru 21	
23.	811-394C	CP 3/4FORB MALE QD POPPET TYPE		
24.	575-268D	HOSE WRAP,LARGE SIZE,SHORT(8")		
24.	550-123D	HOSE WRAP,SMALL SIZE,SHORT(8")		

Table of Contents Part Number Index

Hydraulic Fold System TC5313 & TC5315

(Applies to TC5313 (A1419X-), TC5315 (A1419X-) only)



41163

Hydraulic Fold System TC5313 & TC5315

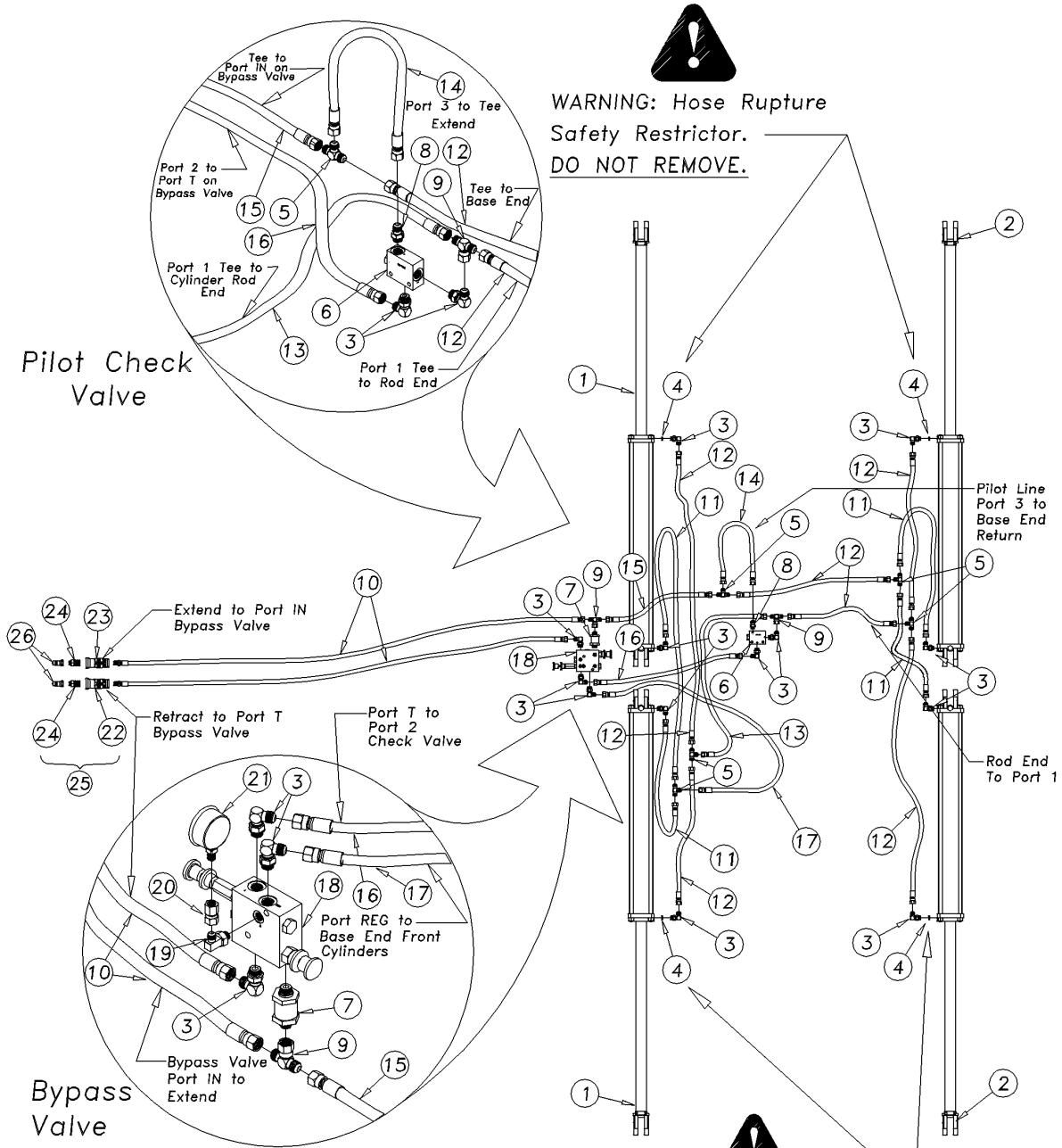
(Applies to TC5313 (A1419X-), TC5315 (A1419X-) only)

Ref	Part No.	Part Description	Comments	Revision
	dwg41163	Image No.		
1.	810-638C	CYL 4X30X2 TIE 40.63 CL 3000#	Refer to "Hydraulic Cylinder" for breakdown.	
2.	810-622C	REBOUND VALVE		
3.	811-088C	AD 3/4MORB 3/4MJIC		
4.	811-690C	EL 45 3/4MORB 3/4MJIC		
5.	811-063C	EL 3/4MJIC 3/4MORB		
6.	196-430D	ORIFICE PLATE 1/16 3/4MORB		
7.	811-078C	TE 3/4MJIC		
8.	811-902C	HH3/8R2 220 3/4MORB 3/4FJIC		
9.	841-008C	HH3/8R2 017 3/4FJIC		
10.	841-004C	HH3/8R2 011 3/4FJIC		
11.	811-838C	HH3/8R2 042 3/4FJIC		
12.	811-916C	HG HANDLE - GREEN RET		
13.	811-915C	HG HANDLE - GREEN EXT		
14.	811-919C	AD 3/4MORB 3/4FORB (HG)		
15.	548-003S	HG Pair Green MORB-FORB	Includes items 12 thru 14	
16.	811-394C	CP 3/4FORB MALE QD POPPET TYPE		

Table of Contents Part Number Index

Hydraulic Fold System TC5317-TC5323

(Applies to TC5317 (A1419X-), TC5319 (A1419X-), TC5321 (A1419X-), TC5323 (A1419X-) only)



WARNING: Hose Rupture Safety Restrictor. DO NOT REMOVE.

WARNING: DO NOT REMOVE.

- | | | | |
|--|--|--|---|
|
3
811-063C
EL 3/4MJIC 3/4MORB
Elbow |
4
196-430D
ORPL 1/16 3/4 MORB
Orifice Plate |
5
811-078C
3/4MJIC Tee | |
|
8
811-584C
3/4MJIC Tee |
9
811-079C
TE 3/4FJIC 3/4MJIC
3/4MJIC |
19
811-065C
EL 9/16MJIC 9/16MORB |
20
811-582C
AD 9/16FJIC 1/4FNPT |

41165

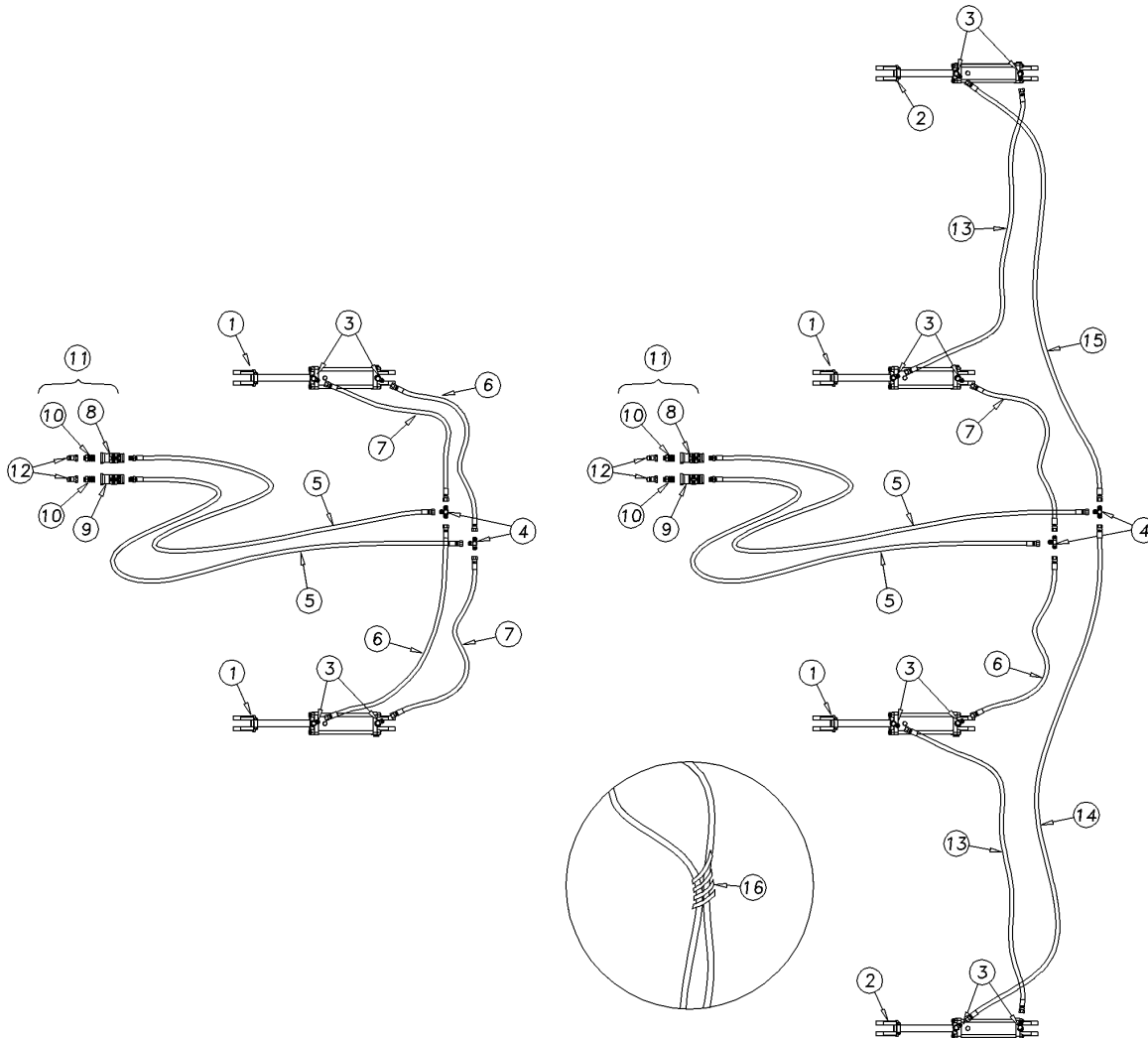
Hydraulic Fold System TC5317-TC5323

(Applies to TC5317 (A1419X-), TC5319 (A1419X-), TC5321 (A1419X-), TC5323 (A1419X-) only)

Ref	Part No.	Part Description	Comments	Revision
	dwg41165	Image No.		
1.	810-495C	CYL 4X36X2 TIE 46.25 CL 3000#	Refer to "Hydraulic Cylinder" for breakdown.	
2.	810-489C	CYL 4X36X1.5 TIE 46.63 CL 3000	Refer to "Hydraulic Cylinder" for breakdown.	
3.	811-063C	EL 3/4MJIC 3/4MORB		
4.	196-430D	ORIFICE PLATE 1/16 3/4MORB		
5.	811-078C	TE 3/4MJIC		
6.	810-131C	PILOT OPERATED CHECK VALVE		
7.	810-532C	FILTER INLINE 3/4MORB 3/4MJIC		
8.	811-584C	AD 9/16MORB 3/4MJIC		
9.	811-079C	TE 3/4FJIC 3/4MJIC 3/4MJIC		
10.	841-361C	HH3/8R2 170 3/4MORB 3/4FJIC		Rev. 2
10.	811-902C	HH3/8R2 220 3/4MORB 3/4FJIC	Replaced by 841-361C	Rev. 1
11.	841-004C	HH3/8R2 011 3/4FJIC		
12.	811-726C	HH3/8R2 044 3/4FJIC 3/4FJIC		
13.	811-939C	HH3/8R2 039 3/4FJIC		
14.	811-686C	HH3/8R2 012 3/4FJIC 3/4FJIC		
15.	811-848C	HH3/8R2 054 3/4FJIC		
16.	811-670C	HH3/8R2 062 3/4FJIC		
17.	811-849C	HH3/8R2 090 3/4FJIC		
18.	810-512C	HYD BYPASS /w WT. TRANS REDUCT		
19.	811-065C	EL 9/16MJIC 9/16MORB		
20.	811-582C	AD 9/16FJIC 1/4FNPT		
21.	810-300C	PRESSURE GAUGE 3000 PSI		
22.	811-916C	HG HANDLE - GREEN RET		
23.	811-915C	HG HANDLE - GREEN EXT		
24.	811-919C	AD 3/4MORB 3/4FORB (HG)		
25.	548-003S	HG Pair Green MORB-FORB		
26.	811-394C	CP 3/4FORB MALE QD POPPET TYPE	Includes items 22-24	

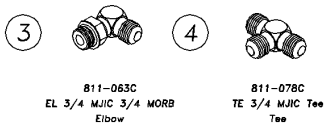
Hydraulic Gang Layout

(Applies to TC5109 (A1419X-), TC5111 (A1419X-), TC5113 (A1419X-), TC5115 (A1419X-), TC5313 (A1419X-), TC5315 (A1419X-), TC5317 (A1419X-), TC5319 (A1419X-), TC5321 (A1419X-), TC5323 (A1419X-) only)



Models 5109

Models 5111-5323



41166

Hydraulic Gang Layout

(Applies to TC5109 (A1419X-), TC5111 (A1419X-), TC5113 (A1419X-), TC5115 (A1419X-), TC5313 (A1419X-), TC5315 (A1419X-), TC5317 (A1419X-), TC5319 (A1419X-), TC5321 (A1419X-), TC5323 (A1419X-) only)

Ref	Part No.	Part Description	Comments	Revision
	dwg41166	Image No.		
	dwg41166	Image No.		
	dwg41166	Image No.		
1.	810-639C	CYL REP 3.50X6X1.25 TIE 3000#	5109- 5115, 5313, 5315	
1.	810-639C	CYL REP 3.50X6X1.25 TIE 3000#	5109- 5115, 5313, 5315	
1.	810-639C	CYL REP 3.50X6X1.25 TIE 3000#	TC5109- 5115, 5313, 5315	
1.	810-645C	CYL REP 3.75X6X1.38 TIE 3000#	TC5317- 5323	
1.	810-645C	CYL REP 3.75X6X1.38 TIE 3000#	5317- 5323	
1.	810-645C	CYL REP 3.75X6X1.38 TIE 3000#	5317- 5323	
2.	810-640C	CYL REP 3.25X6X1.25 TIE 3000#	5111- 5115, 5313, 5315	
2.	810-640C	CYL REP 3.25X6X1.25 TIE 3000#	5111- 5115, 5313, 5315	
2.	810-640C	CYL REP 3.25X6X1.25 TIE 3000#	TC5111- 5115, 5313, 5315	
2.	810-639C	CYL REP 3.50X6X1.25 TIE 3000#	TC5317- 5323	
2.	810-639C	CYL REP 3.50X6X1.25 TIE 3000#	5317- 5323	
2.	810-639C	CYL REP 3.50X6X1.25 TIE 3000#	5317- 5323	
3.	811-063C	EL 3/4MJIC 3/4MORB		
3.	811-063C	EL 3/4MJIC 3/4MORB		
3.	811-063C	EL 3/4MJIC 3/4MORB		
4.	811-078C	TE 3/4MJIC		
4.	811-078C	TE 3/4MJIC		
4.	811-078C	TE 3/4MJIC		
5.	811-896C	HH3/8R2 183 3/4MORB 3/4FJIC		
5.	811-896C	HH3/8R2 183 3/4MORB 3/4FJIC		
5.	811-896C	HH3/8R2 183 3/4MORB 3/4FJIC		
6.	811-670C	HH3/8R2 062 3/4FJIC		
6.	811-670C	HH3/8R2 062 3/4FJIC		
6.	811-670C	HH3/8R2 062 3/4FJIC		
7.	841-008C	HH3/8R2 017 3/4FJIC		
7.	841-008C	HH3/8R2 017 3/4FJIC		
7.	841-008C	HH3/8R2 017 3/4FJIC		
8.	811-827C	HG HANDLE - RED RET		
8.	811-827C	HG HANDLE - RED RET		
8.	811-827C	HG HANDLE - RED RET		
9.	811-914C	HG HANDLE - RED EXT		
9.	811-914C	HG HANDLE - RED EXT		
9.	811-914C	HG HANDLE - RED EXT		
10.	811-919C	AD 3/4MORB 3/4FORB (HG)		
10.	811-919C	AD 3/4MORB 3/4FORB (HG)		
10.	811-919C	AD 3/4MORB 3/4FORB (HG)		
11.	548-002S	HG PAIR - RED MORB-FORB		
11.	548-002S	HG PAIR - RED MORB-FORB		
11.	548-002S	HG PAIR - RED MORB-FORB		
12.	811-394C	CP 3/4FORB MALE QD POPPET TYPE		
12.	811-394C	CP 3/4FORB MALE QD POPPET TYPE		
12.	811-394C	CP 3/4FORB MALE QD POPPET TYPE		
13.	811-952C	HH3/8R2 057 3/4FJIC	5111, 5113, 5313, 5115, 5315	
13.	811-952C	HH3/8R2 057 3/4FJIC	TC5111, 5113, 5313, 5115, 5315	
13.	811-952C	HH3/8R2 057 3/4FJIC	5111, 5113, 5313, 5115, 5315	
13.	811-993C	HH3/8R2 075 3/4FJIC	5317, 5319	
13.	811-993C	HH3/8R2 075 3/4FJIC	TC5317, 5319	
13.	811-993C	HH3/8R2 075 3/4FJIC	5317, 5319	
13.	811-978C	HH3/8R2 093 3/4FJIC	5321, 5323	
13.	811-978C	HH3/8R2 093 3/4FJIC	TC5321, 5323	
13.	811-978C	HH3/8R2 093 3/4FJIC	5321, 5323	
14.	811-838C	HH3/8R2 042 3/4FJIC	5111	
14.	811-838C	HH3/8R2 042 3/4FJIC	5111	
14.	811-838C	HH3/8R2 042 3/4FJIC	TC5111	
14.	811-670C	HH3/8R2 062 3/4FJIC	5113, 5115, 5313, 5315	

Hydraulic Gang Layout (continued)

(Applies to TC5109 (A1419X-), TC5111 (A1419X-), TC5113 (A1419X-), TC5115 (A1419X-), TC5313 (A1419X-), TC5315 (A1419X-), TC5317 (A1419X-), TC5319 (A1419X-), TC5321 (A1419X-), TC5323 (A1419X-) only)

Ref	Part No.	Part Description	Comments	Revision
14.	811-670C	HH3/8R2 062 3/4FJIC	TC5113, 5115, 5313, 5315	
14.	811-670C	HH3/8R2 062 3/4FJIC	5113, 5115, 5313, 5315	
14.	811-125C	HH3/8R2 082 3/4FJIC	5317, 5319	
14.	811-125C	HH3/8R2 082 3/4FJIC	5317, 5319	
14.	811-125C	HH3/8R2 082 3/4FJIC	TC5317, 5319	
14.	811-671C	HH3/8R2 099 3/4FJIC	TC5321, 5323	
14.	811-671C	HH3/8R2 099 3/4FJIC	5321, 5323	
14.	811-671C	HH3/8R2 099 3/4FJIC	5321, 5323	
15.	841-006C	HH3/8R2 087 3/4FJIC	5111	
15.	841-006C	HH3/8R2 087 3/4FJIC	5111	
15.	841-006C	HH3/8R2 087 3/4FJIC	TC5111	
15.	841-305C	HH3/8R2 108 3/4FJIC	5113, 5115, 5313, 5315	
15.	841-305C	HH3/8R2 108 3/4FJIC	TC5113, 5115, 5313, 5315	
15.	841-305C	HH3/8R2 108 3/4FJIC	5113, 5115, 5313, 5315	
15.	811-953C	HH3/8R2 129 3/4FJIC	5317, 5319	
15.	811-953C	HH3/8R2 129 3/4FJIC	TC5317, 5319	
15.	811-953C	HH3/8R2 129 3/4FJIC	5317, 5319	
15.	811-550C	HH3/8R2 144 3/4FJIC	TC5321, 5323	
15.	811-550C	HH3/8R2 144 3/4FJIC	5321, 5323	
15.	811-550C	HH3/8R2 144 3/4FJIC	5321, 5323	
16.	575-268D	HOSE WRAP,LARGE SIZE,SHORT(8")		
16.	575-268D	HOSE WRAP,LARGE SIZE,SHORT(8")		
16.	575-268D	HOSE WRAP,LARGE SIZE,SHORT(8")		
16.	550-123D	HOSE WRAP,SMALL SIZE,SHORT(8")		
16.	550-123D	HOSE WRAP,SMALL SIZE,SHORT(8")		
16.	550-123D	HOSE WRAP,SMALL SIZE,SHORT(8")		

Hydraulic Gang Layout (continued)

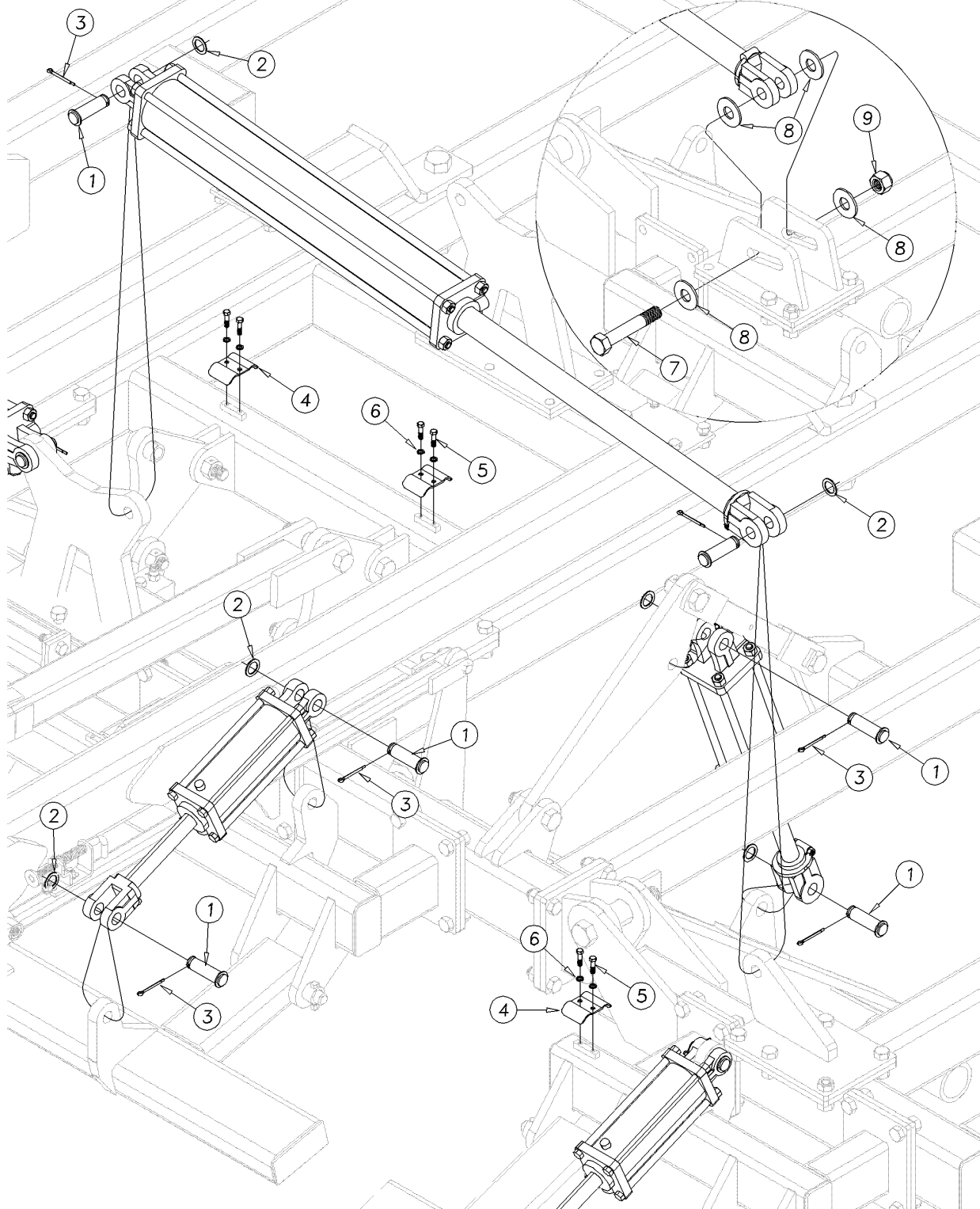
(Applies to TC5109 (A1419X-), TC5111 (A1419X-), TC5113 (A1419X-), TC5115 (A1419X-), TC5313 (A1419X-), TC5315 (A1419X-), TC5317 (A1419X-), TC5319 (A1419X-), TC5321 (A1419X-), TC5323 (A1419X-) only)

This Page Intentionally Left Blank

Hydraulic Details Assembly

(Applies to TC5109 (A1419X-), TC5111 (A1419X-), TC5113 (A1419X-), TC5115 (A1419X-), TC5313 (A1419X-), TC5315 (A1419X-), TC5317 (A1419X-), TC5319 (A1419X-), TC5321 (A1419X-), TC5323 (A1419X-) only)

Models TC5317–TC5323 Wing Fold



41167

Hydraulic Details Assembly

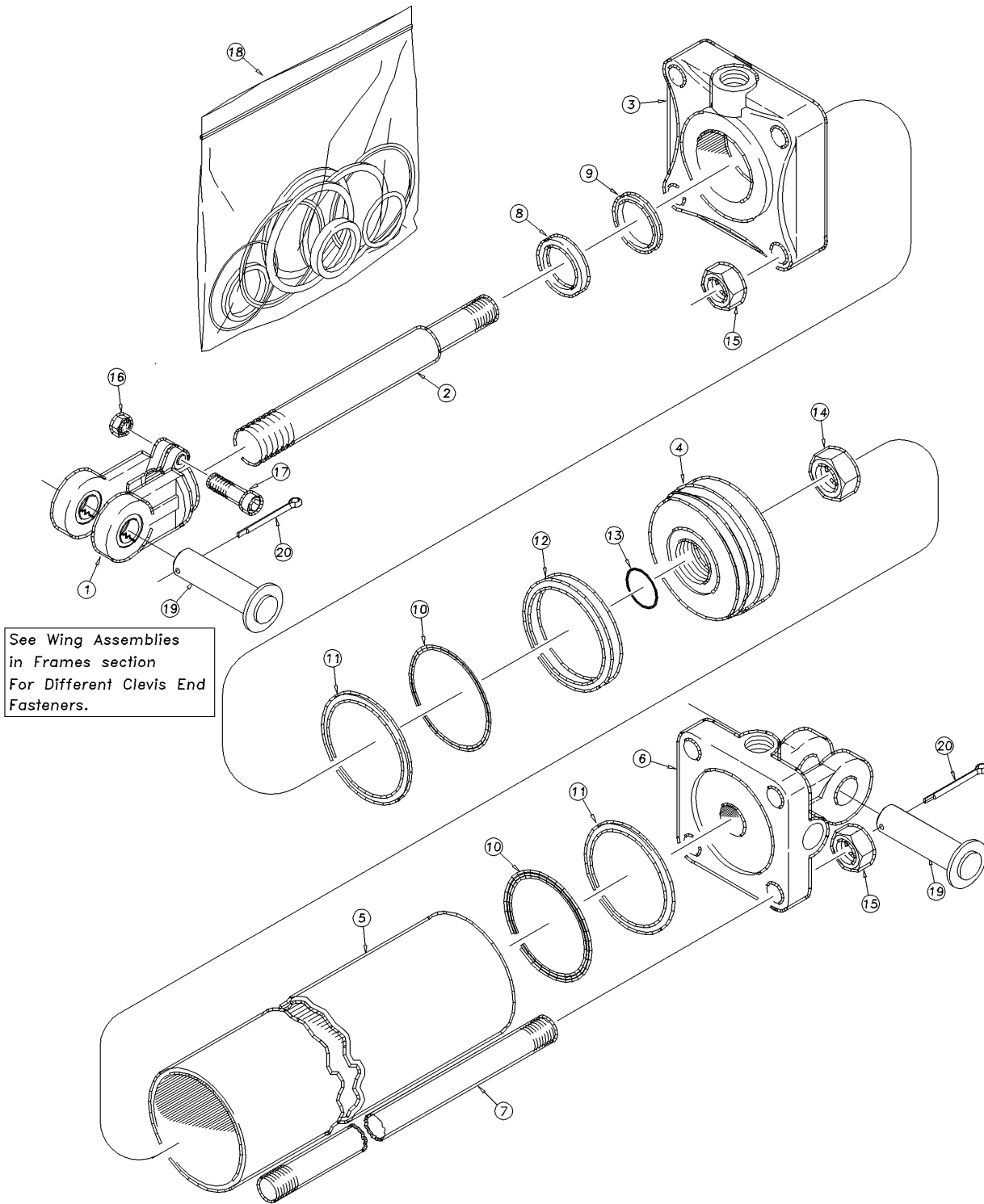
(Applies to TC5109 (A1419X-), TC5111 (A1419X-), TC5113 (A1419X-), TC5115 (A1419X-), TC5313 (A1419X-), TC5315 (A1419X-), TC5317 (A1419X-), TC5319 (A1419X-), TC5321 (A1419X-), TC5323 (A1419X-) only)

Ref	Part No.	Part Description	Comments	Revision
	dwg41167	Image No.		
1.	805-396C	PIN CLEVIS 1 X 3 3/8 USABLE		
2.	804-192C	WASHER MACH 1.5X1.00X.075		
3.	805-058C	PIN COTTER 3/16 X 2		
4.	502-068D	HYD HOSE CLAMP BRACKET		
5.	802-705C	HHCS 5/16-18X5/8	Single set of hoses	
5.	802-010C	HHCS 5/16-18X1 1/4 GR5	Double set of hoses	
5.	802-115C	HHCS 5/16-18X2 GR5	Triple set of hoses	
6.	804-009C	WASHER LOCK SPRING 5/16 PLT		
7.	575-164D	1"X7" GRADE 8 SPECIAL THREAD	Model TC5317-TC5323	
8.	804-028C	WASHER FLAT 1 USS PLT	Model TC5317-TC5323	
9.	803-038C	NUT HEX 1-8 NYLON INSERT PLT	Model TC5317-TC5323	

[Table of Contents](#) [Part Number Index](#)

Hydraulic Cylinder (810-489C 4X36X1.50 ROD)

(Applies to TC5317 (A1419X-), TC5319 (A1419X-), TC5321 (A1419X-), TC5323 (A1419X-) only)



Hydraulic Cylinder (810-489C 4X36X1.50 ROD)

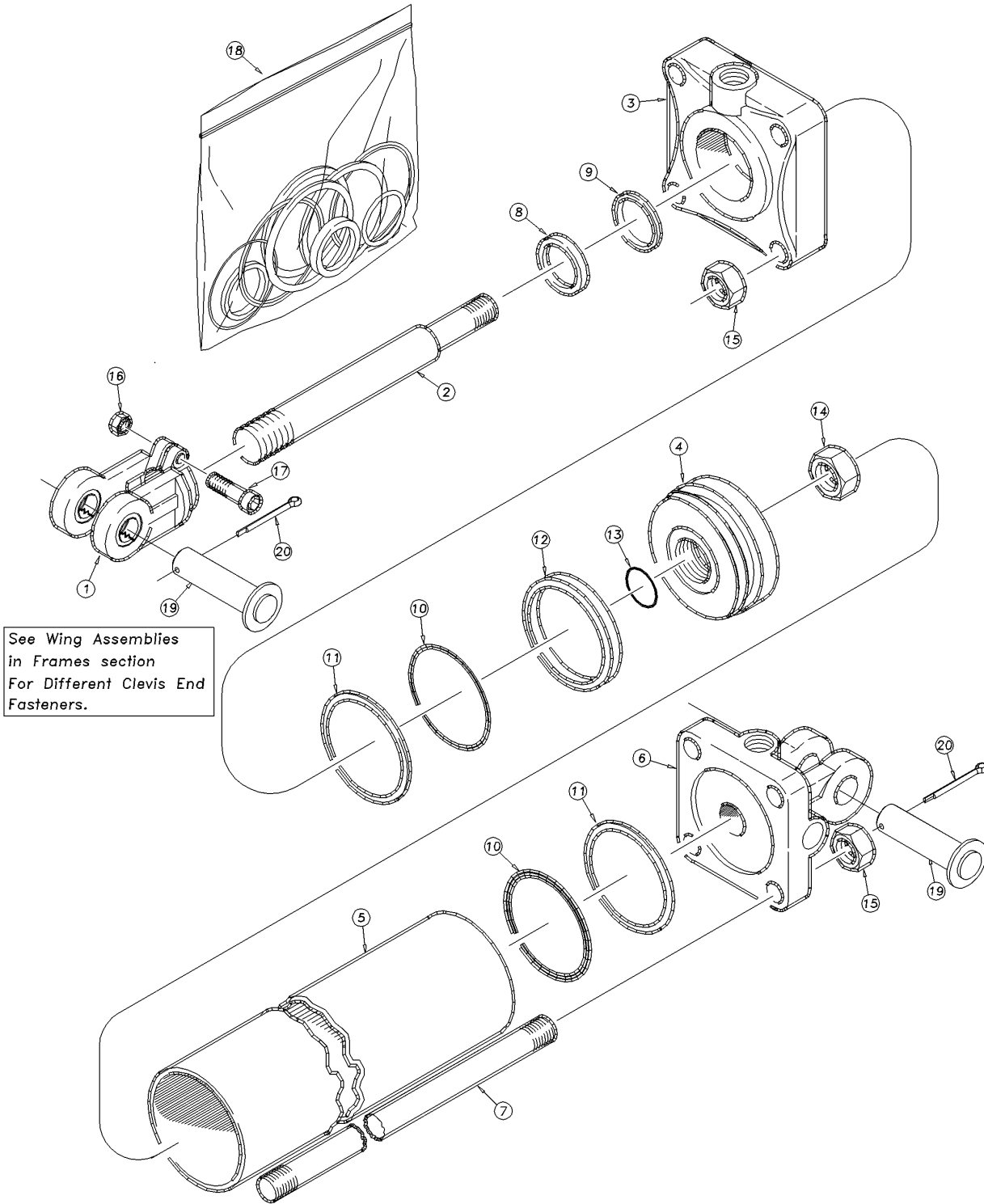
(Applies to TC5317 (A1419X-), TC5319 (A1419X-), TC5321 (A1419X-), TC5323 (A1419X-) only)

Ref	Part No.	Part Description	Comments	Revision
	dwg41913	Image No.		
1.	1M7021-ADI	MW ROD CLEVIS 1.00PN 1.5-12THD		
2.	2S6582NC	MIDWAY ROD		
3.	3R5412	MIDWAY HEAD		
4.	4M6108	MW PISTON		
5.	5M6144	MIDWAY TUBE		
6.	6R5162-ADI	MIDWAY ADI BASE		
7.	7M6344	MIDWAY TIE ROD		
8.		MW WIPER	Only in item 18	
9.		U-CUP	Only in item 18	
10.		O-RING MIDWAY	Only in item 18	
11.		BACK UP MIDWAY	Only in item 18	
12.		CROWN SEAL MIDWAY	Only in item 18	
13.		MW PISTON NUT SEAL	Only in item 18	
14.	2A0024	MW PISTON NUT 1-14		
15.	2A0018	MW TIE ROD NUT		
16.	803-234C	NUT HEX 3/8-16 PLAIN		
17.	802-023C	HHCS 3/8-16X1 3/4 GR5		
18.	810-060C	CYL SEAL KIT-810-031C-5A6104		
19.	805-396C	PIN CLEVIS 1 X 3 1/8 USABLE		
20.	805-058C	PIN COTTER 3/16 X 2		

[Table of Contents](#) [Part Number Index](#)

Hydraulic Cylinder (810-495C 4X36X2 ROD)

(Applies to TC5317 (A1419X-), TC5319 (A1419X-), TC5321 (A1419X-), TC5323 (A1419X-) only)



Hydraulic Cylinder (810-495C 4X36X2 ROD)

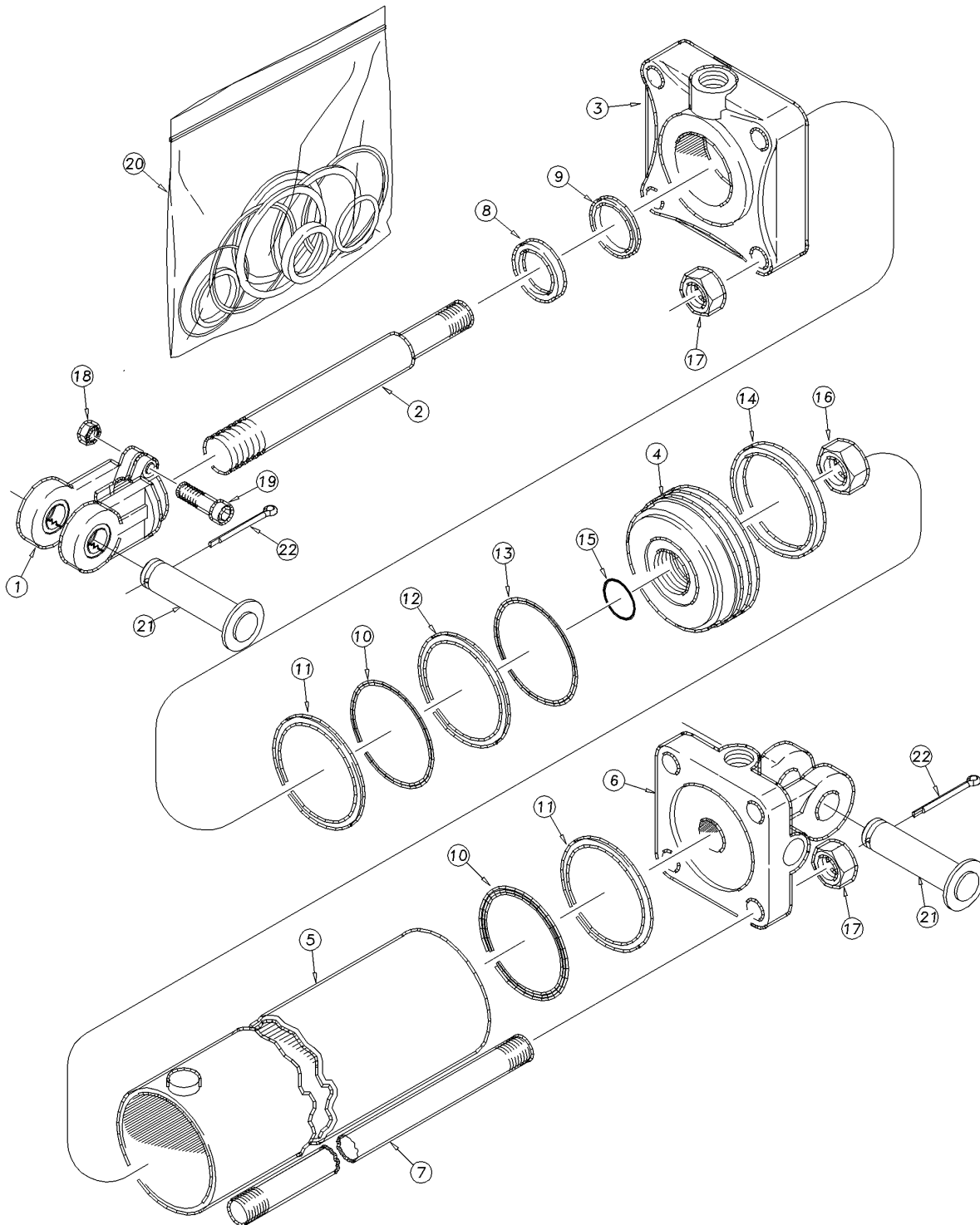
(Applies to TC5317 (A1419X-), TC5319 (A1419X-), TC5321 (A1419X-), TC5323 (A1419X-) only)

Ref	Part No.	Part Description	Comments	Revision
	dwg41913	Image No.		
1.	1M7021-ADI	MW ROD CLEVIS 1.00PN 1.5-12THD		
2.	2S6644NC	MIDWAY ROD		
3.	3R6012	HEAD MIDWAY		
4.	4M6108	MW PISTON		
5.	5M6144	MIDWAY TUBE		
6.	6R5162-ADI	MIDWAY ADI BASE		
7.	7M6344	MIDWAY TIE ROD		
8.		MW WIPER	Only in item 18	
9.		U-CUP	Only in item 18	
10.		O-RING MIDWAY	Only in item 18	
11.		BACK UP MIDWAY	Only in item 18	
12.		CROWN SEAL MIDWAY	Only in item 18	
13.		MW PISTON NUT SEAL	Only in item 18	
14.	2A0024	MW PISTON NUT 1-14		
15.	2A0018	MW TIE ROD NUT		
16.	803-234C	NUT HEX 3/8-16 PLAIN		
17.	802-023C	HHCS 3/8-16X1 3/4 GR5		
18.	810-014C	CYL SEAL KIT 4 X 16 MW 5A6106		
19.	805-396C	PIN CLEVIS 1 X 3 1/8 USABLE		
20.	805-058C	PIN COTTER 3/16 X 2		

[Table of Contents](#) [Part Number Index](#)

Hydraulic Cylinder (810-501C 4X10X1.38 ROD)

(Applies to TC5109 (A1419X-), TC5111 (A1419X-), TC5113 (A1419X-), TC5115 (A1419X-), TC5313 (A1419X-), TC5315 (A1419X-), TC5317 (A1419X-), TC5319 (A1419X-), TC5321 (A1419X-), TC5323 (A1419X-) only)



41918

Hydraulic Cylinder (810-501C 4X10X1.38 ROD)

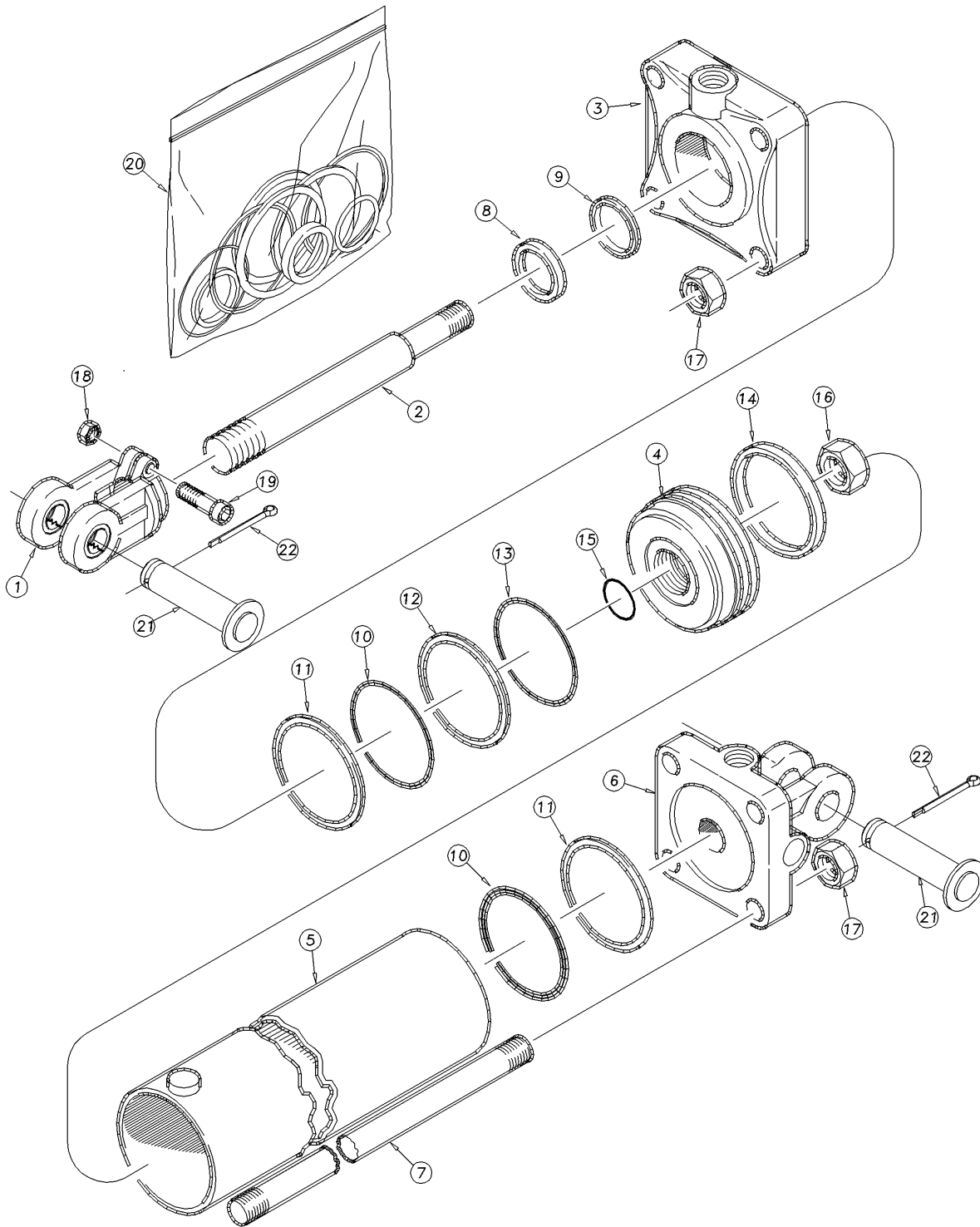
(Applies to TC5109 (A1419X-), TC5111 (A1419X-), TC5113 (A1419X-), TC5115 (A1419X-), TC5313 (A1419X-), TC5315 (A1419X-), TC5317 (A1419X-), TC5319 (A1419X-), TC5321 (A1419X-), TC5323 (A1419X-) only)

Ref	Part No.	Part Description	Comments	Revision
	dwg41918	Image No.		
1.	1M7016-ADI	MIDWAY HARDENED CLEVIS ADI		
2.	2M6816NC	MW ROD 1 3/8 DIA		
3.	3R5840	MW HEAD	(S/N A1061X+)	Rev. 2
3.	3R5812	MW HEAD	(S/N A1060X-)	Rev. 1
4.	4R5109	MW PISTON		
5.	5R5118	MIDWAY TUBE		
6.	6R5164-ADI	MIDWAY ADI BASE		
7.	7M6318	MW TIE ROD 4 X 10 CYLINDER		
8.		MW WIPER SEAL	Only in item 20	
9.		U-CUP	Only in item 20	
10.		O-RING MIDWAY	Only in item 20	
11.		BACK UP MIDWAY	Only in item 20	
12.		TEFLON SEAL	Only in item 20	
13.		LOADER	Only in item 20	
14.		WEAR RING	Only in item 20	
15.		O-RING	Only in item 20	
16.	2A0024	MW PISTON NUT 1-14		
17.	2A0018	MW TIE ROD NUT		
18.	803-234C	NUT HEX 3/8-16 PLAIN		
19.	802-023C	HHCS 3/8-16X1 3/4 GR5		
20.	810-151C	SEAL KIT MW 4 RPH CYL 4A5103		
21.	805-396C	PIN CLEVIS 1 X 3 1/8 USABLE		
22.	805-058C	PIN COTTER 3/16 X 2		

[Table of Contents](#) [Part Number Index](#)

Hydraulic Cylinder (810-502C 3.75X10X1.38 ROD)

(Applies to TC5317 (A1419X-), TC5319 (A1419X-), TC5321 (A1419X-), TC5323 (A1419X-) only)



41918

Hydraulic Cylinder (810-502C 3.75X10X1.38 ROD)

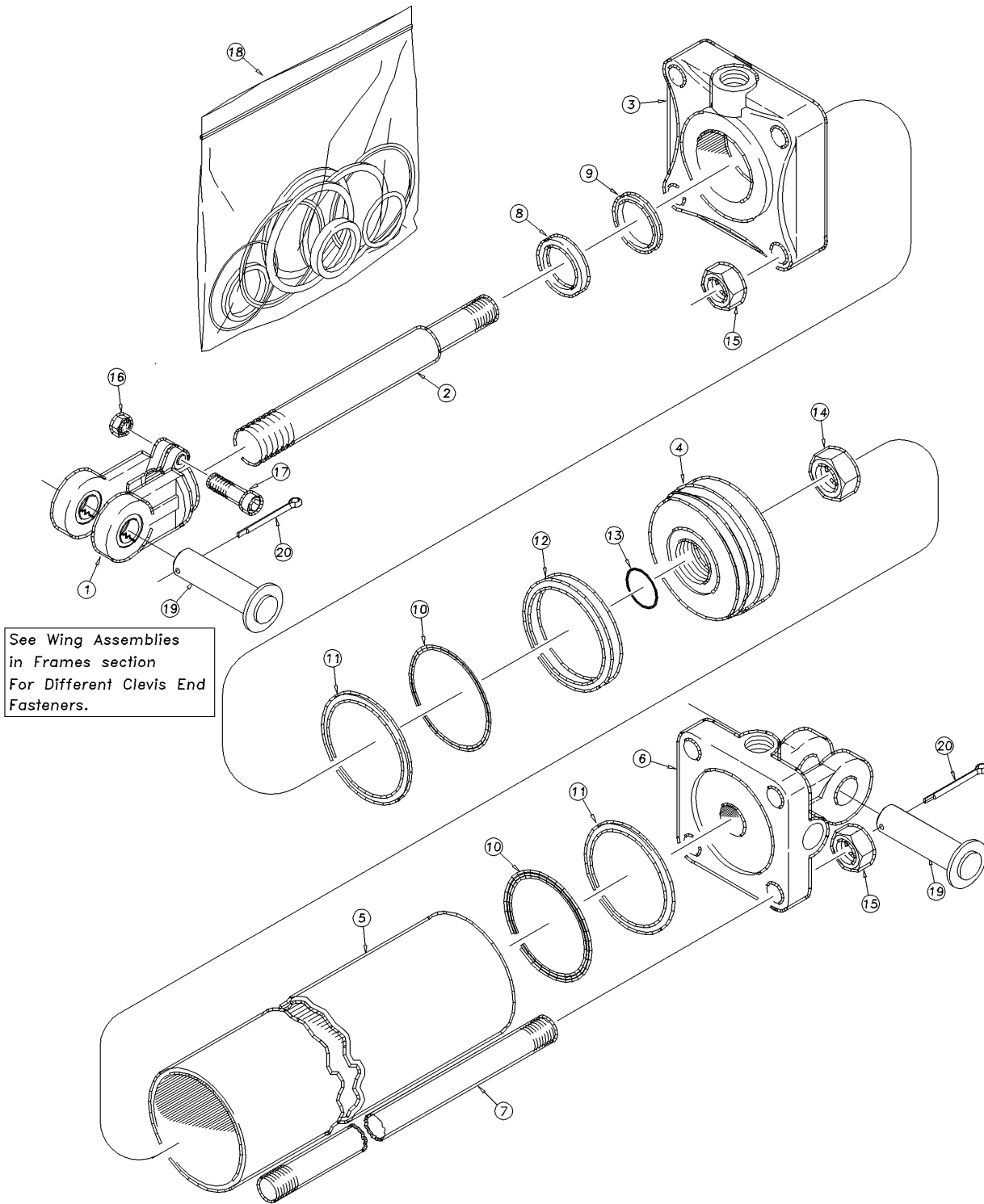
(Applies to TC5317 (A1419X-), TC5319 (A1419X-), TC5321 (A1419X-), TC5323 (A1419X-) only)

Ref	Part No.	Part Description	Comments	Revision
	dwg41918	Image No.		
1.	1M7016-ADI	MIDWAY HARDENED CLEVIS ADI		
2.	2M6816NC	MW ROD 1 3/8 DIA		
3.	3R4840	MW HEAD	(S/N A1061X+)	Rev. 2
3.	3R4812	MW HEAD	(S/N A1060X-)	Rev. 1
4.	4R4109	PISTON MIDWAY		
5.	5R4118	MIDWAY TUBE		
6.	6R4164-ADI	MIDWAY ADI BASE		
7.	7M6318	MW TIE ROD 4 X 10 CYLINDER		
8.		MW WIPER SEAL	Only in item 20	
9.		U-CUP	Only in item 20	
10.		O-RING MIDWAY	Only in item 20	
11.		BACK UP MIDWAY	Only in item 20	
12.		TEFLON SEAL	Only in item 20	
13.		LOADER	Only in item 20	
14.		WEAR RING	Only in item 20	
15.		O-RING	Only in item 20	
16.	2A0024	MW PISTON NUT 1-14		
17.	2A0018	MW TIE ROD NUT		
18.	803-234C	NUT HEX 3/8-16 PLAIN		
19.	802-023C	HHCS 3/8-16X1 3/4 GR5		
20.	810-373C	SEAL KIT MW 3.75X1.375 4A4103		
21.	805-396C	PIN CLEVIS 1 X 3 1/8 USABLE		
22.	805-058C	PIN COTTER 3/16 X 2		

[Table of Contents](#) [Part Number Index](#)

Hydraulic Cylinder (810-638C 4X30X2 ROD)

(Applies to TC5313 (A1419X-), TC5315 (A1419X-) only)



Hydraulic Cylinder (810-638C 4X30X2 ROD)

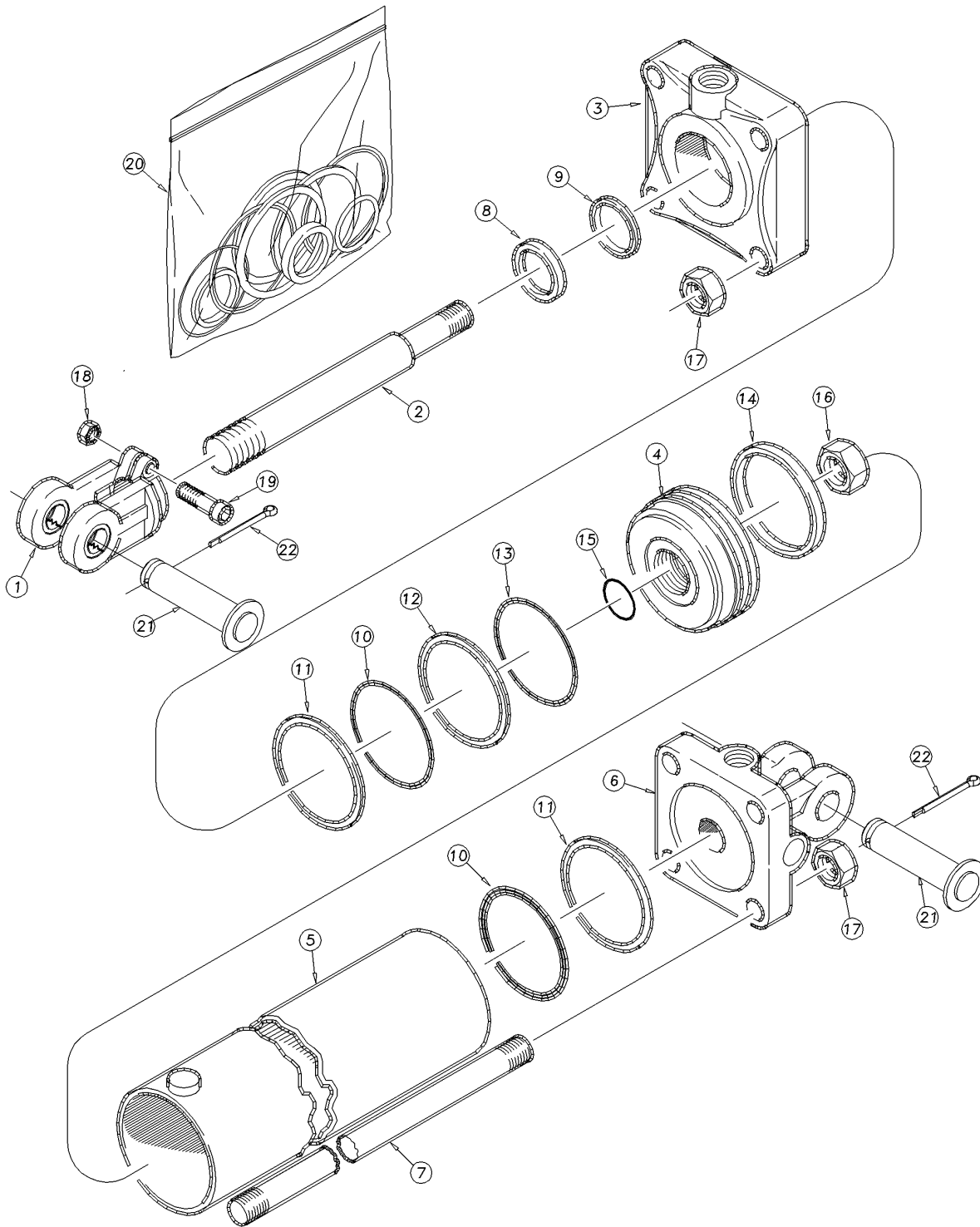
(Applies to TC5313 (A1419X-), TC5315 (A1419X-) only)

Ref	Part No.	Part Description	Comments	Revision
	dwg41913	Image No.		
1.	1M7021-ADI	MW ROD CLEVIS 1.00PN 1.5-12THD		
2.	2S6676NC	MIDWAY ROD		
3.	3R6012	HEAD MIDWAY		
4.	4M6108	MW PISTON		
5.	5M6138	MIDWAY TUBE		
6.	6R5162-ADI	MIDWAY ADI BASE		
7.	7M6338	MIDWAY TIE ROD		
8.		MW WIPER	Only in item 18	
9.		U-CUP	Only in item 18	
10.		O-RING MIDWAY	Only in item 18	
11.		BACK UP MIDWAY	Only in item 18	
12.		CROWN SEAL MIDWAY	Only in item 18	
13.		MW PISTON NUT SEAL	Only in item 18	
14.	2A0024	MW PISTON NUT 1-14		
15.	2A0018	MW TIE ROD NUT		
16.	803-234C	NUT HEX 3/8-16 PLAIN		
17.	802-023C	HHCS 3/8-16X1 3/4 GR5		
18.	810-172C	CYL SEAL KIT		
19.	805-396C	PIN CLEVIS 1 X 3 1/8 USABLE		
20.	805-058C	PIN COTTER 3/16 X 2		

[Table of Contents](#) [Part Number Index](#)

Hydraulic Cylinder (810-639C 3.50X6X1.25 ROD)

(Applies to TC5109 (A1419X-), TC5111 (A1419X-), TC5113 (A1419X-), TC5115 (A1419X-), TC5313 (A1419X-), TC5315 (A1419X-), TC5317 (A1419X-), TC5319 (A1419X-), TC5321 (A1419X-), TC5323 (A1419X-) only)



41918

Hydraulic Cylinder (810-639C 3.50X6X1.25 ROD)

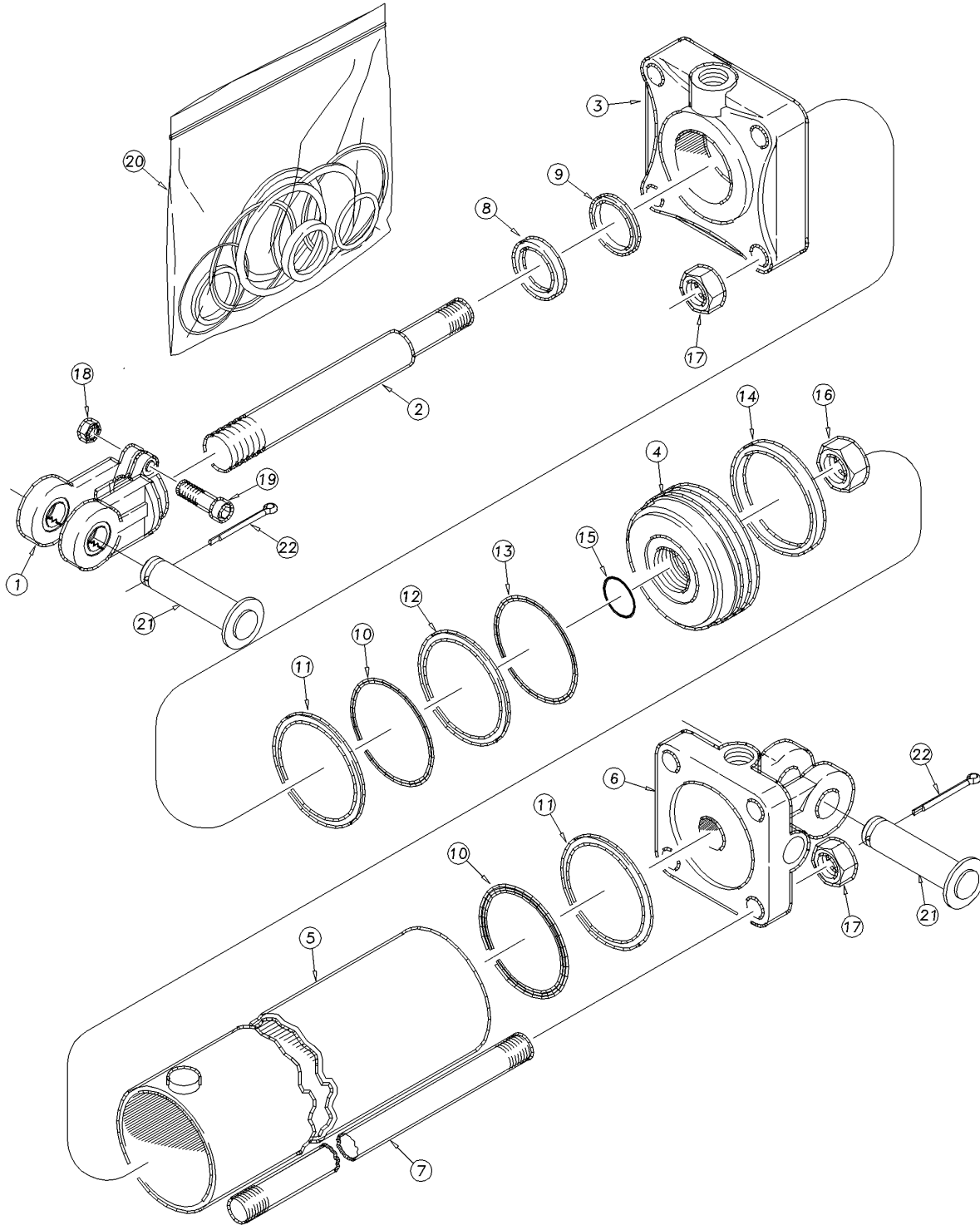
(Applies to TC5109 (A1419X-), TC5111 (A1419X-), TC5113 (A1419X-), TC5115 (A1419X-), TC5313 (A1419X-), TC5315 (A1419X-), TC5317 (A1419X-), TC5319 (A1419X-), TC5321 (A1419X-), TC5323 (A1419X-) only)

Ref	Part No.	Part Description	Comments	Revision
	dwg41918	Image No.		
1.	1M7016-ADI	MIDWAY HARDENED CLEVIS ADI		
2.	2M5414NC	MW ROD 1 3/8 DIA		
3.	3R3412	MW HEAD		
4.	4R3109	PISTON MIDWAY		
5.	5R3114	MIDWAY TUBE		
6.	6R3164-ADI	MIDWAY ADI BASE		
7.	7M5316	MW TIE ROD		
8.		MW WIPER SEAL	Only in item 20	
9.		U-CUP	Only in item 20	
10.		O-RING MIDWAY	Only in item 20	
11.		BACK UP MIDWAY	Only in item 20	
12.		TEFLON SEAL	Only in item 20	
13.		LOADER	Only in item 20	
14.		WEAR RING	Only in item 20	
15.		O-RING	Only in item 20	
16.	2A0024	MW PISTON NUT 1-14		
17.	2A0016	MW TIE ROD NUT		
18.	803-234C	NUT HEX 3/8-16 PLAIN		
19.	802-023C	HHCS 3/8-16X1 3/4 GR5		
20.	810-174C	SEAL KIT MW 3.5 RPHCYL 4A3104		
21.	805-396C	PIN CLEVIS 1 X 3 1/8 USABLE		
22.	805-058C	PIN COTTER 3/16 X 2		

[Table of Contents](#) [Part Number Index](#)

Hydraulic Cylinder (810-640C 3.25X6X1.25 ROD)

(Applies to TC5111 (A1419X-), TC5113 (A1419X-), TC5115 (A1419X-), TC5313 (A1419X-), TC5315 (A1419X-) only)



41918

Hydraulic Cylinder (810-640C 3.25X6X1.25 ROD)

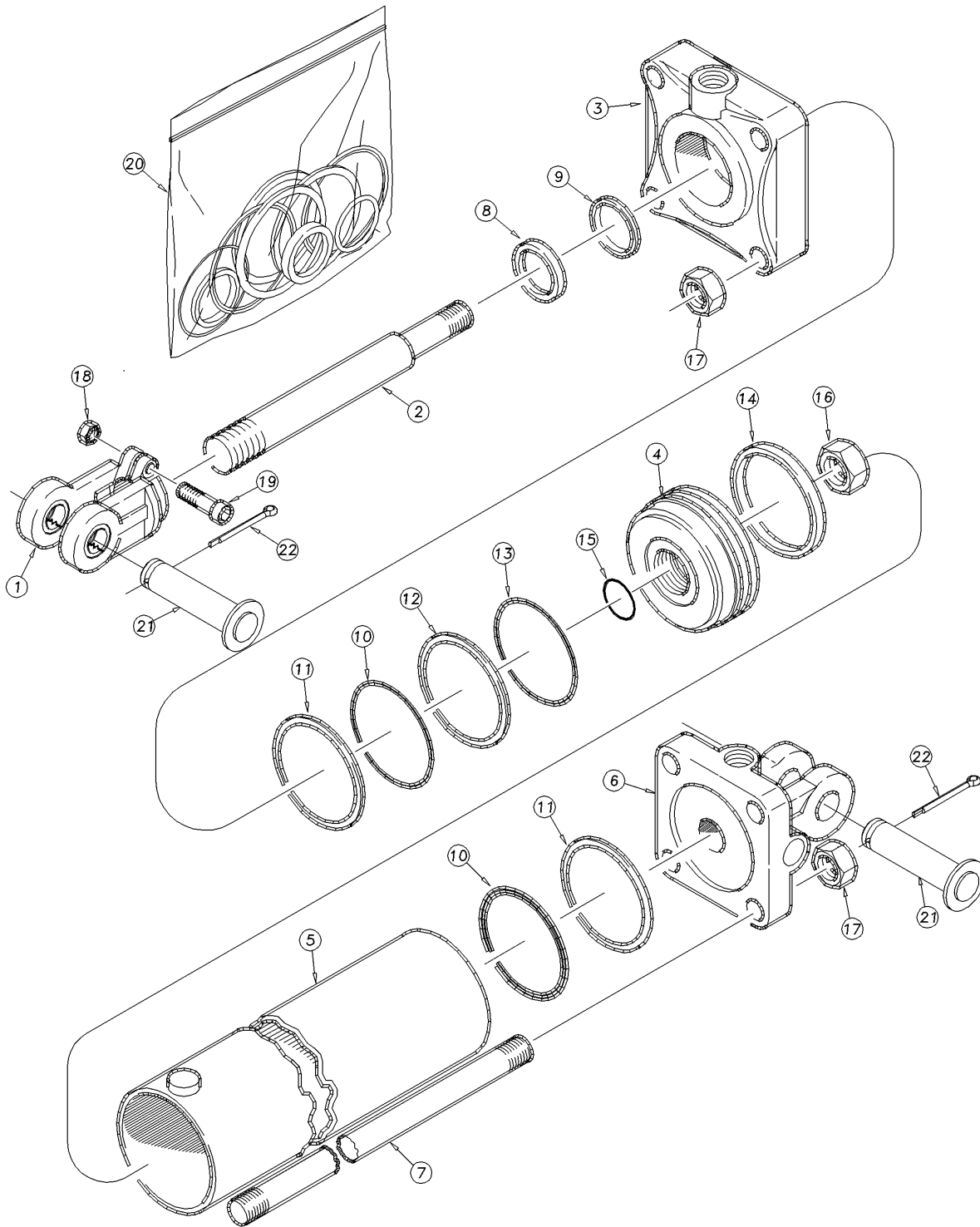
(Applies to TC5111 (A1419X-), TC5113 (A1419X-), TC5115 (A1419X-), TC5313 (A1419X-), TC5315 (A1419X-) only)

Ref	Part No.	Part Description	Comments	Revision
	dwg41918	Image No.		
1.	1M7016-ADI	MIDWAY HARDENED CLEVIS ADI		
2.	2M5414NC	MW ROD 1 3/8 DIA		
3.	3R2412	MW HEAD		
4.	4R2109	PISTON MIDWAY		
5.	5R2114	MIDWAY TUBE		
6.	6R2164-ADI	MIDWAY ADI BASE		
7.	7M5316	MW TIE ROD		
8.		MW WIPER SEAL	Only in item 20	
9.		U-CUP	Only in item 20	
10.		O-RING MIDWAY	Only in item 20	
11.		BACK UP MIDWAY	Only in item 20	
12.		TEFLON SEAL	Only in item 20	
13.		LOADER	Only in item 20	
14.		WEAR RING	Only in item 20	
15.		O-RING	Only in item 20	
16.	2A0024	MW PISTON NUT 1-14		
17.	2A0016	MW TIE ROD NUT		
18.	803-234C	NUT HEX 3/8-16 PLAIN		
19.	802-023C	HHCS 3/8-16X1 3/4 GR5		
20.	810-173C	SEAL KIT MW 3.25 RPHCYL 4A2104		
21.	805-396C	PIN CLEVIS 1 X 3 1/8 USABLE		
22.	805-058C	PIN COTTER 3/16 X 2		

[Table of Contents](#) [Part Number Index](#)

Hydraulic Cylinder (810-645C 3.75X6X1.38 ROD)

(Applies to TC5317 (A1419X-), TC5319 (A1419X-), TC5321 (A1419X-), TC5323 (A1419X-) only)



41918

Hydraulic Cylinder (810-645C 3.75X6X1.38 ROD)

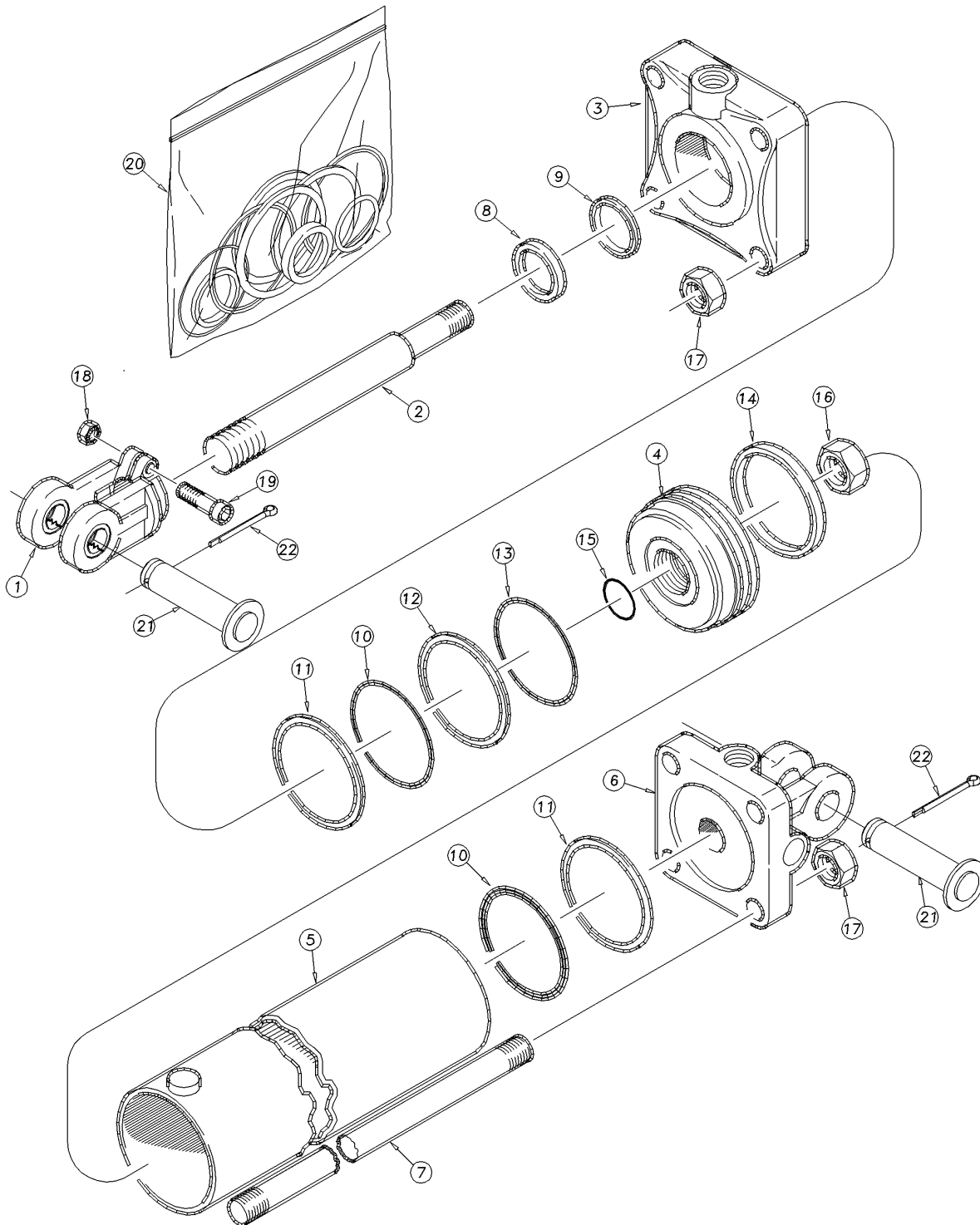
(Applies to TC5317 (A1419X-), TC5319 (A1419X-), TC5321 (A1419X-), TC5323 (A1419X-) only)

Ref	Part No.	Part Description	Comments	Revision
	dwg41918	Image No.		
1.	1M7016-ADI	MIDWAY HARDENED CLEVIS ADI		
2.	2M6814NC	MW ROD		
3.	3R4812	MW HEAD		
4.	4R4109	PISTON MIDWAY		
5.	5R4114	MIDWAY TUBE		
6.	6R4164-ADI	MIDWAY ADI BASE		
7.	7M6314	MW TIE ROD		
8.		MW WIPER SEAL	Only in item 20	
9.		U-CUP	Only in item 20	
10.		O-RING MIDWAY	Only in item 20	
11.		BACK UP MIDWAY	Only in item 20	
12.		TEFLON SEAL	Only in item 20	
13.		LOADER	Only in item 20	
14.		WEAR RING	Only in item 20	
15.		O-RING	Only in item 20	
16.	2A0024	MW PISTON NUT 1-14		
17.	2A0018	MW TIE ROD NUT		
18.	803-234C	NUT HEX 3/8-16 PLAIN		
19.	802-023C	HHCS 3/8-16X1 3/4 GR5		
20.	810-373C	SEAL KIT MW 3.75X1.375 4A4103		
21.	805-396C	PIN CLEVIS 1 X 3 1/8 USABLE		
22.	805-058C	PIN COTTER 3/16 X 2		

[Table of Contents](#) [Part Number Index](#)

Hydraulic Cylinder (810-689C 4.5X10X2 ROD)

(Applies to TC5317 (A1419X-), TC5319 (A1419X-), TC5321 (A1419X-), TC5323 (A1419X-) only)



41918

Hydraulic Cylinder (810-689C 4.5X10X2 ROD)

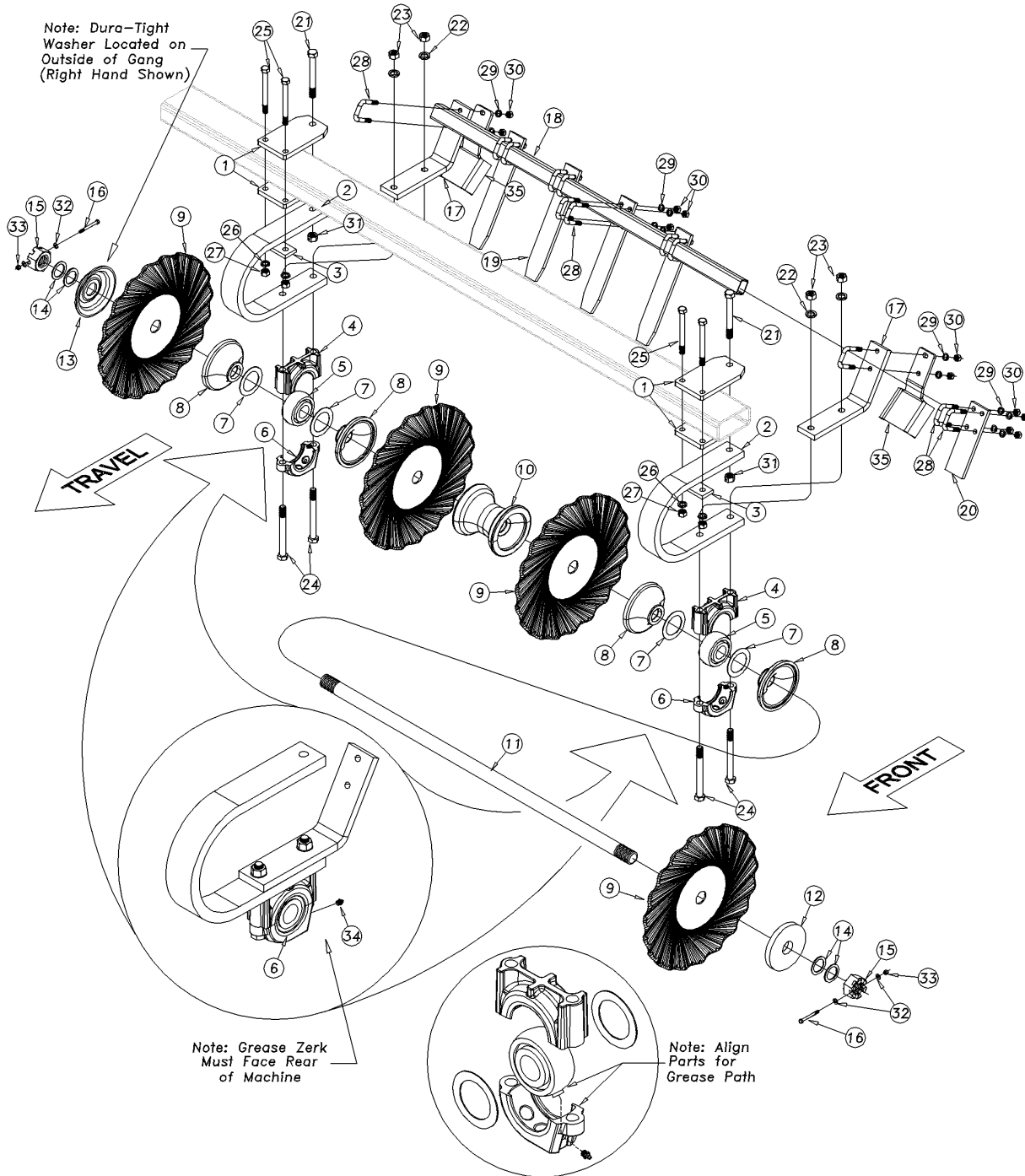
(Applies to TC5317 (A1419X-), TC5319 (A1419X-), TC5321 (A1419X-), TC5323 (A1419X-) only)

Ref	Part No.	Part Description	Comments	Revision
	dwg41918	Image No.		
1.	1M7021-ADI	MW ROD CLEVIS 1.00PN 1.5-12THD		
2.	2S7674NC	ROD		
3.	3R7640	HEAD		
4.	4R7113	PISTON MIDWAY		
5.	5R7118	TUBE		
6.	6R7184-ADI	BASE		
7.	7M7318	MIDWAY TIE ROD F/ 4 1/4 X 10		
8.		MW WIPER SEAL	Only in item 20	
9.		U-CUP	Only in item 20	
10.		O-RING MIDWAY	Only in item 20	
11.		BACK UP MIDWAY	Only in item 20	
12.		TEFLON SEAL	Only in item 20	
13.		LOADER	Only in item 20	
14.		WEAR RING	Only in item 20	
15.		O-RING	Only in item 20	
16.	2A0025	MW PISTON NUT 1 1/4"-12 UNF		
17.	803-257C	MW TIE ROD NUT		
18.	803-234C	NUT HEX 3/4-16 PLAIN		
19.	802-023C	HHCS 3/8-16X1 3/4 GR5		
20.	810-691C	SEAL KIT MW 4.5 RPH CYL 4A7106		
21.	805-396C	PIN CLEVIS 1 X 3 1/8 USABLE		
22.	805-058C	PIN COTTER 3/16 X 2		

Table of Contents Part Number Index

Turbo Gang Assembly

(Applies to TC5109 (A1419X-), TC5111 (A1419X-), TC5113 (A1419X-), TC5115 (A1419X-), TC5313 (A1419X-), TC5315 (A1419X-), TC5317 (A1419X-), TC5319 (A1419X-), TC5321 (A1419X-), TC5323 (A1419X-) only)



Turbo Gang Assembly

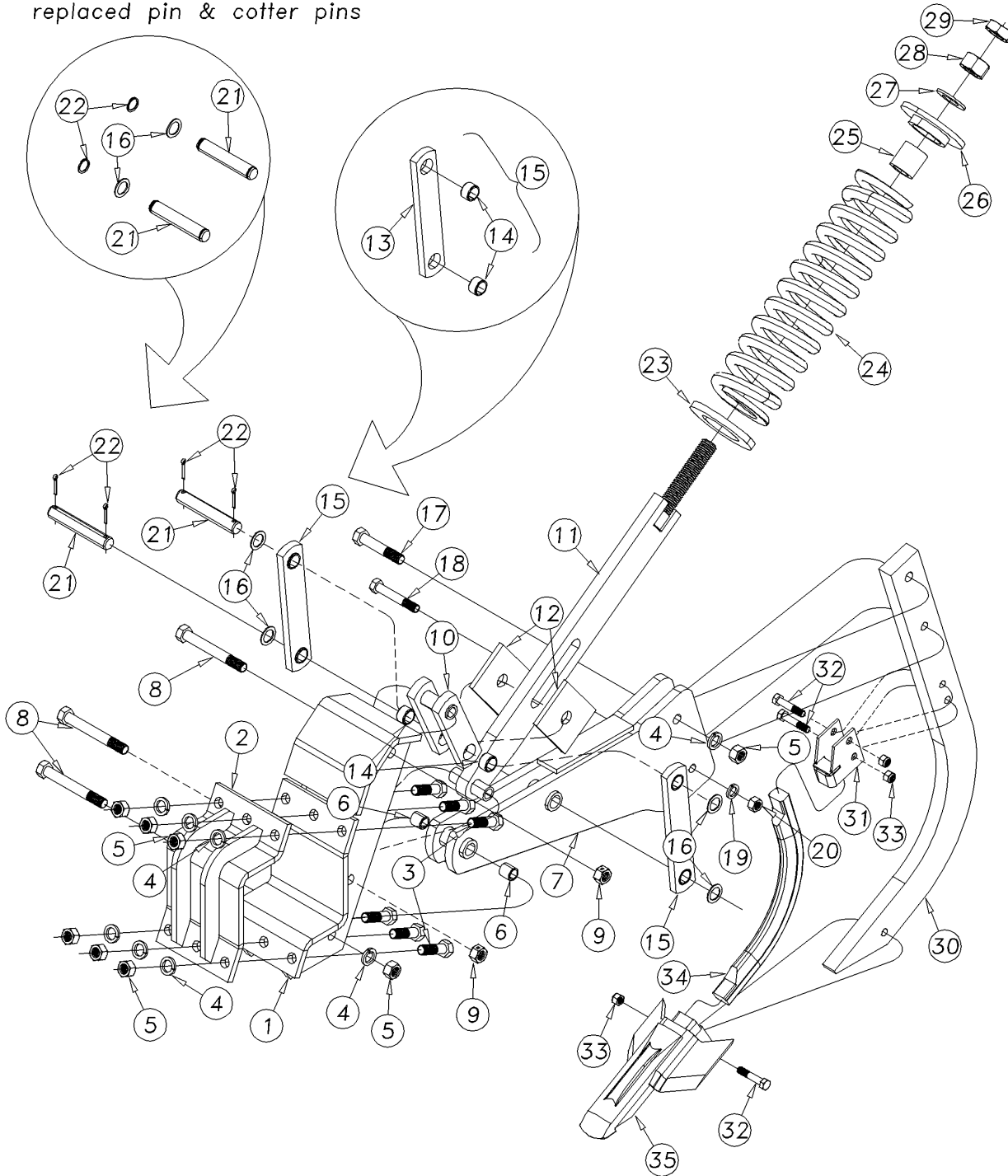
(Applies to TC5109 (A1419X-), TC5111 (A1419X-), TC5113 (A1419X-), TC5115 (A1419X-), TC5313 (A1419X-), TC5315 (A1419X-), TC5317 (A1419X-), TC5319 (A1419X-), TC5321 (A1419X-), TC5323 (A1419X-) only)

Ref	Part No.	Part Description	Comments	Revision
	dwg41148	Image No.		
1.	586-182D	PLATE - TORCHED		
2.	807-229C	C-FLEX BRG HANGER 1X3		
3.	586-186D	GANG BRACKET MOUNT		
4.	812-006CP	CASTING TOP BEARING		
5.	822-026C	BRG INS 1.78ID CDS211TTR23N		
6.	586-187D	CASTING BOTTOM BEARING FINI		
7.	556-375D	BEARING SHIELD		
8.	566-004D	HALF SPOOL TURBO COULTER		
9.	820-350C	COULTER TURBO 22X.197X1.78		
10.	566-003D	FULL SPOOL 7 1/2 TURBO COUL		
11.	567-010D	GANG BOLT - 35 1/2	5 Blade Gang @ 7.5" Space	
11.	567-002D	GANG BOLT - 43	6 Blade Gang @ 7.5" Space	
11.	567-003D	GANG BOLT - 50 1/2	7 Blade Gang @ 7.5" Space	
11.	567-004D	GANG BOLT - 58	8 Blade Gang @ 7.5" Space	
11.	586-087D	GANG BOLT 65 1/2" TURBO TIL	9 Blade Gang @ 7.5" Space	
12.	586-056D	WASHER FLAT 3/4X6 1/2X3/4 T		
13.	804-200C	WASHER DURA-TIGHT 1.81ID X		
14.	804-205C	WASHER MACH 2 1/2X1 3/4X10G		
15.	803-339C	NUT HEX SLOTTED 1 3/4-5 REG		
16.	802-390C	HHCS 5/16-18X3 1/4 GR5		Rev. 2
16.	802-842C	HHCS 1/4-20X3 1/4 GR8	Replaced by 802-390C	Rev. 1
17.	567-001D	SCRAPER BAR MOUNT	(S/N A1174X+)	Rev. 1
18.	567-006D	SCRAPER BAR - 27 1/2		
18.	586-188D	SCRAPER BAR 35" TT		
18.	567-007D	SCRAPER BAR - 42 1/2		
18.	567-008D	SCRAPER BAR - 50		
18.	567-009D	SCRAPER BAR - 57 1/2		
19.	567-005D	SCRAPER - TURBO CHISEL		
20.	586-093D	SCRAPER 9 1/2" TURBO TILL	Requires Lock Nut item 31	
21.	802-070C	HHCS 3/4-10X6 GR5		
22.	804-023C	WASHER LOCK SPRING 3/4 PLT		
23.	803-027C	NUT HEX 3/4-10 PLT		
24.	802-469C	HHCS 3/4-10X8 GR5 PLT	(S/N A1053X+) 802-469C Bolt Must be used when Replacing 812-006CP & 566-187D.	Rev. 3
24.	802-280C	HHCS 3/4-10X7 1/2 GR5	(S/N A1052X-)	Rev. 2
24.	802-095C	HHCS 3/4-10X7 GR5		Rev. 1
25.	802-262C	HHCS 5/8-11X7 GR5		
26.	804-022C	WASHER LOCK SPRING 5/8 P		
27.	803-021C	NUT HEX 5/8-11 PLT		
28.	806-005C	U-BOLT 1/2-13 X 2 X 3 GR 5		
29.	804-015C	WASHER LOCK SPRING 1/2 PLT		
30.	803-020C	NUT HEX 1/2-13 PLT		
31.	803-026C	NUT LOCK 3/4-10 PLT		
32.	804-075C	WASHER FLAT 1/4 USS PLT		
33.	803-084C	NUT HEX NYLOCK 5/16-18 PLT		Rev. 2
33.	803-255C	NUT HEX NYLOCK 1/4-20	Replaced by 803-084C	Rev. 1
34.	800-130C	ZERK GREASE STRAIGHT 1/8-27		
35.	586-648D	DELTA SCRAPER 7.5 SPACING		Rev. 2
35.	567-011D	DELTA SCRAPER TURBO CHISEL		Rev. 1

Toggle Trip Shank Assembly (569-190S)

(Applies to TC5109 (A1419X-), TC5111 (A1419X-), TC5113 (A1419X-), TC5115 (A1419X-), TC5313 (A1419X-), TC5315 (A1419X-), TC5317 (A1419X-), TC5319 (A1419X-), TC5321 (A1419X-), TC5323 (A1419X-) only)

Snap ring pin & snap rings
replaced pin & cotter pins



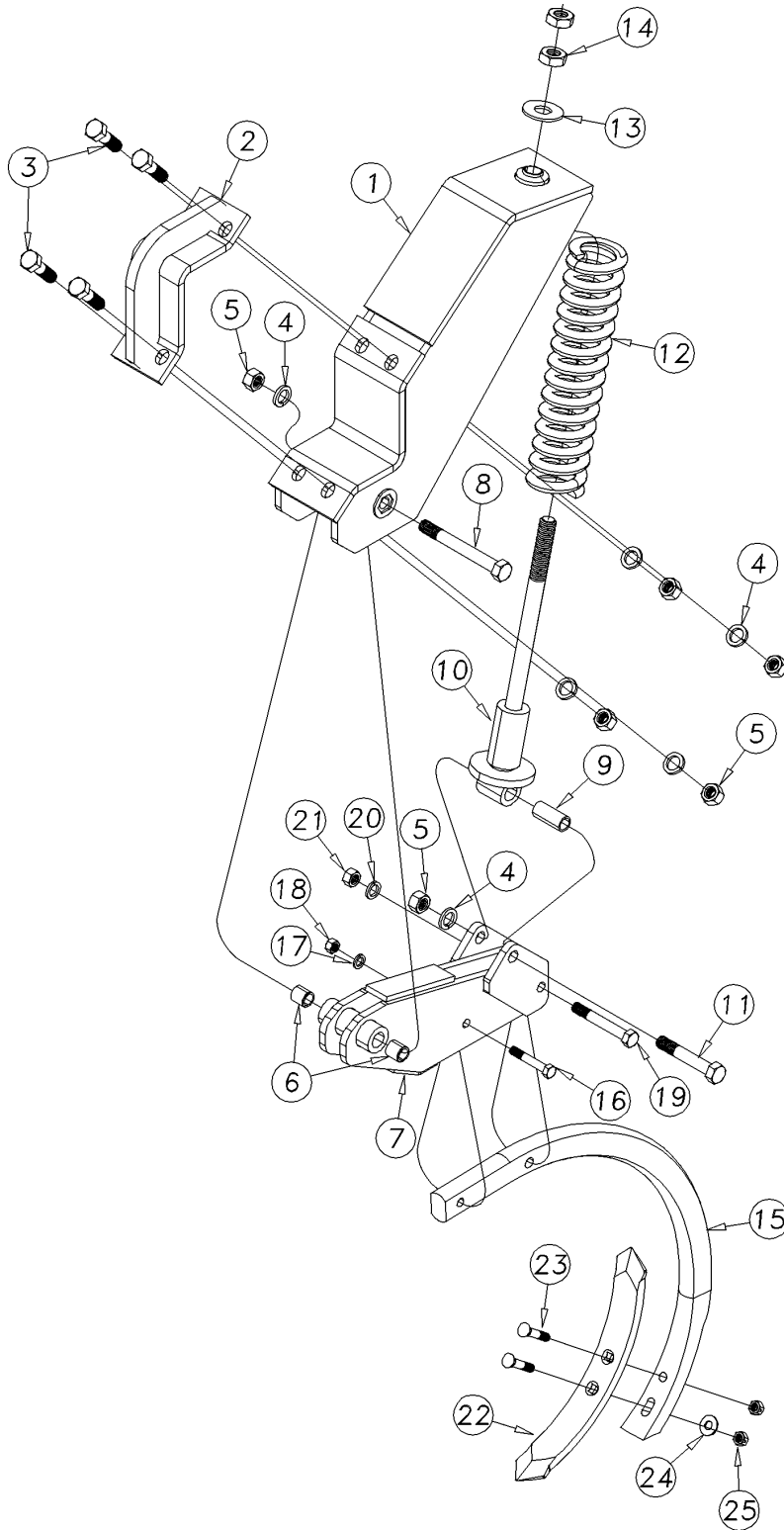
Toggle Trip Shank Assembly (569-190S)

(Applies to TC5109 (A1419X-), TC5111 (A1419X-), TC5113 (A1419X-), TC5115 (A1419X-), TC5313 (A1419X-), TC5315 (A1419X-), TC5317 (A1419X-), TC5319 (A1419X-), TC5321 (A1419X-), TC5323 (A1419X-) only)

Ref	Part No.	Part Description	Comments	Revision
	dwg41847	Image No.		
1.	569-209H	SHANK MOUNT		
2.	569-208H	CLAMP BRACKET		
3.	802-212C	HHCS 3/4-10X2 1/2 GR5		
4.	804-023C	WASHER LOCK SPRING 3/4 PLT		
5.	803-027C	NUT HEX 3/4-10 PLT		
6.	817-910C	SLEEVE BEARING 3/4 I.D.		Rev. 2
6.	569-015D	BUSHING 1ODX.78IDX3.60	Replaced by 817-910C	Rev. 1
7.	569-188H	SHANK PIVOT ARM	(S/N A1196X-)	Rev. 1
8.	802-921C	HHCS 3/4-10X6 GR8 SPTH		
9.	803-367C	NUT HEX TOP LOCK 3/4-10 PLT		
10.	569-189H	LINKAGE		
11.	569-187H	SPRING GUIDE		
12.	569-063D	SPRING STOP		
13.	569-031D	FLAT - 5/8 X 2		
14.	890-143C	1 1/4 X 1 X 3/4 HDR BUSHING		
15.	569-010S	LINKAGE		
16.	804-192C	WASHER MACH 1.5X1.00X.075		
17.	802-068C	HHCS 3/4-10X4 GR5		
18.	802-060C	HHCS 5/8-11X4 GR5		
19.	804-022C	WASHER LOCK SPRING 5/8 PLT		
20.	803-021C	NUT HEX 5/8-11 PLT		
21.	569-080D	PIN-SNAP RING 1 X 5.13 USABLE		Rev. 2
21.	569-080D	PIN - 1 X 6	Replaced by 569-080D Snap Ring Pin	Rev. 1
22.	800-085C	SNAP TING EXT 1 HEAVY		Rev. 2
22.	805-021C	PIN COTTER 1/4 X 2 PLT	Replaced by 800-085C	Rev. 1
23.	569-061D	SPRING SPACER		
24.	807-286C	SPRING COMP 5.38OD .94W 19.59L		
25.	569-083D	SPACER - 2" LONG X 2OD		
26.	569-186H	SPRING CAP		
27.	804-039C	WASHER FLAT 1 1/4 SAE PLT		
28.	803-034C	NUT HEX 1 1/4-7 PLT		
29.	803-032C	NUT HEX JAM 1 1/4-7 PLT		
30.	820-268C	SHANK PARABOLIC 1 1/4		
31.	598-016H	WEAR SHIN RETAINER 1 1/4 PARAB		
32.	802-130C	HHCS 1/2-13X2 1/2 GR5		
33.	803-019C	NUT LOCK 1/2-13 PLT		
34.	820-285C	WEAR SHIN 1 1/4" PARABOLIC		
35.	820-279C	TIP 1 1/4" X 7" RAISED CENTER		

Chisel Shank Assembly (569-195S)

(Applies to TC5109 (A1419X-), TC5111 (A1419X-), TC5113 (A1419X-), TC5115 (A1419X-), TC5313 (A1419X-), TC5315 (A1419X-), TC5317 (A1419X-), TC5319 (A1419X-), TC5321 (A1419X-), TC5323 (A1419X-) only)



Chisel Shank Assembly (569-195S)

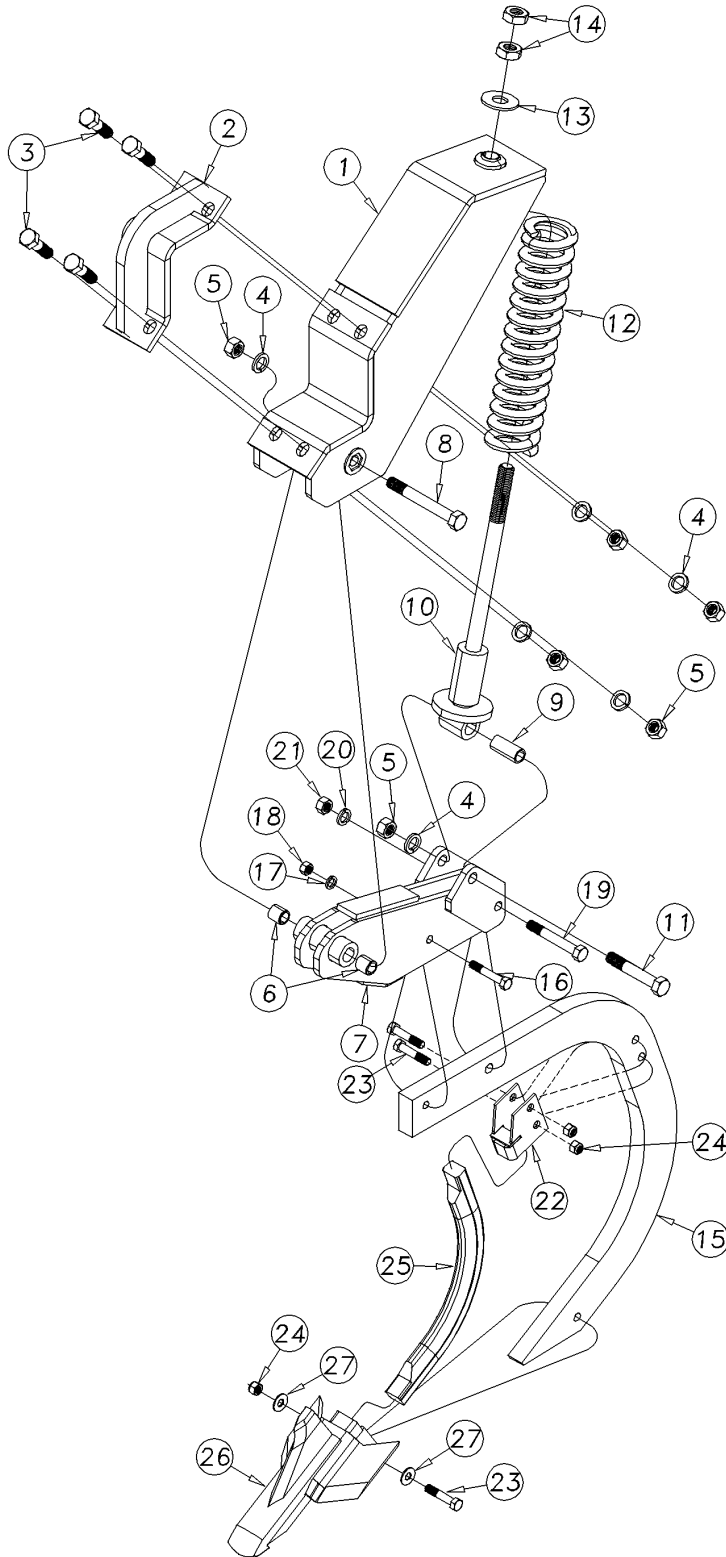
(Applies to TC5109 (A1419X-), TC5111 (A1419X-), TC5113 (A1419X-), TC5115 (A1419X-), TC5313 (A1419X-), TC5315 (A1419X-), TC5317 (A1419X-), TC5319 (A1419X-), TC5321 (A1419X-), TC5323 (A1419X-) only)

Ref	Part No.	Part Description	Comments	Revision
	dwg41269	Image No.		
1.	569-005H	SHANK SUB-WELDMENT		
2.	569-007H	SHANK SUB-WELDMENT		
3.	802-212C	HHCS 3/4-10X2 1/2 GR5		
4.	804-023C	WASHER LOCK SPRING 3/4 PLT		
5.	803-027C	NUT HEX 3/4-10 PLT		
6.	817-910C	SLEEVE BEARING 3/4 I.D.		Rev. 2
6.	566-076D	BUSHING 1ODX.78IDX4.24	Replaced by 817-910C	Rev. 1
7.	569-203H	SHANK SUB WELDMENT	(S/N A1116X+)	Rev.2
7.	569-192H	SHANK SUB-WELDMENT	Replaced by 569-203H (S/N A1115X-)	Rev.1
8.	802-360C	HHCS 3/4-10X6 1/2 GR5		
9.	569-089D	BUSHING	(S/N A1116X+)	Rev.2
9.	569-014D	BUSHING 1ODX.78IDX2.102	Replaced by 569-089D (S/N A1115X-)	Rev.1
10.	569-193H	SHANK SPRING BOLT WELDMENT		
11.	802-192C	HHCS 3/4-10X4 1/2 GR5		
12.	807-287C	SPRING COMP 3.625OD .6875W 16L		
13.	804-028C	WASHER FLAT 1 USS PLT		Rev. 2
13.	589-132H	SHANK SPRING BOLT TIGHTENER	Replaced by 804-028C	Rev. 1
14.	803-030C	NUT HEX JAM 1-8 PLT		
15.	820-368C	SHANK CHISEL 1 1/4X2X25 1/2		
16.	802-039C	HHCS 1/2-13X3 GR5		
17.	804-015C	WASHER LOCK SPRING 1/2 PLT		
18.	803-020C	NUT HEX 1/2-13 PLT		
19.	802-100C	HHCS 5/8-11X4 1/2 GR5	(S/N A1116X+)	Rev.2
19.	802-162C	HHCS 5/8-11X3 1/2 GR5	Replaced by 802-100C (S/N A1115X-)	Rev.1
20.	804-022C	WASHER LOCK SPRING 5/8 PLT		
21.	803-021C	NUT HEX 5/8-11 PLT		
22.	820-336C	TWISTED SHOVEL 1/2X3X23 RH		
22.	820-337C	TWISTED SHOVEL 1/2X3X23 LH		
22.	820-332C	TWISTED SHOVEL 1/2X4X26 RH		
22.	820-333C	TWISTED SHOVEL 1/2X4X26 LH		
22.	820-032C	CHISEL POINT 5/8X2X15	Shown	
22.	569-162H	CHISEL POINT WINGED 5/8X2X15		
23.	802-590C	PLOW 1/2-13X2 1/2 GR5		
24.	804-017C	WASHER FLAT 1/2 USS PLT		
25.	803-342C	NUT HEX TOP LOCK 1/2-13PLT		

[Table of Contents](#) [Part Number Index](#)

Parabolic Shank Assembly (569-196S)

(Applies to TC5109 (A1419X-), TC5111 (A1419X-), TC5113 (A1419X-), TC5115 (A1419X-), TC5313 (A1419X-), TC5315 (A1419X-), TC5317 (A1419X-), TC5319 (A1419X-), TC5321 (A1419X-), TC5323 (A1419X-) only)



41270

Parabolic Shank Assembly (569-196S)

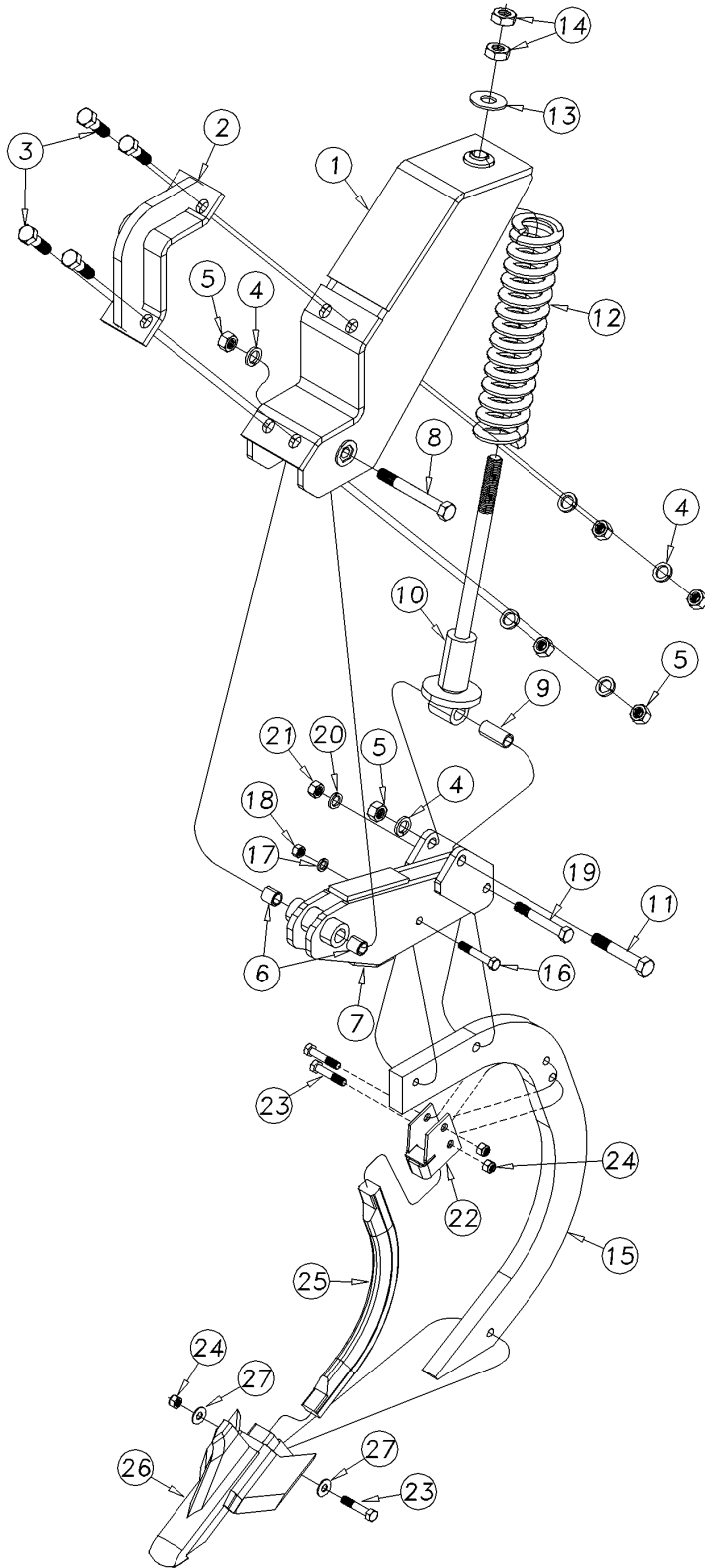
(Applies to TC5109 (A1419X-), TC5111 (A1419X-), TC5113 (A1419X-), TC5115 (A1419X-), TC5313 (A1419X-), TC5315 (A1419X-), TC5317 (A1419X-), TC5319 (A1419X-), TC5321 (A1419X-), TC5323 (A1419X-) only)

Ref	Part No.	Part Description	Comments	Revision
	dwg41270	Image No.		
1.	569-005H	SHANK SUB-WELDMENT		
2.	569-007H	SHANK SUB-WELDMENT		
3.	802-212C	HHCS 3/4-10X2 1/2 GR5		
4.	804-023C	WASHER LOCK SPRING 3/4 PLT		
5.	803-027C	NUT HEX 3/4-10 PLT		
6.	817-910C	SLEEVE BEARING 3/4 I.D.		Rev. 2
6.	566-076D	TUBE RND - 1 OD	Replaced by 817-910C	Rev. 1
7.	569-203H	SHANK SUB WELDMENT	(S/N A1116X+)	Rev.2
7.	569-192H	SHANK SUB-WELDMENT	Replaced by 569-203H (S/N A1115X-)	Rev.1
8.	802-926C	HHCS 3/4-10X6 1/2 GR8		Rev.2
8.	802-360C	HHCS 3/4-10X6 1/2 GR5	Replaced by 802-926C	Rev.1
9.	569-089D	BUSHING	(S/N A1116X+)	Rev.2
9.	569-014D	BUSHING 1ODX.78IDX2.102	Replaced by 569-089D (S/N A1115X-)	Rev.1
10.	569-193H	SHANK SPRING BOLT WELDMENT		
11.	802-192C	HHCS 3/4-10X4 1/2 GR5		
12.	807-287C	SPRING COMP 3.625OD .6875W 16L		
13.	804-028C	WASHER FLAT 1 USS PLT		Rev. 2
13.	589-132H	SHANK SPRING BOLT TIGHTENER	Replaced by 804-028C	Rev. 1
14.	803-030C	NUT HEX JAM 1-8 PLT		
15.	820-385C	SHANK 1 1/4" PARABOLIC		
16.	802-039C	HHCS 1/2-13X3 GR5		
17.	804-015C	WASHER LOCK SPRING 1/2 PLT		
18.	803-020C	NUT HEX 1/2-13 PLT		
19.	802-100C	HHCS 5/8-11X4 1/2 GR5	(S/N A1116X+)	Rev.2
19.	802-162C	HHCS 5/8-11X3 1/2 GR5	Replaced by 802-100C (S/N A1115X-)	Rev.1
20.	804-022C	WASHER LOCK SPRING 5/8 PLT		
21.	803-021C	NUT HEX 5/8-11 PLT		
22.	598-016H	WEAR SHIN RETAINER 1 1/4 PARAB		
23.	802-130C	HHCS 1/2-13X2 1/2 GR5		
24.	803-019C	NUT LOCK 1/2-13 PLT		
25.	820-285C	WEAR SHIN 1 1/4" PARABOLIC		
26.	820-282C	TIP 1 1/4" X 7" WITH FIN		
27.	804-017C	WASHER FLAT 1/2 USS PLT		Rev.1

[Table of Contents](#) [Part Number Index](#)

Parabolic Shank Alt Assembly (569-281S)

(Applies to TC5109 (A1419X-), TC5111 (A1419X-), TC5113 (A1419X-), TC5115 (A1419X-), TC5313 (A1419X-), TC5315 (A1419X-), TC5317 (A1419X-), TC5319 (A1419X-), TC5321 (A1419X-), TC5323 (A1419X-) only)



42078

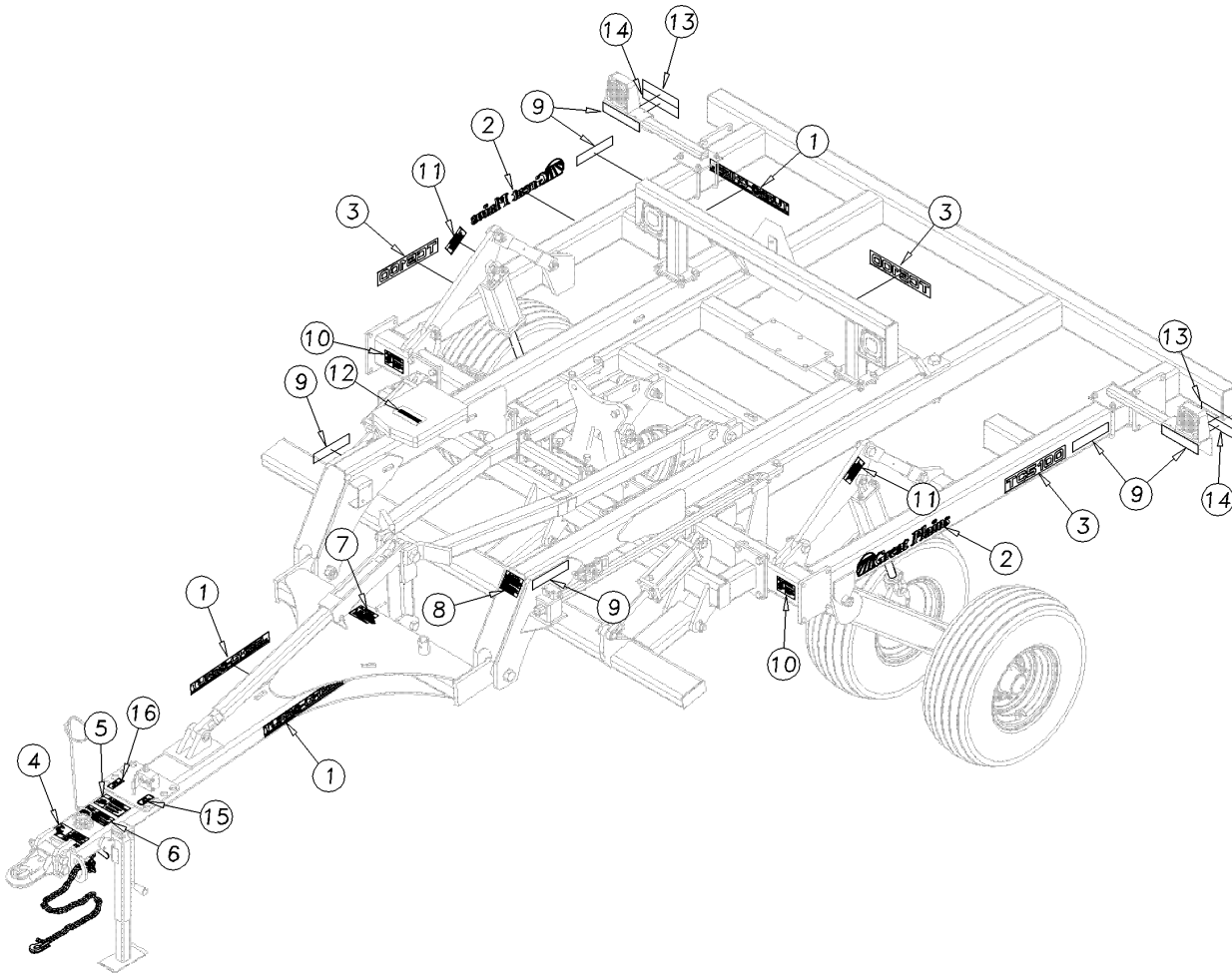
Parabolic Shank Alt Assembly (569-281S)

(Applies to TC5109 (A1419X-), TC5111 (A1419X-), TC5113 (A1419X-), TC5115 (A1419X-), TC5313 (A1419X-), TC5315 (A1419X-), TC5317 (A1419X-), TC5319 (A1419X-), TC5321 (A1419X-), TC5323 (A1419X-) only)

Ref	Part No.	Part Description	Comments	Revision
	dwg42078	Image No.		
1.	569-005H	SHANK SUB-WELDMENT		
2.	569-007H	SHANK SUB-WELDMENT		
3.	802-212C	HHCS 3/4-10X2 1/2 GR5		
4.	804-023C	WASHER LOCK SPRING 3/4 PLT		
5.	803-027C	NUT HEX 3/4-10 PLT		
6.	817-910C	SLEEVE BEARING 3/4 I.D.		Rev. 2
6.	566-076D	TUBE RND - 1 OD	Replaced by 817-910C	Rev. 1
7.	569-203H	SHANK SUB WELDMENT		
8.	802-926C	HHCS 3/4-10X6 1/2 GR8		
9.	569-089D	BUSHING		
10.	569-193H	SHANK SPRING BOLT WELDMENT		
11.	802-192C	HHCS 3/4-10X4 1/2 GR5		
12.	807-287C	SPRING COMP 3.625OD .6875W 16L		
13.	804-028C	WASHER FLAT 1 USS PLT		Rev. 2
13.	589-132H	SHANK SPRING BOLT TIGHTENER	Replaced by 804-028C	Rev. 1
14.	803-030C	NUT HEX JAM 1-8 PLT		
15.	569-125D	SHANK PARABOLIC 1 1/4 - SHORT		
16.	802-039C	HHCS 1/2-13X3 GR5		
17.	804-015C	WASHER LOCK SPRING 1/2 PLT		
18.	803-020C	NUT HEX 1/2-13 PLT		
19.	802-100C	HHCS 5/8-11X4 1/2 GR5		
20.	804-022C	WASHER LOCK SPRING 5/8 PLT		
21.	803-021C	NUT HEX 5/8-11 PLT		
22.	598-016H	WEAR SHIN RETAINER 1 1/4 PARAB		
23.	802-130C	HHCS 1/2-13X2 1/2 GR5		
24.	803-019C	NUT LOCK 1/2-13 PLT		
25.	820-285C	WEAR SHIN 1 1/4" PARABOLIC		
26.	820-282C	TIP 1 1/4" X 7" WITH FIN		
27.	804-017C	WASHER FLAT 1/2 USS PLT		

Rigid Decals

(Applies to TC5109 (A1419X-), TC5111 (A1419X-), TC5113 (A1419X-), TC5115 (A1419X-) only)



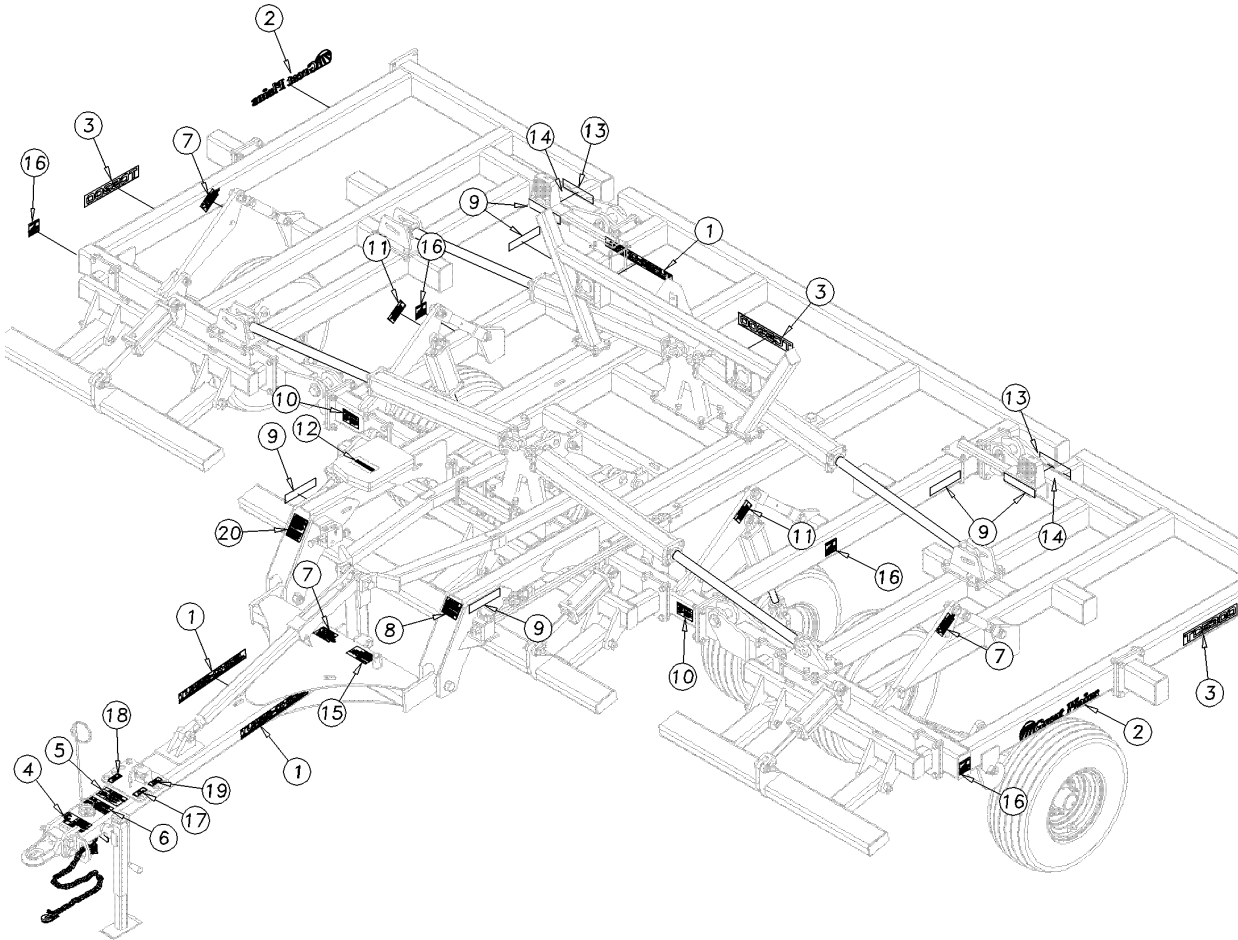
Rigid Decals

(Applies to TC5109 (A1419X-), TC5111 (A1419X-), TC5113 (A1419X-), TC5115 (A1419X-) only)

Ref	Part No.	Part Description	Comments	Revision
	dwg41185	Image No.		
1.	848-291C	DECAL TURBO CHISEL		
2.	838-161C	DECAL LOGO&GP F/STRIPE 4 X 24		
3.	848-331C	DECAL TURBO CHISEL 5100		
4.	838-600C	DECAL DANGER CRUSHING HAZARD		
5.	838-606C	DECAL WARNING TONGUE RISING		
6.	838-094C	DECAL WARNING HYD PRESS LONG		
7.	848-271C	DECAL CUTTING OF FOOT		
8.	838-598C	DECAL CAUTION GENERAL 4X5		
9.	838-615C	DECAL REFLECTOR AMBER 2X9		
10.	838-611C	DECAL WARNING HAND CRUSHING		
11.	838-613C	DECAL NOTICE TRANSPORT LOCKS		
12.	838-482C	DECAL GP PLANTING COMPONENTS		
13.	838-614C	DECAL REFLECTOR RED 2X9		
14.	838-603C	DECAL REFLECTOR ORANGE 2X9		
15.	818-134C	DECAL COUPLER STORAGE, BLACK		
16.	818-136C	DECAL COUPLER STORAGE, RED		

Folding Decals

(Applies to TC5313 (A1419X-), TC5315 (A1419X-), TC5317 (A1419X-), TC5319 (A1419X-), TC5321 (A1419X-), TC5323 (A1419X-) only)



Folding Decals

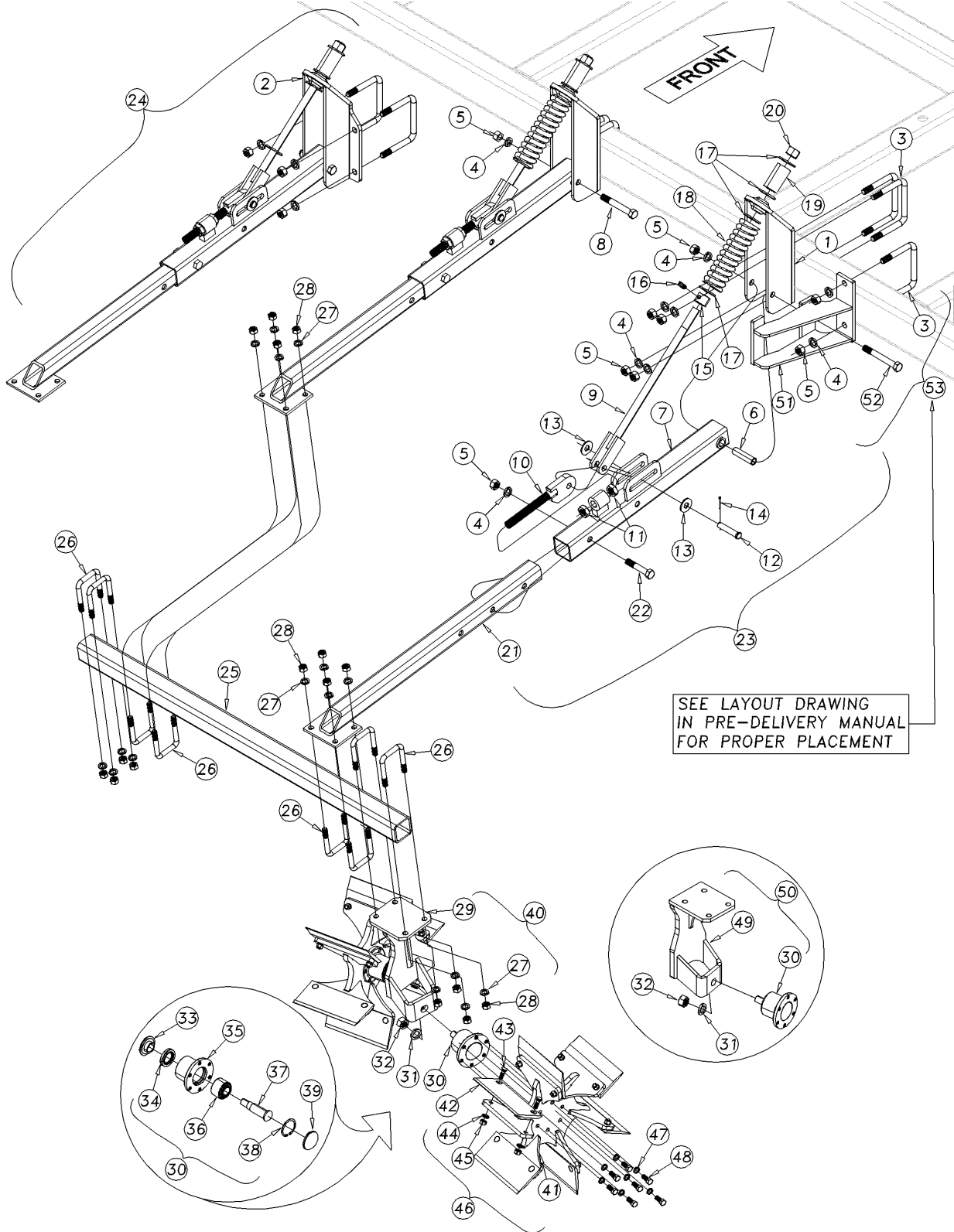
(Applies to TC5313 (A1419X-), TC5315 (A1419X-), TC5317 (A1419X-), TC5319 (A1419X-), TC5321 (A1419X-), TC5323 (A1419X-) only)

Ref	Part No.	Part Description	Comments	Revision
	dwg41186	Image No.		
1.	848-291C	DECAL TURBO CHISEL		
2.	838-161C	DECAL LOGO&GP F/STRIPE 4 X 24		
3.	848-331C	DECAL TURBO CHISEL 5100		
4.	838-600C	DECAL DANGER CRUSHING HAZARD		
5.	838-606C	DECAL WARNING TONGUE RISING		
6.	838-094C	DECAL WARNING HYD PRESS LONG		
7.	848-271C	DECAL CUTTING OF FOOT		
8.	838-598C	DECAL CAUTION GENERAL 4X5		
9.	838-615C	DECAL REFLECTOR AMBER 2X9		
10.	838-611C	DECAL WARNING HAND CRUSHING		
11.	838-613C	DECAL NOTICE TRANSPORT LOCKS		
12.	838-482C	DECAL GP PLANTING COMPONENTS		
13.	838-614C	DECAL REFLECTOR RED 2X9		
14.	838-603C	DECAL REFLECTOR ORANGE 2X9		
15.	838-599C	DECAL DANGER ELECTROCUTION HA		
16.	838-602C	DECAL WARNING OVERHEAD WING		
17.	818-134C	DECAL COUPLER STORAGE, BLACK		
18.	818-136C	DECAL COUPLER STORAGE, RED		
19.	818-135C	DECAL COUPLER STORAGE, GREEN		
20.	848-390C	DECAL OPER INST TURBO CHISEL	Models 5317-5323	

Table of Contents Part Number Index

Chopper Reel Assembly (S/N A1136X+)

(Applies to TC5109 (A1419X-), TC5111 (A1419X-), TC5113 (A1419X-), TC5115 (A1419X-), TC5313 (A1419X-), TC5315 (A1419X-), TC5317 (A1419X-), TC5319 (A1419X-), TC5321 (A1419X-), TC5323 (A1419X-) only)



42041

Chopper Reel Assembly (S/N A1136X+)

(Applies to TC5109 (A1419X-), TC5111 (A1419X-), TC5113 (A1419X-), TC5115 (A1419X-), TC5313 (A1419X-), TC5315 (A1419X-), TC5317 (A1419X-), TC5319 (A1419X-), TC5321 (A1419X-), TC5323 (A1419X-) only)

Ref	Part No.	Part Description	Comments	Revision
	dwg42041	Image No.		
1.	569-158H	CHOPPER MOUNTING BRACKET		
2.	569-165H	CHOPPER MOUNTING BRACKET ALT		
3.	806-128C	U-BOLT 3/4-10 X 6 1/32 X 5		
4.	804-023C	WASHER LOCK SPRING 3/4 PLT		
5.	803-027C	NUT HEX 3/4-10 PLT		
6.	585-023D	WEAR BUSH .78 IDX1 ODX3 9/16L		
7.	569-198H	PART - TREADER MOUNT BRACKET		
8.	802-594C	HHCS 3/4-10X5 1/2 GR5		
9.	585-094H	CLEVIS BOLT		
10.	569-197H	EYE BOLT		
11.	803-030C	NUT HEX JAM 1-8 PLT		
12.	805-142C	PIN CLEVIS 3/4 X 3 1/2 PLT		
13.	804-024C	WASHER FLAT 3/4 USS PLT		
14.	805-225C	PIN COTTER 1/8 X 1 1/2		
15.	PW0132	STOP COLLAR TRDR 2X1 1/32 TUBE		
16.	801-054C	SCREW SET SQ HD 1/2-13X1 GR5		
17.	804-028C	WASHER FLAT 1 USS PLT		
18.	807-225C	SPRG COMP 1 3/4ODX5/16WX11 1/2		
19.	MC0003	SPRING (UPPER)		
20.	803-168C	NUT HEX TOP LOCK 1-8 PLT		
21.	569-151H	CHOPPER MOUNTING TUBE		
22.	802-068C	HHCS 3/4-10X4 GR5		
23.	569-150K	CHOPPER MOUNTING ARM KIT	Includes items 1, 3-22	
24.	569-155K	CHOPPER MOUNTING ARM ALT	Includes items 2-22	
25.	569-036D	TUBE - 3 X 3 X 72	Models 5113	
25.	569-037D	TUBE - 3 X 3 X 60	Models 5113, 5317	
25.	569-105D	TUBE - 3 X 3 X 50	Models 5313, 5315	
25.	569-106D	TUBE - 3 X 3 X 68	Models 5115	
25.	569-107D	TUBE - 3 X 3 X 75	Models 5115, 5319	
25.	569-108D	TUBE - 3 X 3 X 84	Models 5111, 5313, 5321	
25.	569-110D	TUBE - 3 X 3 X 110	Models 5323	
25.	569-111D	TUBE - 3 X 3 X 120	Models 5315, 5319, 5323	
25.	569-112D	TUBE - 3 X 3 X 131	Models 5109, 5317, 5321	
26.	806-183C	U-BOLT 5/8-11X3 1/32X4 1/2 SPT		
27.	804-022C	WASHER LOCK SPRING 5/8 PLT		
28.	803-021C	NUT HEX 5/8-11 PLT		
29.	569-205H	CHOPPER MOUNT BRACKET		
30.	569-204K	CHOPPER HUB ASSEMBLY	Includes items 33-39	
31.	804-037C	WASHER LOCK SPRING 7/8 PLT		
32.	803-149C	NUT HEX 7/8-14 PLT		
33.	569-091D	REAR SLEEVE		
34.	816-679C	2.5 OD DUAL LIP GREASE SEAL		
35.	569-090D	MACHINED HUB		
36.	822-258C	DOUBLE ROLL BALL BEARING		
37.	569-092D	SPINDLE		
38.	800-407C	62MM SNAP RING		
39.	891-219C	EC STYLE END CAP		
40.	569-207L	CHOPPER ASSEMBLY	Includes items 29-32	
41.	569-206H	CHOPPER WHEEL WELDMENT		
42.	820-442C	CHOPPER BLADE 3/8 X 4 1/2 X 5		
43.	170724	PLOW BOLT, 7/16" x 1 1/2" #3		
44.	804-014C	WASHER LOCK 7/16 PLT		
45.	803-015C	NUT HEX 7/16-14 PLT		
46.	569-231S	CHOPPER WHEEL SUB ASSEMBLY	Includes items 41-45	
47.	804-015C	WASHER LOCK SPRING 1/2 PLT		
48.	802-091C	HHCS 1/2-13X1 1/2 GR5		
49.	569-275H	CHOPPER MNT - SINGLE RH		

[Table of Contents](#) [Part Number Index](#)

Chopper Reel Assembly (S/N A1136X+) (continued)

(Applies to TC5109 (A1419X-), TC5111 (A1419X-), TC5113 (A1419X-), TC5115 (A1419X-), TC5313 (A1419X-), TC5315 (A1419X-), TC5317 (A1419X-), TC5319 (A1419X-), TC5321 (A1419X-), TC5323 (A1419X-) only)

Ref	Part No.	Part Description	Comments	Revision
49.	569-276H	CHOPPER MNT - SINGLE LH		
50.	569-273L	CHOPPER ASSEMBLY - SINGLE RH	Includes items 30-32, 49	
50.	569-274L	CHOPPER ASSEMBLY - SINGLE LH	Includes items 30-32, 49	
51.	569-300H	SUPPORT BRACKET RH		
51.	569-301H	SUPPORT BRACKET LH	Shown	
52.	802-070C	HHCS 3/4-10X6 GR5		
53.	569-302K	CHOPPER WHEEL SUPPORT KIT	Includes items 3-5, 51 & 52	

Chopper Reel Assembly (S/N A1136X+) (continued)

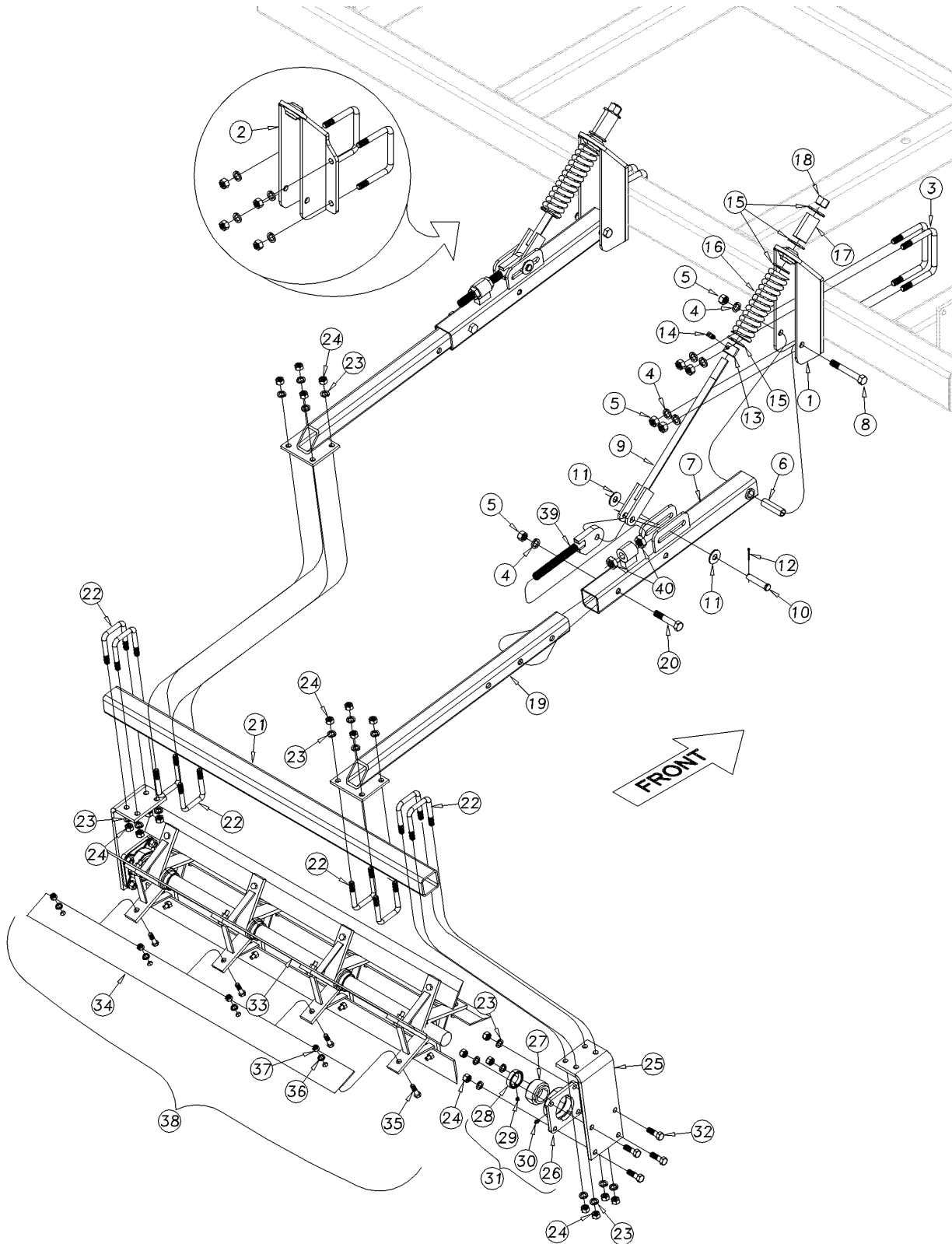
(Applies to TC5109 (A1419X-), TC5111 (A1419X-), TC5113 (A1419X-), TC5115 (A1419X-), TC5313 (A1419X-), TC5315 (A1419X-), TC5317 (A1419X-), TC5319 (A1419X-), TC5321 (A1419X-), TC5323 (A1419X-) only)

This Page Intentionally Left Blank

Table of Contents Part Number Index

Chopper Reel Assembly (S/N A1013X+ thru A1135X-)

(Applies to TC5109 (A1419X-), TC5111 (A1419X-), TC5113 (A1419X-), TC5115 (A1419X-), TC5313 (A1419X-), TC5315 (A1419X-), TC5317 (A1419X-), TC5319 (A1419X-), TC5321 (A1419X-), TC5323 (A1419X-) only)



41272

Chopper Reel Assembly (S/N A1013X+ thru A1135X-)

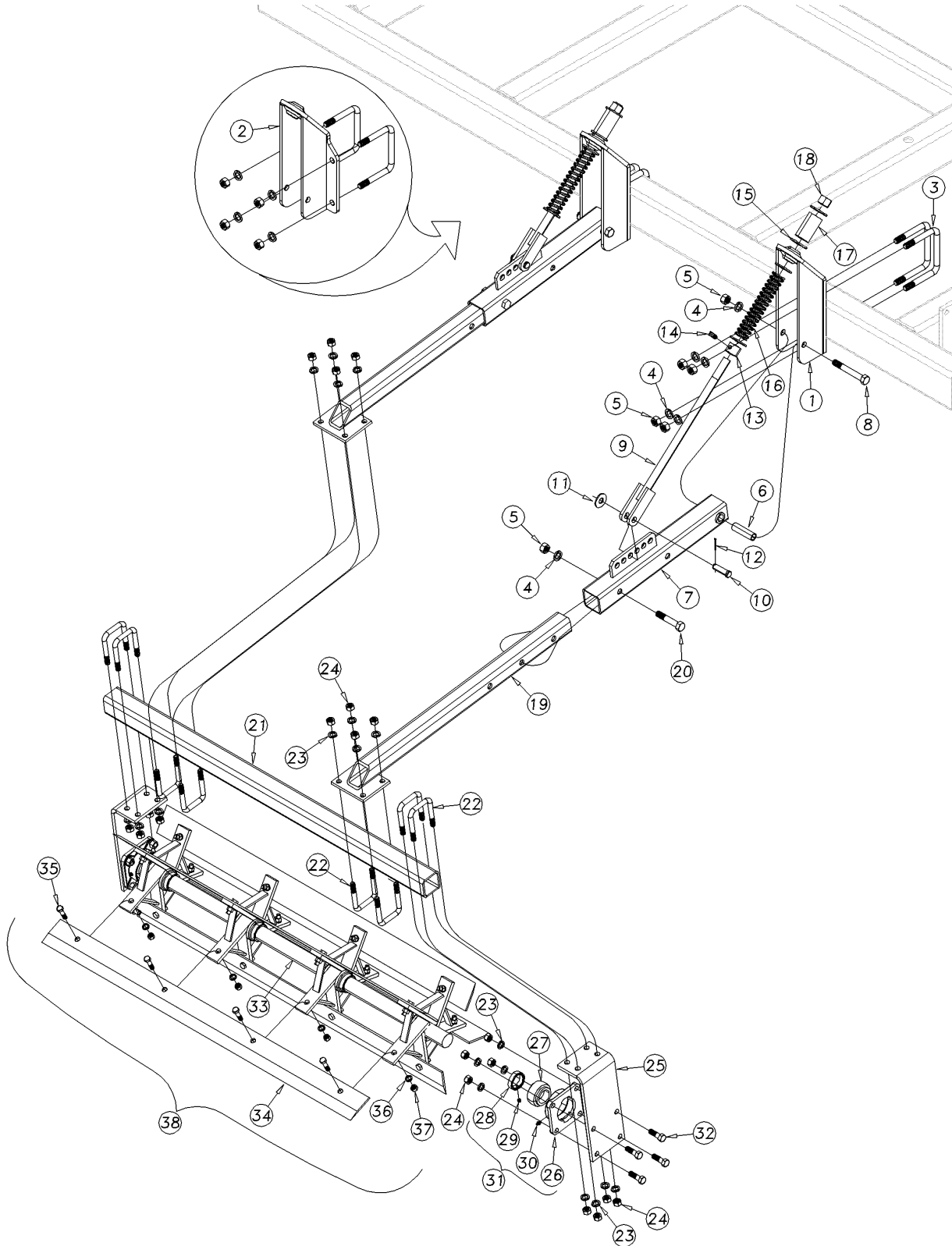
(Applies to TC5109 (A1419X-), TC5111 (A1419X-), TC5113 (A1419X-), TC5115 (A1419X-), TC5313 (A1419X-), TC5315 (A1419X-), TC5317 (A1419X-), TC5319 (A1419X-), TC5321 (A1419X-), TC5323 (A1419X-) only)

Ref	Part No.	Part Description	Comments	Revision
	dwg41272	Image No.		
1.	569-158H	CHOPPER MOUNTING BRACKET		
2.	569-165H	CHOPPER MOUNTING BRACKET ALT		
3.	806-128C	U-BOLT 3/4-10 X 6 1/32 X 5		
4.	804-023C	WASHER LOCK SPRING 3/4 PLT		
5.	803-027C	NUT HEX 3/4-10 PLT		
6.	585-023D	WEAR BUSH .78 IDX1 ODX3 9/16L		
7.	569-198H	PART - TREADER MOUNT BRACKET		
8.	802-594C	HHCS 3/4-10X5 1/2 GR5		
9.	585-094H	CLEVIS BOLT		
10.	805-142C	PIN CLEVIS 3/4 X 3 1/2 PLT		
11.	804-024C	WASHER FLAT 3/4 USS PLT		
12.	805-225C	PIN COTTER 1/8 X 1 1/2		
13.	PW0132	STOP COLLAR TRDR 2X1 1/32 TUBE		
14.	801-054C	SCREW SET SQ HD 1/2-13X1 GR5		
15.	804-028C	WASHER FLAT 1 USS PLT		
16.	807-225C	SPRG COMP 1 3/4ODX5/16WX11 1/2		
17.	MC0003	SPRING (UPPER)		
18.	803-168C	NUT HEX TOP LOCK 1-8 PLT		Rev. 2
18.	803-038C	NUT HEX 1-8 NYLON INSERT PLT	Replaced by 803-168C	Rev. 1
19.	569-151H	CHOPPER MOUNTING TUBE		
20.	802-068C	HHCS 3/4-10X4 GR5		
21.	569-038D	TUBE - 3 X 3 X 41	Chopper Reel Assembly 39"	
21.	569-037D	TUBE - 3 X 3 X 60	Chopper Reel Assembly 57.5"	
21.	569-036D	TUBE - 3 X 3 X 72	Chopper Reel Assembly 70"	
21.	569-039D	TUBE - 3 X 3 X 92	Chopper Reel Assembly 90"	
22.	806-183C	U-BOLT 5/8-11X3 1/32X4 1/2 SPT		
23.	804-022C	WASHER LOCK SPRING 5/8 PLT		
24.	803-021C	NUT HEX 5/8-11 PLT		
25.	569-035D	BEARING HANGER		
26.	FS-210-H	BEARING HOUSING		
27.	HC210-31-TRL	BEARING W/ COLLAR		
28.	ER207-210	ECCENTRIC LOCKING COLLAR		
29.	801-226C	SET SCREW 3/8-24X3/8		
30.	800-130C	ZERK GREASE STRAIGHT 1/8-27MPT		
31.	822-244C	BRG FLG 1 15/16 ID 4BLT LOCK	Includes items 26-30	
32.	802-055C	HHCS 5/8-11X2 GR5		
33.	569-154H	BLADE BRACKET WELDMENT 39"	Chopper Reel Assembly 39"	
33.	569-153H	BLADE BRACKET WELDMENT 57.5"	Chopper Reel Assembly 57.5"	
33.	569-152H	BLADE BRACKET WELDMENT 70"	Chopper Reel Assembly 70"	
33.	569-157H	BLADE BRACKET WELDMENT 90"	Chopper Reel Assembly 90"	
34.	820-389C	CHOPPER BLADE 39"	Chopper Reel Assembly 39"	
34.	820-388C	CHOPPER BLADE 57.5"	Chopper Reel Assembly 57.5"	
34.	820-387C	CHOPPER BLADE 70"	Chopper Reel Assembly 70"	
34.	820-390C	CHOPPER BLADE 90"	Chopper Reel Assembly 90"	
35.	802-329C	HHCS 1/2-20X1 3/4 GR5		
36.	804-015C	WASHER LOCK SPRING 1/2 PLT		
37.	803-018C	NUT HEX 1/2-20 GR 2 PLT		
38.	569-160S	CHOPPER BLADE 3' ASSY	Includes items 33 to 37	
38.	569-159S	CHOPPER BLADE 5' ASSY	Includes items 33 to 37	
38.	569-158S	CHOPPER BLADE 6' ASSY	Includes items 33 to 37	
38.	569-161S	CHOPPER BLADE 7 1/2' ASSY	Includes items 33 to 37	
39.	569-197H	EYE BOLT		
40.	803-030C	NUT HEX JAM 1-8 PLT		

[Table of Contents](#) [Part Number Index](#)

Chopper Reel Assembly (S/N A1012X-)

(Applies to TC5109 (A1419X-), TC5111 (A1419X-), TC5113 (A1419X-), TC5115 (A1419X-), TC5313 (A1419X-), TC5315 (A1419X-), TC5317 (A1419X-), TC5319 (A1419X-), TC5321 (A1419X-), TC5323 (A1419X-) only)



41182

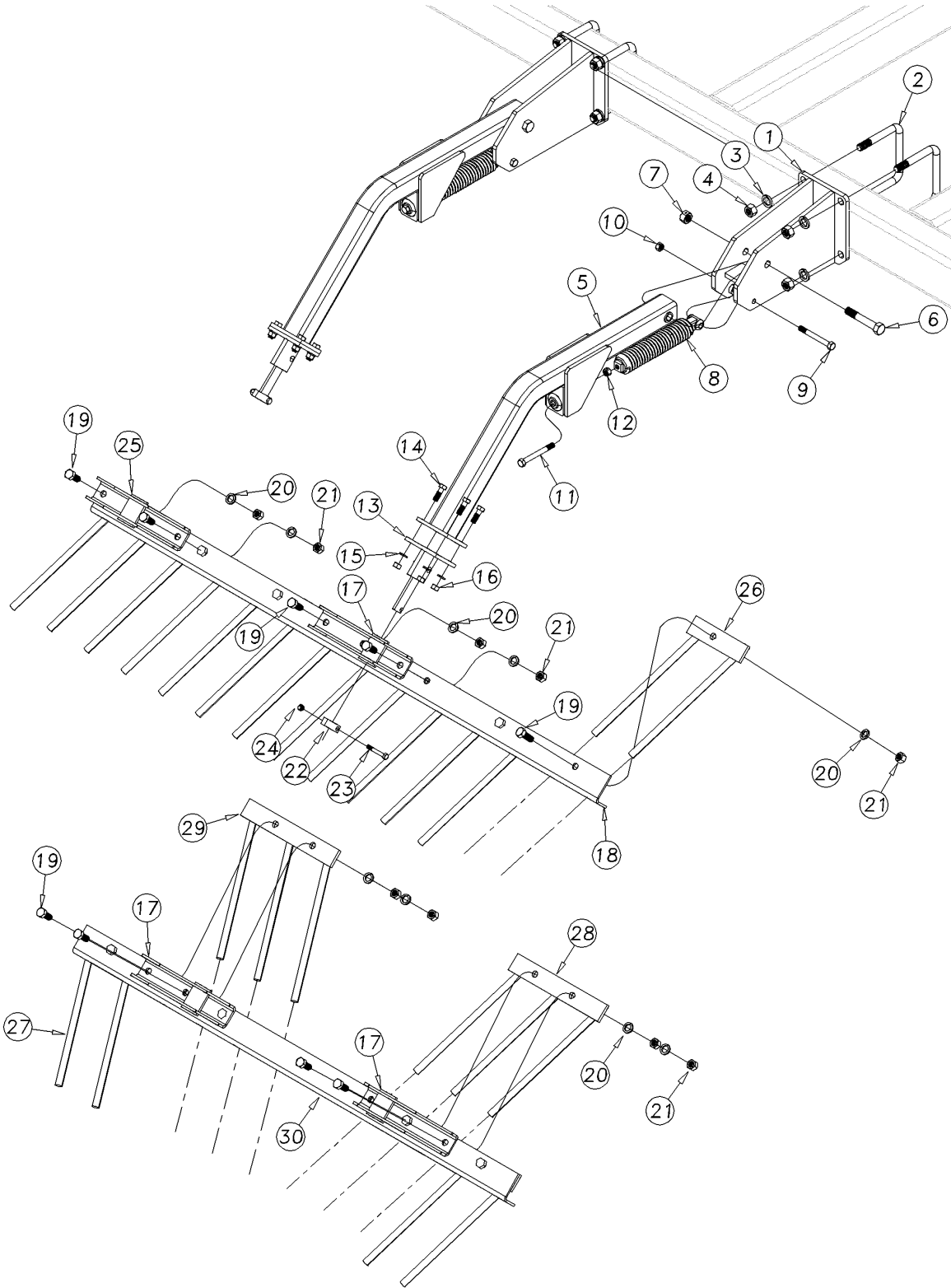
Chopper Reel Assembly (S/N A1012X-)

(Applies to TC5109 (A1419X-), TC5111 (A1419X-), TC5113 (A1419X-), TC5115 (A1419X-), TC5313 (A1419X-), TC5315 (A1419X-), TC5317 (A1419X-), TC5319 (A1419X-), TC5321 (A1419X-), TC5323 (A1419X-) only)

Ref	Part No.	Part Description	Comments	Revision
	dwg41182	Image No.		
1.	569-158H	CHOPPER MOUNTING BRACKET		
2.	569-165H	CHOPPER MOUNTING BRACKET ALT		
3.	806-128C	U-BOLT 3/4-10 X 6 1/32 X 5		
4.	804-023C	WASHER LOCK SPRING 3/4 PLT		
5.	803-027C	NUT HEX 3/4-10 PLT		
6.	585-023D	WEAR BUSH .78 IDX1 ODX3 9/16L		
7.	585-060H	PART - TREADER MOUNT BRACKET		
8.	802-594C	HHCS 3/4-10X5 1/2 GR5		
9.	585-094H	CLEVIS BOLT		
10.	805-140C	PIN CLEVIS 3/4 X 2 1/2 PLT		
11.	804-024C	WASHER FLAT 3/4 USS PLT		
12.	805-225C	PIN COTTER 1/8 X 1 1/2		
13.	PW0132	STOP COLLAR TRDR 2X1 1/32 TUBE		
14.	801-054C	SCREW SET SQ HD 1/2-13X1 GR5		
15.	804-028C	WASHER FLAT 1 USS PLT		
16.	PW0133	SPRING, LOWER		
17.	MC0003	SPRING (UPPER)		
18.	803-038C	NUT HEX 1-8 NYLON INSERT PLT		
19.	569-151H	CHOPPER MOUNTING TUBE		
20.	802-068C	HHCS 3/4-10X4 GR5		
21.	569-038D	TUBE - 3 X 3 X 41	Chopper Reel Assembly 39"	
21.	569-037D	TUBE - 3 X 3 X 60	Chopper Reel Assembly 57.5"	
21.	569-036D	TUBE - 3 X 3 X 72	Chopper Reel Assembly 70"	
21.	569-039D	TUBE - 3 X 3 X 92	Chopper Reel Assembly 90"	
22.	806-183C	U-BOLT 5/8-11X3 1/32X4 1/2 SPT		
23.	804-022C	WASHER LOCK SPRING 5/8 PLT		
24.	803-021C	NUT HEX 5/8-11 PLT		
25.	569-035D	BEARING HANGER		
26.	FS-210-H	BEARING HOUSING		
27.	HC210-31-TRL	BEARING W/ COLLAR		
28.	ER207-210	ECCENTRIC LOCKING COLLAR		
29.	801-226C	SET SCREW 3/8-24X3/8		
30.	800-130C	ZERK GREASE STRAIGHT 1/8-27MPT		
31.	822-244C	BRG FLG 1 15/16 ID 4BLT LOCK	Includes items 26-30	
32.	802-055C	HHCS 5/8-11X2 GR5		
33.	569-154H	BLADE BRACKET WELDMENT 39"	Chopper Reel Assembly 39"	
33.	569-153H	BLADE BRACKET WELDMENT 57.5"	Chopper Reel Assembly 57.5"	
33.	569-152H	BLADE BRACKET WELDMENT 70"	Chopper Reel Assembly 70"	
33.	569-157H	BLADE BRACKET WELDMENT 90"	Chopper Reel Assembly 90"	
34.	820-389C	CHOPPER BLADE 39"	Chopper Reel Assembly 39"	
34.	820-388C	CHOPPER BLADE 57.5"	Chopper Reel Assembly 57.5"	
34.	820-387C	CHOPPER BLADE 70"	Chopper Reel Assembly 70"	
34.	820-390C	CHOPPER BLADE 90"	Chopper Reel Assembly 90"	
35.	802-329C	HHCS 1/2-20X1 3/4 GR5		
36.	804-015C	WASHER LOCK SPRING 1/2 PLT		
37.	803-018C	NUT HEX 1/2-20 GR 2 PLT		
38.	569-160S	CHOPPER BLADE 3' ASSY	Includes items 33 to 37	
38.	569-159S	CHOPPER BLADE 5' ASSY	Includes items 33 to 37	
38.	569-158S	CHOPPER BLADE 6' ASSY	Includes items 33 to 37	
38.	569-161S	CHOPPER BLADE 7 1/2' ASSY	Includes items 33 to 37	

Buster Bar Assembly

(Applies to TC5109 (A1419X-), TC5111 (A1419X-), TC5113 (A1419X-), TC5115 (A1419X-), TC5313 (A1419X-), TC5315 (A1419X-), TC5317 (A1419X-), TC5319 (A1419X-), TC5321 (A1419X-), TC5323 (A1419X-) only)



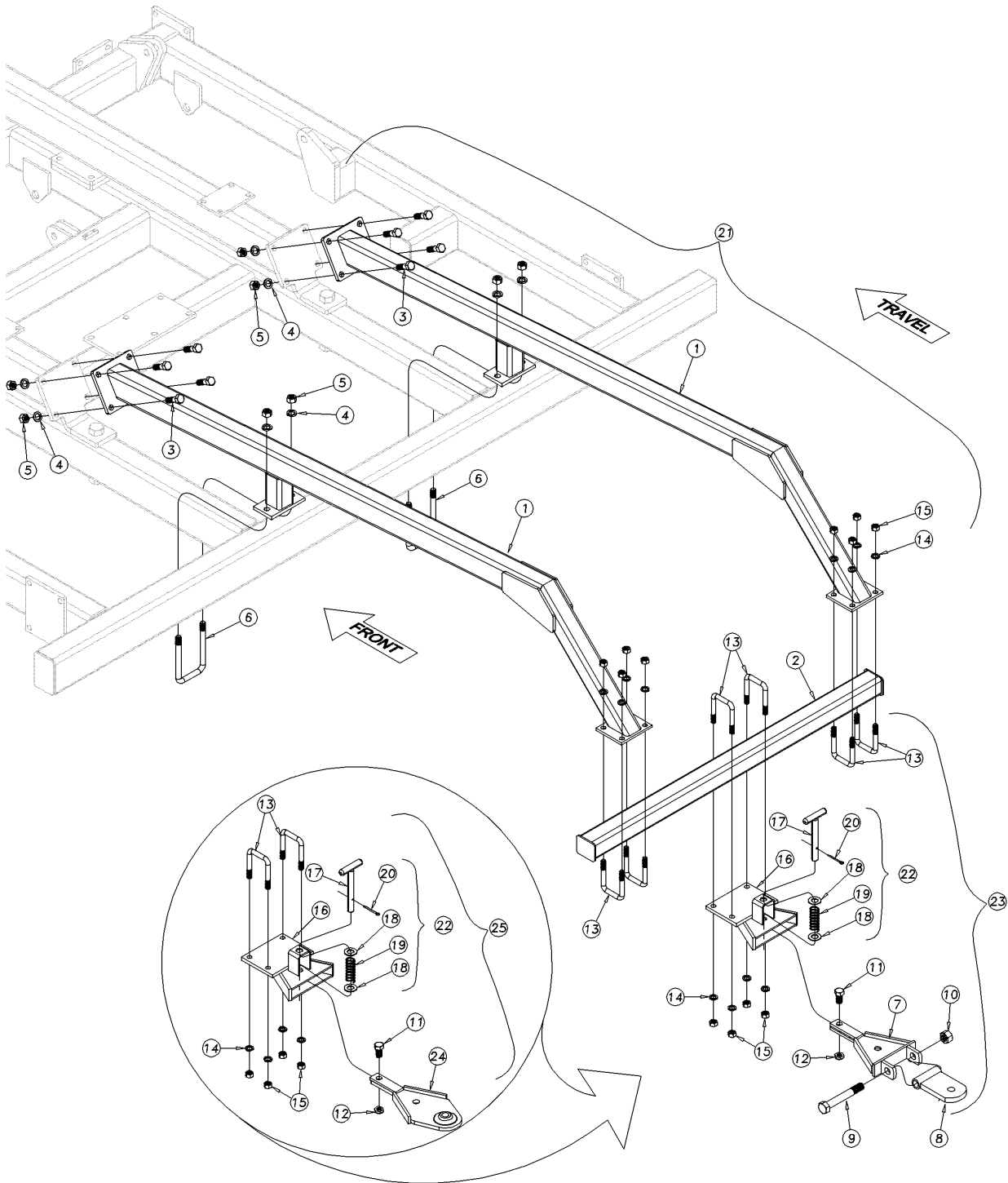
Buster Bar Assembly

(Applies to TC5109 (A1419X-), TC5111 (A1419X-), TC5113 (A1419X-), TC5115 (A1419X-), TC5313 (A1419X-), TC5315 (A1419X-), TC5317 (A1419X-), TC5319 (A1419X-), TC5321 (A1419X-), TC5323 (A1419X-) only)

Ref	Part No.	Part Description	Comments	Revision
	dwg41184	Image No.		
1.	569-163H	BUSTER BAR MOUNTING BRACKET		
2.	806-128C	U-BOLT 3/4-10 X 6 1/32 X 5 5/8		
3.	804-023C	WASHER LOCK SPRING 3/4 PLT		
4.	803-027C	WASHER LOCK SPRING 1 PLT		
5.	569-174H	BUSTER BAR ARM		
6.	802-192C	HHCS 3/4-10X4 1/2 GR5		
7.	803-077C	NUT HEX 3/4-10 PLT CENTER LOCK		
8.	552-050V	SPRING/PLUG SUB ASSY		
9.	802-413C	HHCS 1/2-13X4 1/2 GR5		
10.	803-342C	NUT HEX TOP LOCK 1/2-13PLT		
11.	802-819C	HHCS 1/2-13X4 1/2 GR5 SPTH		
12.	803-036C	NUT HEX JAM 1/2-13 PLT		
13.	569-175H	BUSTER BAR ARM BOLT-ON END		
14.	802-091C	HHCS 1/2-13X1 1/2 GR5		
15.	804-015C	WASHER LOCK SPRING 1/2 PLT		
16.	803-020C	NUT HEX 1/2-13 PLT		
17.	566-098H	BUSTER BAR OFFSET SWIVEL		
18.	569-047D	14 TINE BUSTER BAR ANGL		
18.	569-048D	10 TINE BUSTER BAR ANGL		
18.	569-049D	8 TINE BUSTER BAR ANGL		
18.	569-060D	18 TINE BUSTER BAR ANGLE		
18.	599-123D	16 TINE BUSTER BAR ANGL		
19.	802-053C	HHCS 5/8-11X1 3/4 GR5		
20.	804-022C	WASHER LOCK SPRING 5/8 PLT		
21.	803-021C	NUT HEX 5/8-11 PLT		
22.	599-135D	BOLT ON COLLAR		
23.	802-114C	HHCS 3/8-16X2 1/2 GR5		
24.	803-123C	NUT HEX TOP LOCK 3/8-16 PLT		
25.	599-055H	BUSTER BAR SWIVEL		
26.	599-049H	BUSTER BAR 2 TINE WELD RH		
27.	599-050H	BUSTER BAR 2 TINE WELD LH		
28.	599-051H	BUSTER BAR 3 TINE WELD RH		
29.	599-052H	BUSTER BAR 3 TINE WELD LH		
30.	599-124D	BUSTER BAR ANGLE MIDDLE		

Rear Hitch Assembly

(Applies to TC5109 (A1419X-), TC5111 (A1419X-), TC5113 (A1419X-), TC5115 (A1419X-), TC5313 (A1419X-), TC5315 (A1419X-), TC5317 (A1419X-), TC5319 (A1419X-), TC5321 (A1419X-), TC5323 (A1419X-) only)



41238

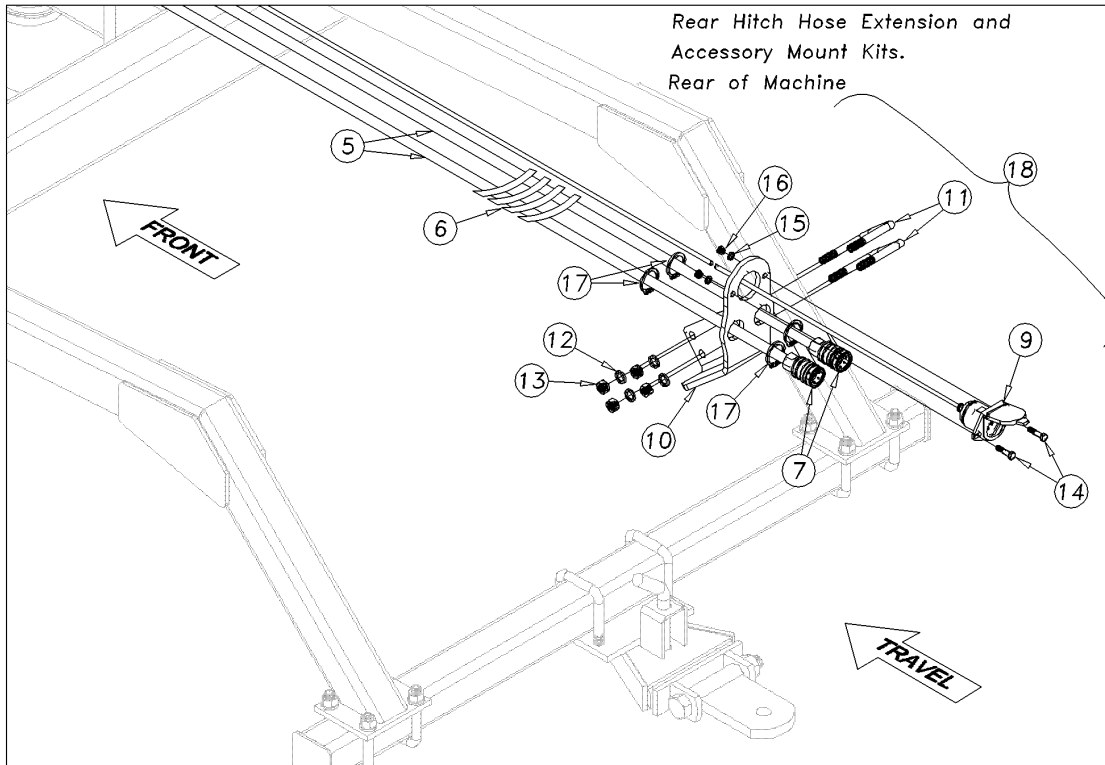
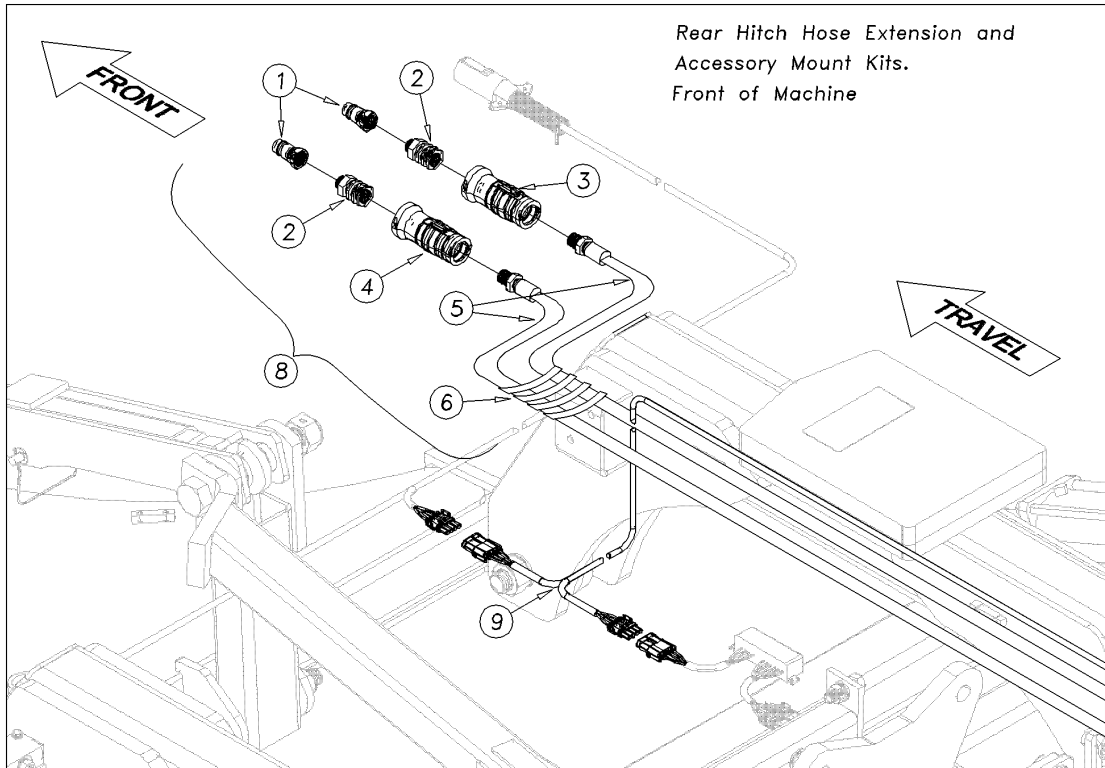
Rear Hitch Assembly

(Applies to TC5109 (A1419X-), TC5111 (A1419X-), TC5113 (A1419X-), TC5115 (A1419X-), TC5313 (A1419X-), TC5315 (A1419X-), TC5317 (A1419X-), TC5319 (A1419X-), TC5321 (A1419X-), TC5323 (A1419X-) only)

Ref	Part No.	Part Description	Comments	Revision
	dwg41238	Image No.		
1.	569-177H	REAR HITCH ARM		
2.	585-150H	CROSS ARM 56		
3.	802-212C	HHCS 3/4-10X2 1/2 GR5		
4.	804-023C	WASHER LOCK SPRING 3/4 PLT		
5.	803-027C	NUT HEX 3/4-10 PLT		
6.	806-154C	U-BOLT 3/4-10 X 4 1/32 X 7 1/2		
7.	585-092H	E-Z HITCH FLEX SLIDE		
8.	585-093H	E-Z HITCH TONGUE ASSEMBLY		
9.	802-075C	HHCS 1-8X7 GR5		
10.	803-316C	NUT HEX LOCK 1-8 PLT		
11.	802-184C	HHCS 3/4-10X1 1/2 GR5		
12.	803-126C	NUT HEX JAM NYLOCK 3/4-10 PLT		
13.	806-183C	U-BOLT 5/8-11X3 1/32X4 1/2 SPT		
14.	804-022C	WASHER LOCK SPRING 5/8 PLT		
15.	803-021C	NUT HEX 5/8-11 PLT		
16.	585-100H	BOLT-ON SLEEVE ONLY		
17.	570-055D	E-Z HITCH PIN 7/8 OD 8 1/2" L		
18.	804-215C	WASHER FLAT 7/8 ASTM F436 PLT		
19.	570-080D	SPRING - EZ HITCH PIN		
20.	805-058C	PIN COTTER 3/16 X 2		
21.	569-182A	REAR HITCH - FLEX TONGUE	Includes items 1 thru 20	
21.	569-183A	REAR HITCH - BALL JOINT TONGUE	Includes items 1 thru 6, 11 thru 20 & 24	
22.	585-099S	BOLT-ON SLEEVE ASSY W/O TONGUE	Includes items 16 thru 20	
23.	589-126A	BOLT ON EZ HITCH FLEX TONGUE	Includes items 7 thru 20	
24.	585-090H	E-Z HITCH RIGID SLIDE		
25.	589-127A	BOLT ON EZHITCH RIGID BALL JNT	Includes items 11 thru 20 & 24	

Rear Hitch Accessories

(Applies to TC5109 (A1419X-), TC5111 (A1419X-), TC5113 (A1419X-), TC5115 (A1419X-), TC5313 (A1419X-), TC5315 (A1419X-), TC5317 (A1419X-), TC5319 (A1419X-), TC5321 (A1419X-), TC5323 (A1419X-) only)



41295

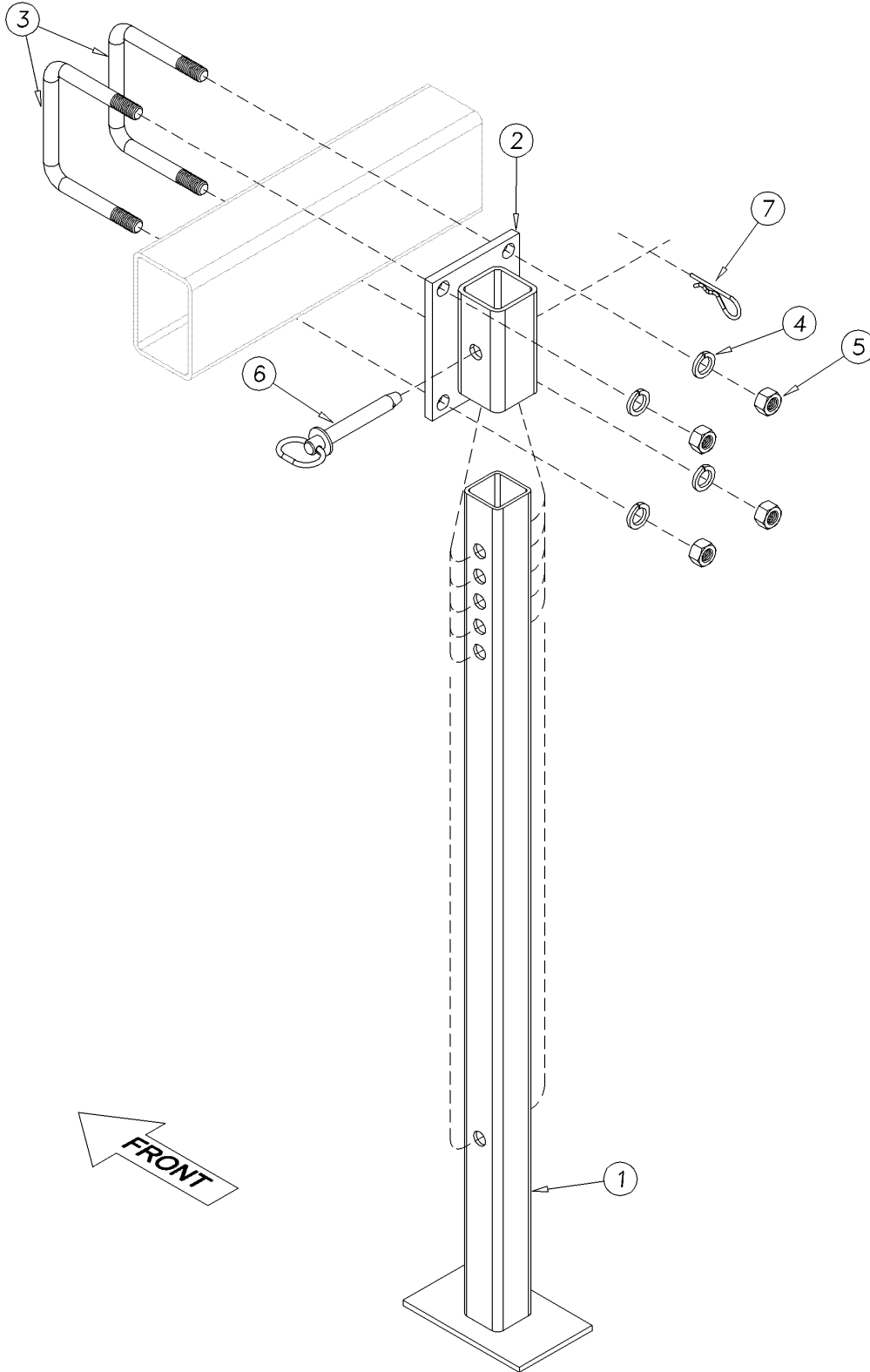
Rear Hitch Accessories

(Applies to TC5109 (A1419X-), TC5111 (A1419X-), TC5113 (A1419X-), TC5115 (A1419X-), TC5313 (A1419X-), TC5315 (A1419X-), TC5317 (A1419X-), TC5319 (A1419X-), TC5321 (A1419X-), TC5323 (A1419X-) only)

Ref	Part No.	Part Description	Comments	Revision
	dwg41295	Image No.		
1.	811-394C	CP 3/4FORB MALE QD POPPET TYPE		
2.	811-919C	AD 3/4MORB 3/4FORB (HG)		
3.	811-917C	HG HANDLE - YELLOW EXT		
4.	811-918C	HG HANDLE - YELLOW RET		
5.	841-054C	HH3/8R2 360 3/4MORB		Rev. 2
5.	841-113C	HH3/8R2 312 3/4MORB	Replaced by 841-113C	Rev. 1
6.	550-346D	HOSE WRAP,LARGE SIZE, LONG(15")		
7.	811-870C	CP 3/4FORB FEMALE QD (POPPET)		
8.	575-938A	26' HOSE EXT PACKAGE	Includes items 1 thru 7	
9.	890-920C	DUAL MACHINE HARNESS		
10.	569-081D	REAR HITCH ACCESSORY MOUNT		
11.	806-066C	U-BOLT 1/2-13X3 1/32X4		
12.	804-015C	WASHER LOCK SPRING 1/2 PLT		
13.	803-020C	NUT HEX 1/2-13 PLT		
14.	802-010C	HHCS 5/16-18X1 1/4 GR5		
15.	804-009C	WASHER LOCK SPRING 5/16 PLT		
16.	803-008C	NUT HEX 5/16-18 PLT		
17.	800-290C	SNAP RING EXT 1 1/2 HEAVY		
18.	570-454V	REAR HITCH ACC MOUNT KIT CHIS	Includes items 10 thru 17	

Rear Jack Stand

(Applies to TC5109 (A1419X-), TC5111 (A1419X-), TC5113 (A1419X-), TC5115 (A1419X-), TC5313 (A1419X-), TC5315 (A1419X-), TC5317 (A1419X-), TC5319 (A1419X-), TC5321 (A1419X-), TC5323 (A1419X-) only)



41268

Rear Jack Stand

(Applies to TC5109 (A1419X-), TC5111 (A1419X-), TC5113 (A1419X-), TC5115 (A1419X-), TC5313 (A1419X-), TC5315 (A1419X-), TC5317 (A1419X-), TC5319 (A1419X-), TC5321 (A1419X-), TC5323 (A1419X-) only)

Ref	Part No.	Part Description	Comments	Revision
	dwg41268	Image No.		
1.	580-048H	FRAME MOUNT PP REAR STAND LE		
2.	566-121H	REAR STAND MOUNT BRACKET		
3.	806-128C	U-BOLT 3/4-10 X 6 1/32 X 5 5/8		
4.	804-023C	WASHER LOCK SPRING 3/4 PLT		
5.	803-027C	NUT HEX 3/4-10 PLT		
6.	805-195C	PIN HITCH 3/4 X 5 1/4 USEABLE		
7.	805-032C	PIN HAIR COTTER .148 WIRE		



Part Number Index

The Part Number Index is a numeric index of all part numbers included in this manual. The index shows what page(s) the part is used on.

Part Number	Page	Part Number	Page	Part Number	Page	Part Number	Page
148-404D	29, 31	566-026H	19	567-010D	71	569-273L	86
170724	85	566-027H	7	567-011D	71	569-274L	86
196-430D	43, 45	566-028H	9	569-005H	75, 77, 79	569-275H	85
1M7016-ADI	57, 59, 63, 65, 67	566-029H	11	569-007H	75, 77, 79	569-276H	86
1M7021-ADI	53, 55, 61, 69	566-030H	21, 23	569-010S	73	569-300H	86
2A0016	63, 65	566-031H	21, 23	569-014D	75, 77	569-301H	86
2A0018	53, 55, 57, 59, 61, 67	566-032H	21, 23	569-015D	73	569-302K	86
2A0024	53, 55, 57, 59, 61, 63, 65, 67	566-033H	11	569-031D	73	570-055D	95
2A0025	69	566-034H	11	569-035D	89, 91	570-080D	95
2M5414NC	63, 65	566-035H	11	569-036D	85, 89, 91	570-454V	97
2M6814NC	67	566-038H	25	569-037D	85, 89, 91	575-164D	51
2M6816NC	57, 59	566-047H	37	569-038D	89, 91	575-268D	39, 41, 48
2S6582NC	53	566-048H	14	569-039D	89, 91	575-938A	97
2S6644NC	55	566-049H	7, 11	569-047D	93	576-098H	9
2S6676NC	61	566-050H	7, 11	569-048D	93	576-114D	29, 31
2S7674NC	69	566-051H	21, 23, 25	569-049D	93	576-145D	9
3R2412	65	566-052H	23	569-060D	93	580-007S	25
3R3412	63	566-053H	17	569-061D	73	580-048H	99
3R4812	59, 67	566-065H	9	569-063D	73	580-076H	7
3R4840	59	566-066H	25	569-080D	73	580-078H	25
3R5412	53	566-067H	25	569-081D	97	580-079H	25
3R5812	57	566-068H	25	569-083D	73	580-080H	25
3R5840	57	566-069H	25	569-089D	75, 77, 79	585-023D	85, 89, 91
3R6012	55, 61	566-070H	25	569-090D	85	585-060H	91
3R7640	69	566-071H	25	569-091D	85	585-090H	95
4M6108	53, 55, 61	566-073H	25	569-092D	85	585-092H	95
4R2109	65	566-075H	25	569-105D	85	585-093H	95
4R3109	63	566-076D	75, 77, 79	569-106D	85	585-094H	85, 89, 91
4R4109	59, 67	566-076H	25	569-107D	85	585-099S	95
4R5109	57	566-077H	25	569-108D	85	585-100H	95
4R7113	69	566-084H	21, 23	569-110D	85	585-150H	95
502-068D	51	566-085H	21, 23	569-111D	85	586-056D	71
548-001S	39, 41	566-092H	21, 23	569-112D	85	586-087D	71
548-002S	47	566-093H	21, 23	569-125D	79	586-093D	71
548-003S	43, 45	566-094H	19	569-150K	85	586-149D	7
550-123D	39, 41, 48	566-095H	25	569-151H	85, 89, 91	586-173H	31
550-200H	37	566-096H	25	569-152H	89, 91	586-182D	71
550-201H	37	566-097H	25	569-153H	89, 91	586-186D	71
550-202S	37	566-098H	93	569-154H	89, 91	586-187D	71
550-346D	97	566-111H	9	569-155K	85	586-188D	71
550-425D	37	566-112H	19	569-157H	89, 91	586-241V	13
552-050V	93	566-113H	25	569-158H	85, 89, 91	586-390D	31
556-236D	13	566-114H	17	569-158S	89, 91	586-391D	31
556-375D	71	566-118H	25	569-159S	89, 91	586-648D	71
560-236D	33, 35	566-119H	31	569-160S	89, 91	589-126A	95
566-001D	7, 25	566-120H	9	569-161S	89, 91	589-127A	95
566-001H	7	566-121H	99	569-162H	75	589-132H	75, 77, 79
566-002D	13	566-135H	25	569-163H	93	598-016H	73, 77, 79
566-002H	13	566-148D	31	569-165H	85, 89, 91	599-049H	93
566-003D	71	566-149D	31	569-174H	93	599-050H	93
566-003H	9	566-150D	9, 17	569-175H	93	599-051H	93
566-004D	71	566-169D	13	569-177H	95	599-052H	93
566-004H	9	566-170D	13	569-182A	95	599-055H	93
566-005H	13	566-171D	17	569-183A	95	599-123D	93
566-006H	7	566-172D	17	569-186H	73	599-124D	93
566-007H	7	566-176D	9	569-187H	73	599-135D	93
566-008H	17	566-177D	9	569-188H	73	5M6138	61
566-010H	13	566-193H	19	569-189H	73	5M6144	53, 55
566-011S	14	566-194H	25	569-192H	75, 77	5R2114	65
566-012H	11	566-195S	7, 25	569-193H	75, 77, 79	5R3114	63
566-013H	13	566-200D	7	569-197H	85, 89	5R4114	67
566-014H	21	567-001D	71	569-198H	85, 89	5R4118	59
566-016H	23	567-002D	71	569-203H	75, 77, 79	5R5118	57
566-017H	23	567-003D	71	569-204K	85	5R7118	69
566-018H	25	567-004D	71	569-205H	85	6R2164-ADI	65
566-019H	25	567-005D	71	569-206H	85	6R3164-ADI	63
566-022H	13	567-006D	71	569-207L	85	6R4164-ADI	59, 67
566-025H	17	567-007D	71	569-208H	73	6R5162-ADI	53, 55, 61
		567-008D	71	569-209H	73	6R5164-ADI	57
		567-009D	71	569-231S	85	6R7184-ADI	69

[Table of Contents](#) [Part Number Index](#)



Part Number Index (continued)

Part Number	Page	Part Number	Page	Part Number	Page	Part Number	Page
7M5316	63, 65	802-783C	13	804-022C	13, 17, 19, 71,	810-373C	59, 67
7M6314	67	802-802C	33, 35		73, 75, 77, 79,	810-489C	45
7M6318	57, 59	802-819C	93		85, 89, 91, 93, 95	810-495C	45
7M6338	61	802-820C	31	804-023C	7, 9, 11, 17, 19,	810-501C	39, 41
7M6344	53, 55	802-827C	14		21, 23, 25, 31,	810-502C	41
7M7318	69	802-841C	31		71, 73, 75, 77,	810-511C	37, 39, 41
800-001C	29, 31	802-842C	71		79, 85, 89, 91,	810-512C	9, 45
800-080C	17, 19	802-854C	13		93, 95, 99	810-532C	45
800-082C	27	802-859C	13	804-024C	85, 89, 91	810-622C	17, 43
800-085C	73	802-882C	33, 35	804-027C	13	810-638C	43
800-130C	33, 35, 71, 89, 91	802-921C	73	804-028C	13, 51, 75, 77,	810-639C	47
800-290C	97	802-926C	77, 79		79, 85, 89, 91	810-640C	47
800-407C	85	803-006C	9, 17, 19	804-029C	13	810-645C	47
801-005C	9, 17, 19	803-007C	27	804-030C	9	810-689C	41
801-054C	85, 89, 91	803-008C	9, 17, 97	804-035C	13	810-691C	69
801-226C	89, 91	803-013C	9	804-037C	13, 85	811-063C	39, 41, 43, 45, 47
802-005C	27	803-015C	85	804-039C	73	811-065C	45
802-010C	51, 97	803-018C	89, 91	804-063C	31	811-078C	39, 41, 43, 45, 47
802-013C	9	803-019C	9, 73, 77, 79	804-075C	71	811-079C	45
802-023C	53, 55, 57, 59,	803-020C	7, 9, 11, 37, 71,	804-094C	37	811-088C	39, 41, 43
	61, 63, 65, 67, 69		75, 77, 79, 93, 97	804-134C	13	811-125C	48
802-039C	37, 75, 77, 79	803-021C	13, 17, 19, 71,	804-192C	13, 25, 51, 73	811-203C	39, 41
802-045C	31		73, 75, 77, 79,	804-200C	71	811-394C	39, 41, 43, 45,
802-051C	13, 17, 19		85, 89, 91, 93, 95	804-205C	71		47, 97
802-053C	93	803-026C	17, 71	804-215C	95	811-550C	48
802-055C	89, 91	803-027C	7, 9, 11, 17, 19,	805-001C	7	811-582C	45
802-060C	73		21, 23, 25, 31,	805-017C	29, 31	811-584C	45
802-064C	7, 9, 11, 19, 21,		71, 73, 75, 77,	805-021C	73	811-670C	45, 47, 48
	23, 25		79, 85, 89, 91,	805-032C	99	811-671C	48
802-066C	17		93, 95, 99	805-058C	13, 51, 53, 55,	811-686C	45
802-068C	73, 85, 89, 91	803-030C	75, 77, 79, 85, 89		57, 59, 61, 63,	811-690C	39, 41, 43
802-070C	71, 86	803-031C	13		65, 67, 69, 95	811-726C	45
802-073C	7, 25	803-032C	25, 73	805-089C	33, 35	811-826C	39, 41
802-075C	95	803-034C	9, 73	805-115C	31	811-827C	47
802-091C	9, 85, 93	803-036C	93	805-134C	13	811-831C	39, 41
802-095C	71	803-038C	51, 89, 91	805-140C	91	811-833C	39, 41
802-100C	75, 77, 79	803-049C	13	805-142C	85, 89	811-834C	41
802-114C	93	803-053C	33, 35	805-155C	7	811-838C	43, 47
802-115C	37, 51	803-077C	93	805-195C	99	811-842C	39, 41
802-119C	13	803-084C	71	805-200C	14	811-848C	45
802-130C	37, 73, 77, 79	803-095C	29, 31	805-225C	85, 89, 91	811-849C	45
802-131C	9	803-123C	7, 11, 21, 23, 25,	805-349C	7, 25	811-870C	97
802-162C	75, 77		93	805-350C	9, 11, 21, 23, 25	811-896C	47
802-169C	7, 25	803-126C	95	805-352C	13	811-902C	43, 45
802-182C	29, 31, 33, 35	803-149C	85	805-396C	51, 53, 55, 57,	811-913C	39, 41
802-184C	17, 95	803-166C	33, 35		59, 61, 63, 65,	811-914C	47
802-192C	75, 77, 79, 93	803-168C	85, 89		67, 69	811-915C	43, 45
802-212C	9, 11, 17, 19, 21,	803-219C	29, 31, 33, 35	805-399C	14	811-916C	43, 45
	23, 25, 73, 75,	803-234C	53, 55, 57, 59,	806-005C	71	811-917C	97
	77, 79, 95		61, 63, 65, 67, 69	806-066C	97	811-918C	97
802-258C	13	803-239C	31	806-069C	7, 11	811-919C	39, 41, 43, 45,
802-262C	71	803-255C	71	806-128C	85, 89, 91, 93, 99		47, 97
802-279C	17	803-257C	69	806-154C	95	811-939C	45
802-280C	71	803-314C	13, 23, 25	806-159C	9	811-952C	47
802-329C	89, 91	803-316C	7, 13, 25, 95	806-183C	85, 89, 91, 95	811-953C	48
802-332C	13	803-317C	13	806-202C	9	811-978C	47
802-333C	13	803-338C	37	807-073C	13	811-993C	47
802-360C	75, 77	803-339C	71	807-216C	37	812-006CP	71
802-368C	25	803-342C	29, 31, 75, 93	807-225C	85, 89	814-223C	29, 31, 33, 35
802-383C	9, 13	803-367C	73	807-229C	71	814-247C	29, 33, 35
802-390C	71	804-006C	9, 17, 19	807-286C	73	814-248C	29, 33, 35
802-413C	29, 93	804-008C	33, 35	807-287C	75, 77, 79	814-255C	29, 31
802-469C	71	804-009C	9, 13, 17, 37, 51,	810-014C	55	814-256C	29, 31
802-483C	9, 11, 21, 23, 25		97	810-060C	53	815-164C	29, 31
802-544C	14	804-014C	85	810-116C	13, 39, 41	815-226C	33, 35
802-590C	75	804-015C	7, 9, 11, 13, 37,	810-131C	9, 45	815-229C	33, 35
802-594C	85, 89, 91		71, 75, 77, 79,	810-151C	57	815-251C	29, 31
802-623C	7, 25		85, 89, 91, 93, 97	810-172C	61	816-220C	29, 31
802-705C	51	804-017C	13, 75, 77, 79	810-173C	65	816-529C	33, 35
802-715C	13			810-174C	63	816-642C	31
802-748C	13, 23, 25			810-300C	45	816-679C	85



Part Number Index (continued)

<u>Part Number</u>	<u>Page</u>	<u>Part Number</u>	<u>Page</u>
817-042C	9	890-793C	13
817-516C	9	890-798C	13
817-910C	73, 75, 77, 79	890-872C	13
818-055C	17, 19	890-901C	27
818-134C	81, 83	890-920C	97
818-135C	83	890-923C	27
818-136C	81, 83	890-924C	27
820-032C	75	890-925C	27
820-268C	73	890-926C	27
820-279C	73	890-927C	27
820-282C	77, 79	890-977C	13
820-285C	73, 77, 79	891-189C	13
820-332C	75	891-210C	13
820-333C	75	891-219C	85
820-336C	75	dwg41139	7
820-337C	75	dwg41140	13
820-350C	71	dwg41141	21
820-368C	75	dwg41142	23
820-385C	77	dwg41143	25
820-387C	89, 91	dwg41148	71
820-388C	89, 91	dwg41153	29
820-389C	89, 91	dwg41154	33
820-390C	89, 91	dwg41155	35
820-442C	85	dwg41156	17
822-020C	33, 35	dwg41158	37
822-021C	33, 35	dwg41161	39
822-026C	71	dwg41162	41
822-048C	29, 31	dwg41163	43
822-053C	29, 31	dwg41165	45
822-109C	29, 31	dwg41166	47
822-110C	29, 31	dwg41167	51
822-168C	33, 35	dwg41180	11
822-169C	33, 35	dwg41181	9
822-244C	89, 91	dwg41182	91
822-258C	85	dwg41183	19
838-094C	81, 83	dwg41184	93
838-161C	81, 83	dwg41185	81
838-482C	81, 83	dwg41186	83
838-598C	81, 83	dwg41238	95
838-599C	83	dwg41268	99
838-600C	81, 83	dwg41269	75
838-602C	83	dwg41270	77
838-603C	81, 83	dwg41272	89
838-606C	81, 83	dwg41295	97
838-611C	81, 83	dwg41299	31
838-613C	81, 83	dwg41847	73
838-614C	81, 83	dwg41913	53, 55, 61
838-615C	81, 83	dwg41918	57, 59, 63, 65, 67, 69
841-004C	43, 45	dwg42041	85
841-006C	48	dwg42078	79
841-008C	43, 47	dwg42647	27
841-030C	41	ER207-210	89, 91
841-035C	41	FS-210-H	89, 91
841-054C	97	HC210-31-TRL	89, 91
841-113C	97	MC0003	85, 89, 91
841-245C	41	PPI-203VR	13
841-251C	39, 41	PPI-205H	13
841-303C	39, 41	PPI-302V	13
841-304C	39, 41	PW0132	85, 89, 91
841-305C	48	PW0133	91
841-310C	41		
841-361C	45		
848-271C	81, 83		
848-291C	81, 83		
848-331C	81, 83		
848-381C	9		
848-390C	83		
890-005C	7, 25		
890-143C	13, 73		
890-277C	29, 31		
890-781C	33, 35		

This Page Intentionally Left Blank



Great Plains Mfg., Inc.
1525 E. North Street
Salina, Kansas 67401 USA

www.greatplainsmfg.com
