

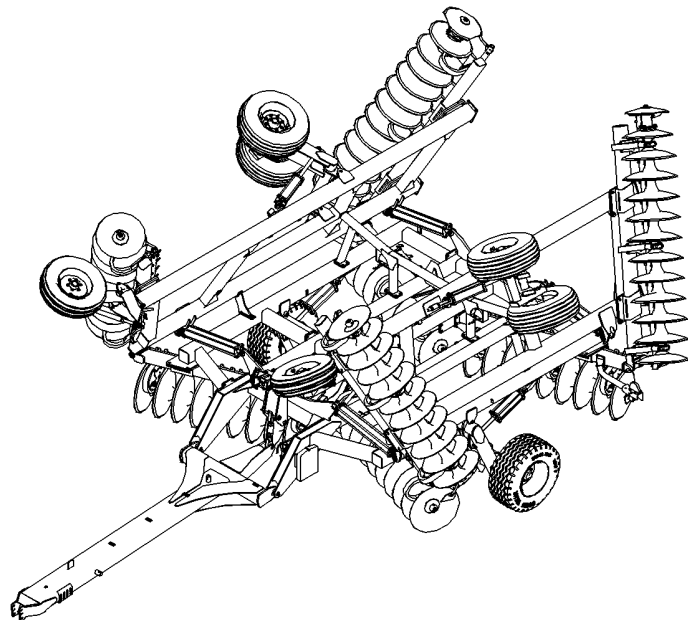
---

# Parts Manual

7000 Series Disk Harrow  
Series II 7323, 7326, 7329, 7330, 7333, 7336



*Read the Operator's manual entirely. When you see this symbol, the subsequent instructions and warnings are serious - follow without exception. Your life and the lives of others depend on it!*



43401

*Cover illustration may show optional equipment not supplied with standard unit.*



# Table of Contents

<b>Section 1: Introduction.....</b>	<b>4</b>	Vegematic Disk Gang Assembly 7 1/2" & 9" Spacing.....	80
Using This Manual.....	4	Spring Scraper Assembly.....	82
Manual Replacement Information.....	4	Furrow Filler Assembly.....	84
Manual Revisions.....	4	<b>Section 6: Decals.....</b>	<b>86</b>
Touch-up Paint.....	4	Decals.....	86
Hardware Legend.....	5	<b>Section 7: Attachments.....</b>	<b>88</b>
Replacement Hardware.....	5	3 Bar Spike Drag HR Harrow Assembly.....	88
Serial Numbers.....	5	Coil Tine Drag Arm Assembly.....	90
Part Number Service Coding.....	5	Finishing Reel Attachment.....	92
<b>Section 2: Frames.....</b>	<b>6</b>	Rear E-Z Hitch with Slide Flex Tongue.....	94
Center Frame Assembly: 7323, 7326 & 7329.....	6	Rear E-Z Hitch with Slide Ridgid Ball.....	96
Center Frame Assembly: 7330, 7333 & 7336.....	8	7323-7329DH Rear Hitch Accessories.....	98
Center Lift Assembly: 7323, 7326 & 7329.....	10	7330-7336DH Rear Hitch Accessories.....	100
Center Lift Assembly: 7330, 7333 & 7336.....	12	Rear Jack Stand.....	102
Hitch & Level Bar Assembly.....	14		
Wing Assembly: 7323, 7326 & 7330.....	18		
Wing Cylinder Assembly: 7323, 7326 & 7330.....	20		
Wing Assembly: 7329, 7333 & 7336.....	22		
Wing Cylinder Assembly: 7329, 7333 & 7336.....	24		
Lights.....	26		
<b>Section 3: Transport.....</b>	<b>28</b>		
Center Walking Beam: 7323, 7326 & 7329.....	28		
Center Walking Beam: 7330, 7333 & 7336.....	30		
Wing Walking Beam: 7323, 7326, & 7330.....	32		
Wing Walking Beam: 7329, 7333, & 7336.....	34		
Slide In Hub & Spindle.....	36		
Gauge Wheel Assembly.....	38		
Hydraulic Gauge Wheel.....	40		
<b>Section 4: Hydraulics.....</b>	<b>42</b>		
Depth Control Assembly.....	42		
Hydraulic Lift, Fold & Level: 7323, 7326 & 7329.....	44		
Hydraulic Lift, Fold & Level 7330, 7333 & 7336.....	46		
Hydraulic Lift Layout: 7323, 7326 & 7329.....	48		
Hydraulic Lift Layout: 7330, 7333 & 7336.....	50		
Hydraulic Lift Layout: Wings - 7323, 7326 & 7330.....	52		
Hydraulic Lift Layout: Wings - 7329, 7333 & 7336.....	54		
Hydraulic Fold Layout: 7323, 7326 & 7329.....	56		
Hydraulic Fold Layout: 7330, 7333 & 7336.....	58		
Fold Cylinder Assembly: 7323, 7326 & 7329.....	60		
Fold Cylinder Assembly: 7330, 7333 & 7336.....	62		
Hydraulic Level Layout: 7323, 7326 & 7329.....	64		
Hydraulic Level Layout: 7330, 7333 & 7336.....	66		
Hydraulic Cylinder (850-016C).....	68		
Hydraulic Cylinder (810-488C 4x30x1.5 Rod).....	70		
Hydraulic Cylinder (850-009C 3.50x12x1.25).....	72		
Hydraulic Cylinder (850-010C 3.75x12x1.38).....	74		
Hydraulic Cylinder (850-011C 4.00x12x1.38).....	76		
<b>Section 5: Gangs.....</b>	<b>78</b>		
Disk Gang Assembly: 7 1/2" & 9" Spacing.....	78		

<b>Part Number Index.....</b>	<b>104</b>
-------------------------------	------------

© Copyright 2017 All rights reserved Printed 01/18/17

Great Plains Manufacturing, Inc. provides this publication "as is" without warranty of any kind, either expressed or implied. While every precaution has been taken in the preparation of this manual, Great Plains Manufacturing, Inc. assumes no responsibility for errors or omissions. Neither is any liability assumed for damages resulting from the use of the information contained herein. Great Plains Manufacturing, Inc. reserves the right to revise and improve its products as it sees fit. This publication describes the state of this product at the time of its publication, and may not reflect the product in the future.

Great Plains Manufacturing, Incorporated Trademarks

The following are trademarks of Great Plains Mfg., Inc.: Application Systems, Ausherman, Land Pride, Great Plains

All other brands and product names are trademarks or registered trademarks of their respective holders.

Printed in the United States of America.



# Alphabetized Table of Contents

## Selected Models

**3**

3 Bar Spike Drag HR Harrow Assembly.....88

**7**

7323-7329DH Rear Hitch Accessories.....98  
 7330-7336DH Rear Hitch Accessories.....100

**C**

Center Frame Assembly: 7323, 7326 & 7329.....6  
 Center Frame Assembly: 7330, 7333 & 7336.....8  
 Center Lift Assembly: 7323, 7326 & 7329.....10  
 Center Lift Assembly: 7330, 7333 & 7336.....12  
 Center Walking Beam: 7323, 7326 & 7329.....28  
 Center Walking Beam: 7330, 7333 & 7336.....30  
 Coil Tine Drag Arm Assembly.....90

**D**

Decals.....86  
 Depth Control Assembly.....42  
 Disk Gang Assembly: 7 1/2" & 9" Spacing.....78

**F**

Finishing Reel Attachment.....92  
 Fold Cylinder Assembly: 7323, 7326 & 7329.....60  
 Fold Cylinder Assembly: 7330, 7333 & 7336.....62  
 Furrow Filler Assembly.....84

**G**

Gauge Wheel Assembly.....38

**H**

Hitch & Level Bar Assembly.....14  
 Hydraulic Cylinder (810-488C 4x30x1.5 Rod).....70  
 Hydraulic Cylinder (850-009C 3.50x12x1.25).....72  
 Hydraulic Cylinder (850-010C 3.75x12x1.38).....74  
 Hydraulic Cylinder (850-011C 4.00x12x1.38).....76  
 Hydraulic Cylinder (850-016C).....68  
 Hydraulic Fold Layout: 7323, 7326 & 7329.....56  
 Hydraulic Fold Layout: 7330, 7333 & 7336.....58  
 Hydraulic Gauge Wheel.....40  
 Hydraulic Level Layout: 7323, 7326 & 7329.....64  
 Hydraulic Level Layout: 7330, 7333 & 7336.....66  
 Hydraulic Lift Layout: 7323, 7326 & 7329.....48  
 Hydraulic Lift Layout: 7330, 7333 & 7336.....50  
 Hydraulic Lift Layout: Wings - 7323, 7326 & 7330.....52  
 Hydraulic Lift Layout: Wings - 7329, 7333 & 7336.....54  
 Hydraulic Lift, Fold & Level 7330, 7333 & 7336.....46  
 Hydraulic Lift, Fold & Level: 7323, 7326 & 7329.....44

**L**

Lights.....26

**R**

Rear E-Z Hitch with Slide Flex Tongue.....94

Rear E-Z Hitch with Slide Ridgid Ball.....96  
 Rear Jack Stand.....102

**S**

Slide In Hub & Spindle.....36  
 Spring Scraper Assembly.....82

**V**

Vegematic Disk Gang Assembly 7 1/2" & 9" Spacing...80

**W**

Wing Assembly: 7323, 7326 & 7330.....18  
 Wing Assembly: 7329, 7333 & 7336.....22  
 Wing Cylinder Assembly: 7323, 7326 & 7330.....20  
 Wing Cylinder Assembly: 7329, 7333 & 7336.....24  
 Wing Walking Beam: 7323, 7326, & 7330.....32  
 Wing Walking Beam: 7329, 7333, & 7336.....34



## General Information

### Using This Manual

This manual is divided into sections. The first section contains General Information, a Table of Contents, an Alphabetical Page Index, and a Part Number Index. The remaining sections divide the machine into segments (i.e. Frames, Drives, Hydraulics, etc.) which illustrate and list all parts.

The Great Plains parts in this manual are specially designed for this machine and should be replaced with Great Plains parts only.

The information in this manual is current at printing. Some parts may change to assure top performance.

Right-hand and left-hand as used in this manual are determined by facing the direction the machine will travel while in use.

Below is an example of two facing pages from a parts manual. Familiarize yourself with the contents of these pages.

### Manual Replacement Information

Replacement manuals are available. Refer to your dealer or the Great Plains Publications Catalog for additional information.

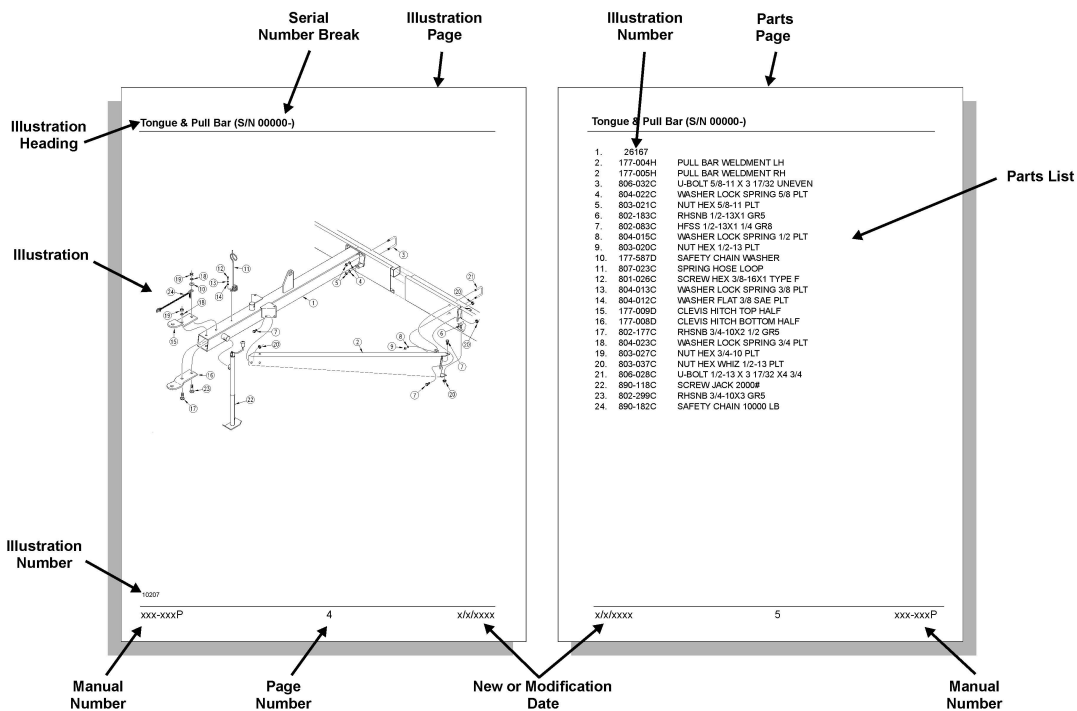
### Manual Revisions

When this manual is revised, the modification date is printed on the front cover and on the revised page(s).

### Touch-up Paint

Repaint parts where paint is worn or scratched to prevent rust. Aerosol touch-up paint is available. To order use Great Plains parts numbers below:

GP Green . . . . .	821-001C
GP Black . . . . .	821-002C
GP Beige . . . . .	821-003C
GP Buckskin . . . . .	821-004C



## Hardware Legend

<b>AR</b>	As Required
<b>BLADE</b>	Blade Bolt
<b>C</b>	Cap Screw
<b>CP</b>	Cotter Pin
<b>CPHSSS</b>	Cup Point Hex Socket Set Screw
<b>CPSHSS</b>	Cup Point Square Head Set Screw
<b>CPSQHSS</b>	Cup Point Square Head Set Screw
<b>CRFCHMS</b>	Cross Recess Flat Countersunk Head Mach. Screw
<b>CRPHMS</b>	Cross Recess Pan Head Machine Screw
<b>CRPHTFS</b>	Cross Recess Pan Head Thread Forming
<b>CRRHMS</b>	Cross Recess Round Head Machine Screw
<b>CRTHMS</b>	Cross Recess Truss Head Machine Screw
<b>CSNB</b>	Countersunk Square Neck Bolt
<b>FHMS</b>	Flat Head Machine Screw
<b>FTC</b>	Full Thread Cap Screw
<b>H</b>	Hex Nut
<b>HCLN</b>	Hex Center Lock Nut
<b>HFLCS</b>	Hex Flange Lock Cap Screw
<b>HFS</b>	Hex Flange Screw
<b>HFSLN</b>	Hex Flange Serrated Lock Nut
<b>HFSS</b>	Hex Flange Serrated Screw
<b>HHCS</b>	Hex Head Cap Screw or Metric Bolt
<b>HSBHCS</b>	Hex Socket Button Head Cap Screw
<b>HSFCHCS</b>	Hex Socket Flat Countersunk Head Cap Screw
<b>HSCHS</b>	Hex Socket Head Cap Screw
<b>HSSS</b>	Hex Socket Head Screw
<b>HTLN</b>	Hex Top Lock Nut
<b>HWHCS</b>	Hex Washer Head Cap Screw

<b>HWHMS</b>	Hex Washer Head Machine Screw
<b>HXBHCS</b>	Hex Socket Button Head Cap Screw
<b>J</b>	Hex Jam Nut
<b>JIC</b>	37 Degree Tapered Thread
<b>L</b>	Helical Spring Lock Washer
<b>LUG</b>	Lug Bolt
<b>NFC</b>	National Fine Cap Screw
<b>NPSM</b>	National Pipe Straight Mechanical
<b>NPTF</b>	National Pipe Taper Fuel
<b>P</b>	Wide Plain Washer
<b>PHMS</b>	Pan Head Machine Screw
<b>PLOW</b>	Plow Bolt
<b>RHMS</b>	Round Head Machine Screw
<b>RHSNB</b>	Round Head Square Neck Bolt
<b>SCREW LEVELING</b>	Leveling Screw
<b>SCREW THUMB</b>	Thumb Screw
<b>SCREW WELD</b>	Weld Screw
<b>SFCHMS</b>	Slotted Flat Countersunk Head Machine Screw
<b>SFHMS</b>	Slotted Fillister Head Machine Screw
<b>SP</b>	Special
<b>SP SCREW</b>	Special Screw
<b>SQHSS</b>	Square Head Set Screw
<b>SRHMS</b>	Slotted Round Head Machine Screw
<b>SSS</b>	Socket Set Screw
<b>STCS</b>	Self Tapping Cap Screw
<b>STHMS</b>	Slotted Truss Head Machine Screw
<b>WHEEL</b>	Wheel Studs and Hub Long Bolts
<b>WING</b>	Wing Bolt

## Replacement Hardware

The **Hardware Legend** above lists hardware abbreviations used in the parts lists. All bolts and nuts are grade 5 unless otherwise noted. The use of improper grades of hardware can result in personal injury, damage to equipment, or loss of property.

### Serial Numbers

Always use the serial and model number when ordering parts. Refer to the operator's manual for serial number plate location.

(S/N 20001+ or S/N 20001 and above) Includes serial numbers 20001 and above (to the latest number)

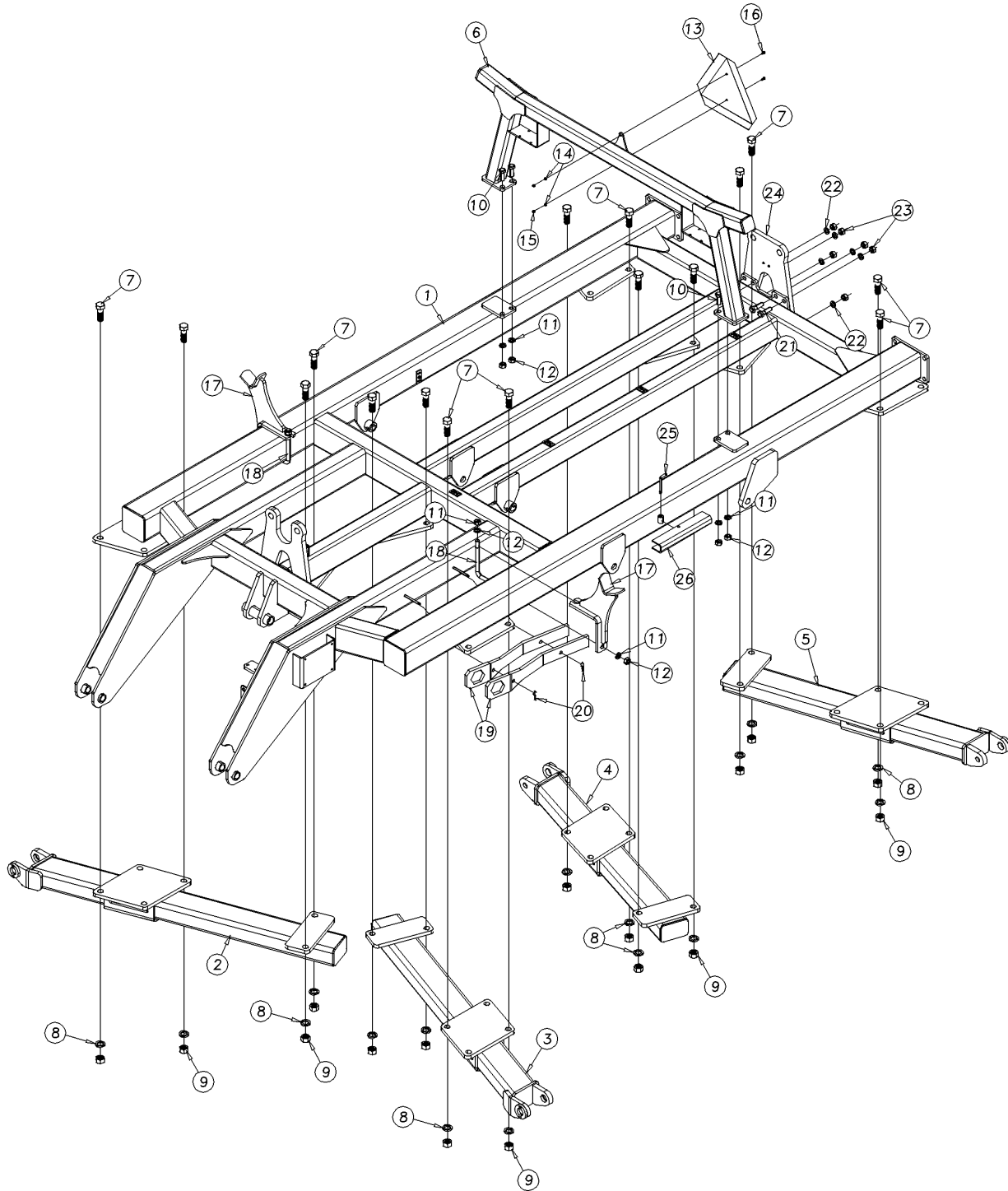
(S/N 10001+→20000) Includes serial numbers between 10000 and 20001

(S/N 10000- or S/N 10000 and below) Includes serial numbers 10000 and below (to the earliest number)

[Table of Contents](#)   [Part Number Index](#)

**Center Frame Assembly: 7323, 7326 & 7329**

(Applies to 7323DH, 7326DH, 7329DH only)



43367

## Center Frame Assembly: 7323, 7326 & 7329

---

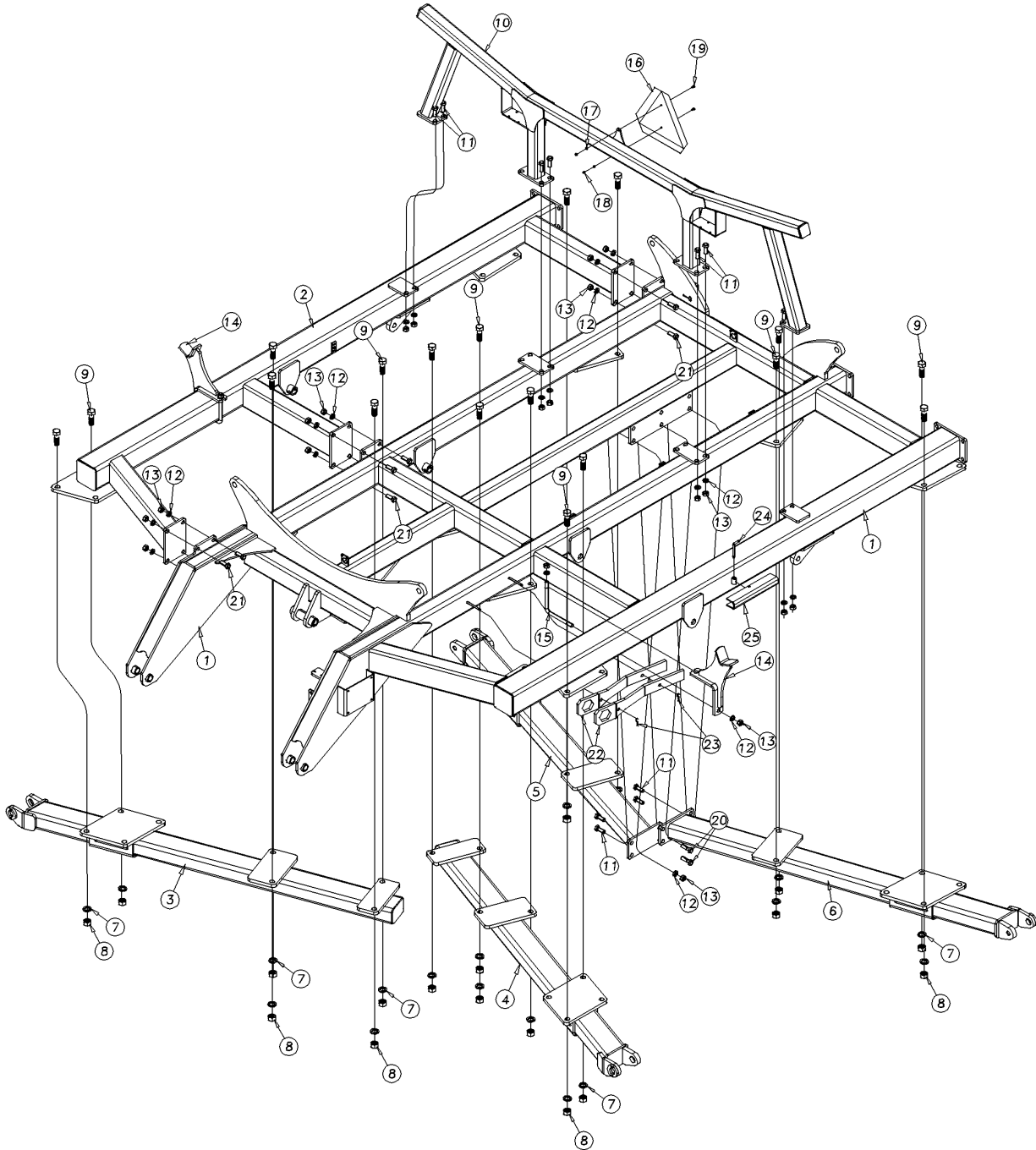
(Applies to 7323DH, 7326DH, 7329DH only)

Ref	Part No.	Part Description	Comments	Revision
	dwg43367	Image No.		
1.	556-291H	NARROW CENTER FRAME		
2.	556-240H	GANG BAR NARROW FRAME FRONT RH		
3.	556-241H	GANG BAR NARROW FRAME FRONT LH		
4.	556-242H	GANG BAR NARROW FRAME REAR RH		
5.	556-243H	GANG BAR NARROW FRAME REAR LH		
6.	556-270H	WING STOP NARROW FRAME		
7.	802-345C	HHCS 1-8X3 GR8		
8.	804-027C	WASHER LOCK SPRING 1 PLT		
9.	803-031C	NUT HEX 1-8 PLT		
10.	802-064C	HHCS 3/4-10X2 GR5		
11.	804-023C	WASHER LOCK SPRING 3/4 PLT		
12.	803-027C	NUT HEX 3/4-10 PLT		
13.	818-055C	DECAL SLOW MOVING - GALV. BACKED		
14.	804-006C	WASHER LOCK SPRING 1/4 PLT		
15.	803-006C	NUT HEX 1/4-20 PLT		
16.	801-005C	SCREW PAN HD 1/4-20 X 3/4		
17.	556-330H	WING STOP		
18.	806-262C	L-BOLT 3/4-10X7 1/2X7 1/2 GR5		
19.	556-296D	GANG WRENCH, 1 3/4		
20.	805-143C	PIN HAIR COTTER .120 PLT		
21.	802-212C	HHCS 3/4 - 10 X 2 1/2 GR5		
22.	804-023C	WASHER LOCK SPRING 3/4 PLT		
23.	803-027C	NUT HEX 3/4 - 10 PLT		
24.	556-551D	REAR FOLD BRACKET		
25.	805-001C	PIN BENT .38 X 3.0 USBL W/PIN		
26.	580-146D	CYLINDER TRANSPORT LOCK		



**Center Frame Assembly: 7330, 7333 & 7336**

(Applies to 7330DH, 7333DH, 7336DH only)



43373



**Center Frame Assembly: 7330, 7333 & 7336**

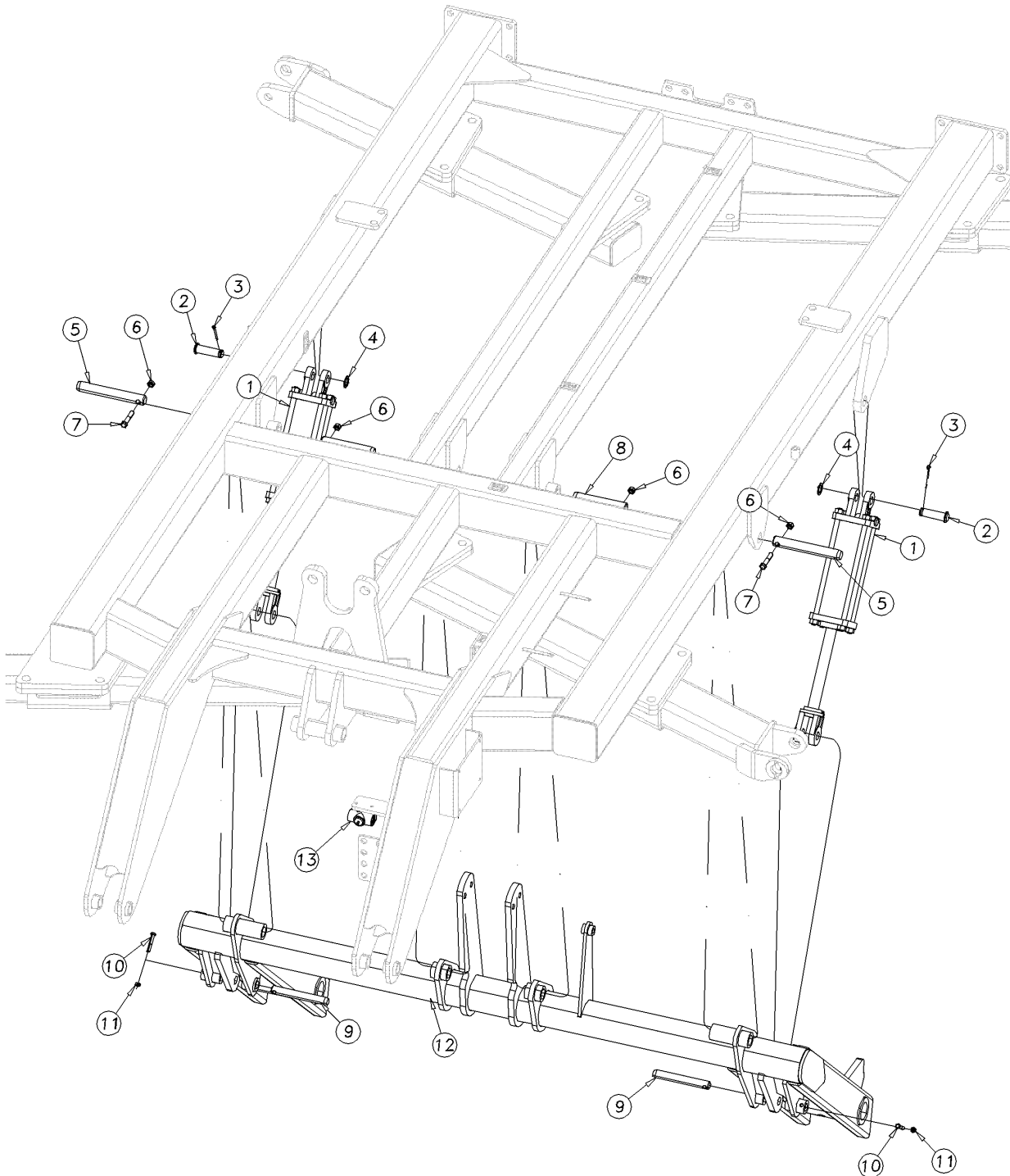
---

**(Applies to 7330DH, 7333DH, 7336DH only)**

<b>Ref</b>	<b>Part No.</b>	<b>Part Description</b>	<b>Comments</b>	<b>Revision</b>
	dwg43373	ImageNo.		
1.	556-331H	WIDE CENTER FRAME		
2.	556-345H	WIDE CENTER FRAME		
3.	556-236H	GANG BAR WIDE FRAME FRONT RH		
4.	556-237H	GANG BAR WIDE FRAME FRONT LH		
5.	556-238H	GANG BAR WIDE FRAME REAR RH		
6.	556-239H	GANG BAR WIDE FRAME REAR LH		
7.	804-027C	WASHER LOCK SPRING 1 PLT		
8.	803-031C	NUT HEX 1-8 PLT		
9.	802-345C	HHCS 1-8X3 GR8		
10.	556-327H	WING REST WIDE FRAME 110 DEG	7330 & 7333DH Only (Shown)	
10.	556-271H	WING STOP WIDE FRAME 115 DEG	7336DH Only	
11.	802-064C	HHCS 3/4-10X2 GR5		
12.	804-023C	WASHER LOCK SPRING 3/4 PLT		
13.	803-027C	NUT HEX 3/4-10 PLT		
14.	556-306H	WING STOP	7330 & 7333DH Only (Shown)	
14.	556-330H	WING STOP	7336DH Only	
15.	806-262C	L-BOLT 3/4-10X7 1/2X7 1/2 GR5		
16.	818-055C	DECAL SLOW MOVING-GALV. BACKED		
17.	804-006C	WASHER LOCK SPRING 1/4 PLT		
18.	803-006C	NUT-HEX 1/4-20 PLT		
19.	801-005C	SCREW PAN HD 1/4-20 X 3/4		
20.	802-212C	HHCS 3/4-10X2 1/2 GR5		
21.	802-947C	HHCS 3/4-10X2 GR8		
22.	556-296D	GANG WRENCH, 1 3/4		
23.	805-143C	PIN HAIR COTTER .120 PLT		
24.	805-001C	PIN BENT .38 X 3.0 USBL W/PIN		
25.	580-146D	CYLINDER TRANSPORT LOCK		

**Center Lift Assembly: 7323, 7326 & 7329**

(Applies to 7323DH, 7326DH, 7329DH only)



43368

**Center Lift Assembly: 7323, 7326 & 7329**

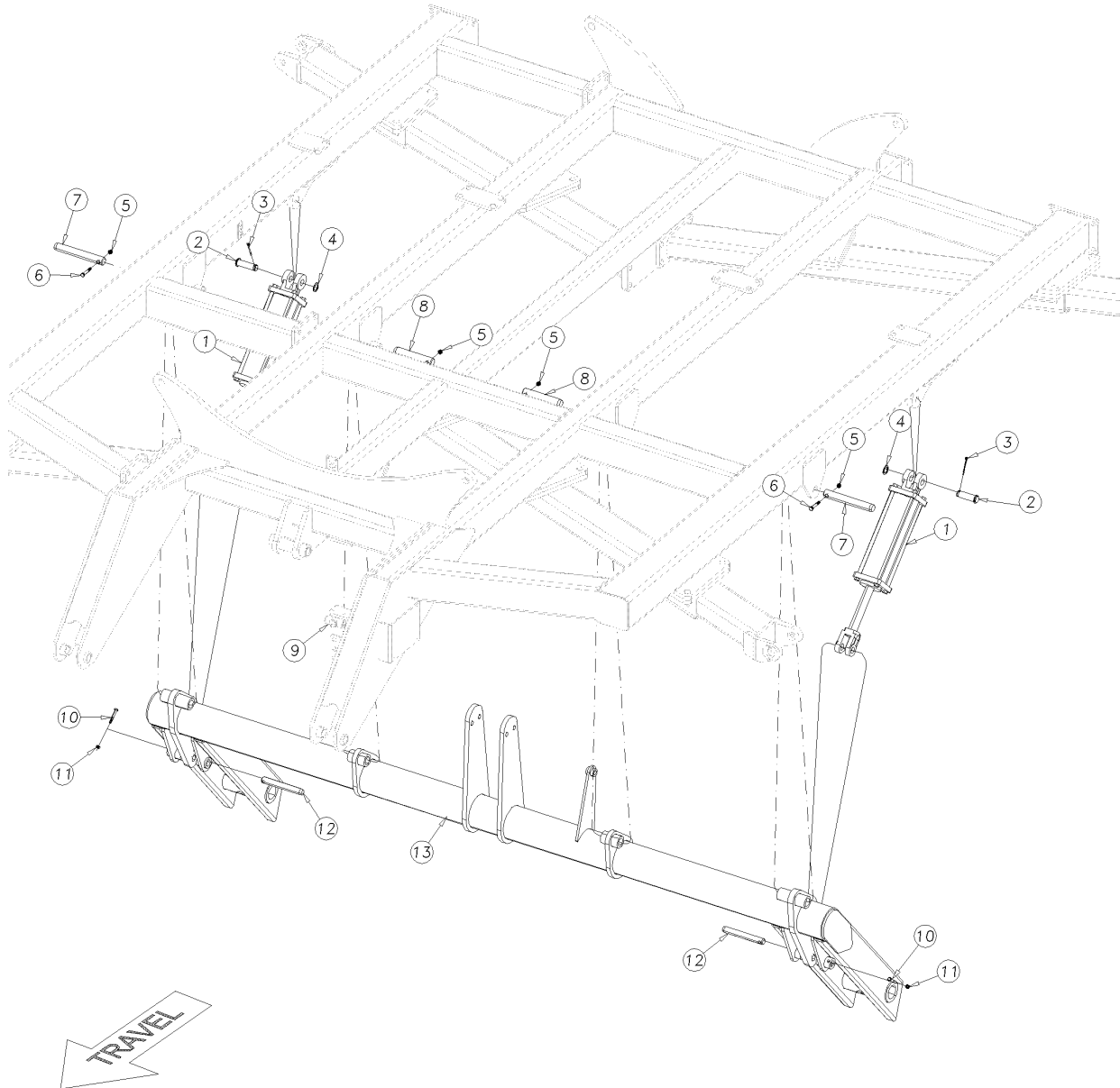
---

(Applies to 7323DH, 7326DH, 7329DH only)

<b>Ref</b>	<b>Part No.</b>	<b>Part Description</b>	<b>Comments</b>	<b>Revision</b>
	dwg43368	Image No.		
1.	850-011C	CYL REP 4.00 X 12 X 1.38 TIE 3000	Models 7329	
1.	850-010C	CYL REP 3.75 X 12 X 1.38 TIE 3000	Models 7323, 7326	
2.	805-396C	PIN CLVS 1.0 X 3.013 USBL		
3.	805-058C	PIN COTTER 3/16 X 2		
4.	804-192C	WASHER MACH 1.5 X 1.00 X .075		
5.	805-520C	PIN HDLS PVT 1.25 X 9.0 HRDN		
6.	803-342C	NUT HEX TOP LOCK 1/2 - 13 PLT		
7.	842-249C	HHCS 1/2 - 13 X 2 5/8 GR8 SPTHD		
8.	805-519C	PIN HDLS PVT 1.25 X 7.0 HRDN		
9.	805-404C	PIN 1.0X6.42 USBL HRD PLT		
10.	802-483C	HHCS 3/8 - 16 X 2 1/4 GR8 PLT		
11.	803-123C	NUT HEX TOP LOCK 3/8 - 16 PLT		
12.	556-290H	TORQUE TUBE NARROW FRAME		
13.	810-511C	HYD VALVE DEPTH CONTROL CROSS		

**Center Lift Assembly: 7330, 7333 & 7336**

(Applies to 7330DH, 7333DH, 7336DH only)



43393

**Center Lift Assembly: 7330, 7333 & 7336**

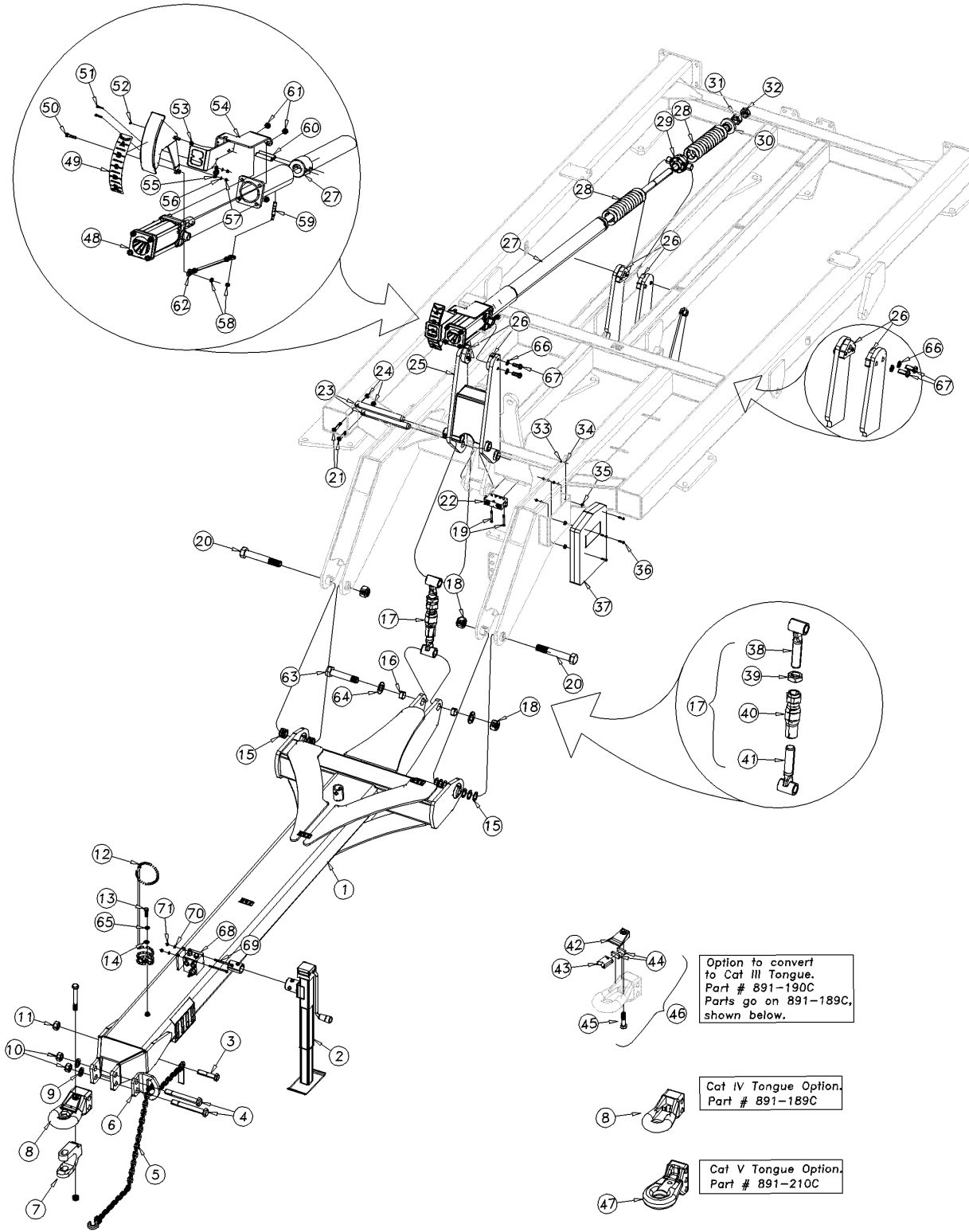
---

(Applies to 7330DH, 7333DH, 7336DH only)

Ref	Part No.	Part Description	Comments	Revision
	dwg43393	Image No.		
1.	850-011C	CYL REP 4.00 X 12 X 1.38 TIE 3000		
2.	805-396C	PIN CLVS 1.0 X 3.013 USBL		
3.	805-058C	PIN COTTER 3/16 X 2		
4.	804-192C	WASHER MACH 1.5 X 1.00 X .075		
5.	803-342C	NUT HEX TOP LOCK 1/2 - 13 PLT		
6.	842-249C	HHCS 1/2 - 13 X 2 5/8 GR8 SPTH		
7.	805-520C	PIN HDLS PVT 1.25 X 9.0 HRDN		
8.	805-519C	PIN HDLS PVT 1.25 X 7.0 HRDN		
9.	810-511C	HYD VALVE DEPTH CONTROL CROSS		
10.	802-483C	HHCS 3/8 - 16 X 2 1/4 GR8 PLT		
11.	803-123C	NUT HEX TOP LOCK 3/8 - 16 PLT		
12.	805-404C	PIN 1.0 X 6.42 USBL HRD PLT		
13.	556-329H	TORQUE TUBE		

# Hitch & Level Bar Assembly

(Applies to 7323DH, 7326DH, 7329DH, 7330DH, 7333DH, 7336DH only)



43369

***Hitch & Level Bar Assembly***

**(Applies to 7323DH, 7326DH, 7329DH, 7330DH, 7333DH, 7336DH only)**

<b>Ref</b>	<b>Part No.</b>	<b>Part Description</b>	<b>Comments</b>	<b>Revision</b>
	dwg43369	ImageNo.		
1.	556-262H	HITCH WIDE FRAME	Models 7330, 7333, 7336	
1.	556-269H	HITCH NARROW FRAME	Models 7323, 7326, 7329	
2.	890-977C	SQUARE SCREW JACK 5000LBS.		
3.	802-330C	HHS 7/8 - 9 x 4		
4.	842-203C	HHCS 1 - 8 X 7 1/2 GR8 SPTHD PLT		
5.	566-170D	SAFTEY CHAIN 20000 LB		
6.	556-236D	SAFETY CHAIN SUPPORT		
7.	890-798C	HITCH CLEVIS W/BOLT		
8.	891-189C	HITCH BASE - CAT III & IV		
9.	804-027C	WASHER LOCK SPRING 1 PLT		
10.	803-031C	NUT HEX 1 - 8 PLT		
11.	803-315C	NUT HEX LOCK 7/8 - 9 PLT		
12.	807-073C	SPRING HOSE LOOP HEAVY		
13.	802-258C	HHCS 1/2-13X1 GR5		
13.	802-091C	HHCS 1/2 - 13 X 1 1/2 GR5	Replaced by 802-258C	
14.	804-017C	WASHER FLAT 1/2USS PLT		
15.	804-165C	WASHER MACH 1 7/8 X 1 1/4 X 14GA		
16.	890-620C	BUSHING, 1 1/2 X 1 1/4 X 3/4LG		
17.	556-268S	TURNBUCKLE ASSY 14.75 - 17.75		
18.	803-314C	NUT HEX TOP LOCK 1 1/4 - 7 PLT		
19.	802-370C	HHCS 1/4-20X1 3/4 GR5		
19.	802-152C	HHCS 1/4 - 20 X 2 GR5	Replaced by 802-370C	
20.	802-748C	HHCS 1 1/4 - 7 X 8 GR8 PLT		
21.	842-249C	HHCS 1/2 - 13 X 2 5/8 GR8 SPTHD		
22.	810-599C	LOCK VALVE		
23.	805-524C	PIN HDLS PVT 1.25 X 11.0 HRDN		
24.	803-020C	NUT HEX 1/2 - 13 PLT		
25.	556-305H	H-BRACKET		
26.	402-276D	CYL MOUNT PLATE, GAUGE WHEEL		
27.	556-312H	LEVEL BAR		
28.	807-344C	SPRIING COMP 3.25OD X .68 X 12.5L		
29.	556-533D	SPRING PIVOT		
30.	556-670D	SPRING WASHER		
31.	803-034C	NUT HEX 1 1/4 - 7 PLT		
32.	803-032C	NUT HEX JAM 1 1/4 - 7 PLT		
33.	803-006C	NUT HEX 1/4 - 20 PLT		
34.	804-006C	WAHER LOCK SPRING 1/4 PLT		
35.	817-042C	MINI END WHEEL PRESS WHEEL		
36.	801-005C	SCREW PAN HD 1/4 - 20 X 3/4		
37.	817-516C	MANUAL PAK 1" W/GASKET		
38.	556-266H	TURNBUCKLE END 1 1/2 - 6 UNC RH		
39.	803-063C	NUT HEX JAM 1 1/2 - 6 PLT		
40.	556-265H	TURNBUCKLE TUBE		
41.	556-267H	TURNBUCKLE END 1 1/2 - 6 UNC LH		
42.	PPI-302V	TOP PLATE - CAT 3		
43.	PPI-203VR	V-BLOCK		
44.	PPI-205H	CUSHION		
45.	802-383C	HHCS 3/4 - 10 X 3 GR5		
46.	586-241V	HITCH TONGUE CAT III ASSEMBLY		
47.	891-210C	CAT 5 PERFECT HITCH		
48.	850-016C	CYL 3.50 X 6 X 1.50 ROD (TIE)		
49.	858-219C	DECAL - LEVEL INDICATOR		
50.	802-022C	HHCS 3/8 - 16 X 1 1/2 PLT		
51.	842-265C	HHCS #10 - 24 X 1 GR5		
52.	800-459C	SNAP RING 3/8		
53.	837-049C	FLANGE BEARING - 3/8		
54.	556-342H	LEVELING GAUGE BRACKET		



[Table of Contents](#)   [Part Number Index](#)

***Hitch & Level Bar Assembly (continued)***

---

(Applies to 7323DH, 7326DH, 7329DH, 7330DH, 7333DH, 7336DH only)

<b>Ref</b>	<b>Part No.</b>	<b>Part Description</b>	<b>Comments</b>	<b>Revision</b>
55.	837-048C	FLANGE BEARING - 3/8		
56.	804-046C	WASHER FLAT #10 SAE PLT		
57.	803-268C	NUT HEX NYLOCK 10 - 24 PLT		
58.	803-123C	NUT HEX TOP LOCK 3/8 - 16 PLT		
59.	556-728D	GAUGE LINK BOLT		
60.	556-664D	BAR RND - 5/8		
61.	803-018C	NUT HEX 1/2 - 20 PLT		
62.	556-343S	LEVEL BAR GAUGE LINK ASSEMBLY		
63.	802-944C	HHCS 1 1/4 - 7 X 6 GR5 SPTH		
64.	804-039C	WASHER FLAT 1 1/4 SAE PLT		
65.	804-015C	WASHER LOCK SPRING 1/2 PLT		
66.	804-022C	WASHER LOCK SPRING 5/8 PLT		
67.	802-051C	HHCS 5/8 - 11 X 1 1/2 GR5		
68.	850-014C	REBOUND VALVE 20 GPM		
69.	802-279C	HHCS 5/16 - 18 X 4 GR5		
70.	804-009C	WASHER LOCK SPRING 5/16 PLT		
71.	803-008C	NUT HEX 5/16 - 18 PLT		

***Hitch & Level Bar Assembly (continued)***

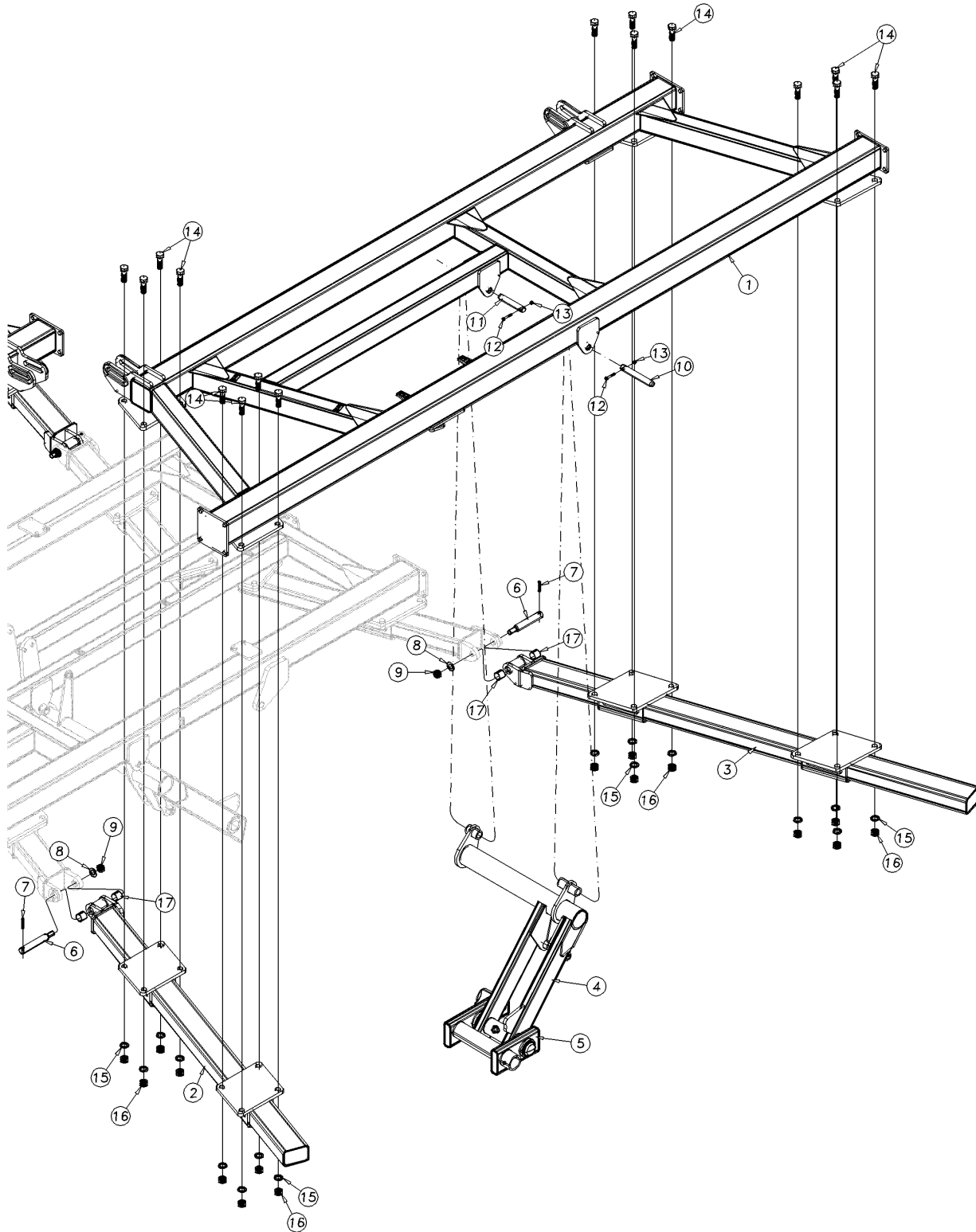
---

(Applies to 7323DH, 7326DH, 7329DH, 7330DH, 7333DH, 7336DH only)

***This Page Intentionally Left Blank***

**Wing Assembly: 7323, 7326 & 7330**

(Applies to 7323DH, 7326DH, 7330DH only)



43370

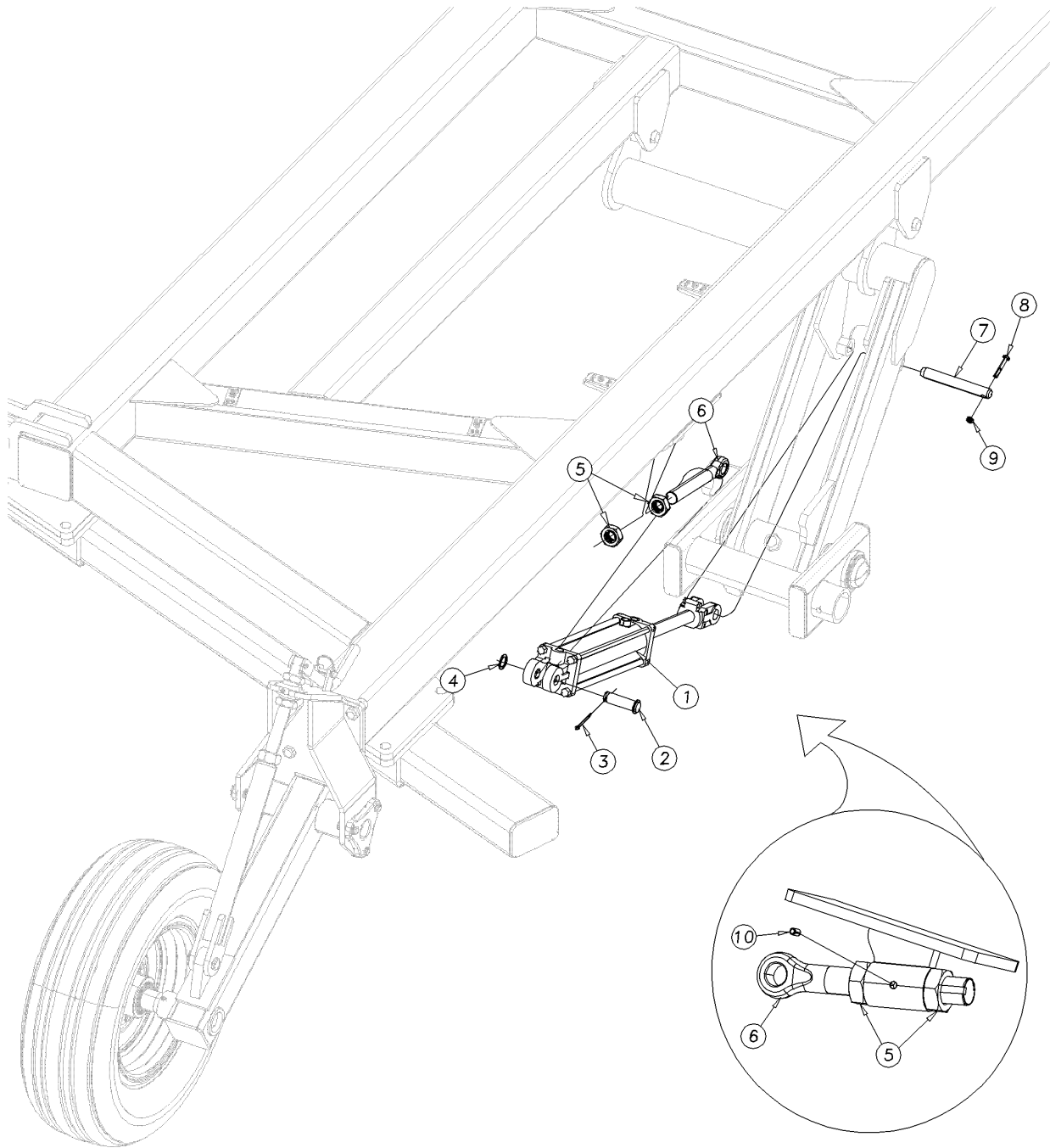
## **Wing Assembly: 7323, 7326 & 7330**

**(Applies to 7323DH, 7326DH, 7330DH only)**

<b>Ref</b>	<b>Part No.</b>	<b>Part Description</b>	<b>Comments</b>	<b>Revision</b>
	dwg43370	ImageNo.		
1.	556-272H	WING FRAME SMALL RH		Models 7323DH
1.	556-273H	WING FRAME SMALL LH		Models 7323DH
1.	556-274H	WING FRAME MEDIUM RH		Models 7326DH, 7330DH
1.	556-275H	WING FRAME MEDIUM LH	Shown	Models 7326DH, 7330DH
2.	556-244H	GANG BAR SMALL WING FRONT RH		Models 7323DH
2.	556-245H	GANG BAR SMALL WING FRONT LH		Models 7323DH
2.	556-248H	GANG BAR MEDIUM WING FRONT RH		Models 7326DH, 7330DH
2.	556-249H	GANG BAR MEDIUM WING FRONT LH	Shown	Models 7326DH, 7330DH
3.	556-246H	GANG BAR SMALL WING REAR RH		Models 7323DH
3.	556-247H	GANG BAR SMALL WING REAR LH		Models 7323DH
3.	556-250H	GANG BAR MEDIUM WING REAR RH		Models 7326DH, 7330DH
3.	556-251H	GANG BAR MEDIUM WING REAR LH	Shown	Models 7326DH, 7330DH
4.	556-294H	WING TORQUE TUBE	Shown	All Models
4.	556-295H	WING TORQUE TUBE		All Models
5.	556-296H	WING WALKING BEAM	Shown	All Models
5.	556-297H	WING WALKING BEAM		All Models
6.	556-531D	HINGE PIN		
7.	805-521C	PIN SPIROL 1/2 X 2 1/2 HEAVY		
8.	804-029C	WASHER FLAT 1 SAE		
9.	803-168C	NUT HEX TOP LOCK 1-8 PLT		
10.	805-520C	PIN HDLS PVT 1.25X9.0 HRDN		
11.	805-519C	PIN HDLS PVT 1.25X7.0 HRDN		
12.	842-249C	HHCS 1/2-13X2 5/8 GR8 SPTHD		
13.	803-342C	NUT HEX TOP LOCK 1/2-13 PLT		
14.	802-345C	HHCS 1-8X3 GR8		
15.	804-027C	WASHER LOCK SPRING 1 PLT		
16.	803-031C	HEX NUT 1-8 PLT		
17.	837-019C	SLEEVE BEARING 1.50DX1.50L		

**Wing Cylinder Assembly: 7323, 7326 & 7330**

(Applies to 7323DH, 7326DH, 7330DH only)



43406

**Wing Cylinder Assembly: 7323, 7326 & 7330**

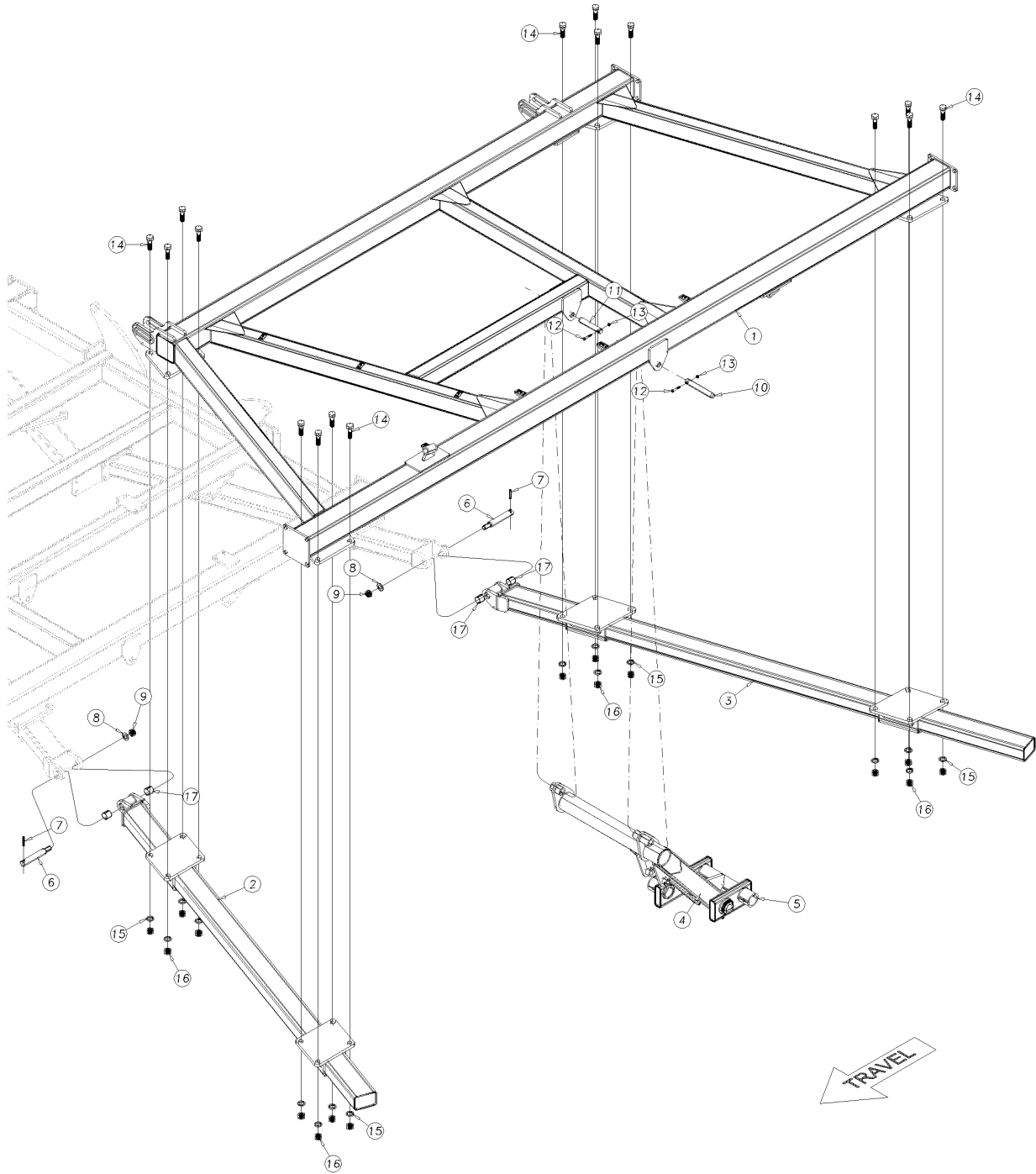
---

(Applies to 7323DH, 7326DH, 7330DH only)

Ref	Part No.	Part Description	Comments	Revision
	dwg43406	ImageNo.		
1.	850-009C	CYL REP 3.50 X 12 X 1.25 TIE 3000	Models 7323, 7326	
1.	850-010C	CYL REP 3.75 X 12 X 1.38 TIE 3000	Models 7330	
2.	805-396C	PIN CLVS 1.0 X 3.13 USBL		
3.	805-058C	PIN COTTER 3/16 X 2		
4.	804-192C	WASHER MACH 1.5 X 1.00 X .075		
5.	803-032C	NUT HEX JAM 1 1/4 - PLT		
6.	556-739D	EYE BOLT 1 1/4 X 9 1/2 W KEYWAY		
7.	805-404C	PIN 1.0 X 6.42 USBLE HRD PLT		
8.	802-483C	HHCS 3/8 - 16 X 2 1/4 GR8 PLT		
9.	803-123C	NUT HEX TOP LOCK 3/8 - 16 PLT		
10.	805-335C	PIN ROLL 5/16 X 5/8 PLT		

**Wing Assembly: 7329, 7333 & 7336**

(Applies to 7329DH, 7333DH, 7336DH only)



43377



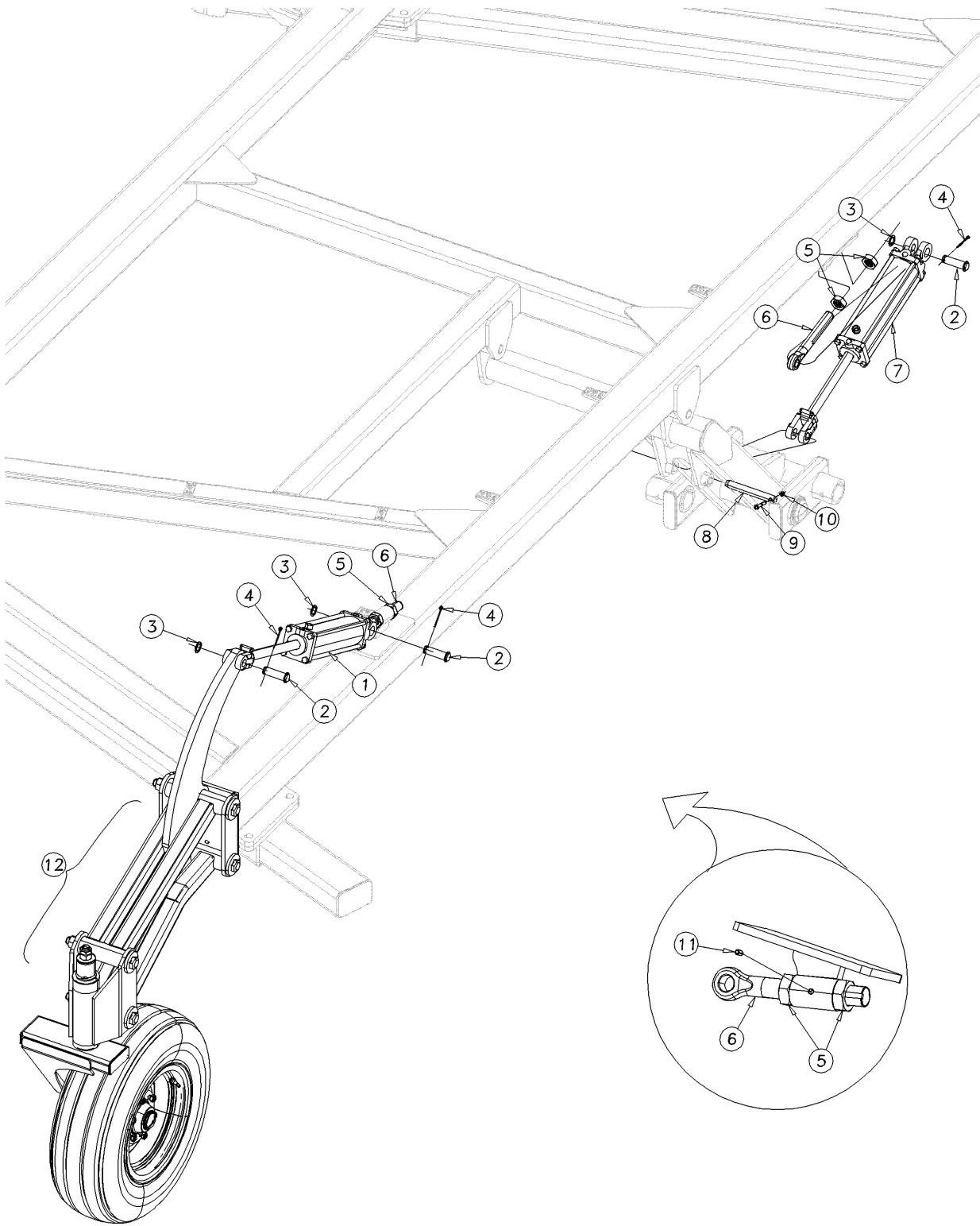
## **Wing Assembly: 7329, 7333 & 7336**

**(Applies to 7329DH, 7333DH, 7336DH only)**

<b>Ref</b>	<b>Part No.</b>	<b>Part Description</b>	<b>Comments</b>	<b>Revision</b>
	dwg43377	Image No.		
1.	556-279H	WING FRAME LARGE RH		Models 7329DH, 7333DH
1.	556-277H	WING FRAME LARGE LH		Models 7329DH, 7333DH
1.	556-278H	WING FRAME X-LARGE RH		Models 7336DH
1.	556-279H	WING FRAME X-LARGE LH	Shown	Models 7336DH
2.	556-252H	GANG BAR LARGE WING FRONT RH		Models 7329DH, 7333DH
2.	556-253H	GANG BAR LARGE WING FRONT LH		Models 7329DH, 7333DH
2.	556-256H	GANG BAR X-LARGE WING FRONT RH		Models 7336DH
2.	556-257H	GANG BAR X-LARGE WING FRONT LH	Shown	Models 7336DH
3.	556-254H	GANG BAR LARGE WING REAR RH		Models 7329DH, 7333DH
3.	556-255H	GANG BAR LARGE WING REAR LH		Models 7329DH, 7333DH
3.	556-258H	GANG BAR X-LARGE WING REAR RH		Models 7336DH
3.	556-259H	GANG BAR X-LARGE WING REAR LH	Shown	Models 7336DH
4.	556-294H	WING TORQUE TUBE		
4.	556-295H	WING TORQUE TUBE	Shown	
5.	556-296H	WING WALKING BEAM		
5.	556-297H	WING WALKING BEAM	Shown	
6.	556-531D	HINGE PIN		
7.	805-521C	PIN SPIROL 1/2X2 1/2 HEAVY		
8.	804-029C	WASHER FLAT 1 SAE		
9.	803-168C	NUT HEX TOP LOCK 1/8 PLT		
10.	805-520C	PIN HDLS PVT 1.25X9.0 HRDN		
11.	805-519C	PIN HDLS PVT 1.25X7.0 HRDN		
12.	842-249C	HHCS 1/2-13X2 5/8 GR8 SPTHD		
13.	803-342C	NUT HEX TOP LOCK 1/2-13 PLT		
14.	802-345C	HHCS 1-8X3 GR8		
15.	804-027C	WASHER LOCK SPRING 1 PLT		
16.	803-031C	HEX NUT 1-8 PLT		
17.	837-019C	SLEEVE BEARING 1.50DX1.50L		

# Wing Cylinder Assembly: 7329, 7333 & 7336

(Applies to 7329DH, 7333DH, 7336DH only)



43394

**Wing Cylinder Assembly: 7329, 7333 & 7336**

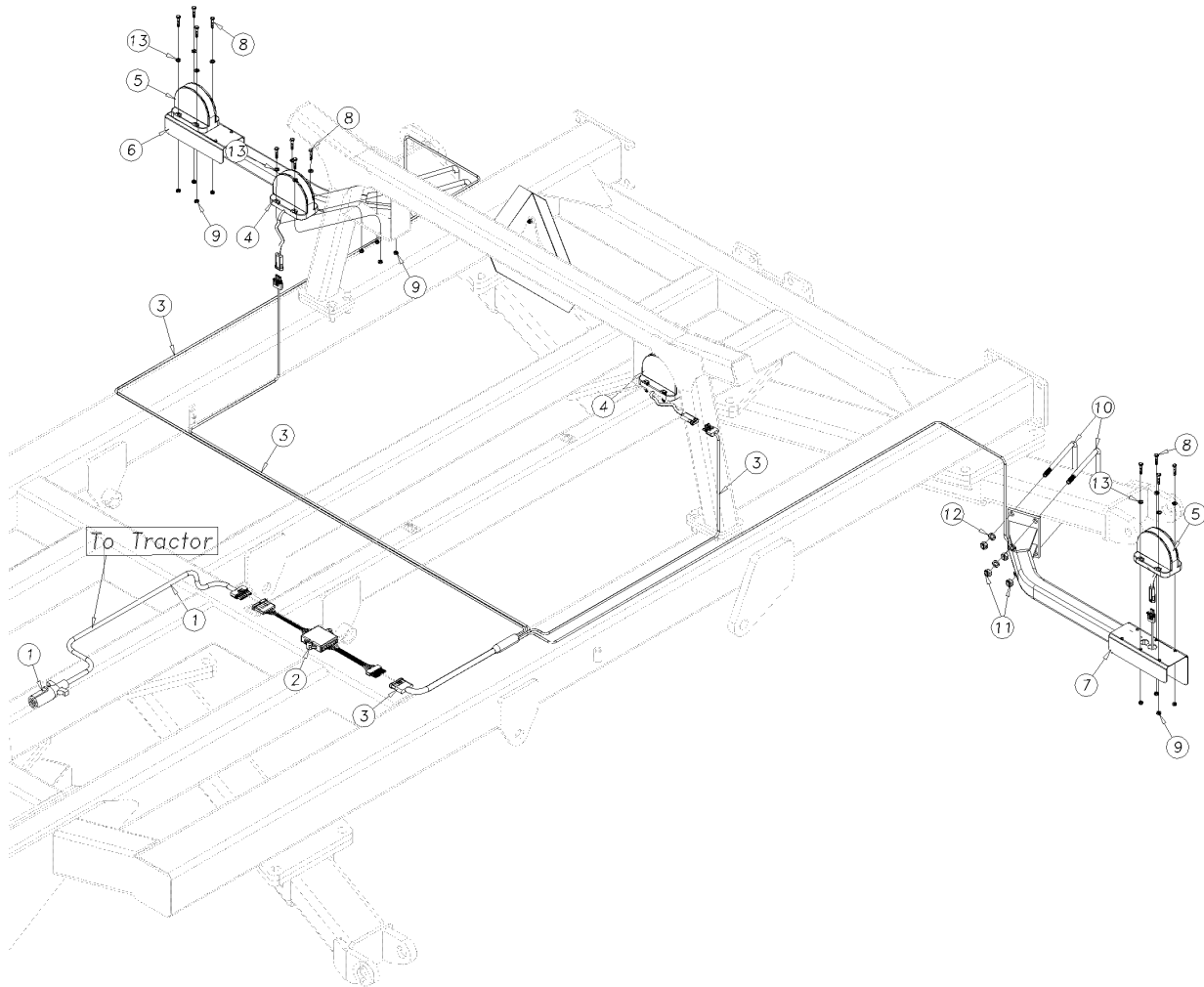
---

(Applies to 7329DH, 7333DH, 7336DH only)

Ref	Part No.	Part Description	Comments	Revision
	dwg43394	ImageNo.		
1.	850-009C	CYL REP 3.50 X 12 X 1.25 TIE 3000		
2.	805-396C	PIN CLVS 1.0 X 3.13 USBL		
3.	804-192C	WASHER MACH 1.5 X 1.00 X .075		
4.	805-058C	PIN COTTER 3/16 X 2		
5.	803-032C	NUT HEX JAM 1 1/4 - PLT		
6.	556-739D	EYE BOLT 1 1/4 X 9 1/2 W KEYWAY		
7.	850-010C	CYL REP 3.75 X 12 X 1.38 TIE 3000		
8.	805-404C	PIN 1.0 X 6.42 USBLE HRD PLT		
9.	802-483C	HHCS 3/8 - 16 X 2 1/4 GR8 PLT		
10.	803-123C	NUT HEX TOP LOCK 3/8 - 16 PLT		
11.	805-335C	PIN ROLL 5/16 X 5/8 PLT		
12.	556-322K	LH HYD GAUGE WHEEL	Shown	
12.	5556-325K	RH HYD GAUGE WHEEL		

## Lights

(Applies to 7323DH, 7326DH, 7329DH, 7330DH, 7333DH, 7336DH only)



43372

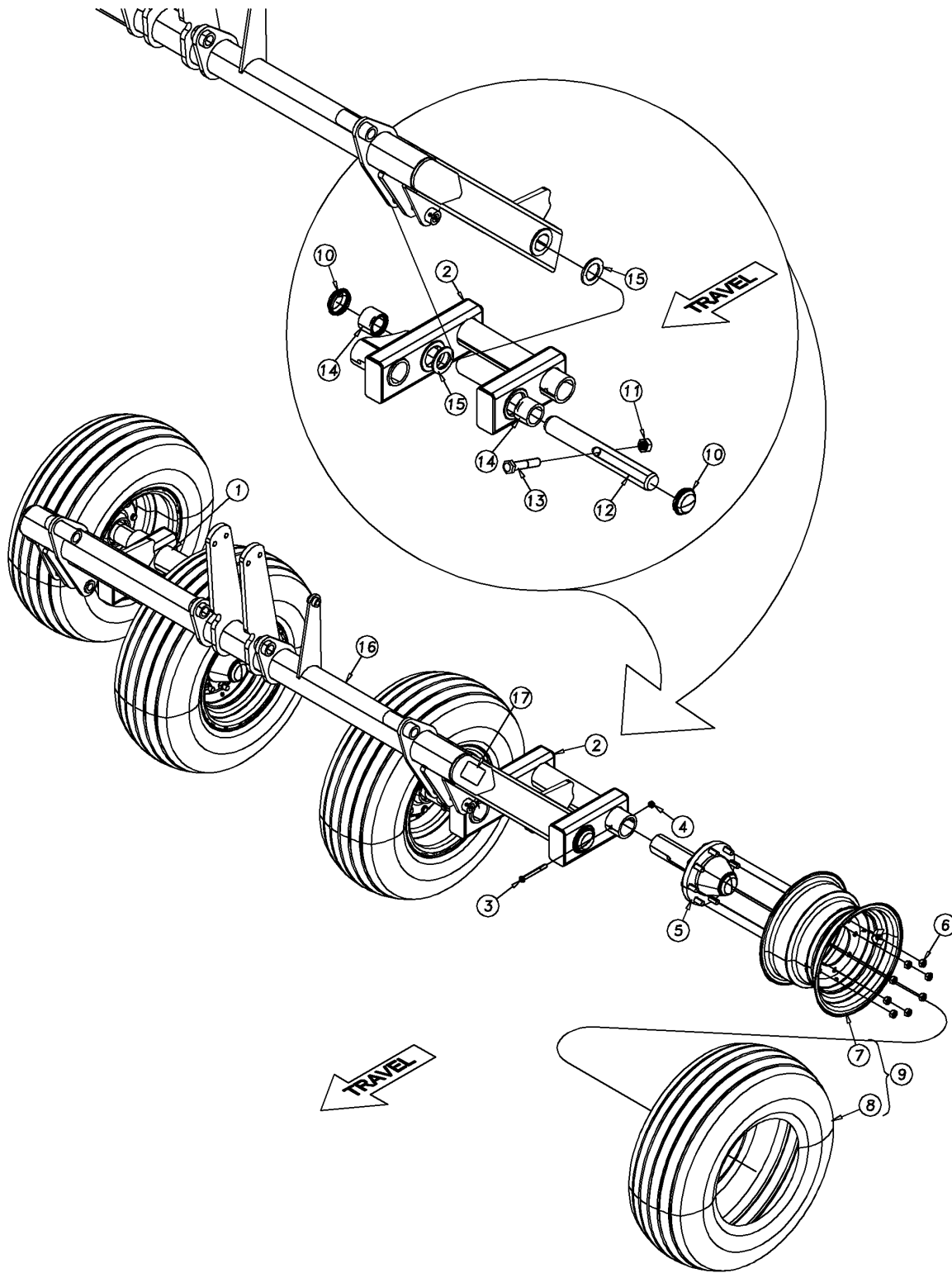
## Lights

(Applies to 7323DH, 7326DH, 7329DH, 7330DH, 7333DH, 7336DH only)

Ref	Part No.	Part Description	Comments	Revision
	dwg43372	ImageNo.		
1.	833-693C	LIGHT HARNESS, 30' LEAD - LED		
2.	833-694C	LIGHT HRNSS ENHANCE MODULE LED		
3.	833-695C	LIGHT HRNSS, 12' WISHBONE LED		
4.	833-696C	LIGHT, RED LAMP - LED		
5.	833-697C	LIGHT, AMBER LAMP - LED		
6.	556-320H	LIGHT BRACKET RH		
7.	556-321H	LIGHT BRACKET LH		
8.	802-224C	HHCS 1/4-20X1 1/4 GR5		
9.	803-007C	NUT-LOCK 1/4-20 PLT		
10.	806-069C	U-BOLT 1/2-13 X 4 1/32 X 7 1/4		
11.	803-020C	NUT HEX 1/2-13 PLT		
12.	804-015C	WASHER LOCK SPRING 1/2 PLT		
13.	804-007C	WASHER FLAT 1/4 SAE PLT		

**Center Walking Beam: 7323, 7326 & 7329**

(Applies to 7323DH, 7326DH, 7329DH only)



43378

**Center Walking Beam: 7323, 7326 & 7329**

---

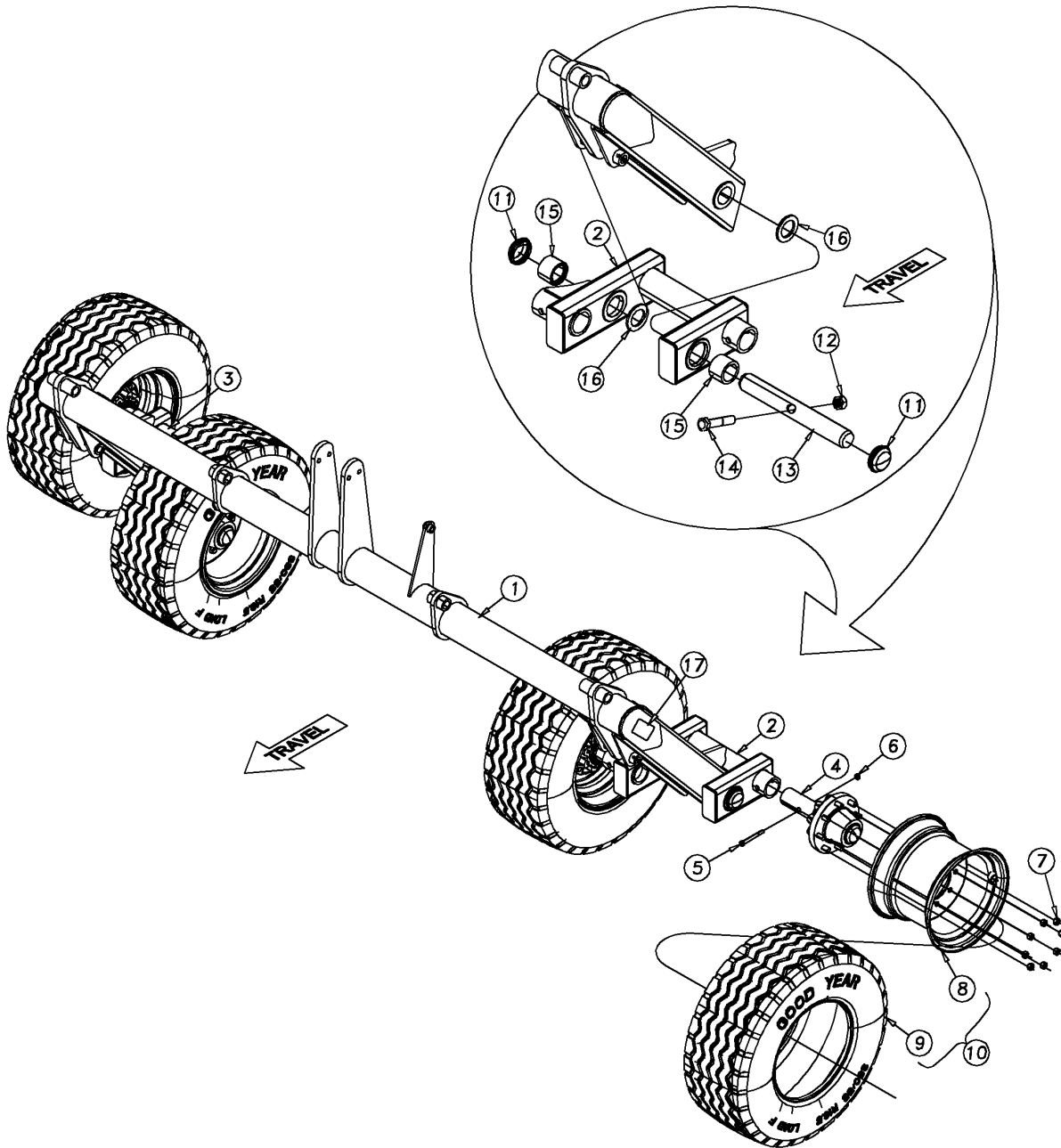
(Applies to 7323DH, 7326DH, 7329DH only)

Ref	Part No.	Part Description	Comments	Revision
	dwg43378	Image No.		
1.	556-288H	WALKING BEAM RH		
2.	556-287H	WALKING BEAM LH		
3.	802-413C	HHCS 1/2-13X4 1/2 GR5		
4.	803-342C	NUT HEX TOP LOCK 1/2-13 PLT		
5.	815-479C	HUB 8-BLT SPNDL 2.75X14.25 608		
6.	803-219C	NUT LUG 5/8-18 X 90 DEG PLT		
7.	814-537C	WHEEL 15X10 8 BOLT BUCKSKIN	(S/N C1094W+)	
7.	814-223C	WHEEL 15X10 8 BOLT WHITE	(S/N C1093W-)	
8.	814-247C	TIRE 12.5L X 15 12 PLY		
9.	814-500C	TIRE ASY340/60R16.5 3/8OF BKSN	Includes items 7-8 (S/N C1094W+)	
9.	814-468C	TIRE/WHEEL ASSY 340/60R16.5	(S/N C1093W-)	
10.	890-277C	GREASE CAP 3.125 X .38		
11.	803-168C	NUT HEX TOP LOCK 1-8 PLT		
12.	556-614D	WALKING BEAM PIVOT PIN		
13.	802-235C	HHCS 1-8X5 GR5		
14.	837-044C	SLEEVE BEARING 2.25 ID		
15.	556-602D	WALKING BEAM SPACER		
16.	556-290H	TORQUE TUBE NARROW FRAME		
17.	858-774C	DECAL CAUTION TIRE 52PSI/170		



**Center Walking Beam: 7330, 7333 & 7336**

(Applies to 7330DH, 7333DH, 7336DH only)



43382

**Center Walking Beam: 7330, 7333 & 7336**

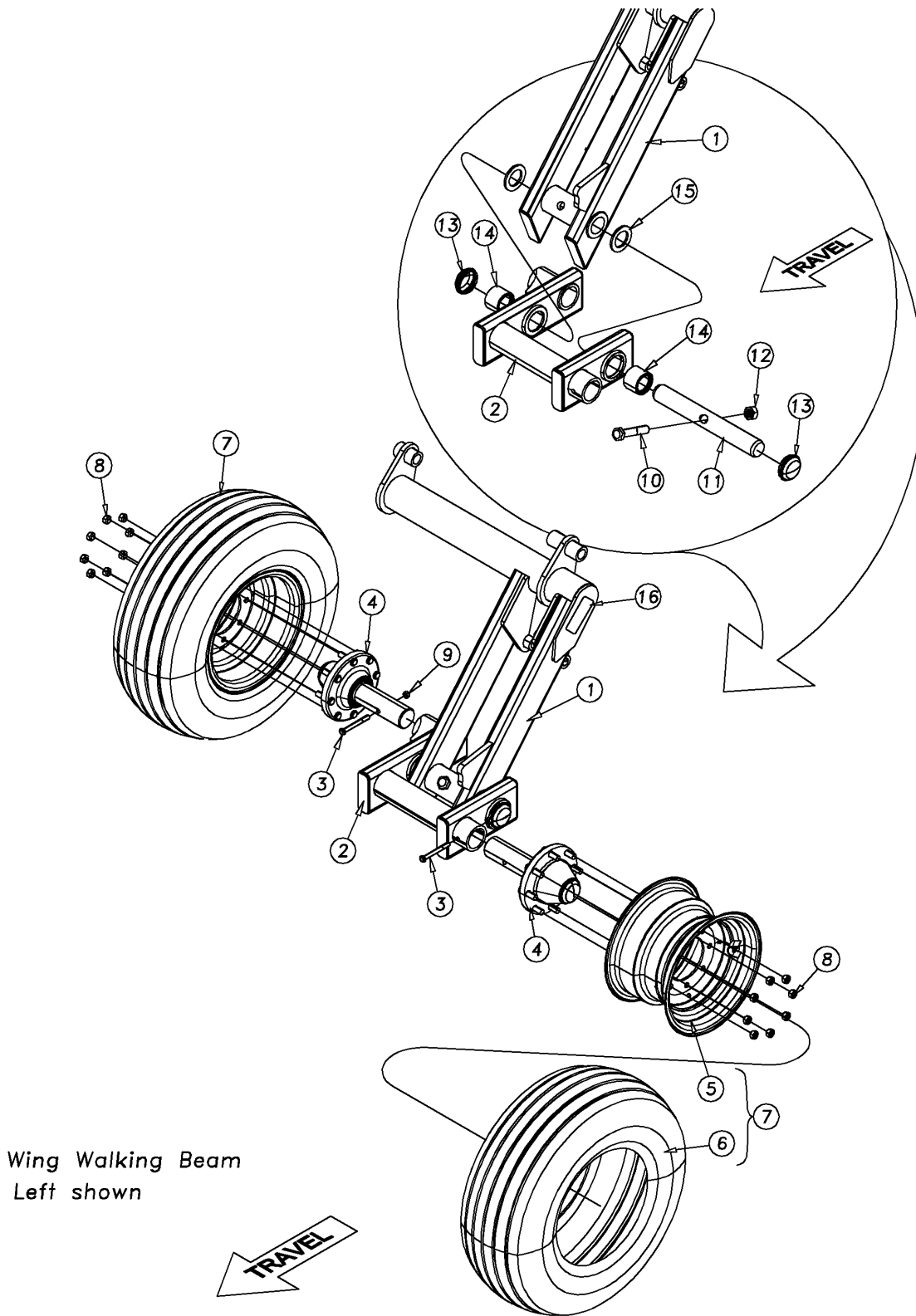
---

(Applies to 7330DH, 7333DH, 7336DH only)

Ref	Part No.	Part Description	Comments	Revision
	dwg 43382	ImageNo.		
1.	556-329H	TORQUE TUBE		
2.	556-323H	LH WALKING BEAM		
3.	556-324H	RH WALKING BEAM		
4.	815-314C	8 BOLT HUB SPINDLE ASM 75-8		
5.	802-192C	HHCS 3/4-10 X 4 1/2 GR5		
6.	803-367C	NUT HEX TOP LOCK 3/4-10 PLT		
7.	803-219C	NUT LUG 5/8-18X90 DEG PLT		
8.	814-517C	WHEEL 16.5X12 8BOLT 6PILOT BKSN	(S/N C1094W+)	
8.	814-291C	WHEEL 16.5X12 8BOLT 6PILOT WHT	(S/N C1093W-)	
9.	814-387C	TIRE TITAN 380-55R16.5 5G		
10.	814-516C	TIRE/WHL 380/55R16.5 BUCKSKIN	Includes items 8-9 (S/N C1094W+)	
10.	814-388C	380-55R16.5 OFF WT	(S/N C1093W-)	
11.	890-277C	GREASE CAP 3.125 X .38		
12.	803-168C	NUT HEX TOP LOCK 1-8 PLT		
13.	556-614D	WALKING BEAM PIVOT PIN		
14.	802-235C	HHCS 1-8X5 GR5		
15.	837-044C	SLEEVE BEARING 2.25 ID		
16.	556-602D	WALKING BEAM SPACER		
17.	858-773C	DECAL CAUTION TIRE 73PSI/170		

**Wing Walking Beam: 7323, 7326, & 7330**

(Applies to 7323DH, 7326DH, 7330DH only)



Wing Walking Beam  
Left shown

43371

## ***Wing Walking Beam: 7323, 7326, & 7330***

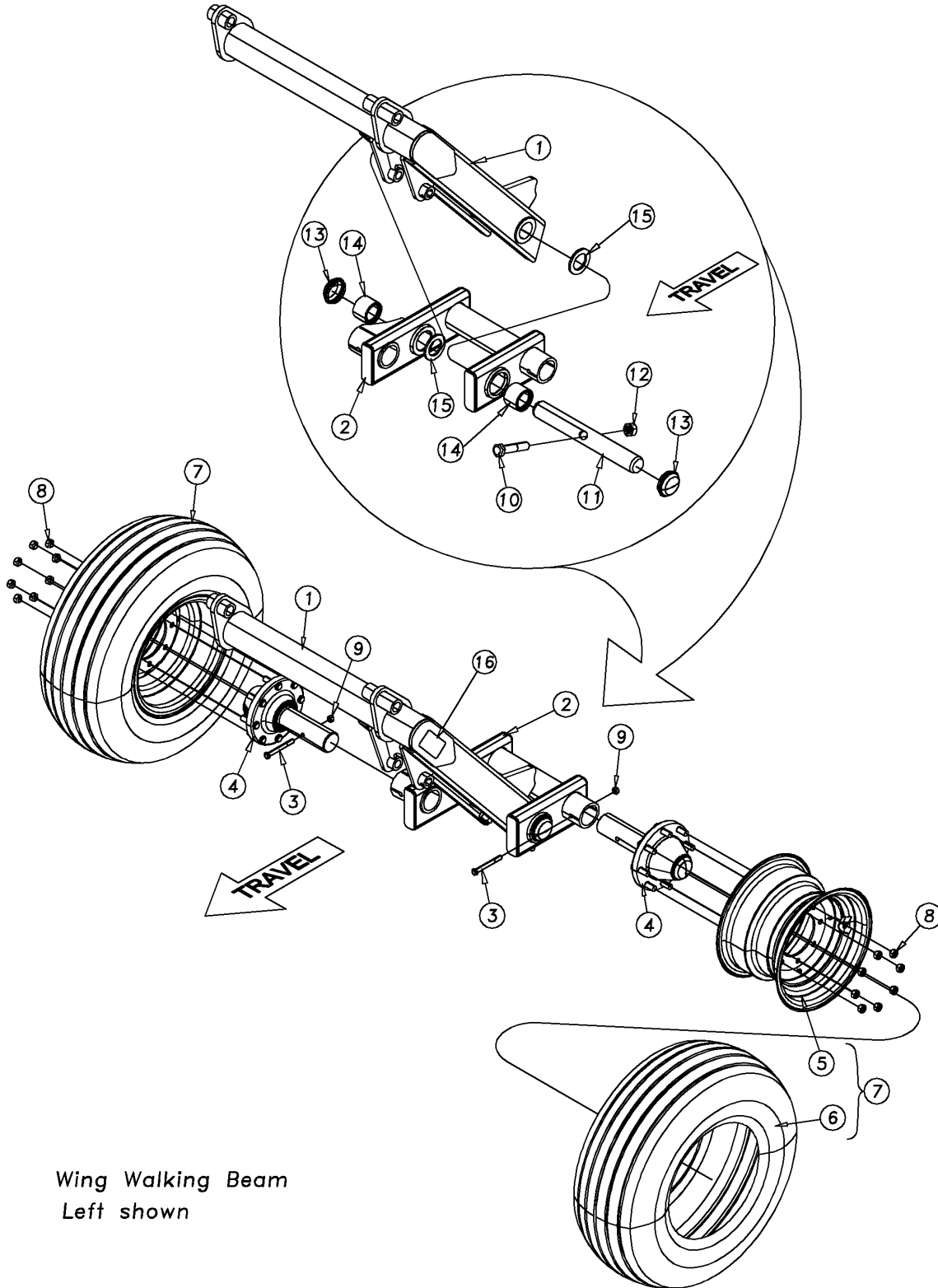
**(Applies to 7323DH, 7326DH, 7330DH only)**

<b>Ref</b>	<b>Part No.</b>	<b>Part Description</b>	<b>Comments</b>	<b>Revision</b>
	dwg43371	Image No.		
1.	556-294H	WING TORQUE TUBE	Shown	
1.	556-295H	WING TORQUE TUBE		
2.	556-296H	WING WALKING BEAM	Shown	
2.	556-297H	WING WALKING BEAM		
3.	802-413C	HHCS 1/2-13X4 1/2 GR5		
4.	815-479C	HUB 8-BLT SPNDL 2.75X14.25 608	See hub & spindle pages for parts.	
5.	814-537C	WHEEL 15X10 8 BOLT BUCKSKIN	(S/N C1094W+)	
5.	814-223C	WHEEL 15X 10 8 BOLT WHITE	(S/N C1093W-)	
6.	814-247C	TIRE 12.5L C 15 12 PLY		
7.	814-538C	TIRE/WHL 12.5LX15 12 PLY BKSN	Includes items 5 & 6 (S/N C1094W+)	
7.	814-248C	TIRE/WHL 12.5LX15 12 PLY WHITE	(S/N C1093W-)	
8.	803-219C	NUT LUG 5/8-18 X 90 DEG PLT		
9.	803-342C	NUT HEX TOP LOCK 1/2-13 PLT		
10.	802-235C	HHCS 1-8X5 GR5		
11.	556-614D	WALKING BEAM PIVOT PIN		
12.	803-168C	NUT HEX TOP LOCK 1-8 PLT		
13.	890-277C	GREASE CAP 3.125 X .38		
14.	837-044C	SLEEVE BEARING 2.25 ID		
15.	556-602D	WALKING BEAM SPACER		
16.	858-774C	DECAL CAUTION TIRE 52PDI/170		

[Table of Contents](#)   [Part Number Index](#)

**Wing Walking Beam: 7329, 7333, & 7336**

(Applies to 7329DH, 7333DH, 7336DH only)



Wing Walking Beam  
Left shown

## **Wing Walking Beam: 7329, 7333, & 7336**

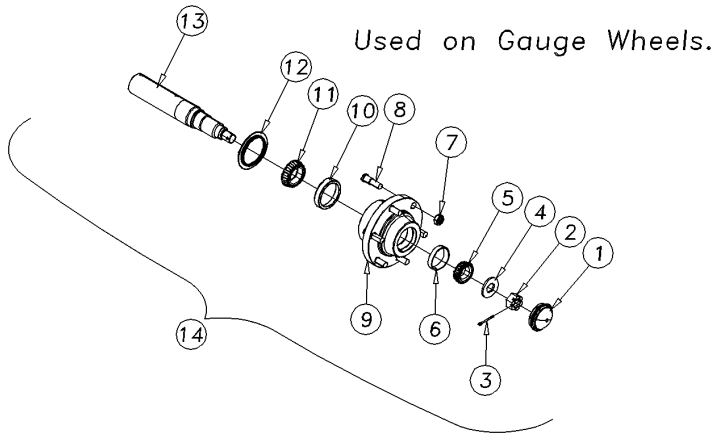
**(Applies to 7329DH, 7333DH, 7336DH only)**

<b>Ref</b>	<b>Part No.</b>	<b>Part Description</b>	<b>Comments</b>	<b>Revision</b>
	dwg43375	Image No.		
1.	556-294H	WING TORQUE TUBE		
1.	556-295H	WING TORQUE TUBE	Shown	
2.	556-296H	WING WALKING BEAM		
2.	556-297H	WING WALKING BEAM	Shown	
3.	802-413C	HHCS 1/2-13X4 1/2 GR5		
4.	815-479C	HUB 8-BLT SPNDL 2.75X14.25 608	See hub & spindle pages for parts.	
5.	814-537C	WHEEL 15X10 8 BOLT BUCKSKIN	(S/N C1094W+)	
5.	814-223C	WHEEL 15X 10 8 BOLT WHITE	(S/N C1093W-)	
6.	814-247C	TIRE 12.5L C 15 12 PLY		
7.	814-538C	TIRE/WHL 12.5LX15 12 PLY BKSN	Includes items 5 & 6 (S/N C1094W+)	
7.	814-248C	TIRE/WHL 12.5LX15 12 PLY WHITE	(S/N C1093W-)	
8.	803-219C	NUT LUG 5/8-18 X 90 DEG PLT		
9.	803-342C	NUT HEX TOP LOCK 1/2-13 PLT		
10.	802-235C	HHCS 1-8X5 GR5		
11.	556-614D	WALKING BEAM PIVOT PIN		
12.	803-168C	NUT HEX TOP LOCK 1-8 PLT		
13.	890-277C	GREASE CAP 3.125 X .38		
14.	837-044C	SLEEVE BEARING 2.25 ID		
15.	556-602D	WALKING BEAM SPACER		
16.	858-774C	DECAL CAUTION TIRE 52PSI/170		

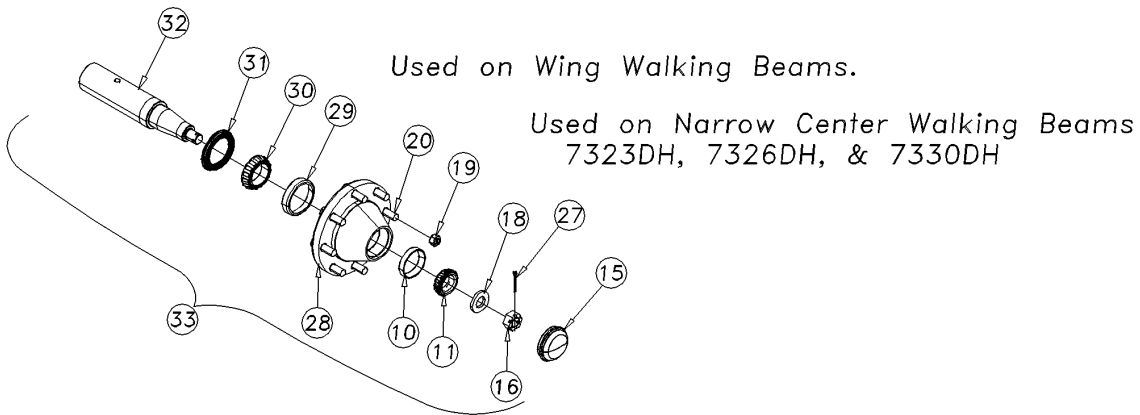
## Slide In Hub & Spindle

(Applies to 7323DH, 7326DH, 7329DH, 7330DH, 7333DH, 7336DH only)

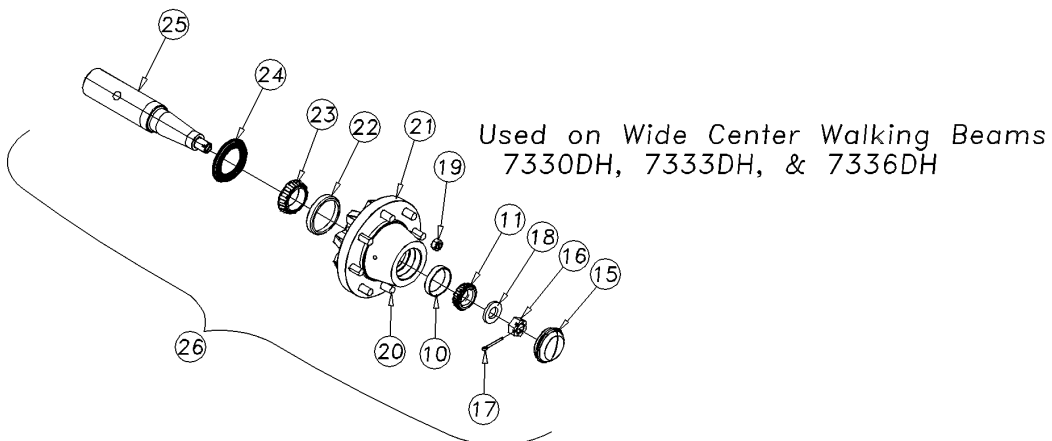
815-220C



815-479C



815-314C



## Slide In Hub & Spindle

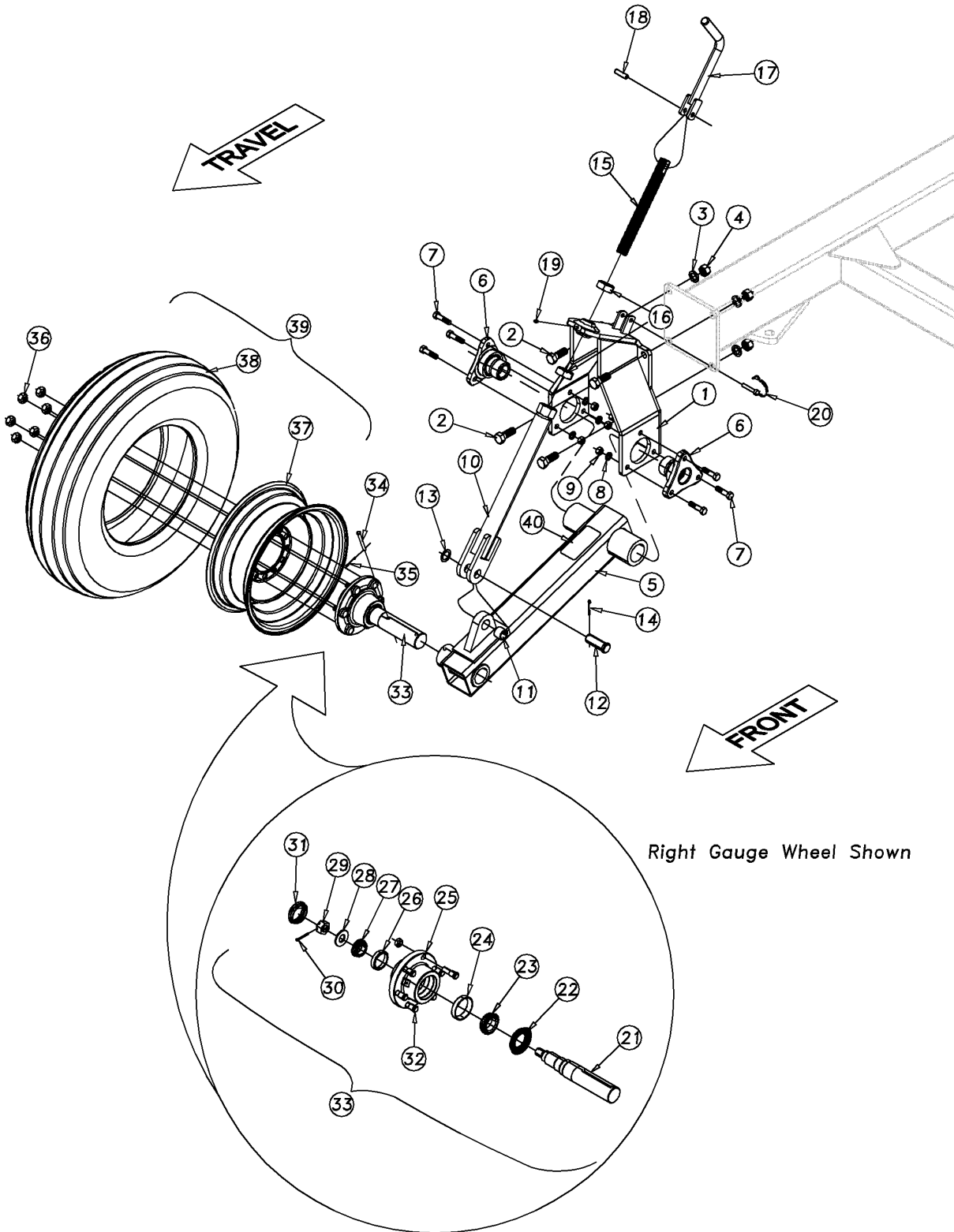
(Applies to 7323DH, 7326DH, 7329DH, 7330DH, 7333DH, 7336DH only)

Ref	Part No.	Part Description	Comments	Revision
	dwg43356	Image No.		
1.	890-781C	GREASE CAP 2.448X1.12X.25		
2.	803-029C	NUT HEX SLOTTED 7/8-14 PLT		
3.	805-089C	PIN COTTER 5/32X1 1/2 LONG		
4.	804-055C	WASHER SPINDLE - 7/8		
5.	822-021C	BEARING CONE LM-67048		
6.	822-020C	BEARING CUP LM 67010		
7.	803-061C	NUT LUG 9/16-18 X 90PLT		
8.	802-799C	HUB STUD 9/1618X2 1/8 J1102		
9.	815-485C	HUB 890 W/CUPS 6-BOLTS 6" BC		
10.	822-053C	BRG CUP 2.89ODX.58WD #LM501310		
11.	822-048C	BRG CONE 1.62IDX.78WD #LM501349		
12.	816-672C	SEAL GREASE 1.875X3.000X0.313		
13.	570-068D	AXLE SPINDLE 2X12 1/2 (Q783)		
14.	815-220C	HUB 6-BOLT SPINDLE 2X12.5 890		
15.	890-277C	GREASE CAP 3.125 X .38		
16.	803-095C	NUT HEX SLOTTED 1 - 14		
17.	805-060C	PIN COTTER 7/32 X 2		
18.	148-404D	1 HARDENED SPINDLE WASHER		
19.	803-219C	NUT LUG 5/8-18 X 90 DEG PLT		
20.	802-182C	HUB STUD 5/8-18X2 1/2 GR5		
21.	815-484C	HEAVY 8-BOLT HUB		
22.	822-107C	BRG CUP 3.81D 382A		
23.	822-238C	BEARING CONE 387-AS		
24.	816-771C	SEAL GREASE 2.75X4.003X0.300		
25.	815-313C	SPINDLE 2.75 X 16.29		
26.	815-314C	8 BOLT HUB SPINDLE ASM 75-8		
27.	805-017C	PIN COTTER 3/16 X 1 3/4 PLT		
28.	815-480C	HUB 608 W/CUPS 8-BOLTS 8" BC		
29.	822-109C	BRG CUP 3.54OD JLM506810		
30.	822-110C	BRG CONE 2.16ID JLM506849		
31.	816-796C	ESP SEAL KSLY275037500300NCO		
32.	556-626D	AXLE SPINDLE 2.75X14.25 (60-8)		
33.	815-479C	HUB 8-BLT SPNDL 2.75X14.25 608		



# Gauge Wheel Assembly

(Applies to 7323DH, 7326DH, 7329DH, 7330DH, 7333DH, 7336DH only)



43350

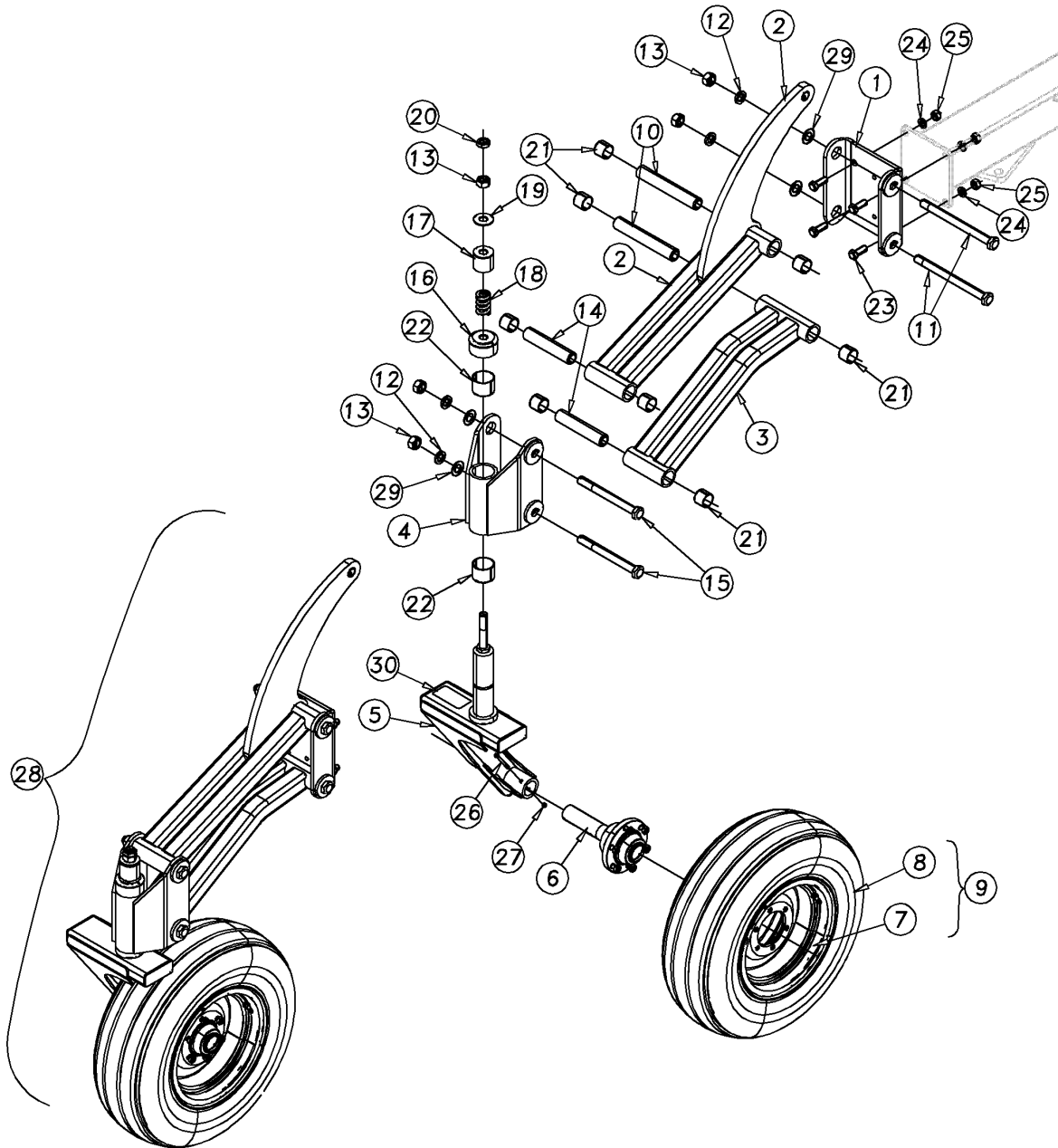
## **Gauge Wheel Assembly**

**(Applies to 7323DH, 7326DH, 7329DH, 7330DH, 7333DH, 7336DH only)**

<b>Ref</b>	<b>Part No.</b>	<b>Part Description</b>	<b>Comments</b>	<b>Revision</b>
	dwg43350	Image No.		
1.	556-222H	GAUGE WHEEL BRACKET		
2.	802-064C	HHCS 3/4-10X2 GR5		
3.	804-023C	WASHER LOCK SPRING 3/4 PLT		
4.	803-027C	NUT HEX 3/4-10 PLT		
5.	556-223H	GAUGE WHEEL ARM RH	shown	
5.	556-224H	GAUGE WHEEL ARM LH		
6.	120-223D	3 BOLT PIVOT CAST MACHINED		
7.	802-082C	HHCS 1/2-13X1 3/4 GR5		
8.	804-015C	WASHER LOCK SPRING 1/2 PLT		
9.	803-020C	NUT HEX 1/2-13 PLT		
10.	556-225H	TURNBUCKLE		
11.	890-005C	BUSHING CYL 1 1/4 X 1 X 1		
12.	805-134C	PIN CLEVIS 1 X 2 29/64 USABLE		
13.	804-192C	WASHER MACH 1.5X1.00X.075		
14.	805-104C	PIN COTTER 3/16 X 1 1/2 PLT		
15.	556-469D	THREADED ADJUSTMENT ROD		
16.	803-032C	NUT HEX JAM 1 1/4-7 PLT		
17.	556-226H	GAUGE WHEEL CRANK		
18.	805-357C	PIN SPIROL 1/2 X 1 3/4		
19.	800-080C	GREASE ZERK 1/4-28 THD FORMING		
20.	805-348C	PIN WIRE RETAIN 3/8 X 1 3/4		
21.	570-068D	AXLE SPINDLE 2X12 1/2 (Q783)		
22.	816-672C	SEAL GREASE 1.875X3.000X0.313		
23.	822-048C	BRG CONE 1.62IDX.78WD#LM501349		
24.	822-053C	BRG CUP 2.89ODX.58WD #LM501310		
25.	815-193C	HUB 890W CUPS 6-BOLTS 6" BC	Includes items 25 - 28, 34, & 42	
26.	822-020C	BEARING CUP LM 67010		
27.	822-021C	BEARING CONE LM-67048		
28.	804-055C	WASHER SPINDLE - 7/8		
29.	803-029C	NUT HEX SLOTTED 7/8-14 PLT		
30.	805-089C	PIN COTTER 5/32 X 1 1/2 LONG		
31.	890-781C	GREASE CAP 2.448X1.12X.25		
32.	802-799C	HUB STUD 9/16-18X2 1/8 J1102		
33.	815-220C	HUB 6-BOLT SPINDLE 2X12.5 890	Includes items 21-34	
34.	805-324C	PIN CLEVIS 5/16X2 13/16 USABLE		
35.	805-363C	PIN COTTER 1/8 X 1		
36.	803-061C	NUT LUG 9/16-18 X 90 PLT		
37.	814-513C	WHEEL 15X6 6 BOLT BUCKSKIN	(S/N C1094W+)	
37.	814-220C	WHEEL 15X6 6 BOLT WHITE	(S/N C1093W-)	
38.	814-011C	TIRE 9.5 L X 15 8 PLY		
39.	814-545C	TIRE/WHEEL 9.5LX15 8 PLY BKSN	Includes items 39-40 (S/N C1094W+)	
39.	814-230C	TIRE/WHEEL 9.5LX15 8 PLY WHITE	(S/N C1093W-)	
40.	858-783C	DECAL CAUTION 44 PSI/120		

# Hydraulic Gauge Wheel

(Applies to 7329DH, 7333DH, 7336DH only)



43381

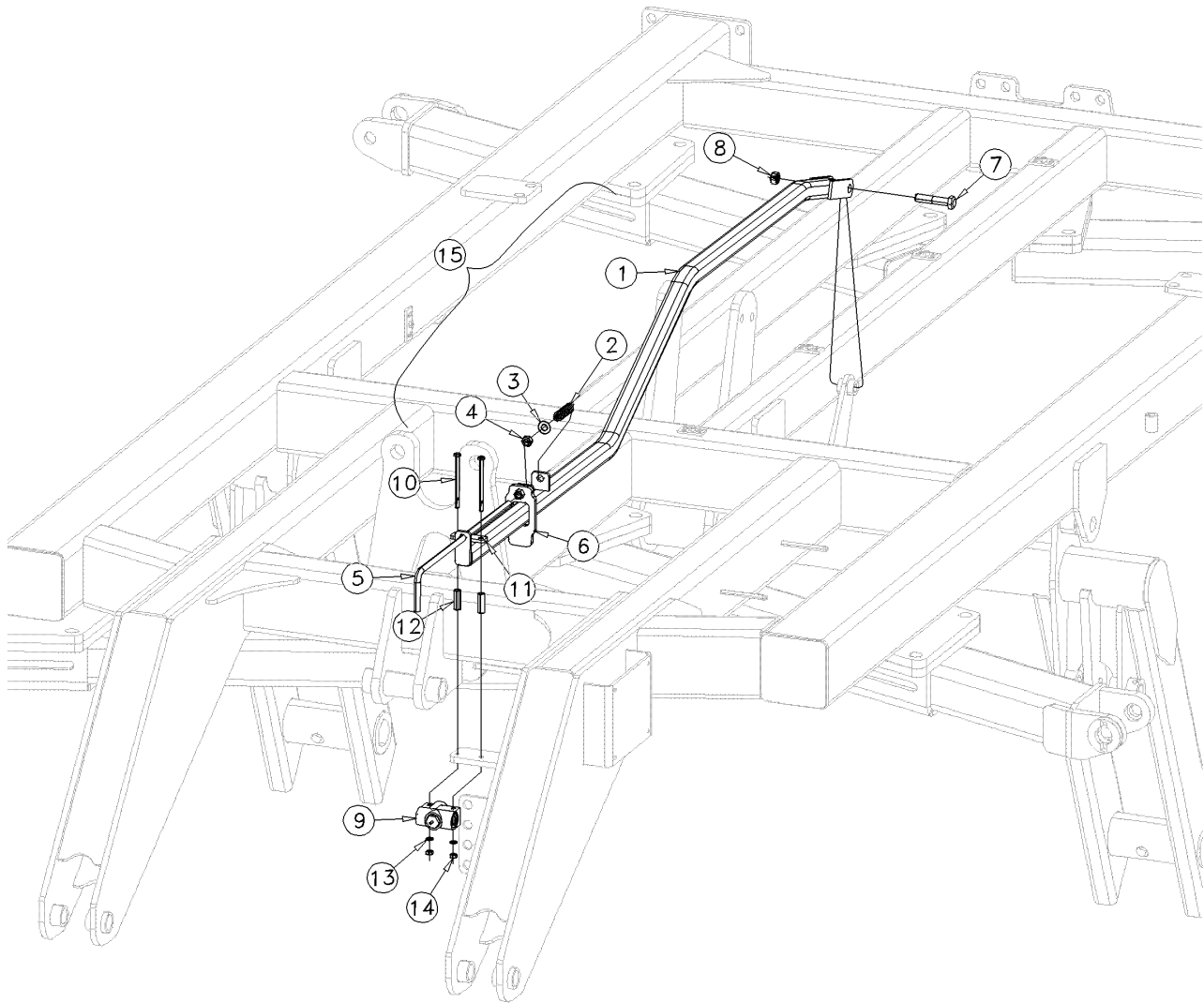
## **Hydraulic Gauge Wheel**

**(Applies to 7329DH, 7333DH, 7336DH only)**

<b>Ref</b>	<b>Part No.</b>	<b>Part Description</b>	<b>Comments</b>	<b>Revision</b>
	dwg43381	ImageNo.		
1.	556-298H	GAUGE WHEEL MOUNT		
2.	556-299H	GAUGE WHEEL ARM w/LEVER		
3.	556-301H	GAUGE WHEEL ARM		
4.	556-300H	GAUGE WHEEL PIVOT		
5.	556-285H	GAUGE WHEEL CASTER LH	Shown	
5.	556-284H	GAUGE WHEEL CASTER RH		
6.	815-220C	HUB 6-BOLT SPINDLE 2X12.5 Q890		
7.	814-540C	WHEEL 15X8 6 BOLT BUCKSKIN	(S/N C1094W+)	
7.	814-221C	WHEEL 15X8 6 BOLT WHITE	(S/N C1093W-)	
8.	814-038C	TIRE 11L-15X8 PLY		
9.	814-542C	TIRE/WHL 11LX15 12PLY 6BLT BKSN	Includes items 7 & 8 (S/N C1094W+)	
9.	814-233C	TIRE/WHL 11LX15 12PLY 6BLT WHT	(S/N C1093W-)	
10.	562-006D	CASTER INNER PIVOT TUBE		
11.	802-638C	HHCS 1-8X12 1/4 GR8		
12.	804-027C	WASHER LOCK SPRING 1 PLT		
13.	803-031C	NUT HEX 1-8 PLT		
14.	562-005D	CASTER INNER PIVOT TUBE		
15.	802-429C	HHCS 1-8X10 GR5 PLT		
16.	575-539H	CASTER GAGE WHEEL TOP COLLAR		
17.	575-540H	CASTER GAGE WHEEL SPRING COVER		
18.	807-226C	SPRING COM 1 13/160DX3/8WX2 3/4		
19.	804-028C	WASHER FLAT 1 USS PLT		
20.	803-030C	NUT HEX JAM 1-8 PLT		
21.	817-987C	SLEEVE BEARING 1 5/8 ID		
22.	837-005C	SLEEVE BEARING 2 1/2 ID		
23.	802-064C	HHCS 3/4-10X2 GR5		
24.	804-023C	WASHER LOCK SPRING 3/4 PLT		
25.	803-027C	NUT HEX 3/4-10 PLT		
26.	842-266C	HHCS 5/16 - 18 X 3 1/2 GR8		
27.	803-166C	NUT HEX TOP LOCK 5/16 - 18 PLT		
28.	556-322K	LH HYD GAUGE WHEEL	Shown	
28.	556-325K	RH HYD GAUGE WHEEL		
29.	804-029C	WASHER FLAT 1 SAE PLT		
30.	858-775C	DECAL CAUTION TIRE 52PSI/120		

## Depth Control Assembly

(Applies to 7323DH, 7326DH, 7329DH, 7330DH, 7333DH, 7336DH only)



43392

## ***Depth Control Assembly***

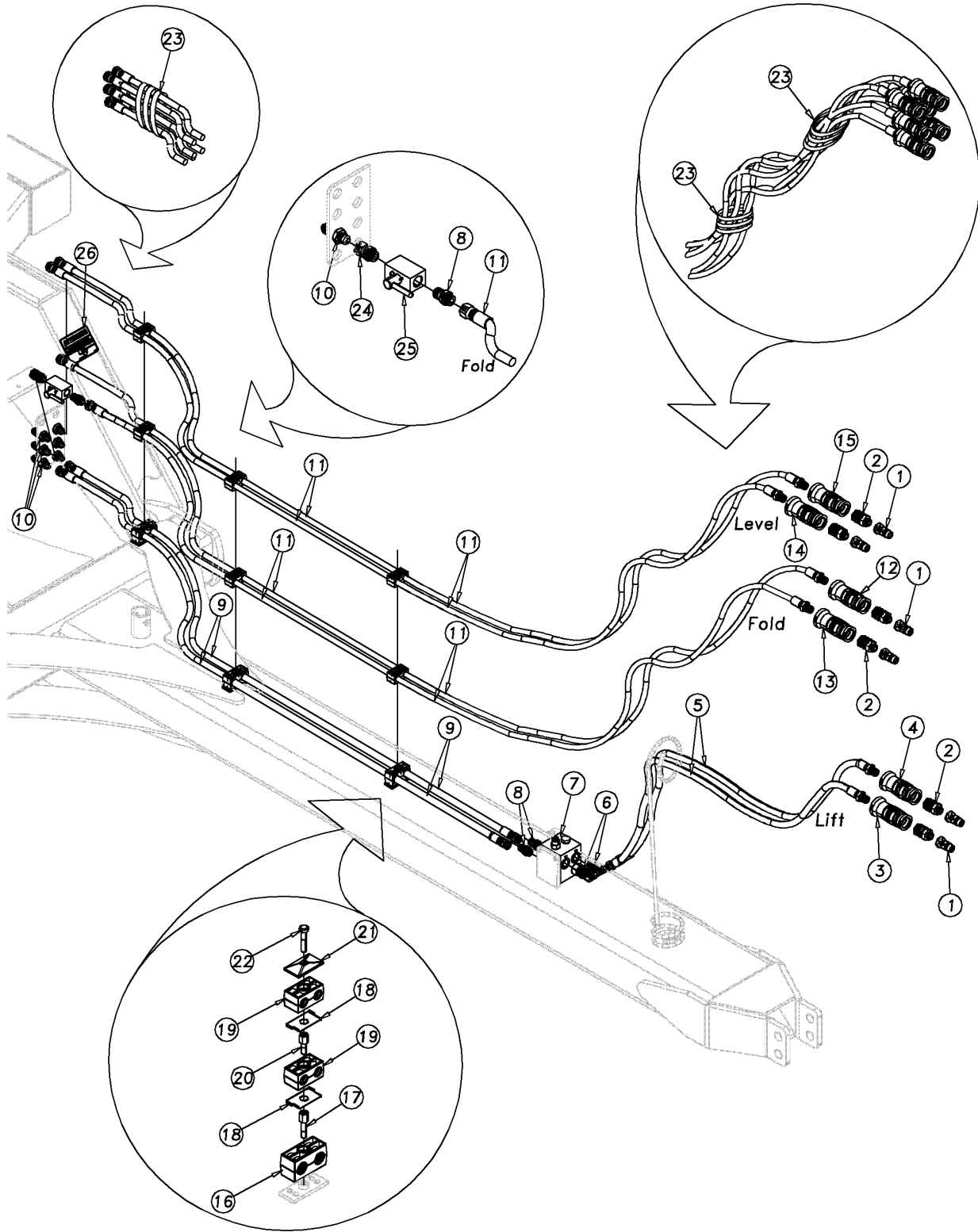
**(Applies to 7323DH, 7326DH, 7329DH, 7330DH, 7333DH, 7336DH only)**

<b>Ref</b>	<b>Part No.</b>	<b>Part Description</b>	<b>Comments</b>	<b>Revision</b>
	dwg43392	ImageNo.		
1.	556-302H	DEPTH STOP BAR		
2.	807-216C	SPRING COMP .75OD X .12W X 2.63LG		
3.	804-094C	WASHER FLAT 1/2 HARD ASTM F 436		
4.	803-342C	NUT HEX TOP LOCK 1/2 - 13 PLT		
5.	556-669D	BAR RND 1/2 THD		
6.	556-303H	DEPTH STOP		
7.	804-059C	HHCS 5/8 - 11 X 3 GR5		
8.	803-271C	NUT HEX TOP LOCK 5/8 - 11 PLT		
9.	810-511C	HYD VALVE DEPTH CONTROL CROSS		
10.	802-474C	HHCS 5/16 - 18 X 4 1/2		
11.	556-742D	PLATE - TORCHED		
12.	556-741D	DEPTH TUBE SPACER		
13.	804-009C	WASHER LOCK SPRING 5/16 PLT		
14.	803-008C	NUT HEX 5/16 - 18 PLT		
15.	556-304S	DEPTH STOP BAR ASSEMBLY	Includes items 1-6	

[Table of Contents](#)   [Part Number Index](#)

**Hydraulic Lift, Fold & Level: 7323, 7326 & 7329**

(Applies to 7323DH, 7326DH, 7329DH only)



43397

**Hydraulic Lift, Fold & Level: 7323, 7326 & 7329**

---

(Applies to 7323DH, 7326DH, 7329DH only)

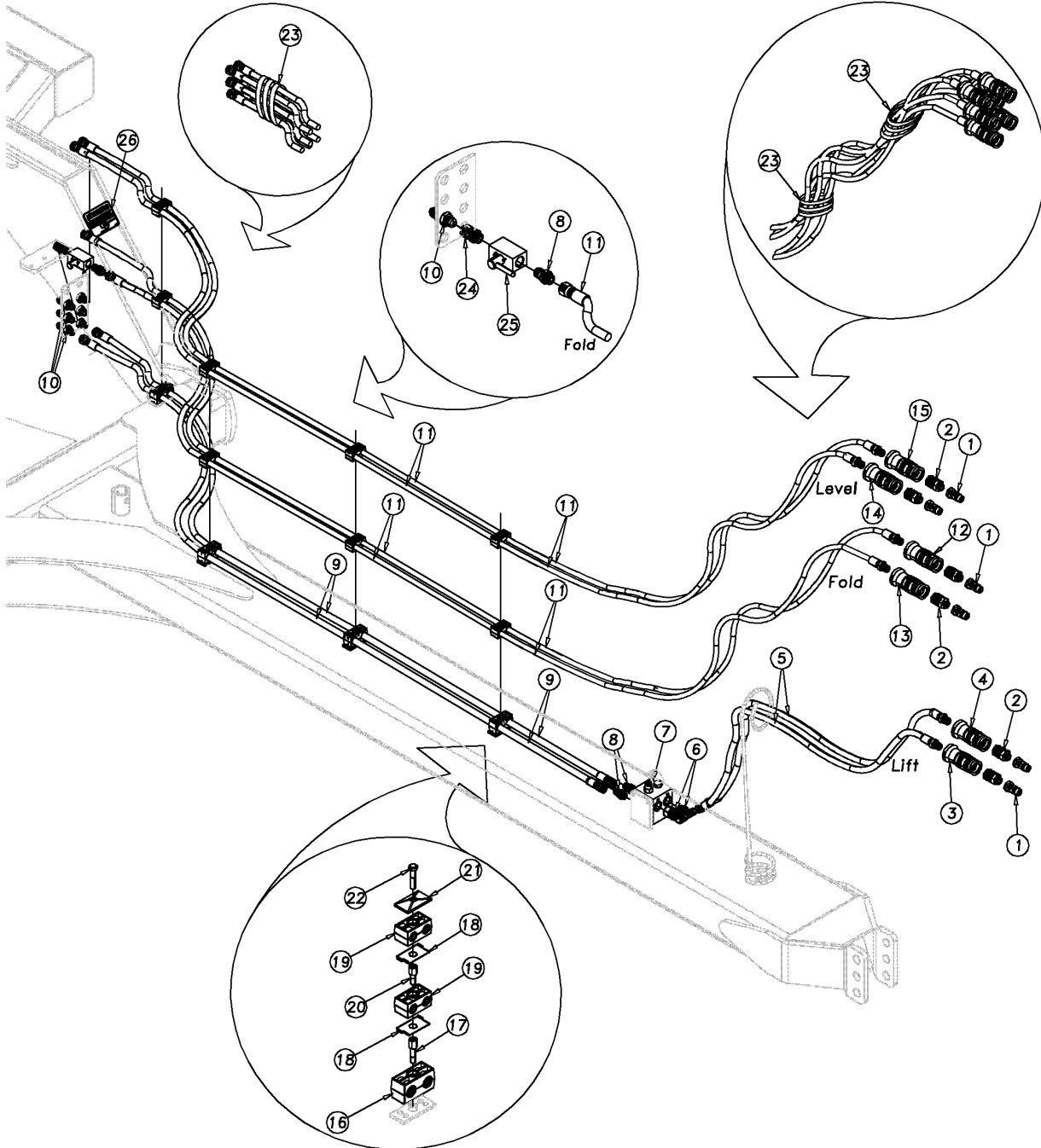
Ref	Part No.	Part Description	Comments	Revision
	dwg43397	Image No.		
1.	811-394C	CP 3/4FORB MALE QD POPPET TYPE		
2.	811-919C	D 3/4MORB 3/4FORB (HG)		
3.	811-826C	HG HANDLE - BLACK EXT		
4.	811-913C	HG HANDLE - BLACK RET		
5.	841-480C	HH1/2R2 084 3/4FJIC 3/4 MORB		
6.	811-690C	EL 45 3/4MORB 3/4MJIC		
7.	850-014C	REBOUND VALVE 20 GPM		
8.	811-088C	AD 3/4MORB 3/4MJIC		
9.	841-578C	HH1/2R2 090 3/4FJIC		
10.	841-988C	AD 3/4MJIC BLKHD WITH LN		
11.	811-962C	HH3/8R2 175 3/4MORB 3/4FJIC		
12.	811-915C	HG HANDLE - GREEN EXT		
13.	811-916C	HG HANDLE - GREEN RET		
14.	811-914C	HG HANDLE - RED EXT		
15.	811-827C	HG HANDLE - RED RET		
16.	851-241C	STAUFF CLAMO BODY - 3D		
17.	851-243C	STAUFF STACKING BOLT - 3D		
18.	851-246C	STAUFF LOCK PLATE - 2 - 3D		
19.	851-240C	STAUFF CLAMP BODY - 2D		
20.	851-242C	STAUFF STACKING BOLT - 2D		
21.	851-244C	STAUFF COVER PLATE GROUP 2D		
22.	802-012C	HHCS 5/16 - 18 X 1 1/2 GR5		
23.	575-268D	HOSE WRAP, LARGE SIZE, SHORT (8")		
24.	811-324C	AD 3/4MORB 3/4FJIC		
25.	810-345C	VALVE 90 DEGREE SHUT-OFF		
26.	858-246C	DECAL FOLD VALVE		



# [Table of Contents](#)   [Part Number Index](#)

## Hydraulic Lift, Fold & Level 7330, 7333 & 7336

(Applies to 7330DH, 7333DH, 7336DH only)



43473

## Hydraulic Lift, Fold & Level 7330, 7333 & 7336

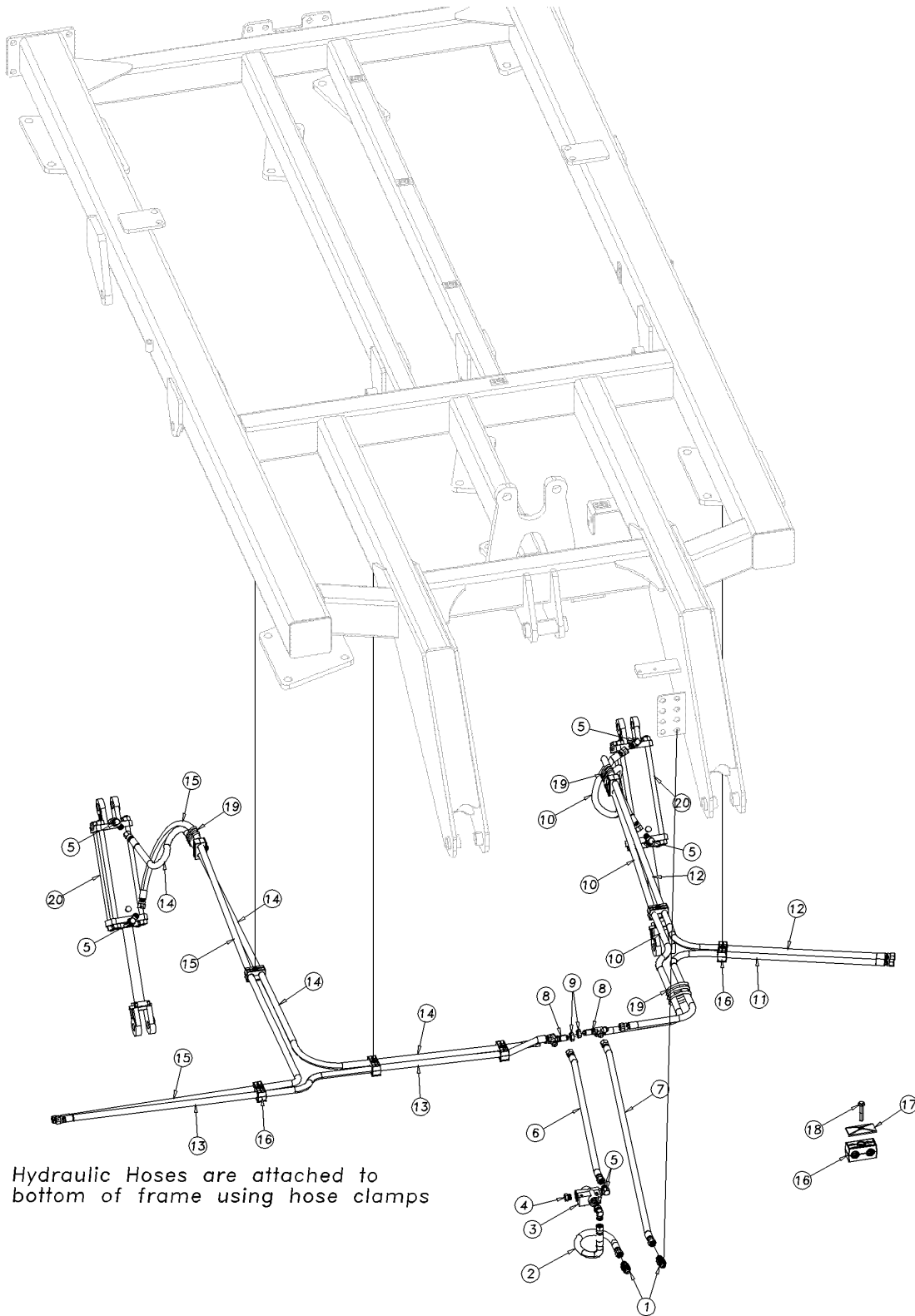
---

(Applies to 7330DH, 7333DH, 7336DH only)

Ref	Part No.	Part Description	Comments	Revision
	dwg43473	Image No.		
1.	811-394C	CP 3/4FORB MALE QD POPPET TYPE		
2.	811-919C	D 3/4MORB 3/4FORB (HG)		
3.	811-826C	HG HANDLE - BLACK EXT		
4.	811-913C	HG HANDLE - BLACK RET		
5.	841-480C	HH1/2R2 084 3/4FJIC 3/4 MORB		
6.	811-690C	EL 45 3/4MORB 3/4MJIC		
7.	850-014C	REBOUND VALVE 20 GPM		
8.	811-088C	AD 3/4MORB 3/4MJIC		
9.	811-834C	HH1/2R2 122 3/4FJIC		
10.	841-988C	AD 3/4MJIC BLKHD WITH LN		
11.	811-965C	HH3/8R2 207 3/4MORB 3/4FJIC		
12.	811-915C	HG HANDLE - GREEN EXT		
13.	811-916C	HG HANDLE - GREEN RET		
14.	811-914C	HG HANDLE - RED EXT		
15.	811-827C	HG HANDLE - RED RET		
16.	851-241C	STAUFF CLAMO BODY - 3D		
17.	851-243C	STAUFF STACKING BOLT - 3D		
18.	851-246C	STAUFF LOCK PLATE - 2 - 3D		
19.	851-240C	STAUFF CLAMP BODY - 2D		
20.	851-242C	STAUFF STACKING BOLT - 2D		
21.	851-244C	STAUFF COVER PLATE GROUP 2D		
22.	802-012C	HHCS 5/16 - 18 X 1 1/2 GR5		
23.	575-268D	HOSE WRAP, LARGE SIZE, SHORT (8")		
24.	811-324C	AD 3/4MORB 3/4FJIC		
25.	810-345C	VALVE 90 DEGREE SHUT-OFF		
26.	858-246C	DECAL FOLD VALVE		

# Hydraulic Lift Layout: 7323, 7326 & 7329

(Applies to 7323DH, 7326DH, 7329DH only)



43398

**Hydraulic Lift Layout: 7323, 7326 & 7329**

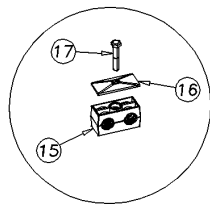
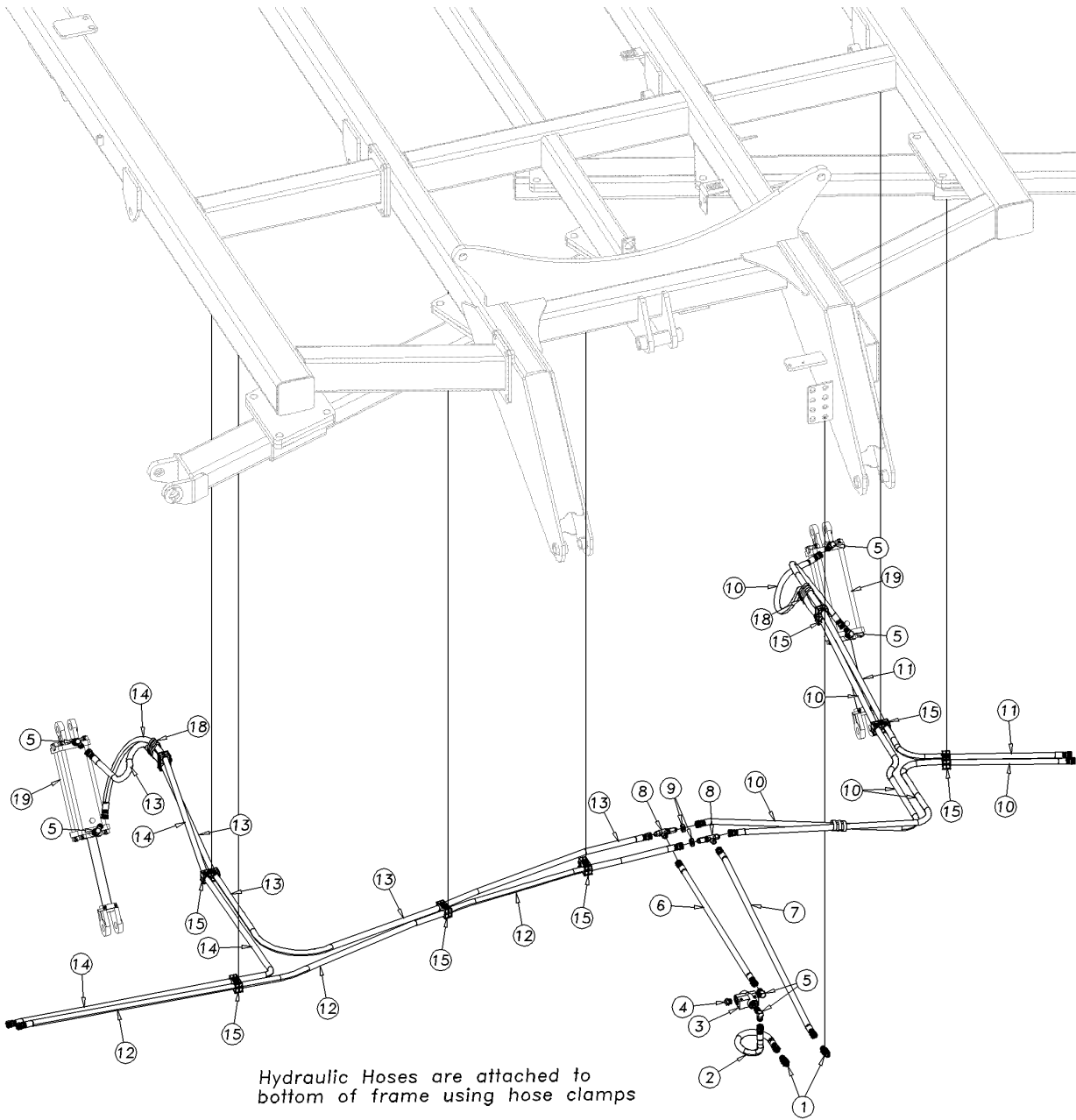
---

(Applies to 7323DH, 7326DH, 7329DH only)

Ref	Part No.	Part Description	Comments	Revision
	dwg43398	ImageNo.		
1.	841-988C	AD 3/4MJIC BLKHD WITH LN		
2.	851-385C	HH1/2R2 28 3/4FJIC		
3.	810-511C	HYD VALVE DEPTH CONTROL CROSS		
4.	811-857C	PL 3/4MORB		
5.	811-063C	EL 3/4MJIC 3/4MORB		
6.	811-269C	HH1/2R2 036 3/4FJIC		
7.	851-392C	HH1/2R2 39 3/4FJIC		
8.	841-521C	TE 3/4MJIC BULKHEAD		
9.	841-381C	NUT LOCK 3/4 - 16 BULKHEAD		
10.	851-387C	HH1/2R2 81 3/4FJIC		
11.	851-386C	HH1/2R2 74 3/4FJIC		
12.	851-390C	HH1/2R2 112 3/4FJIC		
13.	851-388C	HH1/2R2 89 3/4FJIC		
14.	851-389C	HH1/2R2 106 3/4FJIC		
15.	851-391C	HH1/2R2 125 3/4FJIC		
16.	851-241C	STAUFF CLAMP BODY - 3D		
17.	851-245C	STAUFF COVER PLATE FROUP 3D		
18.	802-013C	HHCS 5/16 - 18 X 1 3/4 GR5		
19.	575-268D	HOSE WRAP, LARGE SIZE, SHORT (8")		
20.	850-010C	CYL REP 3.75 X 12 X 1.38 TIE 3000	Models 7323, 7326	
20.	850-011C	CYL REP 4.00 X 12 X 1.38 TIE 3000	Models 7329	

# Hydraulic Lift Layout: 7330, 7333 & 7336

(Applies to 7330DH, 7333DH, 7336DH only)



43471

**Hydraulic Lift Layout: 7330, 7333 & 7336**

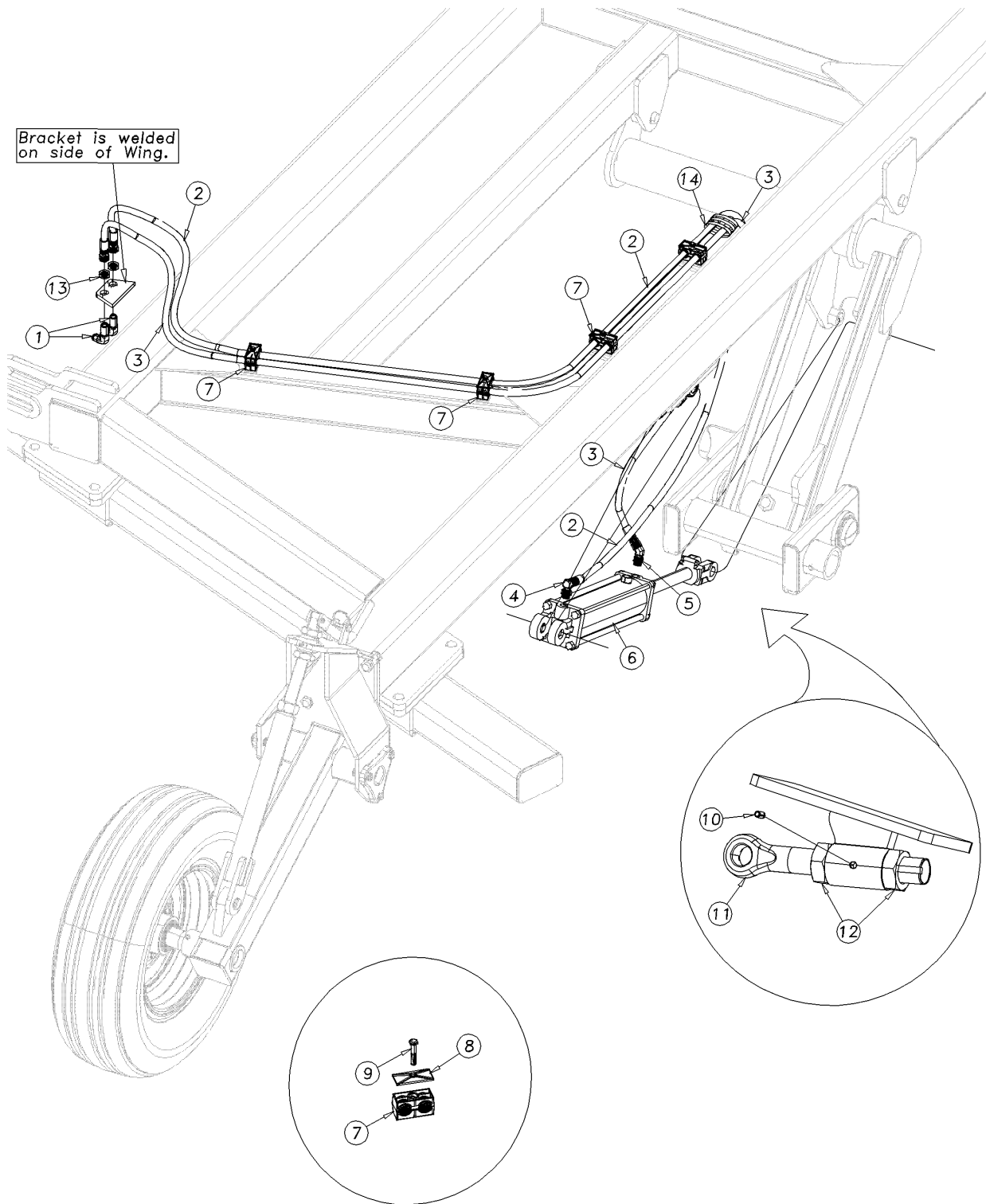
---

(Applies to 7330DH, 7333DH, 7336DH only)

Ref	Part No.	Part Description	Comments	Revision
	dwg43471	ImageNo.		
1.	841-988C	AD 3/4MJIC BLKHD WITH LN		
2.	851-385C	HH3/8R2 033 3/4FJIC		
3.	810-511C	HYD VALVE DEPTH CONTROL CROSS		
4.	811-857C	PL 3/4MORB		
5.	811-063C	EL 3/4MJIC 3/4MORB		
6.	841-574C	HH1/2R2 040 3/4FJIC		
7.	851-445C	HH1/2R2 156 3/4FJIC		
8.	841-521C	TE 3/4MJIC BULKHEAD		
9.	841-381C	NUT LOCK 3/4 - 16 BULKHEAD		
10.	851-388C	HH1/2R2 89 3/4FJIC		
11.	811-859C	HH1/2R2 114 3/4FJIC		
12.	811-807C	HH1/2R2 120 3/4FJIC		
13.	851-444C	HH1/2R2 137 3/4FJIC		
14.	851-391C	HH1/2R2 125 3/4FJIC		
15.	851-241C	STAUFF CLAMP BODY - 3D		
16.	851-245C	STAUFF COVER PLATE FROUP 3D		
17.	802-013C	HHCS 5/16 - 18 X 1 3/4 GR5		
18.	575-268D	HOSE WRAP, LARGE SIZE, SHORT (8")		
19.	850-011C	CYL REP 4.00 X 12 X 1.38 TIE 3000		

**Hydraulic Lift Layout: Wings - 7323, 7326 & 7330**

(Applies to 7323DH, 7326DH, 7330DH only)



43376

**Hydraulic Lift Layout: Wings - 7323, 7326 & 7330**

---

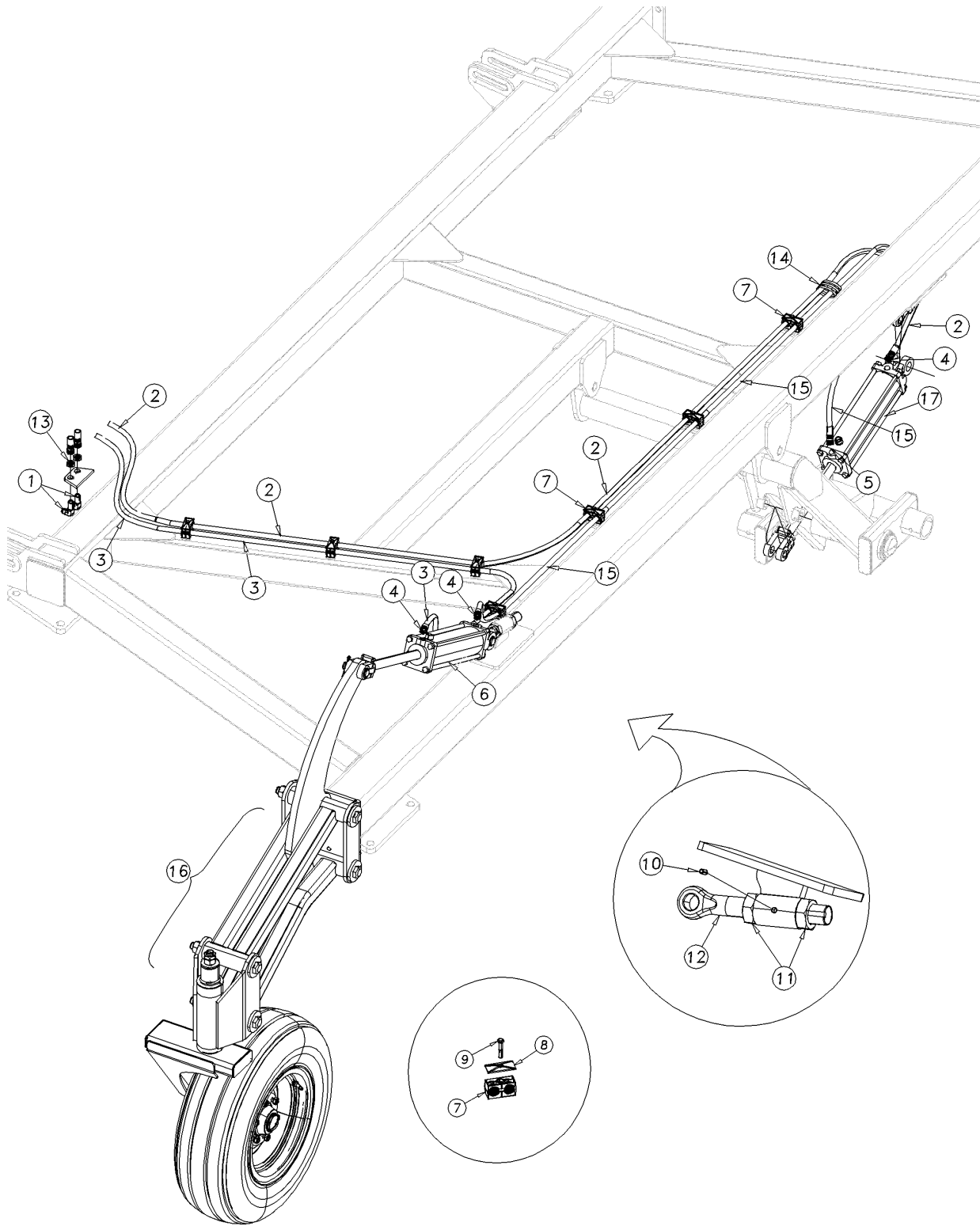
(Applies to 7323DH, 7326DH, 7330DH only)

Ref	Part No.	Part Description	Comments	Revision
	dwg43376	ImageNo.		
1.	841-993C	EL 3/4MJIC BLKHD		
2.	851-390C	HH1/2R2 112 3/4FJIC	Models 7323	
2.	811-834C	HH1/2R1 122 3/4FJIC	Models 7326, 7330	
3.	811-485C	HH1/2R2 100 3/FJIC	Models 7323	
3.	841-623C	HH1/2R2 110 3/4FJIC	Models 7326, 7330	
4.	811-063C	EL 3/4MJIC 3/4MORB		
5.	811-690C	EL 45 3/4MORB 3/4MJIC		
6.	850-009C	CYL REP 3.50 X 12 X 1.25 TIE 3000	Models 7323, 7326	
6.	850-010C	CYL REP 3.75 X 12 X 1.38 TIE 3000	Models 7330	
7.	851-241C	STAUFF CLAMP BODY - 3D		
8.	851-245C	STAUPP COVER PLATE GROUP 3D		
9.	802-013C	HHCS 5/16 - 18 X 1 3/4 GR5		
10.	805-335C	PIN ROLL 5/16 X 5/8 PLT		
11.	556-739D	EYE BOLT 1 1/4 X 9 1/2 W/KEYWAY		
12.	803-032C	NUT HEX JAM 1 1/4 - 7 PLT		
13.	841-381C	NUT LOCK 3/4 - 16 BULKHEAD		
14.	575-268D	HOSE WRAP, LARGE SIZE, SHORT (8")		



**Hydraulic Lift Layout: Wings - 7329, 7333 & 7336**

(Applies to 7329DH, 7333DH, 7336DH only)



43470

## **Hydraulic Lift Layout: Wings - 7329, 7333 & 7336**

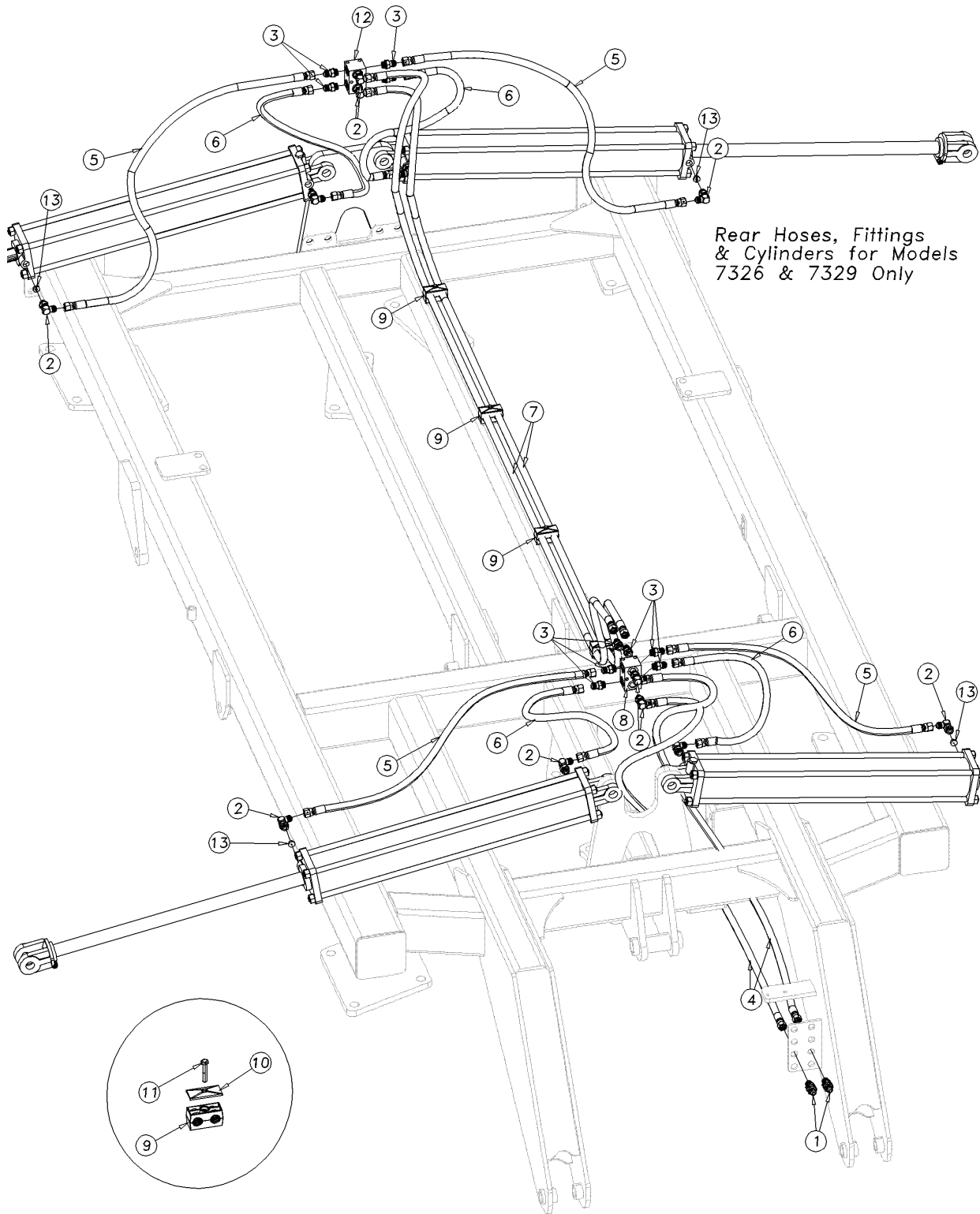
**(Applies to 7329DH, 7333DH, 7336DH only)**

<b>Ref</b>	<b>Part No.</b>	<b>Part Description</b>	<b>Comments</b>	<b>Revision</b>
	dwg43470	ImageNo.		
1.	841-993C	EL 3/4MJIC BLKHD		
2.	841-454C	HH1/2R2 156 3/4FJIC	Right & Left Wings	Models 7329, 7333
2.	811-785C	HH1/2R2 168 3/4FJIC	Right & Left Wings	Models 7336
3.	841-577C	HH1/2R2 136 3/4FJIC	Right Wing	Models 7329, 7333
3.	841-249C	HH1/2R2 108 3/4FJIC	Left Wing	Models 7329, 7333
3.	851-446C	HH1/2R2 163 3/4FJIC	Right Wing	Models 7336
3.	841-577	HH1/2R2 136 3/4FJIC	Left Wing	Models 7336
4.	811-063C	EL 3/4MJIC 3/4MORB		
5.	811-690C	EL 45 3/4MORB 3/4MJIC		
6.	850-009C	CYL REP 3.50 X 12 X 1.25 TIE 3000		
7.	851-241C	STAUFF CLAMP BODY - 3D		
8.	851-245C	STAUPP COVER PLATE GROUP 3D		
9.	802-013C	HHCS 5/16 - 18 X 1 3/4 GR5		
10.	805-335C	PIN ROLL 5/16 X 5/8 PLT		
11.	803-032C	NUT HEX JAM 1 1/4 - 7 PLT		
12.	556-739D	EYE BOLT 1 1/4 X 9 1/2 W/KEYWAY		
13.	841-381C	NUT LOCK 3/4 - 16 BULKHEAD		
14.	575-268D	HOSE WRAP, LARGE SIZE, SHORT (8")		
15.	811-835C	HH1/2R2 158 3/4FJIC	Right Wing	Models 7329, 7333
15.	841-556C	HH1/2R2 144 3/4FJIC	Left Wing	Models 7329, 7333
15.	851-446C	HH1/2R2 163 3/4FJIC	Right Wing	Models 7336
15.	811-842C	HH1/2R2 150 3/4FJIC	Left Wing	Models 7336
16.	556-322K	LH HYD GAUGE WHEEL	Shown	
16.	556-325K	RH HYD GAUGE WHEEL		
17.	850-010C	CYL REP 3.75 X 12 X 1.38 TIE 3000		

[Table of Contents](#)   [Part Number Index](#)

**Hydraulic Fold Layout: 7323, 7326 & 7329**

(Applies to 7323DH, 7326DH, 7329DH only)



43400

## **Hydraulic Fold Layout: 7323, 7326 & 7329**

---

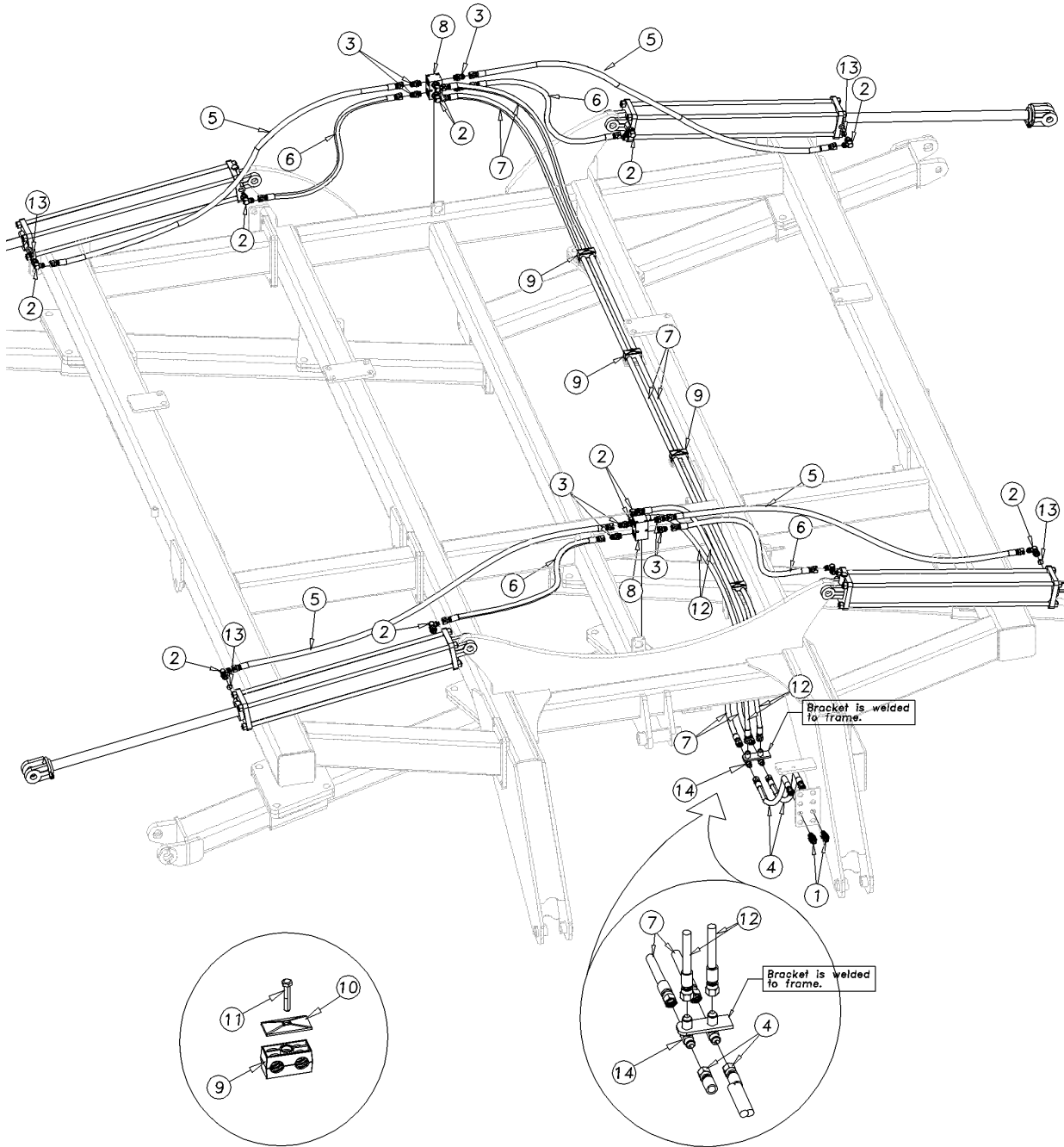
**(Applies to 7323DH, 7326DH, 7329DH only)**

<b>Ref</b>	<b>Part No.</b>	<b>Part Description</b>	<b>Comments</b>	<b>Revision</b>
	dwg43400	ImageNo.		
1.	841-988C	AD 3/4MJIC BLKHD WITH LN		
2.	811-063C	EL 3/4MJIC 3/4MORB		
3.	811-088C	AD 3/4MORB 3/4MJIC		
4.	841-005C	HH3/8R2 043 3/4FJIC		
5.	851-031C	HH3/8R2 041 3/4FJIC		
6.	811-643C	HH3/8R2 021 3/4FJIC		
7.	811-851C	HH3/8R2 126 3/4FJIC		
8.	560-536D	DOUBLE HYD TEE BLOCK	Models 7323 Only	
8.	560-571D	DOUBLE HYD CROSS BLOCK	Models 7326, 7329	
9.	851-240C	STAUFF CLAMP BODY - 2D		
10.	851-244C	STAUFF COVER PLATE GROUP 2D		
11.	802-012C	HHCS 5/16 - 18 X 1 1/2 GR5		
12.	560-536D	DOUBLE HYD TEE BLOCK	Models 7326, 7329	
13.	196-430D	ORIFICE PLATE 1/16 3/4MORB		

# [Table of Contents](#)   [Part Number Index](#)

## Hydraulic Fold Layout: 7330, 7333 & 7336

(Applies to 7330DH, 7333DH, 7336DH only)



43474

## **Hydraulic Fold Layout: 7330, 7333 & 7336**

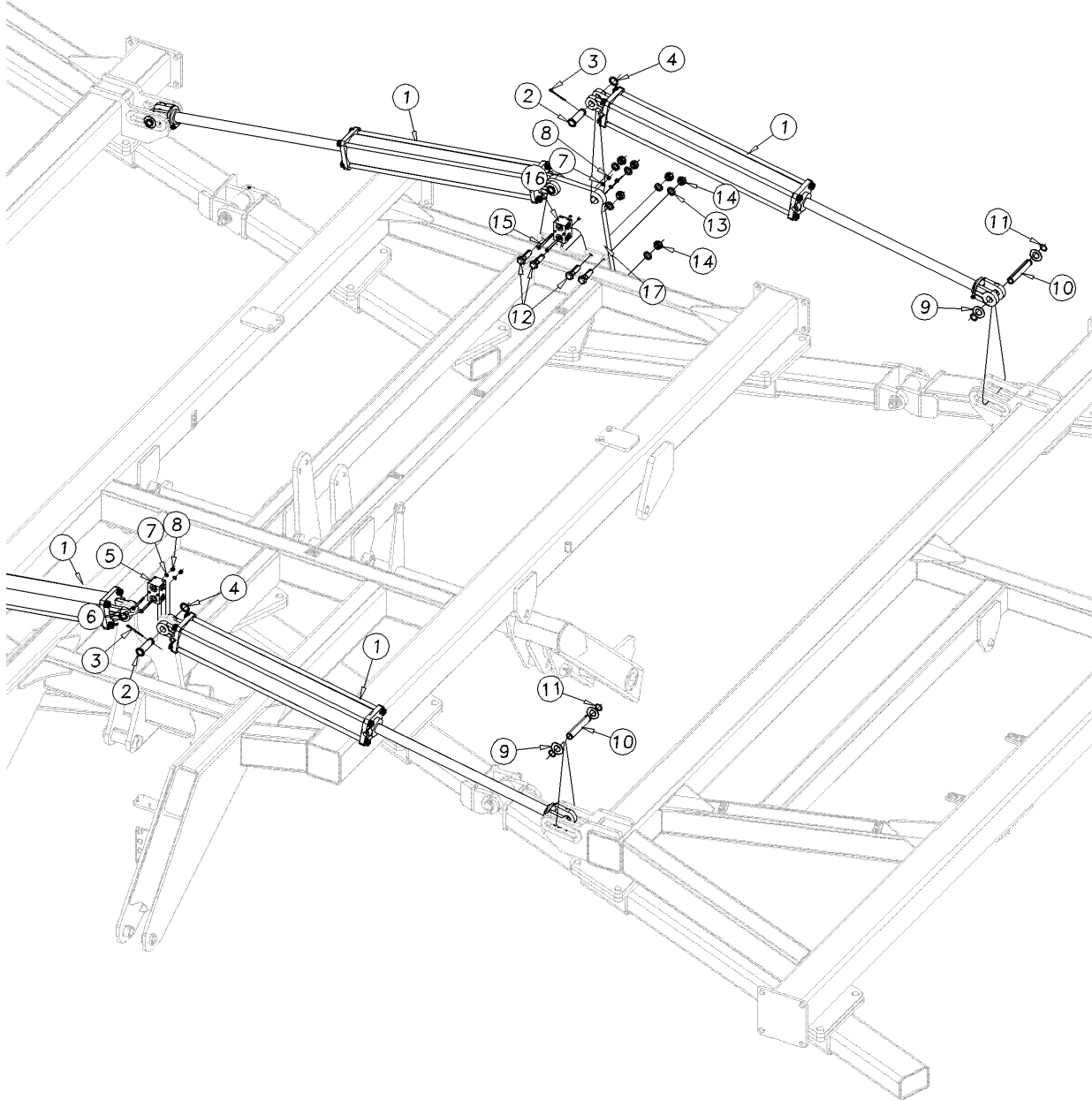
---

(Applies to 7330DH, 7333DH, 7336DH only)

<b>Ref</b>	<b>Part No.</b>	<b>Part Description</b>	<b>Comments</b>	<b>Revision</b>
	dwg43474	ImageNo.		
1.	841-988C	AD 3/4MJIC BLKHD WITH LN		
2.	811-063C	EL 3/4MJIC 3/4MORB		
3.	811-088C	AD 3/4MORB 3/4MJIC		
4.	811-943C	HH3/8R2 033 3/4FJIC		
5.	811-947C	HH3/8R2 065 3/4FJIC		
6.	811-645C	HH3/8R2 030 3/4FJIC		
7.	841-011C	HH3/8R2 131 3/4FJIC		
8.	560-536D	DOUBLE HYD TEE BLOCK		
9.	851-240C	STAUFF CLAMP BODY - 2D		
10.	851-244C	STAUFF COVER PLATE GROUP 2D		
11.	802-012C	HHCS 5/16 - 18 X 1 1/2 GR5		
12.	811-900C	HH3/8R2 029 3/4FJIC		
13.	196-430D	ORIFICE PLATE 1/16 3/4MORB		
14.	851-451C	TE 3/4MJIC BLKHD		

**Fold Cylinder Assembly: 7323, 7326 & 7329**

(Applies to 7323DH, 7326DH, 7329DH only)



43395

## **Fold Cylinder Assembly: 7323, 7326 & 7329**

---

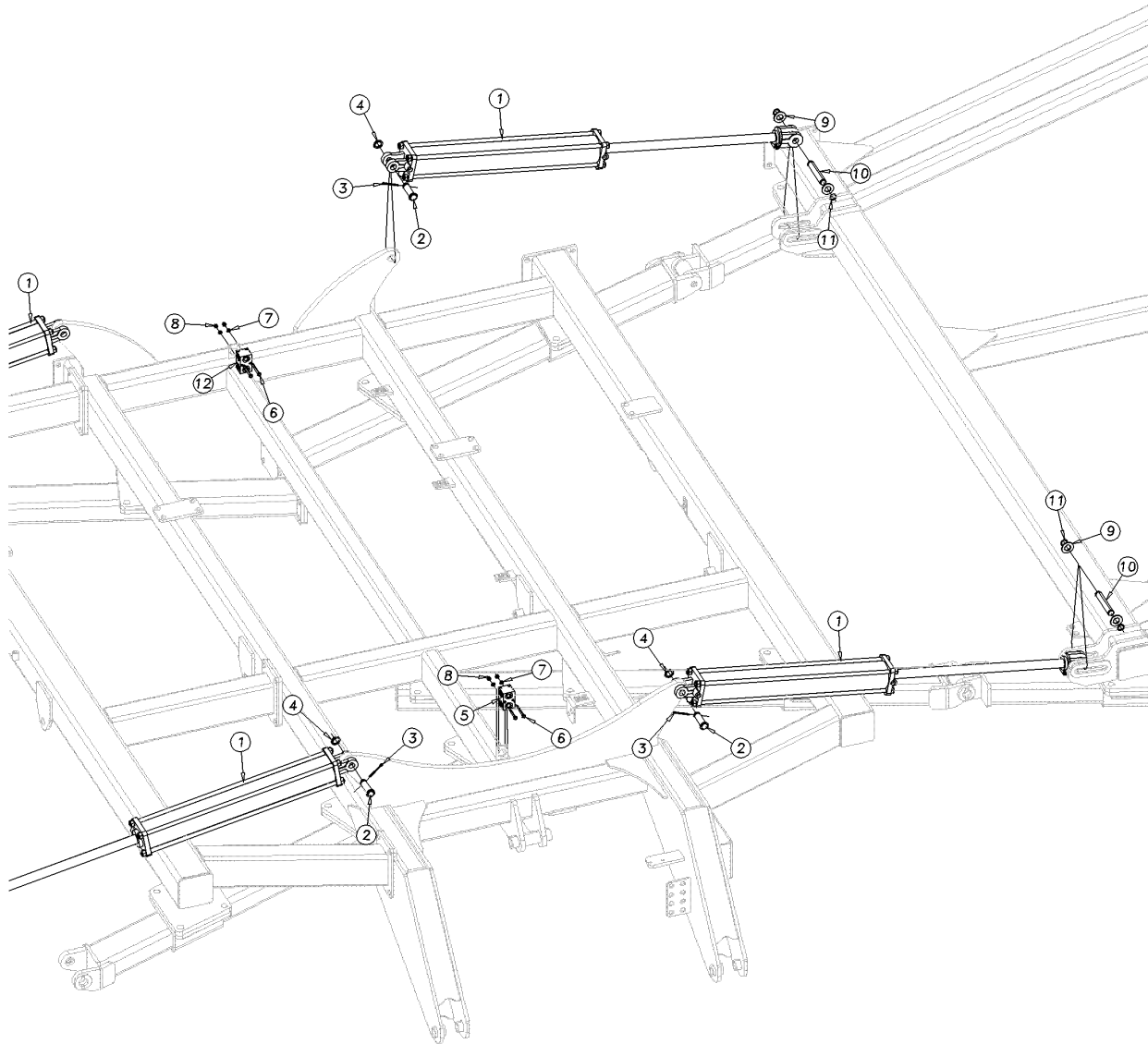
**(Applies to 7323DH, 7326DH, 7329DH only)**

<b>Ref</b>	<b>Part No.</b>	<b>Part Description</b>	<b>Comments</b>	<b>Revision</b>
	dwg43395	Image No.		
1.	810-488C	CYL 4 X 30 X 1.5 ROD (TIE) 40.63 C. L.		
2.	805-396C	PIN CLVS 1.0 X 3.13 USBL		
3.	805-058C	PIN COTTER 3/16 X 2		
4.	804-192C	WASHER MACH 1.5 X 1.00 X .075		
5.	560-536D	DOULBE HYD TEE BLOCK	Models 7323 Only	
5.	560-571D	DOUBLE HYD CROSS BLOCK	Models 7326, 7329	
6.	802-131C	HHCS 5/16 -18 X 3 GR5		
7.	804-009C	WASHER LOCK SPRING 5/16 PLT		
8.	803-008C	NUT HEX 5/16 - 18 PLT		
9.	804-029C	WASHER FLAT 1 SAE		
10.	805-511C	PIN - SNAP RING 1 X 5.38 USABLE		
11.	800-085C	SNAP RING EXT 1 HEAVY		
12.	802-212C	HHCS 3/4 - 10 X 2 1/2 GR5		
13.	804-023C	WASHER LOCK SPRING 3/4 PLT		
14.	803-027C	NUT HEX 3/4 - 10 PLT		
15.	802-279C	HHCS 5/16 - 18 X 4 GR5		
16.	560-536D	DOUBLE HYD TEE BLOCK	Models 7326, 7329	
17.	556-551D	REAR FOLD BRACKET		



**Fold Cylinder Assembly: 7330, 7333 & 7336**

(Applies to 7330DH, 7333DH, 7336DH only)



43396

## ***Fold Cylinder Assembly: 7330, 7333 & 7336***

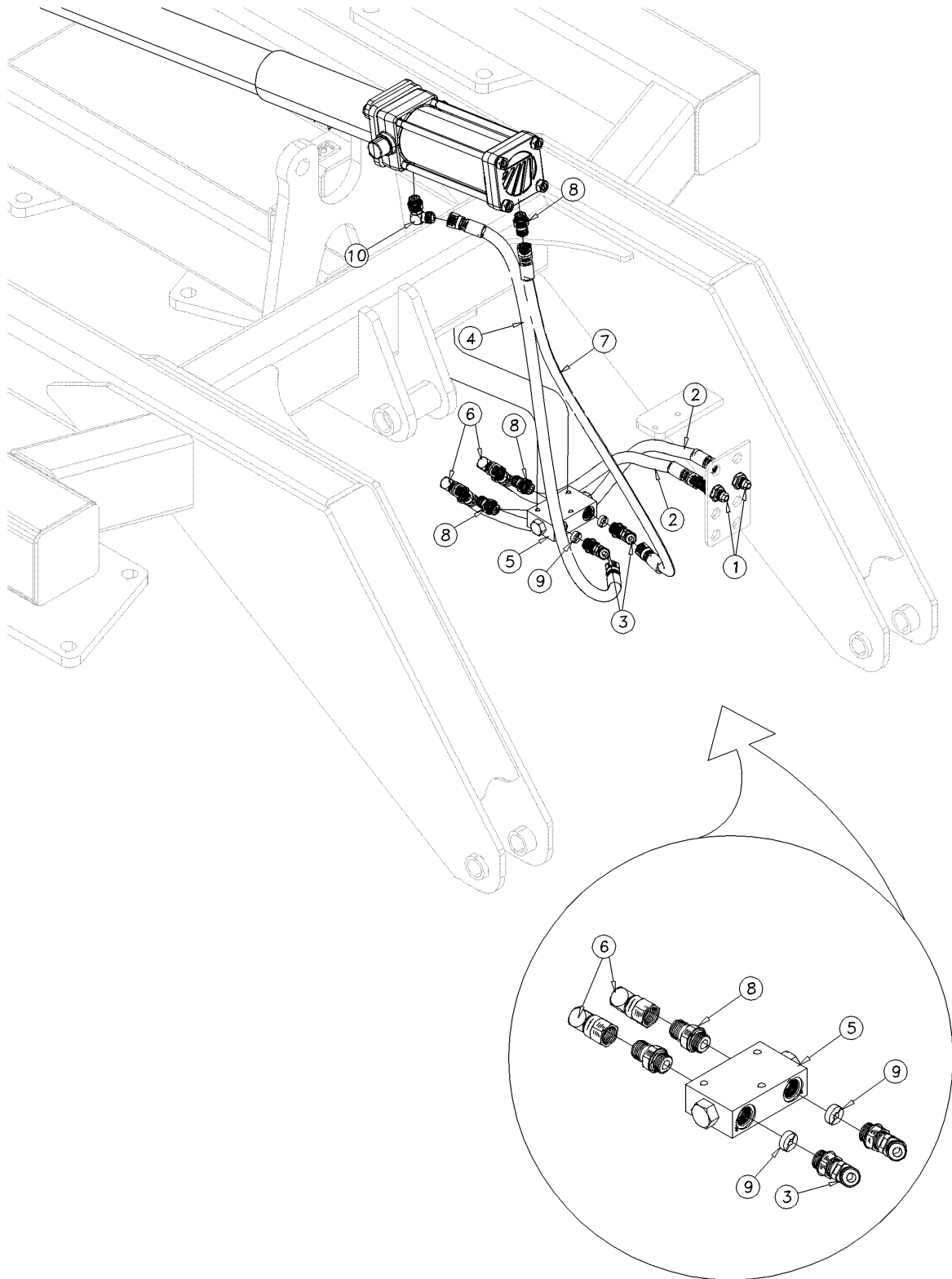
---

**(Applies to 7330DH, 7333DH, 7336DH only)**

<b>Ref</b>	<b>Part No.</b>	<b>Part Description</b>	<b>Comments</b>	<b>Revision</b>
	dwg43396	Image No.		
1.	810-488C	CYL 4 X 30 X 1.5 ROD (TIE) 40.63 C. L.		
2.	805-396C	PIN CLVS 1.0 X 3.13 USBL		
3.	805-058C	PIN COTTER 3/16 X 2		
4.	804-192C	WASHER MACH 1.5 X 1.00 X .075		
5.	560-571D	DOUBLE HYD CROSS BLOCK		
6.	802-131C	HHCS 5/16 -18 X 3 GR5		
7.	804-009C	WASHER LOCK SPRING 5/16 PLT		
8.	803-008C	NUT HEX 5/16 - 18 PLT		
9.	804-029C	WASHER FLAT 1 SAE		
10.	805-511C	PIN - SNAP RING 1 X 5.38 USABLE		
11.	800-085C	SNAP RING EXT 1 HEAVY		
12.	560-536D	DOUBLE HYD TEE BLOCK		

### Hydraulic Level Layout: 7323, 7326 & 7329

(Applies to 7323DH, 7326DH, 7329DH only)



43399

## **Hydraulic Level Layout: 7323, 7326 & 7329**

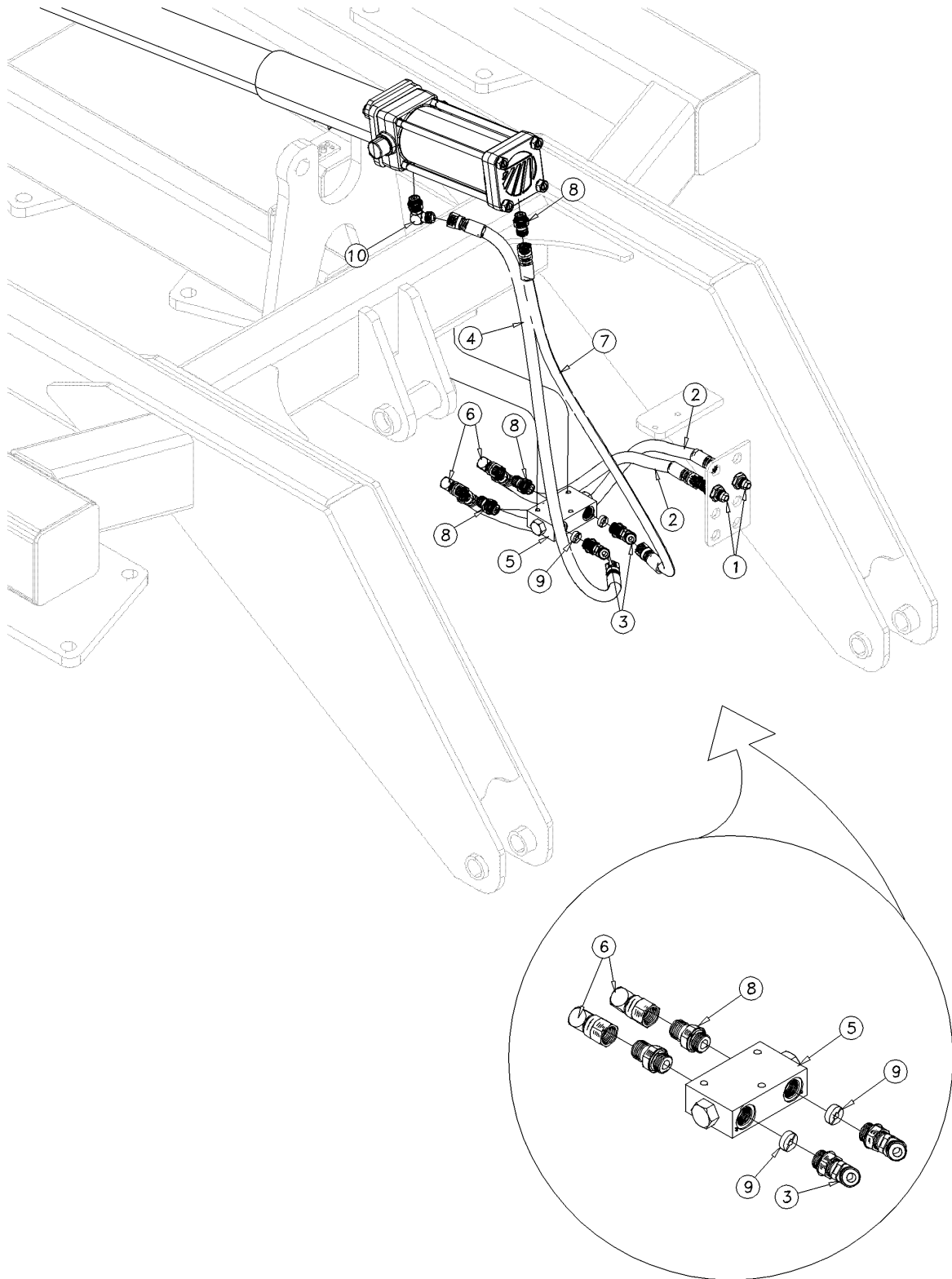
---

(Applies to 7323DH, 7326DH, 7329DH only)

<b>Ref</b>	<b>Part No.</b>	<b>Part Description</b>	<b>Comments</b>	<b>Revision</b>
	dwg43399	ImageNo.		
1.	841-988C	AD 3/4MJIC BLKH WITH LN		
2.	811-968C	HH3/8R2 027 3/4FJIC		
3.	811-690C	EL 45 3/4MORB 3/4MJIC		
4.	811-939C	HH3/8R2 039 3/4FJIC		
5.	810-599C	LOCK VALVE		
6.	811-150C	EL 3/4FJIC 3/4MJIC		
7.	851-040C	HH3/8R2 034 3/4FJIC		
8.	811-088C	AD 3/4MORB 3/4MJIC		
9.	196-430D	ORIFICE PLATE 1/16 3/4MORB		
10.	811-063C	EL 3/4MJIC 3/4MORB		

### Hydraulic Level Layout: 7330, 7333 & 7336

(Applies to 7330DH, 7333DH, 7336DH only)



43472

## **Hydraulic Level Layout: 7330, 7333 & 7336**

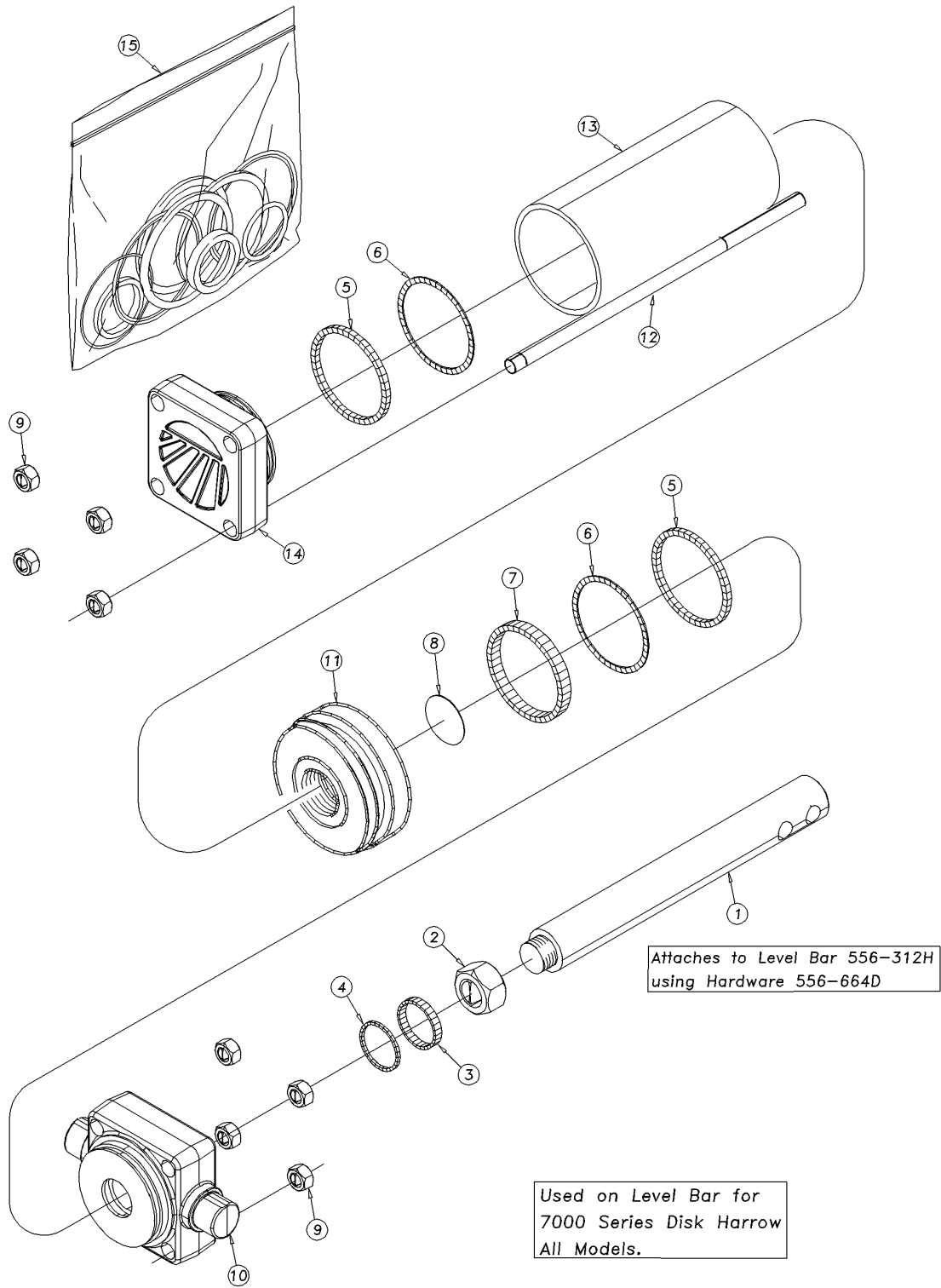
---

(Applies to 7330DH, 7333DH, 7336DH only)

<b>Ref</b>	<b>Part No.</b>	<b>Part Description</b>	<b>Comments</b>	<b>Revision</b>
	dwg43472	ImageNo.		
1.	841-988C	AD 3/4MJIC BLKH WITH LN		
2.	811-943C	HH3/8R2 027 3/4FJIC		
3.	811-690C	EL 45 3/4MORB 3/4MJIC		
4.	811-939C	HH3/8R2 039 3/4FJIC		
5.	810-599C	LOCK VALVE		
6.	811-150C	EL 3/4FJIC 3/4MJIC		
7.	851-040C	HH3/8R2 034 3/4FJIC		
8.	811-088C	AD 3/4MORB 3/4MJIC		
9.	196-430D	ORIFICE PLATE 1/16 3/4MORB		

# Hydraulic Cylinder (850-016C)

(Applies to 7323DH, 7326DH, 7329DH, 7330DH, 7333DH, 7336DH only)



43550

**Hydraulic Cylinder (850-016C)**

---

(Applies to 7323DH, 7326DH, 7329DH, 7330DH, 7333DH, 7336DH only)

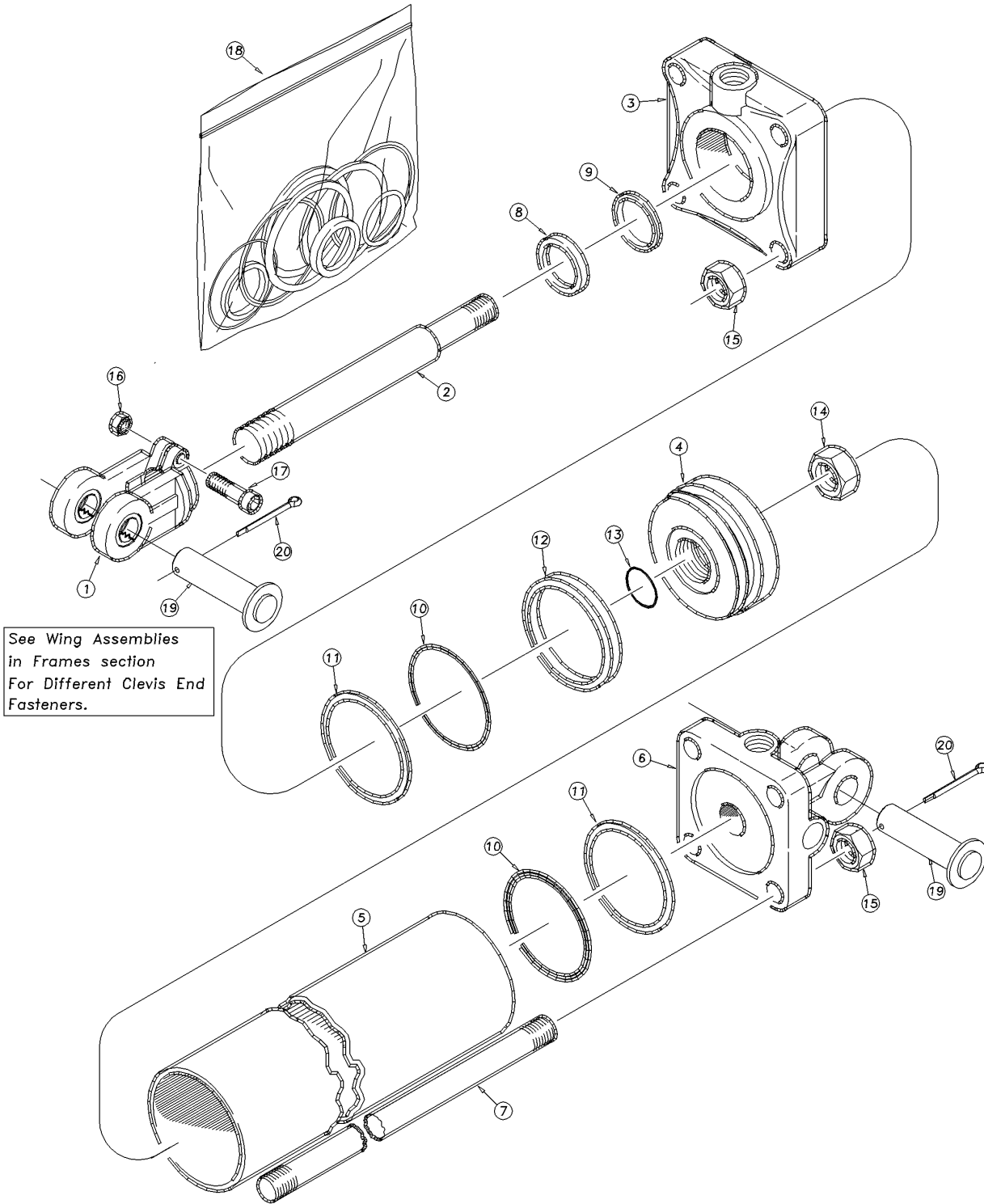
<b>Ref</b>	<b>Part No.</b>	<b>Part Description</b>	<b>Comments</b>	<b>Revision</b>
	dwg43550	Image No.		
1.	2X5511NC	MW ROD		
2.	2A0024	MW PISTON NUT		
3.		RCD WIPER	Only in item 15	
4.		U-CUP	Only in item 15	
5.		BACKUP MIDWAY	Only in item 15	
6.		O-RING MIDWAY	Only in item 15	
7.		CROWN SEAL MIDWAY	Only in item 15	
8.		O-RING MIDWAY	Only in item 15	
9.	2A0013	TIE ROD NUT		
10.	3GP3886	HEAD MIDWAY		
11.	4M5108	MW PISTON		
12.	7M445	MW TIE ROD		
13.	5M5192	MIDWAY TUBE		
14.	6GP3816	MIDWAY BASE		
15.	810-059C	CYL SEAL KIT 5A5104		



[Table of Contents](#)   [Part Number Index](#)

**Hydraulic Cylinder (810-488C 4x30x1.5 Rod)**

(Applies to 7323DH, 7326DH, 7329DH, 7330DH, 7333DH, 7336DH only)



43403

## **Hydraulic Cylinder (810-488C 4x30x1.5 Rod)**

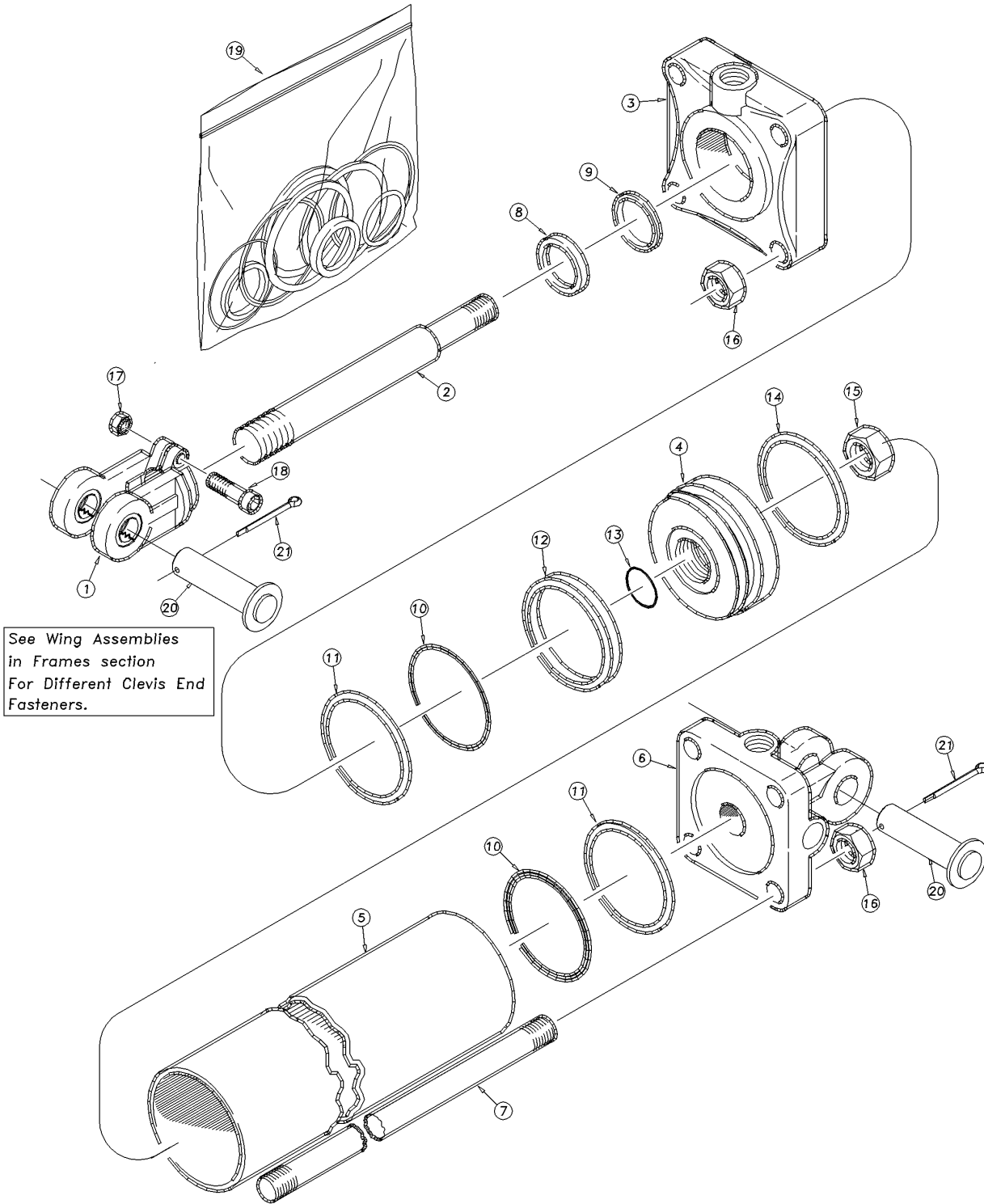
**(Applies to 7323DH, 7326DH, 7329DH, 7330DH, 7333DH, 7336DH only)**

<b>Ref</b>	<b>Part No.</b>	<b>Part Description</b>	<b>Comments</b>	<b>Revision</b>
	dwg43403	Image No.		
1.	1M7021-ADI	MW ROD CLEVIS 1.00PN 1.5-12THD		
2.	2S6576NC	MW ROD		
3.	3R5912	HEAD MIDWAY		
4.	4M6108	MW PISTON		
5.	5M6138	MIDWAY TUBE		
6.	6R5162-ADI	MIDWAY ADI BASE		
7.	7M6338	MW TIE ROD 4 X 16 CYLINDER		
8.		MW WIPER	Only in item 18	
9.		U-CUP	Only in item 18	
10.		O-RING MIDWAY	Only in item 18	
11.		BACK UP MIDWAY	Only in item 18	
12.		CROWN SEAL MIDWAY	Only in item 18	
13.		MW PISTON NUT SEAL	Only in item 18	
14.	2A0024	MW PISTON NUT 1-14		
15.	2A0018	MW TIE ROD NUT		
16.	803-234C	NUT HEX 3/8-16 PLAIN		
17.	802-023C	HHCS 3/8-16X1 3/4 GR5		
18.	810-060C	CYL SEAL KIT-810-031C-5A6104		
19.	805-396C	PIN CLEVIS 1 X 3 1/8 USABLE		
20.	805-058C	PIN COTTER 3/16 X 2		

[Table of Contents](#)   [Part Number Index](#)

**Hydraulic Cylinder (850-009C 3.50x12x1.25)**

(Applies to 7323DH, 7326DH, 7329DH, 7333DH, 7336DH only)



43402

**Hydraulic Cylinder (850-009C 3.50x12x1.25)**

---

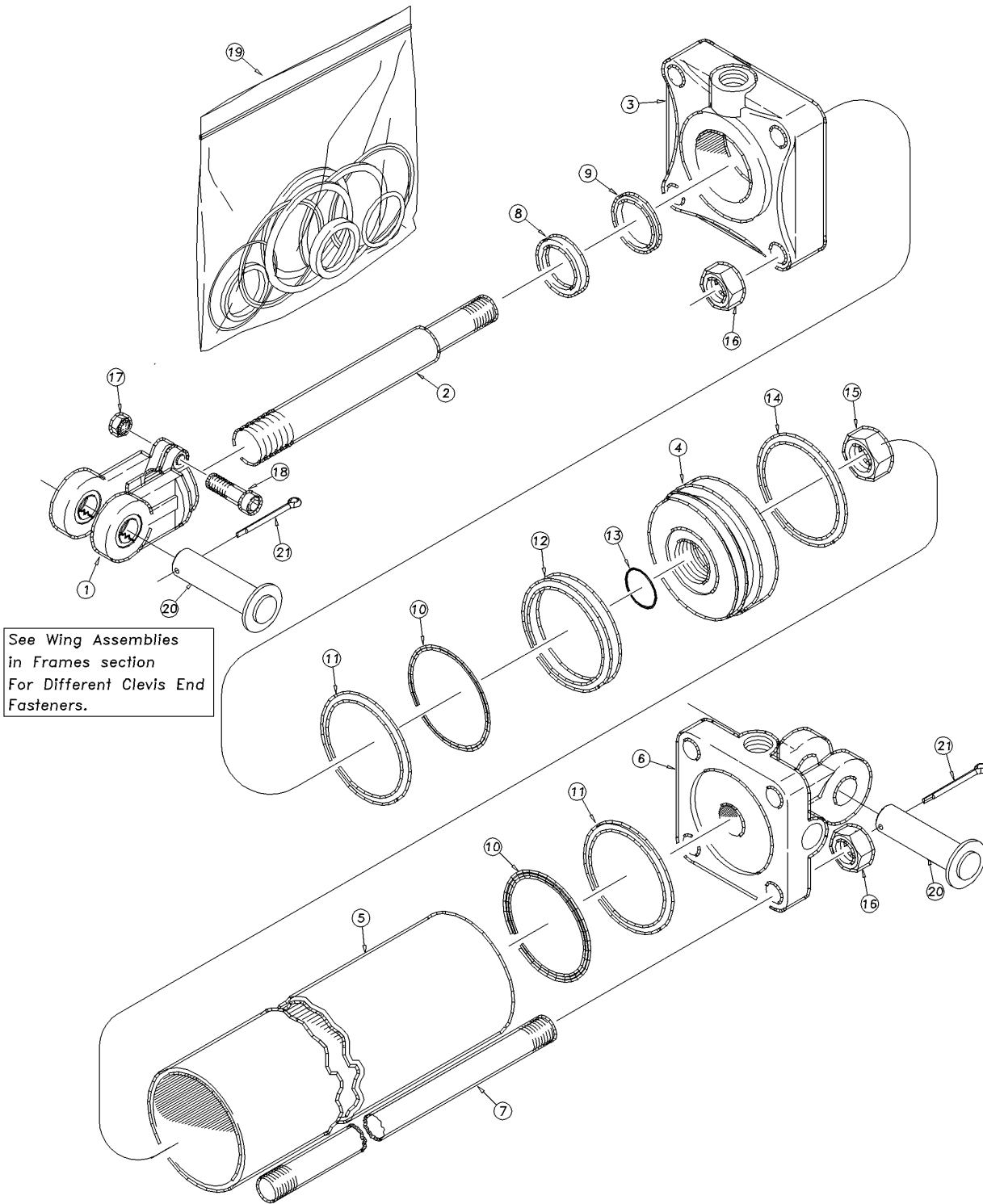
(Applies to 7323DH, 7326DH, 7329DH, 7333DH, 7336DH only)

Ref	Part No.	Part Description	Comments	Revision
	dwg43402	Image No.		
1.	1M7016-ADI	MIDWAY HARDENED CLEVIS ADI		
2.	2M5420NC	MW ROD		
3.	3R3440	MW HEAD		
4.	4R3109	PISTON MIDWAY		
5.	5R3120	MIDWAY TUBE		
6.	6R3164-ADI	MIDWAY ADI BASE		
7.	7M5320	TIE ROD MIDWAY		
8.		MW WIPER	Only in item 19	
9.		U-CUP	Only in item 19	
10.		O-RING MIDWAY	Only in item 19	
11.		BACK UP MIDWAY	Only in item 19	
12.		CROWN SEAL MIDWAY	Only in item 19	
13.		MW PISTON NUT SEAL	Only in item 19	
14.		WEAR RING	Only in item 19	
15.	2A0024	MW PISTON NUT 1-14		
16.	2A0018	MW TIE ROD NUT		
17.	803-234C	NUT HEX 3/8-16 PLAIN		
18.	802-023C	HHCS 3/8-16X1 3/4 GR5		
19.	810-174C	SEAL KIT MW 3.5RPHCYL 4A3104		
20.	805-396C	PIN CLEVIS 1 X 3 1/8 USABLE		
21.	805-058C	PIN COTTER 3/16 X 2		

[Table of Contents](#)   [Part Number Index](#)

**Hydraulic Cylinder (850-010C 3.75x12x1.38)**

(Applies to 7323DH, 7326DH, 7329DH, 7330DH, 7333DH, 7336DH only)



43404

**Hydraulic Cylinder (850-010C 3.75x12x1.38)**

---

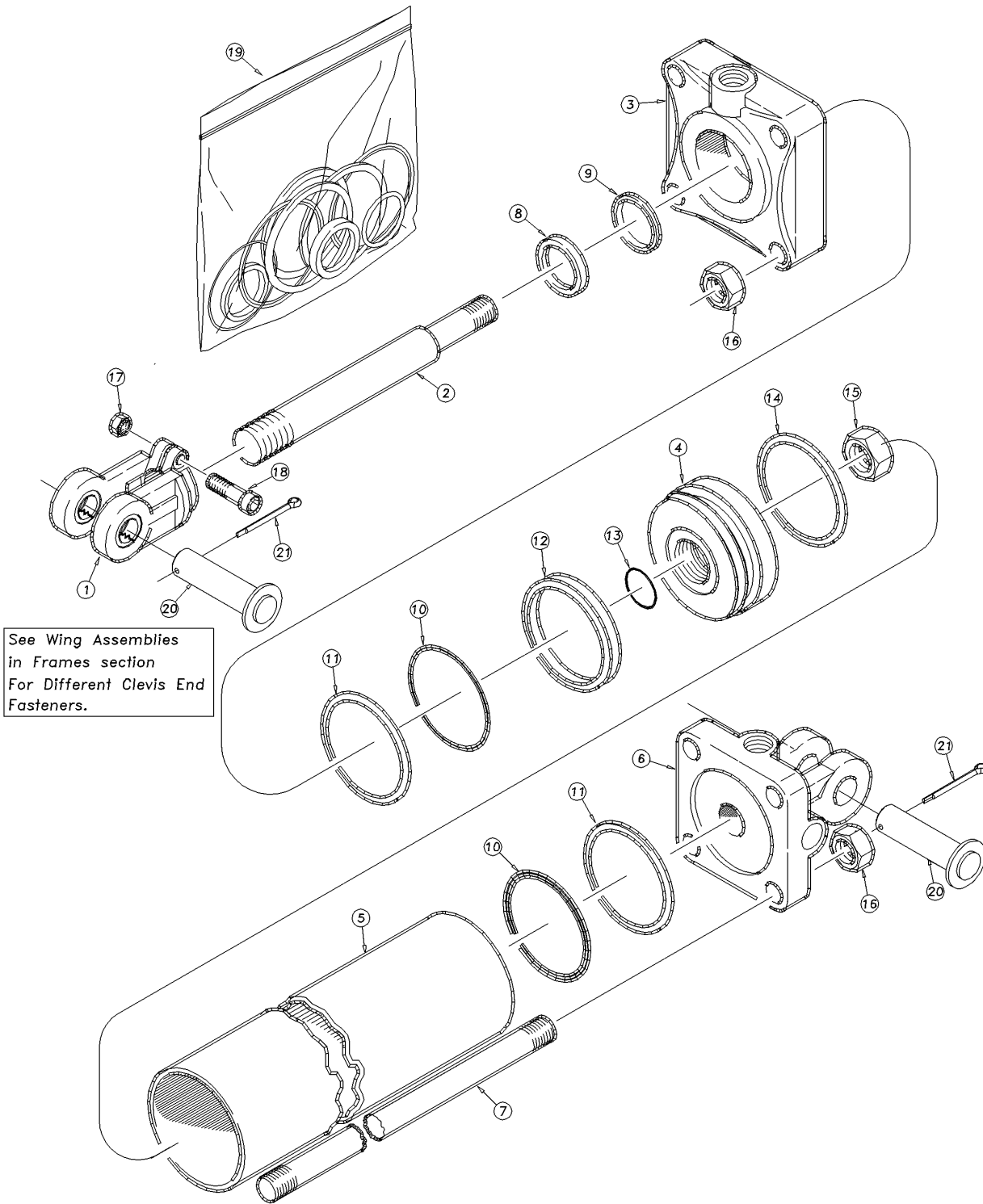
(Applies to 7323DH, 7326DH, 7329DH, 7330DH, 7333DH, 7336DH only)

Ref	Part No.	Part Description	Comments	Revision
	dwg43404	Image No.		
1.	1M7016-ADI	MIDWAY HARDENED CLEVIS ADI		
2.	2M6820NC	MW ROD		
3.	3R4840	MW HEAD		
4.	4R4109	PISTON MIDWAY		
5.	5R4120	MIDWAY TUBE		
6.	6R4164-ADI	MIDWAY ADI BASE		
7.	7M6320	TIE ROD MIDWAY		
8.		MW WIPER	Only in item 19	
9.		U-CUP	Only in item 19	
10.		O-RING MIDWAY	Only in item 19	
11.		BACK UP MIDWAY	Only in item 19	
12.		CROWN SEAL MIDWAY	Only in item 19	
13.		MW PISTON NUT SEAL	Only in item 19	
14.		WEAR RING	Only in item 19	
15.	2A0024	MW PISTON NUT 1-14		
16.	2A0018	MW TIE ROD NUT		
17.	803-234C	NUT HEX 3/8-16 PLAIN		
18.	802-023C	HHCS 3/8-16X1 3/4 GR5		
19.	810-174C	SEAL KIT MW 3.5RPHCYL 4A3104		
20.	805-396C	PIN CLEVIS 1 X 3 1/8 USABLE		
21.	805-058C	PIN COTTER 3/16 X 2		

[Table of Contents](#)   [Part Number Index](#)

**Hydraulic Cylinder (850-011C 4.00x12x1.38)**

(Applies to 7329DH, 7330DH, 7333DH, 7336DH only)



43405

## **Hydraulic Cylinder (850-011C 4.00x12x1.38)**

---

(Applies to 7329DH, 7330DH, 7333DH, 7336DH only)

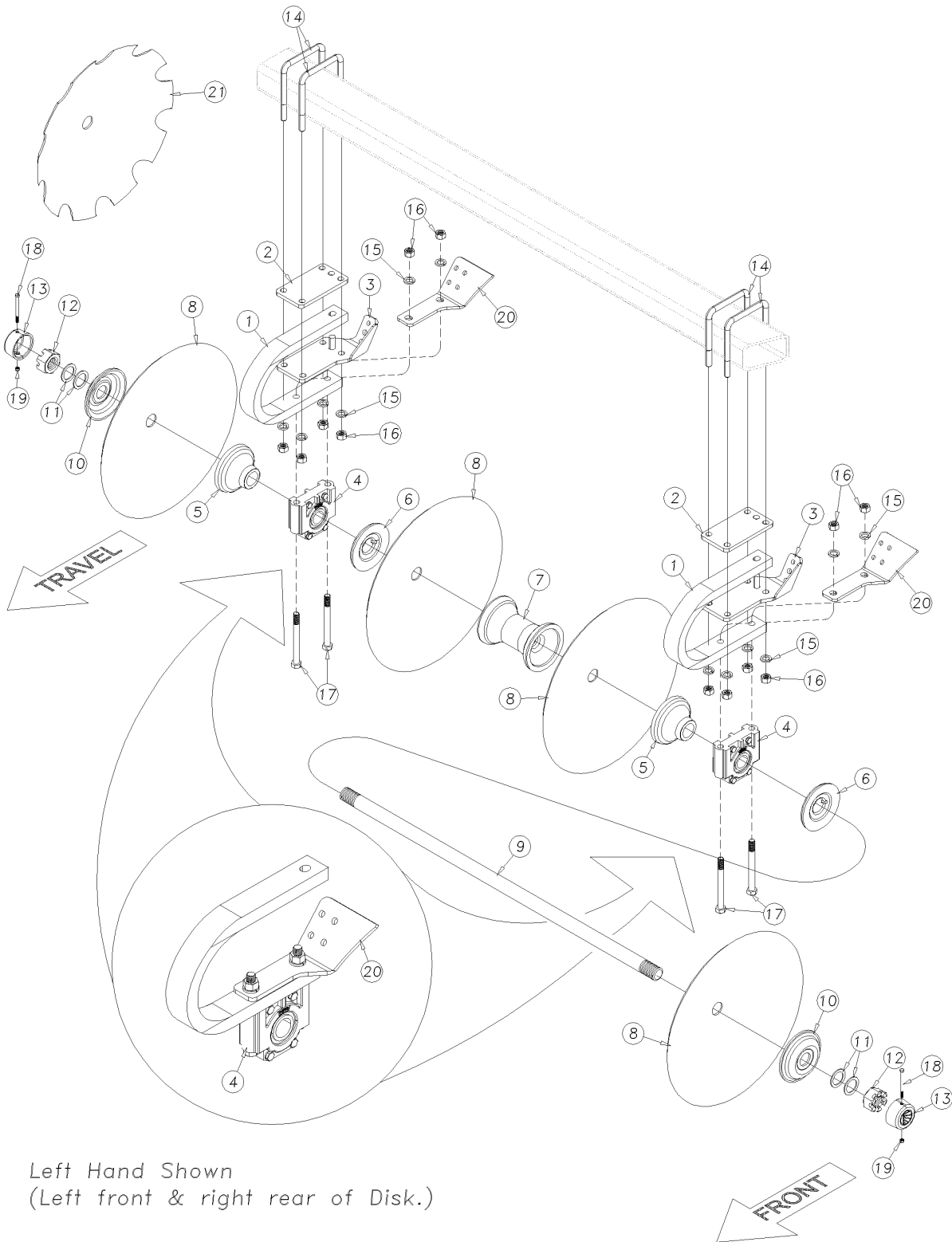
<b>Ref</b>	<b>Part No.</b>	<b>Part Description</b>	<b>Comments</b>	<b>Revision</b>
	dwg43405	Image No.		
1.	1M7016-ADI	MIDWAY HARDENED CLEVIS ADI		
2.	2M6820NC	MW ROD		
3.	3R5840	MW HEAD		
4.	4R5109	PISTON MIDWAY		
5.	5R5120	MIDWAY TUBE		
6.	6R5161-ADI	MIDWAY ADI BASE		
7.	7M6320	TIE ROD MIDWAY		
8.		MW WIPER	Only in item 19	
9.		U-CUP	Only in item 19	
10.		O-RING MIDWAY	Only in item 19	
11.		BACK UP MIDWAY	Only in item 19	
12.		CROWN SEAL MIDWAY	Only in item 19	
13.		MW PISTON NUT SEAL	Only in item 19	
14.		WEAR RING	Only in item 19	
15.	2A0024	MW PISTON NUT 1-14		
16.	2A0018	MW TIE ROD NUT		
17.	803-234C	NUT HEX 3/8-16 PLAIN		
18.	802-023C	HHCS 3/8-16X1 3/4 GR5		
19.	810-151C	CYL SEAL KIT-810-031C-5A6104		
20.	805-396C	PIN CLEVIS 1 X 3 1/8 USABLE		
21.	805-058C	PIN COTTER 3/16 X 2		



[Table of Contents](#)   [Part Number Index](#)

**Disk Gang Assembly: 7 1/2" & 9" Spacing**

(Applies to 7323DH, 7326DH, 7329DH, 7330DH, 7333DH, 7336DH only)



Left Hand Shown  
(Left front & right rear of Disk.)

43348

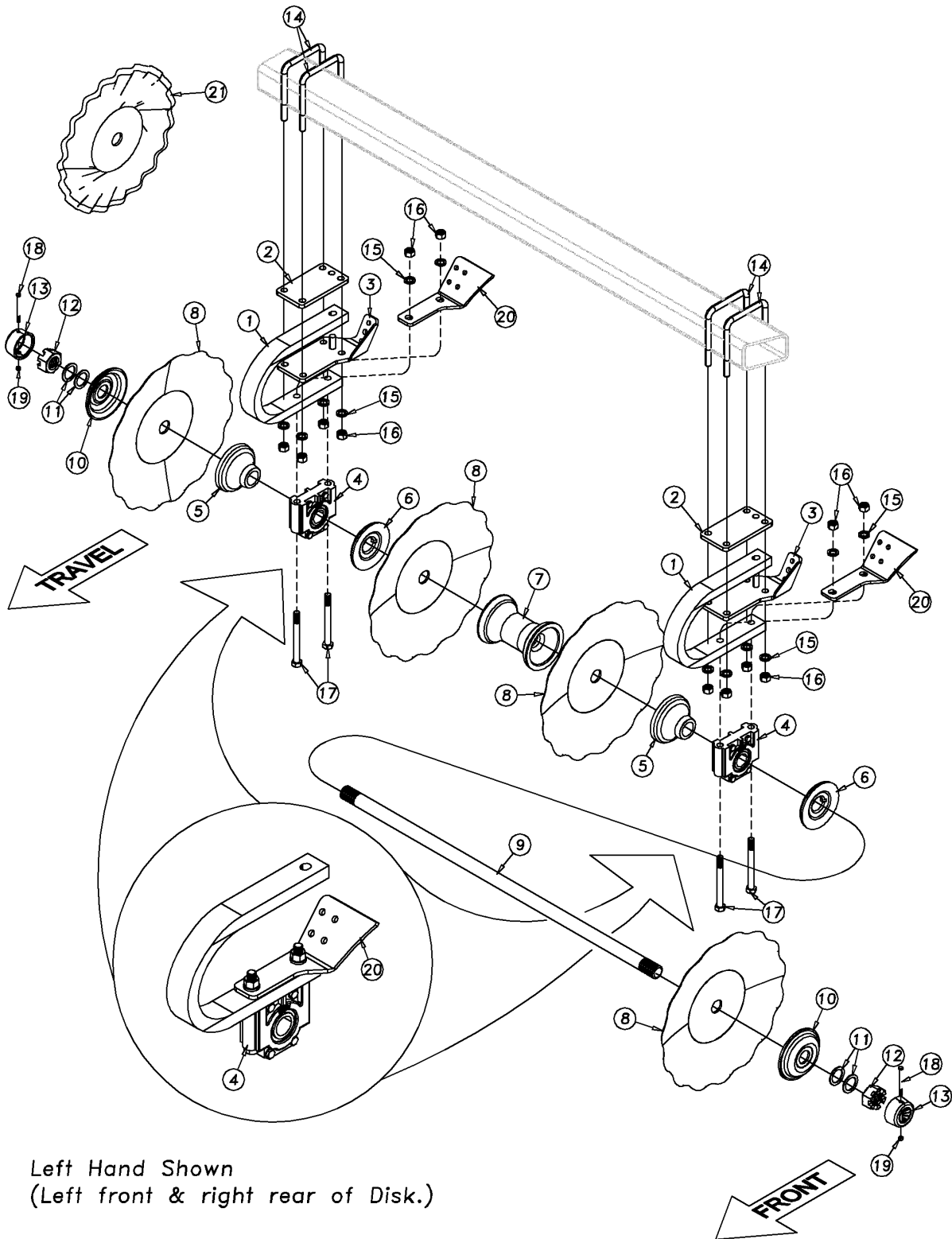
***Disk Gang Assembly: 7 1/2" & 9" Spacing***

**(Applies to 7323DH, 7326DH, 7329DH, 7330DH, 7333DH, 7336DH only)**

<b>Ref</b>	<b>Part No.</b>	<b>Part Description</b>	<b>Comments</b>	<b>Revision</b>
	dwg 43348	Image No.		
1.	807-263C	C-SHANK HANGER 1.25X2.50 RH	Located on right front & left rear of disk.	
1.	807-264C	C-SHANK HANGER 1.25X2.50 LH	(shown) Located on left front & right rear of disk.	
2.	556-505D	PLATE - TORCHED		
3.	556-261H	SCRAPER BRACKET RH	Located on right front & left rear of disk.	
3.	556-260H	SCRAPER BRACKET LH	(shown) Located on left front & right rear of disk.	
4.	822-294C	PEER MF DISK BEARING		
5.	556-124D	HALF SPOOL LONG, 9	9" disc spacing (shown)	
5.	556-123D	HALF SPOOL LONG, 7 1/2	7 1/2" disc spacing	
6.	556-122D	HALF SPOOL DISK, SHORT		
7.	556-121D	FULL SPOOL DISK, 9	9" disc spacing	
7.	556-120D	FULL SPOOL DISK, 7 1/2	7 1/2" disc spacing	
8.	820-355C	BLADE DISC 24RC .197X1.78 HOLE	(shown)	
8.	820-446C	BLADE DISC 24RC X.256 ROLLABLE		
8.	820-357C	BLADE DISC 22RC .197X1.78 HOLE		
8.	820-445C	BLADE DISC 22RC X.256 ROLLABLE		
8.	820-359C	BLADE DISC 20RC .197X1.78 HOLE		
8.	820-444C	BLADE DISC 20RC X.256 ROLLABLE		
8.	820-467C	BLADE DISC 26RC X.256 NON-ROLL	(Changed product description form Rollable)	
9.	556-125D	GANG BOLT 50 3/4"	7-Blade Gang 7 1/2", 6-Blade Gang 9"	
9.	556-126D	GANG BOLT 59 3/4"	7-Blade Gang 9"	
9.	556-127D	GANG BOLT 68 3/4"	8-Blade Gang 9"	
9.	556-128D	GANG BOLT 77 3/4"	9-Blade Gang 9"	
9.	556-129D	GANG BOLT 86 3/4"	10-Blade Gang 9"	
9.	556-130D	GANG BOLT 95 3/4"	11-Blade Gang 9"	
9.	556-131D	GANG BOLT 104 3/4"	12-Blade Gang 9"	
9.	556-100D	GANG BOLT 58 1/4"	8-Blade Gang, 7 1/2"	
9.	556-101D	GANG BOLT 65 3/4"	9-Blade Gang, 7 1/2"	
9.	556-102D	GANG BOLT 73 1/4"	10-Blade Gang, 7 1/2"	
9.	556-103D	GANG BOLT 80 3/4"	11-Blade Gang, 7 1/2"	
9.	556-104D	GANG BOLT 88 1/4"	12-Blade Gang, 7 1/2"	
9.	556-130D	GANG BOLT 95 3/4"	13-Blade Gang, 7 1/2"	
9.	556-105D	GANG BOLT 103 1/4"	14-Blade Gang, 7 1/2"	
9.	556-106D	GANG BOLT 110 3/4"	15-Blade Gang, 7 1/2"	
9.	556-107D	GANG BOLT 118 1/4"	16-Blade Gang, 7 1/2"	
10.	804-200C	WASHER DURA-TIGHT 1.81ID X 7.0		
11.	804-229C	WASHER 2 3/4 X 1 3/4 X 1/4 PLT		
12.	803-339C	NUT HEX SLOTTED 1 3/4-5 REGULR		
13.	812-365C	CASTING THREAD PROTECTOR		
14.	806-093C	U-BOLT 3/4-10 6 1/32 X 7 3/4		
15.	804-023C	WASHER LOCK SPRING 3/4 PLT		
16.	803-027C	NUT HEX 3/4-10 PLT		
17.	802-280C	HHCS 3/4-10X7 1/2 GR5		
18.	802-802C	HHCS 5/16-18X4 GR8 PLT		
19.	803-084C	NUT HEX NYLOCK 5/16-18 PLT		
20.	556-461D	DUAL-SCRAPER BRACKET LH	(shown)	
20.	566-460D	DUAL-SCRAPER BRACKET RH		
21.	820-556C	BLADE DISC 26NRC .256X1.78HOLE		

# Vegematic Disk Gang Assembly 7 1/2" & 9" Spacing

(Applies to 7323DH, 7326DH, 7329DH, 7330DH, 7333DH, 7336DH only)



Left Hand Shown  
(Left front & right rear of Disk.)

69018

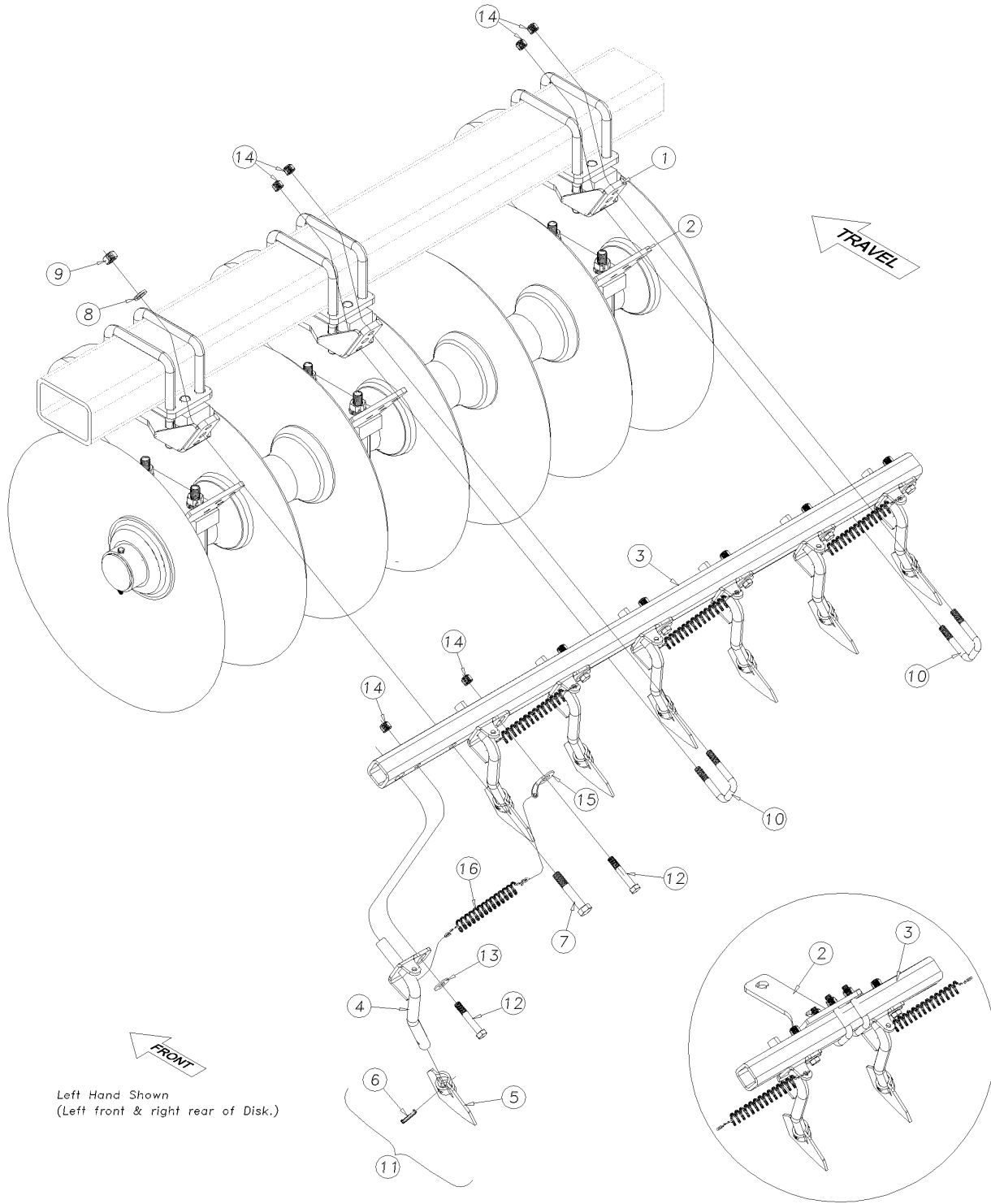
***Vegematic Disk Gang Assembly 7 1/2" & 9" Spacing***

**(Applies to 7323DH, 7326DH, 7329DH, 7330DH, 7333DH, 7336DH only)**

<b>Ref</b>	<b>Part No.</b>	<b>Part Description</b>	<b>Comments</b>	<b>Revision</b>
	dwg TP-69018	Image No.		
1.	807-263C	C-SHANK HANGER 1.25X2.50 RH	Located on right front & left rear of disk.	
1.	807-264C	C-SHANK HANGER 1.25X2.50 LH	(shown) Located on left front & right rear of disk.	
2.	556-505D	PLATE - TORCHED		
3.	556-261H	SCRAPER BRACKET RH	Located on right front & left rear of disk.	
3.	556-260H	SCRAPER BRACKET LH	(shown) Located on left front & right rear of disk.	
4.	822-294C	PEER MF DISK BEARING		
5.	556-124D	HALF SPOOL LONG, 9	9" disc spacing (shown)	
5.	566-004D	HALF SPOOL TURBO COULTER	7 1/2" disc spacing	
6.	556-122D	HALF SPOOL DISK, SHORT	9" disc spacing (shown)	
6.	566-004D	HALF SPOOL TURBO COULTER	7 1/2" disc spacing	
7.	556-121D	FULL SPOOL DISK, 9	9" disc spacing (shown)	
7.	566-003D	FULL SPOOL 7 1/2 TURBO COULTER		
8.	820-659C	BLADE VEGEMATIC 24X.256	(shown)	
8.	820-660C	BLADE VEGEMATIC 22X.256		
8.	820-661C	BLADE VEG 22X.256 SHLW CONC		
8.	820-662C	BLADE VED 20X.256 SHLW CONC		
9.	556-125D	GANG BOLT 50 3/4"	7-Blade Gang, 7 1/2" & 6-Blade Gang, 9"	
9.	556-126D	GANG BOLT 59 3/4"	7-Blade Gang, 9" & 8-Blade Gang, 9"	
9.	556-100D	GANG BOLT 58 1/4"	8-Blade Gang, 7 1/2" & 9-Blade Gang, 7 1/2"	
9.	556-101D	GANG BOLT 65 3/4"	9-Blade Gang, 7 1/2"	
9.	556-102D	GANG BOLT 73 1/4"	11-Blade Gang, 7 1/2"	
9.	556-103D	GANG BOLT 80 3/4"	11-Blade Gang, 7 1/2"	
9.	556-104D	GANG BOLT 88 1/4"	12-Blade Gang, 7 1/2" & 13-Blade, 7 1/2"	
9.	556-105D	GANG BOLT 103 1/4"	14-Blade Gang, 7 1/2" & 15-Blade, 7 1/2"	
9.	556-127D	GANG BOLT 68 3/4"	8-Blade Gang, 9"	
9.	556-128D	GANG BOLT 77 3/4"	9-Blade Gang, 9" & 10-Blade, 9"	
9.	556-129D	GANG BOLT 86 3/4"	10-Blade Gang, 9" & 11-Blade, 9"	
9.	556-130D	GANG BOLT 95 3/4"	11-Blade Gang, 9"	
9.	556-130D	GANG BOLT 95 3/4"	13-Blade Gang, 7 1/2"	
9.	556-131D	GANG BOLT 104 3/4"	12-Blade Gang, 9" & 13-Blade, 9"	
10.	804-200C	WASHER DURA-TIGHT 1.81ID X 7.0		
11.	804-229C	WASHER 2 3/4 X 1 3/4 X 1/4 PLT		
12.	803-339C	NUT HEX SLOTTED 1 3/4-5 REGULR		
13.	812-365CP	THREAD PROTECTOR		
14.	806-093C	U-BOLT 3/4-10 6 1/32 X 7 3/4		
15.	804-023C	WASHER LOCK SPRING 3/4 PLT		
16.	803-027C	NUT HEX 3/4-10 PLT		
17.	802-469C	HHCS 3/4-10X8 GR5 PLT		
18.	802-802C	HHCS 5/16-18X4 GR8 PLT		
19.	803-084C	NUT HEX NYLOCK 5/16-18 PLT		
20.	556-461D	DUAL-SCRAPER BRACKET LH	(shown)	
20.	566-460D	DUAL-SCRAPER BRACKET RH		
21.	820-663C	COULTER TURBO 20X.3125X1.78		

# Spring Scraper Assembly

(Applies to 7323DH, 7326DH, 7329DH, 7330DH, 7333DH, 7336DH only)



Left Hand Shown  
(Left front & right rear of Disk.)

43349

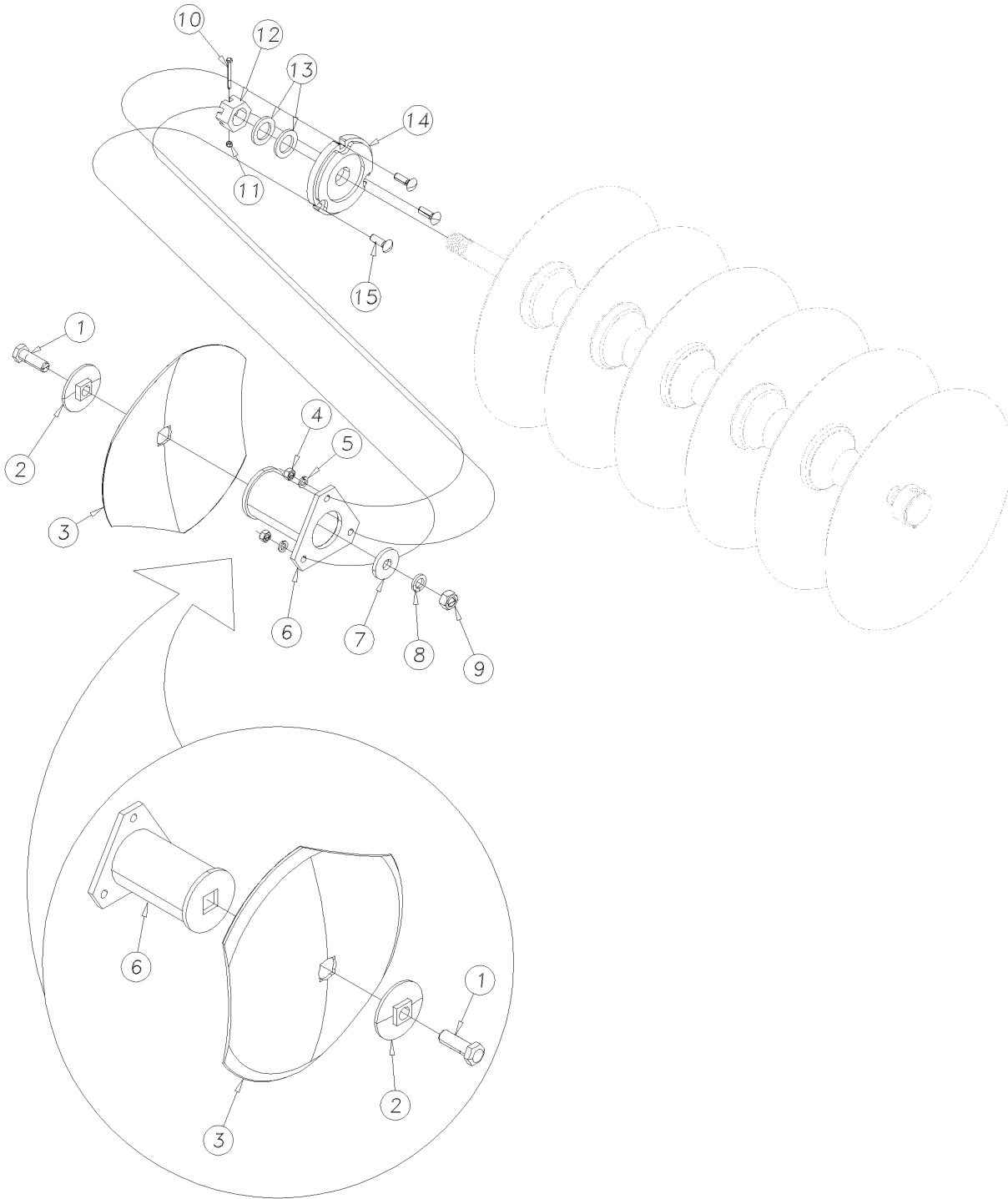
***Spring Scraper Assembly***

**(Applies to 7323DH, 7326DH, 7329DH, 7330DH, 7333DH, 7336DH only)**

<b>Ref</b>	<b>Part No.</b>	<b>Part Description</b>	<b>Comments</b>	<b>Revision</b>
	dwg43349	Image No.		
1.	556-260H	SCRAPER BRACKET LH	Shown (Located on left front & right rear of disk)	
1.	556-261h	SCRAPER BRACKET RH	Located on right front & left rear of disk	
2.	556-460D	DUAL-SCRAPER BRACKET RH		
2.	556-461D	DUAL-SCRAPER BRACKET LH	Shown	
3.	556-348D	SCRAPER BAR, 9-44	Models 7323, 7326, 7329, 7333	
3.	556-351D	SCRAPER BAR, 9-59	Models 7323, 7326, 7329, 7333, 7336	
3.	556-352D	SCRAPER BAR, 9-62	Models 7336	
3.	556-353D	SCRAPER BAR, 9-68	Models 7329, 7333	
3.	556-354D	SCRAPER BAR, 9-71	Models 7323, 7330, 7333, 7336	
3.	556-355D	SCRAPER BAR, 9-86	Models 7330, 7333, 7336	
3.	556-356D	SCRAPER BAR, 9-89	Models 7326, 7330	
3.	556-357D	SCRAPER BAR, 9-95	Models 7323	
3.	556-358D	SCRAPER BAR, 9-113	Models 7326, 7330	
3.	556-359D	SCRAPER BAR, 7 1/2-44	Models 7323, 7326, 7329, 7333	
3.	556-360D	SCRAPER BAR, 7 1/2-57 1/2	Models 7323, 7326, 7329, 7333	
3.	556-361D	SCRAPER BAR, 7 1/2-59	Models 7336	
3.	556-362D	SCRAPER BAR, 7 1/2-65	Models 7329, 7333, 7336	
3.	556-363D	SCRAPER BAR, 7 1/2-74	Models 7323, 7330, 7333, 7336	
3.	556-364D	SCRAPER BAR, 7 1/2-80	Models 7336	
3.	556-365D	SCRAPER BAR, 7 1/2-87 1/2	Models 7330, 7333, 7336	
3.	556-366D	SCRAPER BAR, 7 1/2-89	Models 7326, 7330	
3.	556-367D	SCRAPER BAR, 7 1/2-95	Models 7323	
3.	556-368D	SCRAPER BAR, 7 1/2-110	Models 7326, 7330	
4.	556-165H	SPRING SCRAPER ARM, RH		
4.	556-166H	SPRING SCRAPER ARM, LH	Shown (Located on left front & right rear of disk)	
5.	820-417C	SCRAPER BLADE		
6.	805-423C	PIN SPIROL 3/8 X 1 3/8 HEAVY		
7.	802-162C	HHCS 5/8-11X3 1/2 GR5		
8.	804-022C	WASHER LOCK SPRING 5/8 PLT		
9.	803-021C	NUT HEX 5/8-11 PLT		
10.	806-023C	U-BOLT 1/2-13 X 2 1/32 X 3 1/4		
11.	556-167S	SPRING SCRAPER ASSEMBLY, RH	Includes items 4-6	
11.	556-168S	SPRING SCRAPER ASSEMBLY, LH	Includes items 4-6	
12.	802-039C	HHCS 1/2-13X3 GR5		
13.	804-017C	WASHER FLAT 1/2 USS PLT		
14.	803-342C	NUT HEX TOP LOCK 1/2-13PLT		
15.	556-369D	SPRING ANCHOR WASHER		
16.	807-272C	SPRING EXT 1.00OD .148W 6.50L	9" Spacing (shown)	
16.	807-273C	SPRING EXT 1.00OD .135W 5.00L	7 1/2" Spacing	

## **Furrow Filler Assembly**

(Applies to 7323DH, 7326DH, 7329DH, 7330DH, 7333DH, 7336DH only)



43374

## ***Furrow Filler Assembly***

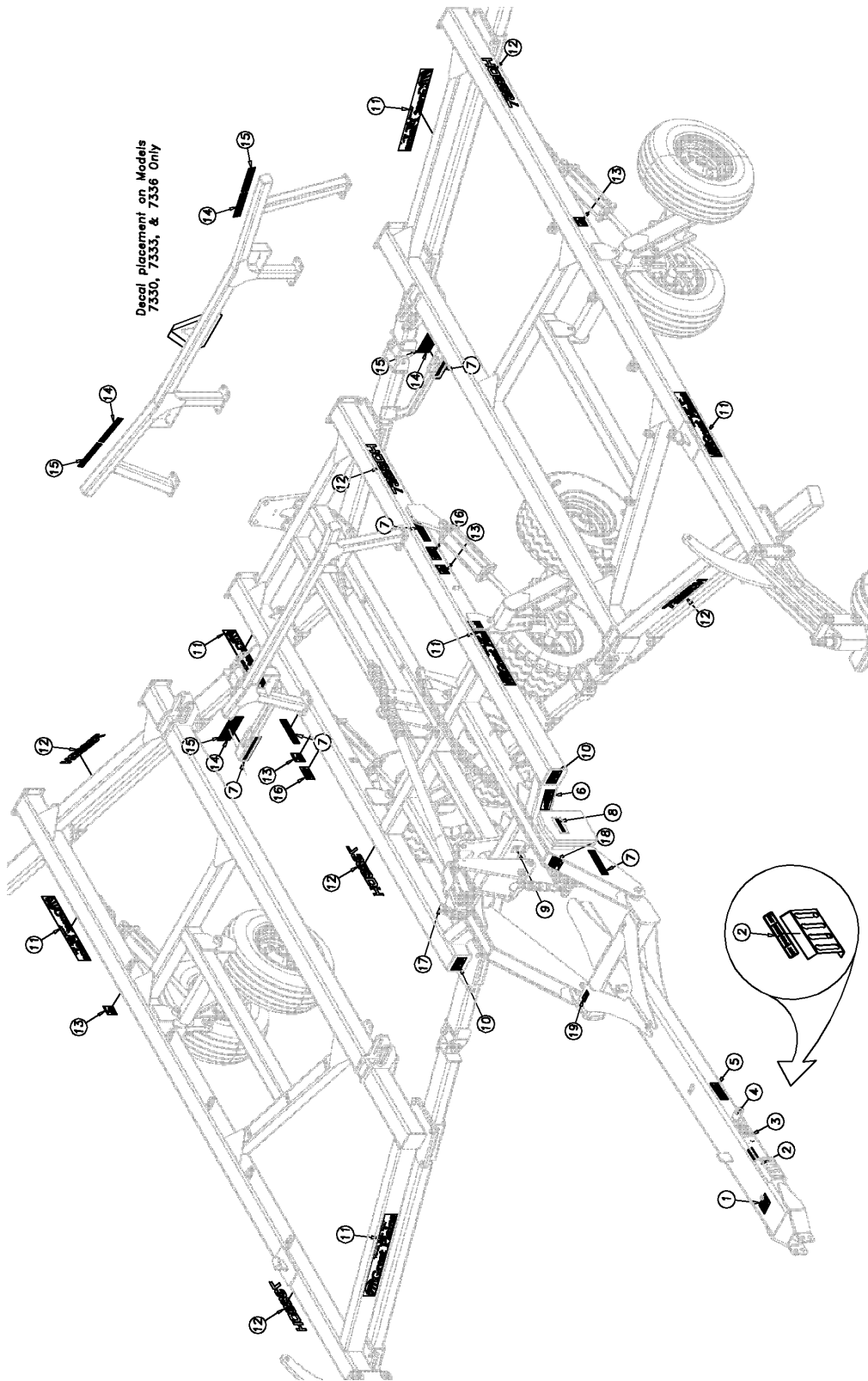
**(Applies to 7323DH, 7326DH, 7329DH, 7330DH, 7333DH, 7336DH only)**

<b>Ref</b>	<b>Part No.</b>	<b>Part Description</b>	<b>Comments</b>	<b>Revision</b>
	dwg43374	Image No.		
1.	802-345C	HHCS 1-8X3 GR8		
2.	556-348H	FURROW FILLER SQ SPACER	S/N GP-C1160W+	Shown
2.	556-091H	FURROW FILLER SPACER	S/N GP-C1159W-	
3.	820-361C	BLADE DISC 20RC 3-SIDED		Shown
3.	820-362C	BLADE DISC 18RC 3-SIDED		
3.	820-468C	BLADE DISC 22RC 3-SIDED		
4.	803-021C	NUT HEX 5/8-11 PLT		
5.	804-022C	WASHER LOCK SPRING 5/8 PLT		
6.	556-346H	SQ. BREAK AWAY SPOOL 9"	9" disc spacing (S/N GP-C1160W+)	Shown
6.	556-035H	BREAK AWAY SPOOL 9"	S/N GP-C1159W-	
6.	556-347H	SQ. BREAK AWAY SPOOL 7 1/2"	7 1/2" disc spacing (S/N GP-C1160W+)	
6.	556-122H	BREAK AWAY SPOOL 7 1/2"	S/N GP-C1159W-	
7.	500-064D	WASHER - SAFETY CHAIN SA		
8.	804-027C	WASHER LOCK SPRING 1 PLT		
9.	803-031C	NUT HEX 1-8 PLT		
10.	802-131C	HHCS 5/16-18X3 GR5		
11.	803-084C	NUT HEX NYLOCK 5/16-18 PLT		
12.	803-339C	NUT HEX SLOTTED 1 3/4-5 REGULR		
13.	804-229C	WASHER 2 3/4 X 1 3/4 X 1/4 PLT		
14.	556-052H	BOLT FLANGE		
15.	802-088C	RHSNB 5/8-11X2 GR5		



# Decals

(Applies to 7323DH, 7326DH, 7329DH, 7330DH, 7333DH, 7336DH only)



43390

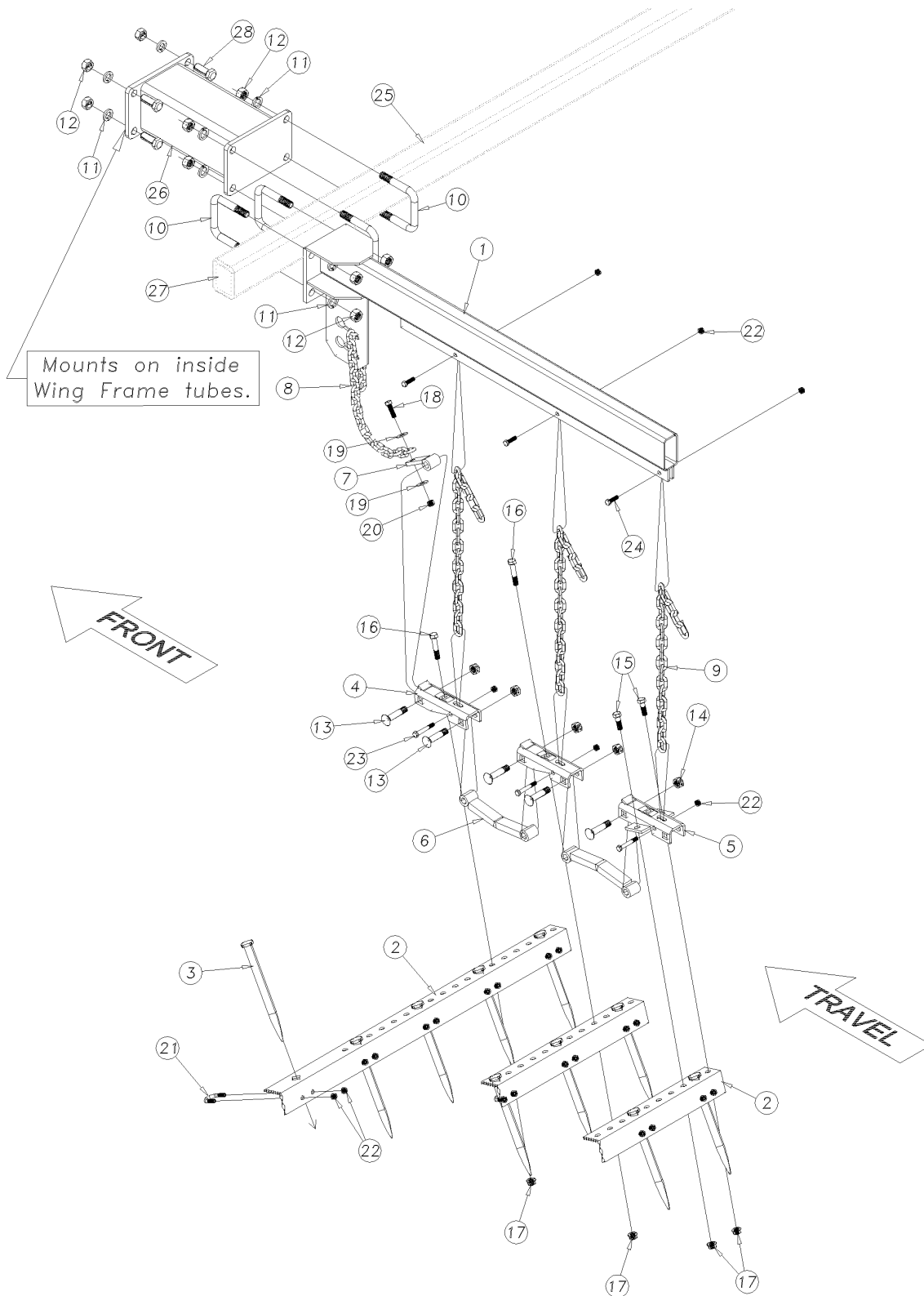
***Decals***

**(Applies to 7323DH, 7326DH, 7329DH, 7330DH, 7333DH, 7336DH only)**

<b>Ref</b>	<b>Part No.</b>	<b>Part Description</b>	<b>Comments</b>	<b>Revision</b>
	dwg43390	ImageNo.		
1.	838-598C	DECAL CAUTION GENERAL 4X5		
2.	858-218C	DECAL - COUPLER STORAGE		
3.	838-600C	DECAL CAUTION DANGER CRUSHING HAZARD		
4.	838-606C	DECAL WARNING TONGUE RISING		
5.	838-094C	DECAL WARNING HYD PRESS LONG		
6.	838-599C	DECAL DANGER ELECTROCUTION HA		
7.	838-615C	DECAL REFLECTOR AMBER 2X9		
8.	838-482C	DECAL GP PLANTING COMPONENTS		
9.	838-992C	DECAL DISK DEPTH CONTROL		
10.	838-611C	DECAL WARNING HAND CRUSHING		
11.	848-911C	DECAL GP&LOGO HARVEST/3X20 STR		
12.	858-223C	DECAL - 7323		
12.	858-224C	DECAL - 7326		
12.	858-225C	DECAL - 7329	Shown	
12.	858-226C	DECAL - 7330		
12.	858-227C	DECAL - 7333		
12.	858-228C	DECAL - 7336		
13.	838-602C	DECAL WARNING OVERHEAD WING		
14.	838-603C	DECAL REFLECTOR ORANGE 2X9		
15.	838-614C	DECAL REFLECTOR RED 2X9		
16.	838-613C	DECAL NOTICE TRANSPORT LOCKS		
17.	858-219C	DECAL - LEVEL INDICATOR		
18.	858-246C	DECAL FOLD VALVE		
19.	818-190C	DECAL FLAG		

### 3 Bar Spike Drag HR Harrow Assembly

(Applies to 7323DH, 7326DH, 7329DH, 7330DH, 7333DH, 7336DH only)



43366

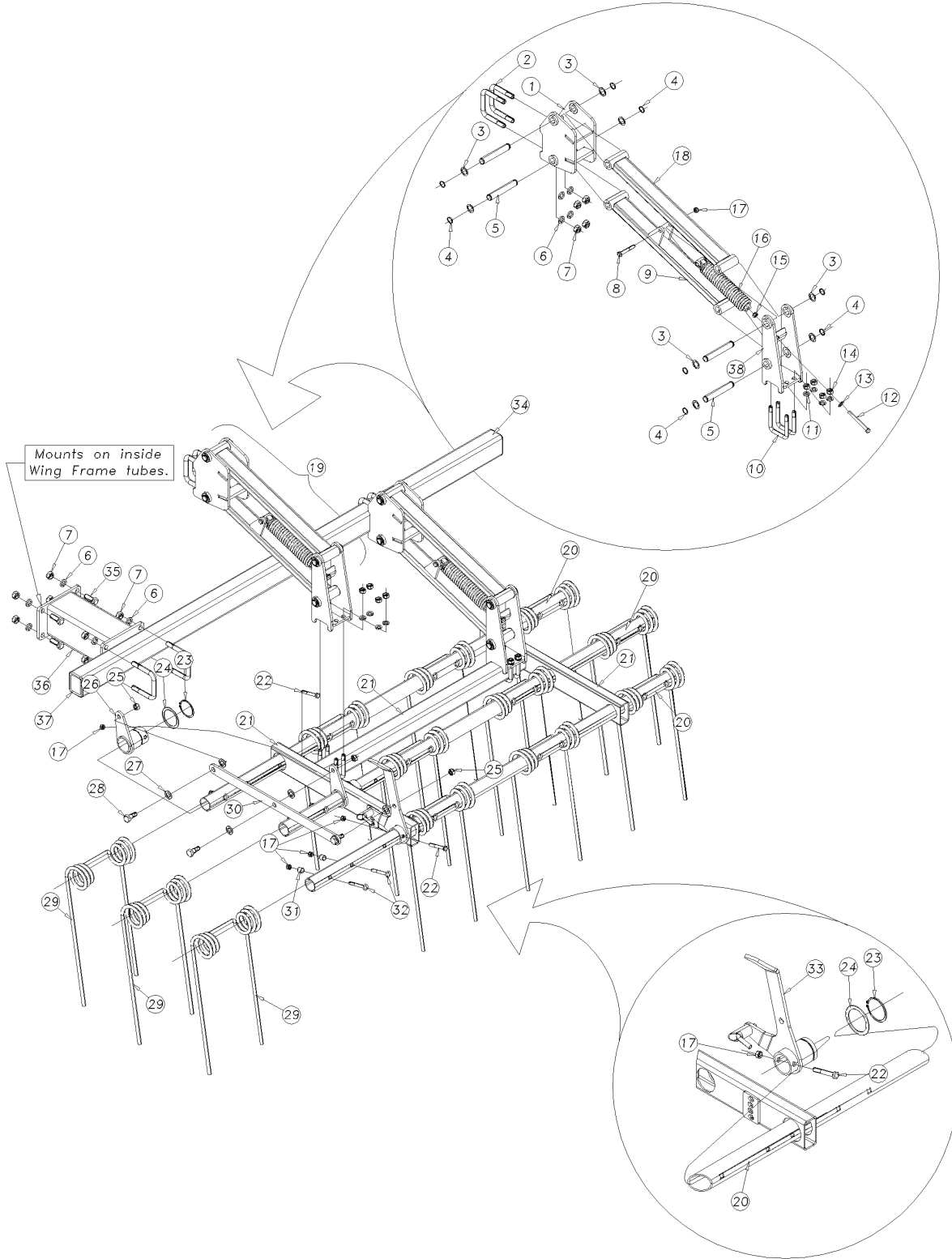
### **3 Bar Spike Drag HR Harrow Assembly**

**(Applies to 7323DH, 7326DH, 7329DH, 7330DH, 7333DH, 7336DH only)**

<b>Ref</b>	<b>Part No.</b>	<b>Part Description</b>	<b>Comments</b>	<b>Revision</b>
	dwg43366	Image No.		
1.	570-404H	CARRIER ARM (3HR/4ST)		
2.	575-301D	1/4" ANGLE, 6 HOLE, 50	Models 7323, 7326, 7329, 7330	
2.	575-302D	1/4" ANGLE, 7 HOLE, 59	Models 7323, 7326, 7329, 7333	
2.	575-303D	1/4" ANGLE, 8 HOLE, 68	Models 7330, 7333, 7336	
2.	575-304D	1/4" ANGLE, 9 HOLE, 77	Models 7330, 7333, 7336	
2.	575-305D	1/4" ANGLE, 10 HOLE, 86	Models 7323	
3.	820-012C	SPIKE TOOTH SQ 3/4X14		
4.	550-135D	BAR BRACKET		
5.	550-043H	DOUBLE BAR BRACKET		
6.	575-859H	LINK HR SPIKE HARROW		
7.	575-512H	FRONT DRAG LINK ASSEMBLY		
8.	890-837C	5/16" PULL CHAIN (25 LINK)		
9.	890-867C	5/16" HANG CHAIN (20 LINK)	Initial assembly 17 links long	
10.	806-007C	U-BOLT 3/4-10X4 1/32X4 1/2		
11.	804-023C	WASHER LOCK SPRING 3/4 PLT		
12.	803-027C	NUT HEX 3/4-10 PLT		
13.	802-766C	RHSNB 5/8-11X2 7/8 SPL		
14.	803-271C	NUT HEX TOP LOCK 5/8-11 PLT		
15.	802-091C	HHCS 1/2-13X1 1/2 GR5		
16.	802-130C	HHCS 1/2-13X2 1/2 GR5		
17.	803-037C	NUT HEX WHIZ 1/2-13		
18.	802-029C	HHCS 7/16-14X1 1/2 GR5		
19.	804-204C	WASHER FLAT 7/16 USS PLT		
20.	803-245C	NUT HEX NYLOCK 7/16-14 PLT		
21.	806-181C	U-BOLT 3/8-16 X 1 1/8 3-CORNER		
22.	803-123C	NUT HEX TOP LOCK 3/8-16 PLT		
23.	802-114C	HHCS 3/8-16X2 1/2 GR5		
24.	802-079C	HHCS 3/8-16X1 1/4 GR5		
25.	558-002D	REAR BAR 5 FT 4X3 RECT TUBE	(Shown) Models 7323	
25.	558-004D	REAR BAR 7 FT 4X3 RECT TUBE	Models 7330	
25.	558-078D	REAR BAR 8 FT 4X3 RECT TUBE	Models 7323, 7326, 7329	
25.	558-006D	REAR BAR 9 FT 4X3 RECT TUBE	Models 7329, 7333	
25.	558-007D	REAR BAR 10 FT 4X3 RECT TUBE	Models 7336	
25.	558-009D	REAR BAR 12.5 FT 4X3 RECT TUBE	Models 7330, 7333, 7336	
26.	558-219H	FRAME EXTENSION 9"	Models 7323,	
26.	558-220H	FRAME EXTENSION 15"	(Shown) Models 7326, 7330	
26.	558-221H	FRAME EXTENSION 21"	Models 7329, 7333	
26.	558-222H	FRAME EXTENSION 27"	Models 7336	
27.	817-585C	PLASTIC END CAP - 4 X 3 1/4 TUBE		
28.	802-064C	HHCS 3/4 - 10 X 2		

# Coil Tine Drag Arm Assembly

(Applies to 7323DH, 7326DH, 7329DH, 7330DH, 7333DH, 7336DH only)



43385

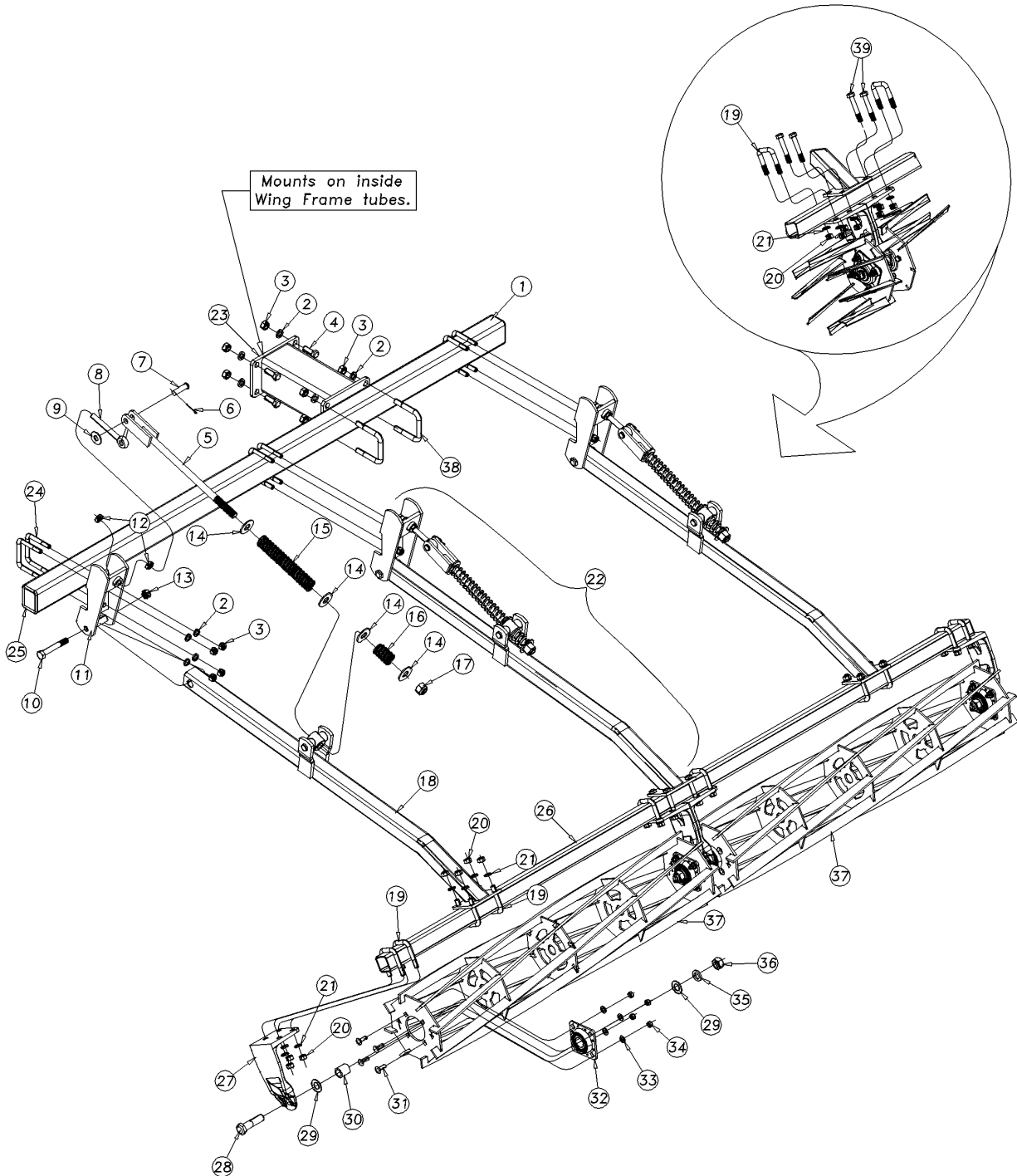
## **Coil Tine Drag Arm Assembly**

**(Applies to 7323DH, 7326DH, 7329DH, 7330DH, 7333DH, 7336DH only)**

<b>Ref</b>	<b>Part No.</b>	<b>Part Description</b>	<b>Comments</b>	<b>Revision</b>
	dwg43385	ImageNo.		
1.	558-230H	COILTINE 24 MOUNT BRACKET		
2.	806-007C	U-BOLT 3/4 - 10 X 4 1/32 X 4 1/2		
3.	804-192C	WASHER MACH 1.5 X 1.00 X .075		
4.	800-085C	SNAP RING EXT 1 HEAVY		
5.	805-512C	PIN - SNAP RING 1 X 5.75 USABLE		
6.	804-023C	WASHER LOCK SPRING 3/4 PLT		
7.	803-027C	NUT HEX 3/4 - 10 PLT		
8.	802-099C	HHCS 1/2 - 13 X 3 1/4 GR5		
9.	558-231H	PARALLEL LINK		
10.	806-018C	U-BOLT 5/8 - 11 X 3 1/32 X 4 1/4 GR5		
11.	804-022C	WASHER LOCK SPRING 5/8 PLT		
12.	802-249C	HHCS 1/2-13X4 1/2 GR5 FTTHD		Rev. 2
12.	802-819C	HHCS 1/2 - 13 X 4 1/2 GR5 SPTH	Replaced by 802-249C	Rev. 1
13.	804-094C	WASHER FLAT 1/2 HARD ASTM F436		
14.	803-021C	NUT HEX 5/8 - 11 PLT		
15.	803-020C	NUT HEX 1/2 - 13 PLT		
16.	552-057V	HEAVY SPRING/PLUG SUB ASSY		
17.	803-342C	NUT HEX TOP LOCK 1/2 - 13 PLT		
18.	558-232H	PARALLEL LINK		
19.	558-236L	COILTINE 24 DRAG ARM		
20.	558-097D	24" COILTINE 4-TINE TUBE	(Shown) Models 7323, 7326, 7330, 7333, 7336	
20.	558-098D	24" COILTINE 5-TINE TUBE	Models 7326, 7329, 7333, 7336	
21.	558-228H	DRAGE FRAME 50	Models 7323, 7326, 7330, 7333, 7336	
21.	558-229H	DRAGE FRAME 74	Models 7333, 7326, 7329, 7336	
22.	802-041C	HHCS 1/2 - 13 X 3 1/2 GR5		
23.	800-460C	SNAP RING 2 3/4		
24.	558-106D	BUSHING - 2.91 ID		
25.	803-271C	NUT HEX TOP LOCK 5/8 - 11 PLT		
26.	558-237H	COILTINE 24 PIVOT BRACKET		
27.	804-025C	WASHER FLAT 3/4 SAE PLT		
28.	802-767C	SHOULDER BOLT 5/8 - 11 X 1 3/4 SPL		
29.	807-335C	COILTINE 24 X 12 X 9/16		
30.	558-105D	ADJUSTMENT STRAP		
31.	550-134D	3/4 LONG X 1/2 TINE STOP/SPACR		
32.	802-941C	RNSNB 1/2 - 13 X 3 3/4 GR5 PLT		
33.	558-238H	COILTINE PIVOT ADJUSTER		
34.	558-003D	REAR BAR 6 FT 4X3 RECT TUBE	Models 7323	
34.	558-004D	REAR BAR 7 FT 4X3 RECT TUBE	Models 7330	
34.	558-078D	REAR BAR 8 FT 4X3 RECT TUBE	Models 7323, 7326, 7329	
34.	558-006D	REAR BAR 9 FT 4X3 RECT TUBE	Models 7333, 7336	
34.	558-009D	REAR BAR 12.5 FT 4X3 RECT TUBE	Models 7330, 7333, 7336	
35.	802-064C	HHCS 3/4 - 10 X 2		
36.	558-219H	FRAME EXTENSION 9"	Models 7323	
36.	558-220H	FRAME EXTENSION 15"	Models 7326, 7330	
36.	558-221H	FRAME EXTENSION 21"	Models 7329, 7333	
36.	558-222H	FRAME EXTENSION 27"	Models 7336	
37.	817-585C	PLASTIC END CAP - 4 X 3 X 1/4 TUBE		
38.	558-233H	PARALLEL LINK BRACKET		

# Finishing Reel Attachment

(Applies to 7323DH, 7326DH, 7329DH, 7330DH, 7333DH, 7336DH only)



43386

***Finishing Reel Attachment***

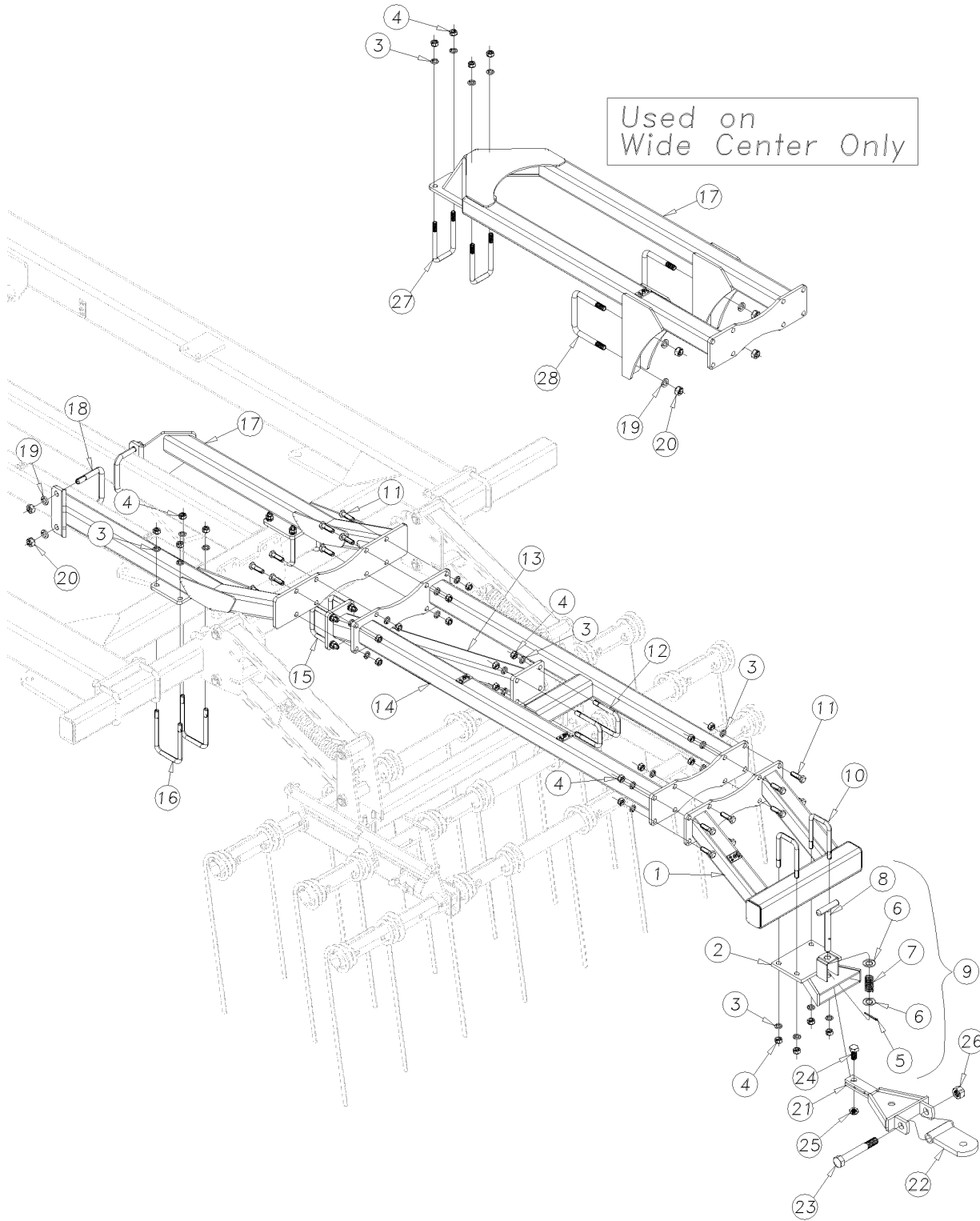
**(Applies to 7323DH, 7326DH, 7329DH, 7330DH, 7333DH, 7336DH only)**

<b>Ref</b>	<b>Part No.</b>	<b>Part Description</b>	<b>Comments</b>	<b>Revision</b>
	dwg43386	ImageNo.		
1.	558-002D	REAR BAR 6 FT 4X3 RECT TUBE	Models 7323	
1.	558-004D	REAR BAR 7 FT 4X3 RECT TUBE	Models 7330	
1.	558-078D	REAR BAR 8 FT 4X3 RECT TUBE	Models 7323, 7326, 7329	
1.	558-006D	REAR BAR 9 FT 4X3 RECT TUBE	Models 7333, 7336	
1.	558-009D	REAR BAR 12.5 FT 4X3 RECT TUBE	Models 7330, 7333, 7336	
2.	804-023C	WASHER LOCK SPRING 3/4 PLT		
3.	803-027C	NUT HEX 3/4 - 10 PLT		
4.	802-064C	HHCS 3/4 - 10 X 2		
5.	552-049H	SPRING BOLT 1 X 23 LONG		
6.	805-089C	PIN COTTER 5/32 X 1 1/2		
7.	805-140C	PIN CLEVIS 3/4 X 2 1/2 PLT		
8.	802-768C	EYE BOLT 3/4 - 10 X 6 1/2 PLT		
9.	804-024C	WASHER FLAT 3/4 USS PLT		
10.	802-069C	HHCS 3/4 - 10 X 5 GR5		
11.	575-523H	REEL MOUNT BRKT 4" BAR		
12.	803-048C	NUT HEX JAM 3/4 - 10 PLT		
13.	803-026C	NUT LOCK 3/4 - 10 PLT		
14.	804-028C	WASHER FLAT 1 USS PLT		
15.	807-225C	SPRG COMP 1 3/4OD X 5/16W X 11 1/2		
16.	807-226C	SPRNG COM 1 13/16OD X 3/8W X 2 3/4		
17.	803-038C	NUT HEX 1 - 8 NYLON INSERT PLT		
18.	575-522H	REEL MOUNTING ARM		
19.	806-182C	U-BOLT 5/8 - 11 X 2 17/32 X 3 1/2		
20.	803-021C	NUT HEX 5/8 - 11 PLT		
21.	804-022C	WASHER LOCK SPRING 5/8 PLT		
22.	575-600S	S3T REEL ARM KIT	Includes Items 5-21	
23.	558-219H	FRAME EXTENSION 9"	Models 7323	
23.	558-220H	FRAME EXTENSION 15"	Models 7326, 7330	
23.	558-221H	FRAME EXTENSION 21"	Models 7329, 7333	
23.	558-222H	FRAME EXTENSION 27"	Models 7336	
24.	806-179C	U-BOLT 5/8 - 11 X4 1/32 X 4 1/4		
25.	817-585C	PLASTIC END CAP - 4 X 3 X 1/4 TUBE		
26.	575-224D	PART - 8' REEL	Models 7323	
26.	575-096D	PART - 9' REEL	Models 7323, 7326, 7329	
26.	575-097D	PART - 10' REEL	Models 7326, 7330	
26.	575-098D	PART - 11' REEL	Models 7329, 7333	
26.	575-099D	PART - 12' REEL	Models 7330, 7333, 7336	
27.	589-219D	REEL MOUNTING BRACKET		
28.	802-073C	HHCS 1 - 8 X 4 GR5		
29.	804-029C	WASHER FLAT 1 SAE		
30.	575-332D	REEL BRG SPACER		
31.	802-106C	RHSNB 1/2 - 13 X 1 1/2 GR5		
32.	822-293C	BEARING FLG 1 1/2ID 5 IN SQ		
33.	804-016C	WASHER FLAT 1/2 SAE PLT		
34.	803-342C	NUT HEX TOP LOCK 1/2 - 13 PLT		
35.	804-027C	WASHER LOCK SPRING 1 PLT		
36.	803-031C	NUT HEX 1 - 8 PLT		
37.	589-496V	HD REEL 3 1/2 FT ASSEMBLY - CAST	Models 7323, 7326, 7329	
37.	589-497V	HD REEL 5 FT ASSEMBLY - CAST	Models 7323, 7326, 7329, 7330, 7333	
37.	589-498V	HD REEL 6 FT ASSEMBLY - CAST	Models 7329, 7330, 7333, 7336	
38.	806-007C	U-BOLT 3/4 - 10 X 4 1/32 X 4 1/2		
39.	802-060C	HHCS 5/8 - 11 X 4 GR5	Used on Double Reel Center Mounting	



# Rear E-Z Hitch with Slide Flex Tongue

(Applies to 7323DH, 7326DH, 7329DH, 7330DH, 7333DH, 7336DH only)



43599

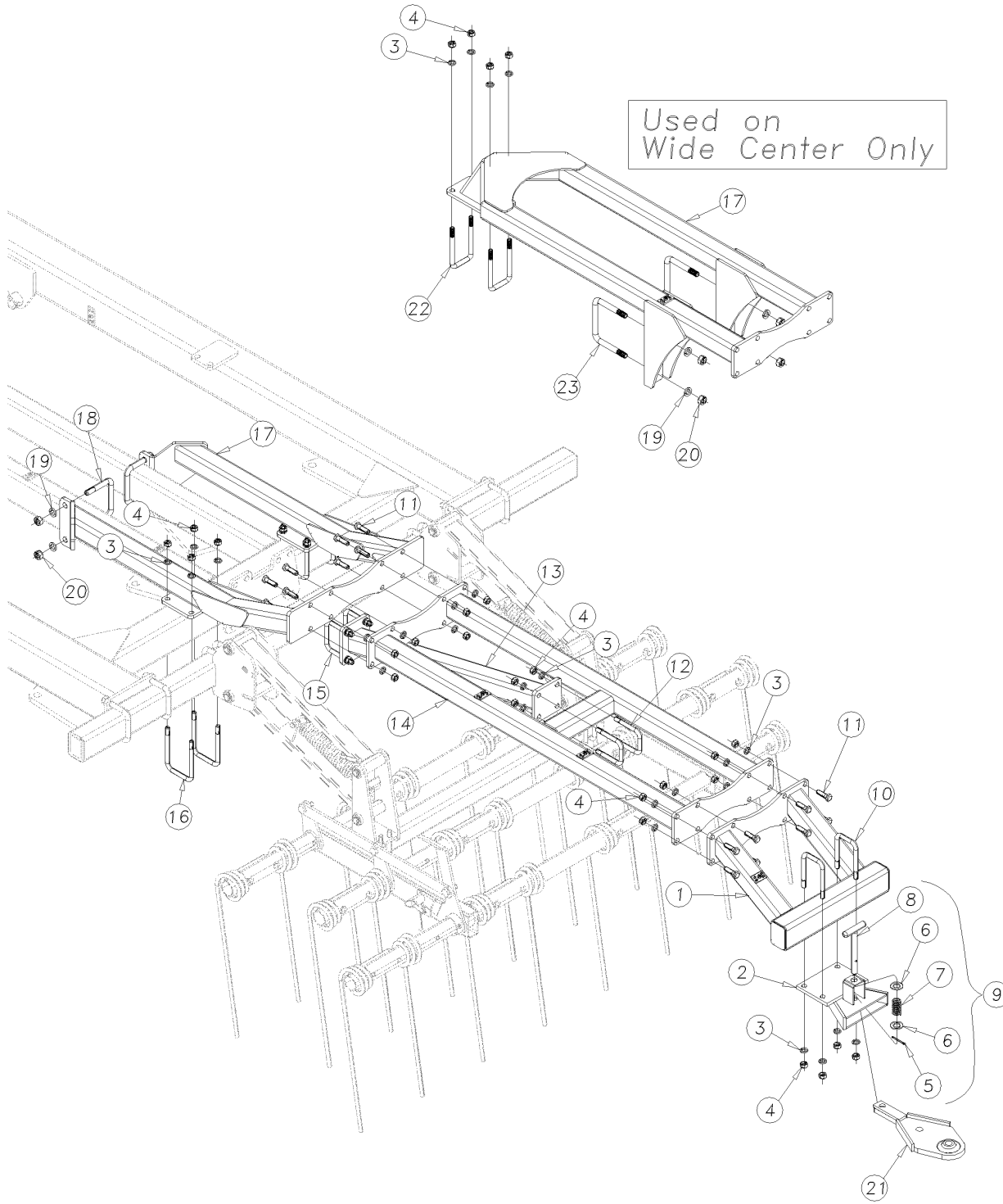
***Rear E-Z Hitch with Slide Flex Tongue***

**(Applies to 7323DH, 7326DH, 7329DH, 7330DH, 7333DH, 7336DH only)**

<b>Ref</b>	<b>Part No.</b>	<b>Part Description</b>	<b>Comments</b>	<b>Revision</b>
	dwg43599	ImageNo.		
1.	558-286H	DH REAR HITCH		
2.	585-100H	BOLT-ON SLEEVE ONLY		
3.	804-022C	WASHER LOCK SPRING 5/8 PLT		
4.	803-021C	NUT HEX 5/8-11 PLT		
5.	805-058C	PIN COTTER 3/16 X 2		
6.	804-215C	WASHER FLAT 7/8 ASTM F436 PLT		
7.	807-348C	SPRING COMP 1.22ODX.115X3.25L		
8.	570-532H	E-Z HITCH T HANDLE		
9.	585-099S	BOLT-ON SLEEVE ASSY W/TONGUE	Includes items 2 & 5-8	
10.	806-079C	U-BOLT 5/8-11X3 1/32 X 5 1/2		
11.	802-055C	HHCS 5/8-11X2 GR5		
12.	806-080C	U-BOLT 5/8-11 X 4 1/32 X 6 1/2	Used with rear hitch truss	
13.	558-289H	REAR HITCH TRUSS	Used with drag attachments only	
14.	558-288H	DH REAR HITCH EXTEND	Used with drag attachments only	
15.	806-161C	U-BOLT 5/8-11 X 4 1/32 X 4 3/4	Used with rear hitch truss	
16.	806-080C	U-BOLT 5/8-11 X 4 1/32 X 6 1/2		
17.	558-290H	DH REAR HITCH ARM LH	Models 7323, 7326, 7329 Only	
17.	558-285H	WIDE FRAME REAR HITCH	Models 7330, 7333, 7336 Only	
18.	806-203C	U-BOLT 3/4-10 X 5 1/32 X 4 1/2		
19.	804-023C	WASHER LOCK SPRING 3/4 PLT		
20.	803-027C	NUT HEX 3/4-10 PLT		
21.	585-092H	E-Z HITCH FLEX SLIDE		
22.	585-093H	E-Z HITCH TONGUE ASSEMBLY		
23.	802-075C	HHCS 1-8X7 GR5		
24.	802-184C	HHCS 3/4-10X1 1/2 GR5		
25.	803-126C	NUT HEX JAM NYLOCK 3/4-10 PLT		
26.	803-316C	NUT HEX LOCK 1-8 PLT		
27.	806-178C	U-BOLT 5/8-11 X 3 1/32 X 6 1/2		
28.	806-128C	U-BOLT 3/4-10 X 6 1/32 X 5 5/8		

## Rear E-Z Hitch with Slide Ridgid Ball

(Applies to 7323DH, 7326DH, 7329DH, 7330DH, 7333DH, 7336DH only)



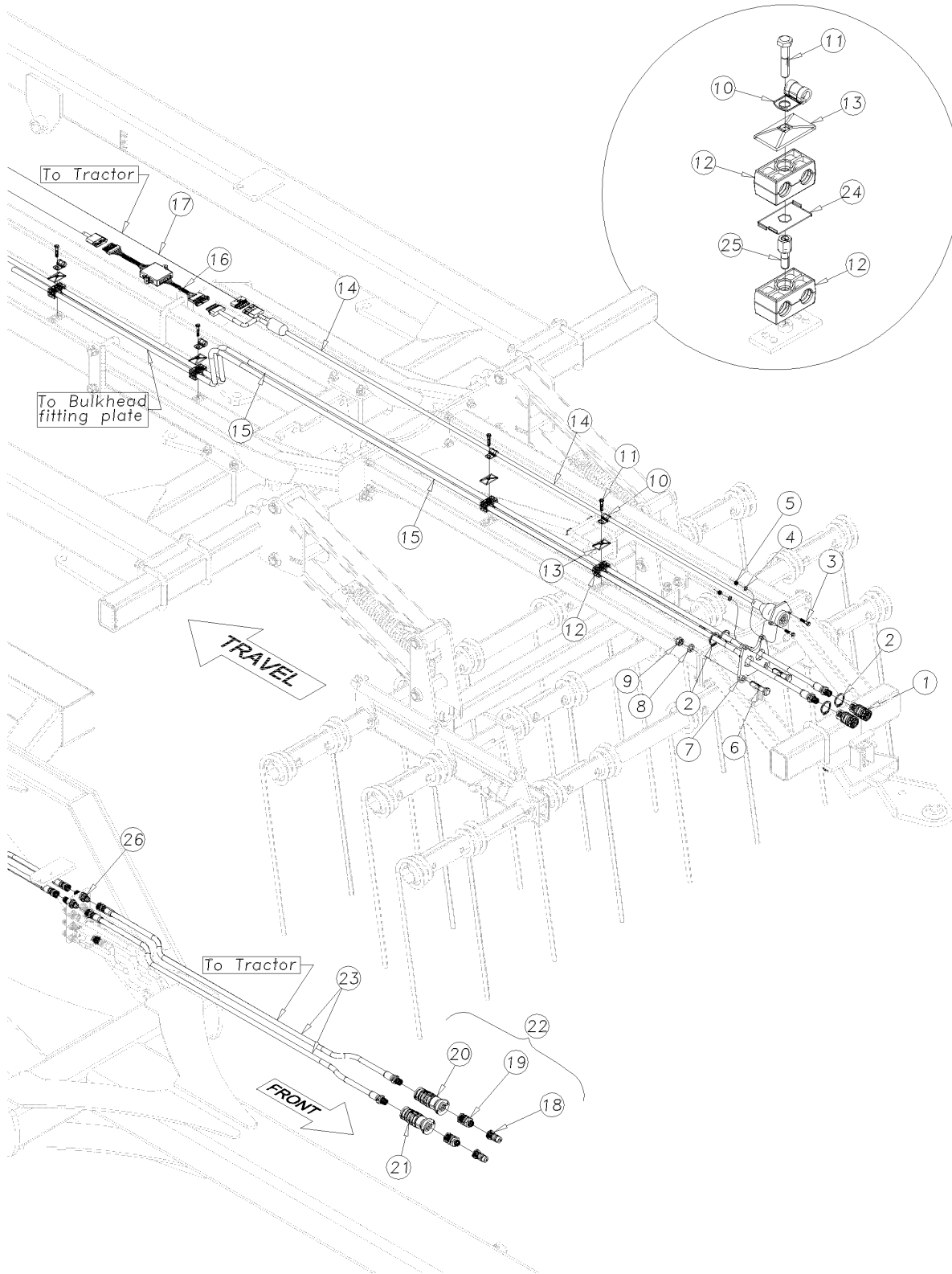
***Rear E-Z Hitch with Slide Ridgid Ball***

**(Applies to 7323DH, 7326DH, 7329DH, 7330DH, 7333DH, 7336DH only)**

<b>Ref</b>	<b>Part No.</b>	<b>Part Description</b>	<b>Comments</b>	<b>Revision</b>
	dwg43593	ImageNo.		
1.	558-286H	DH REAR HITCH		
2.	585-100H	BOLT-ON SLEEVE ONLY		
3.	804-022C	WASHER LOCK SPRING 5/8 PLT		
4.	803-021C	NUT HEX 5/8-11 PLT		
5.	805-058C	PIN COTTER 3/16 X 2		
6.	804-215C	WASHER FLAT 7/8 ASTM F436 PLT		
7.	807-348C	SPRING COMP 1.22ODX.115X3.25L		
8.	570-532H	E-Z HITCH T HANDLE		
9.	585-099S	BOLT-ON SLEEVE ASSY W/TONGUE	Includes items 2 & 5-8	
10.	806-079C	U-BOLT 5/8-11X3 1/32 X 5 1/2		
11.	802-055C	HHCS 5/8-11X2 GR5		
12.	806-080C	U-BOLT 5/8-11 X 4 1/32 X 6 1/2	Used with rear hitch truss	
13.	558-289H	REAR HITCH TRUSS	Used with drag attachments only	
14.	558-288H	DH REAR HITCH EXTEND	Used with drag attachments only	
15.	806-161C	U-BOLT 5/8-11 X 4 1/32 X 4 3/4	Used with rear hitch truss	
16.	806-080C	U-BOLT 5/8-11 X 4 1/32 X 6 1/2		
17.	558-290H	DH REAR HITCH ARM LH	Models 7323, 7326, 7329 Only	
17.	558-285H	WIDE FRAME REAR HITCH	Models 7330, 7333, 7336 Only	
18.	806-203C	U-BOLT 3/4-10 X 5 1/32 X 4 1/2		
19.	804-023C	WASHER LOCK SPRING 3/4 PLT		
20.	803-027C	NUT HEX 3/4-10 PLT		
21.	585-090H	E-Z HITCH RIGID SLIDE		
22.	806-178C	U-BOLT 5/8-11 X 3 1/32 X 6 1/2		
23.	806-128C	U-BOLT 3/4-10 X 6 1/32 X 5 5/8		

# 7323-7329DH Rear Hitch Accessories

(Applies to 7323DH, 7326DH, 7329DH only)



43598

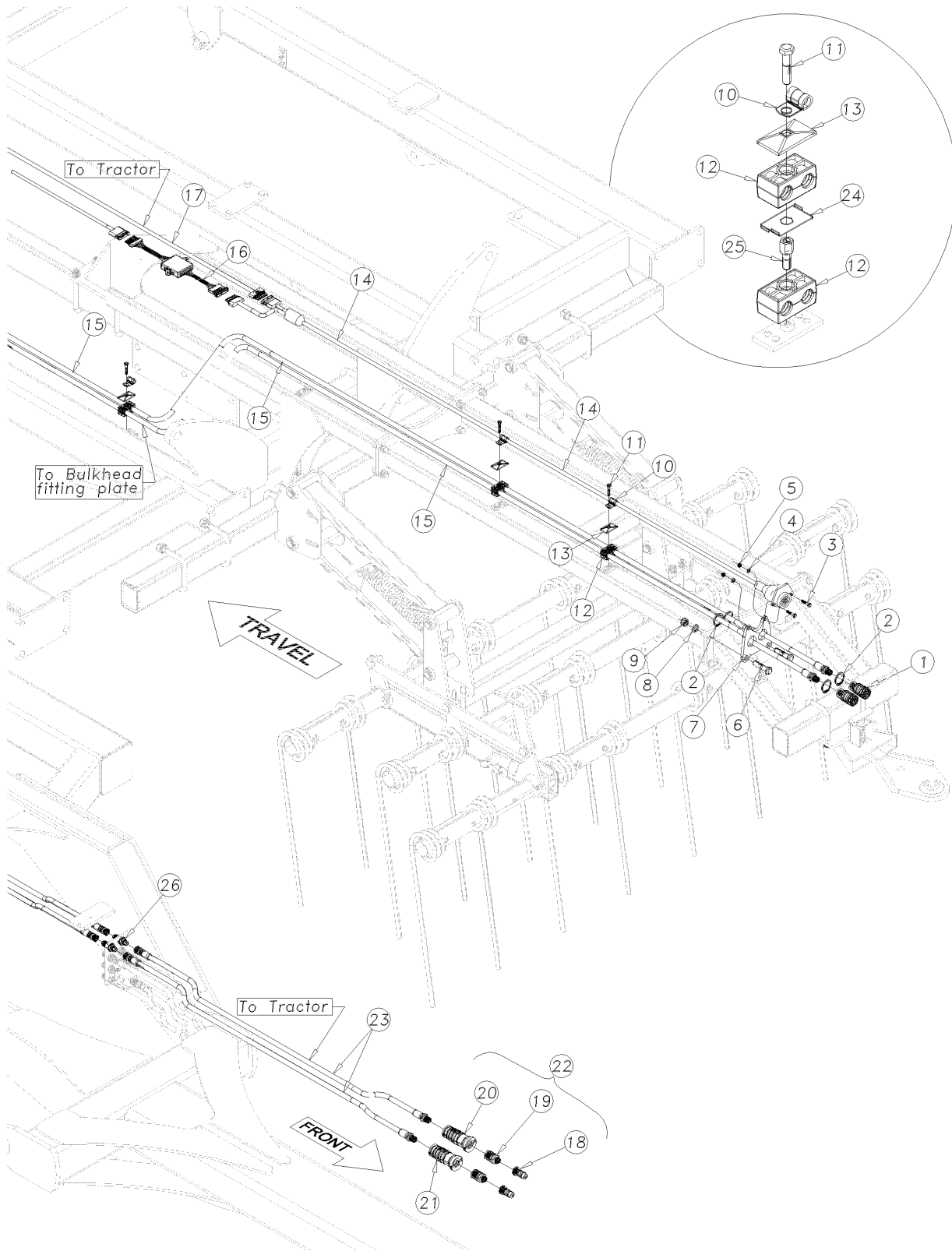
## **7323-7329DH Rear Hitch Accessories**

**(Applies to 7323DH, 7326DH, 7329DH only)**

<b>Ref</b>	<b>Part No.</b>	<b>Part Description</b>	<b>Comments</b>	<b>Revision</b>
	dwg43598			
1.	811-870C	CP 3/4FORB QD FEMALE (POPPET)		
2.	800-044C	SNAP RING EXT 1 1/2 SHAFT		
3.	802-010C	HHCS 5/16-18X1 1/4 GR5		
4.	804-009C	WASHER LOCK SPRING 5/16 PLT		
5.	803-008C	NUT HEX 5/16-18 PLT		
6.	802-058C	HHCS 5/8-11X2 1/2 GR5		
7.	558-157D	PLATE-TORCHED		
8.	804-022C	WASHER LOCK SPRING 5/8 PLT		
9.	803-021C	NUT HEX 5/8-11 PLT		
10.	800-361C	HOSE CLAMP 3/8 ID		
11.	802-012C	HHCS 5/16-18X1 1/2 GR5		
12.	851-240C	STAUFF CLAMP BODY - 2D		
13.	851-244C	STAUFF COVER PLATE GROUP 2D		
14.	833-719C	DUAL MACHINE HARNESS - LED		
15.	811-881C	HH3/8R2 198 3/4MORB 3/4FJIC	Used with no Rear Attachments	
15.	851-695C	HH3/5R2 256 3/4FJIC 3/4MORB	Used with Rear Attachments (Shown)	
16.	833-694C	LIGHT HRNSS ENHANCE MODULE LED		
17.	833-693C	LIGHT HARNESS, 30' LEAD - LED		
18.	811-394C	CP 3/4FORB MALE QD POPPET TYPE		
19.	811-919C	AD 3/4MORB 3/4FORB (HG)		
20.	811-917C	HG HANDLE - YELLOW EXT		
21.	811-918C	HG HANDLE - YELLOW RET		
22.	548-004S	HG PAIR - YELLOW MORB-FORB	Includes items 19-21	
23.	811-962C	HH3/8R2 175 3/4MORB 3/4FJIC		
24.	851-246C	STAUFF LOCK PLATE - 2-3D		
25.	851-242C	STAUFF STACKING BOLT - 2D		
26.	841-988C	AD 3/4MJIC BLKHD WITH LN		

### 7330-7336DH Rear Hitch Accessories

(Applies to 7330DH, 7333DH, 7336DH only)



43834

## 7330-7336DH Rear Hitch Accessories

---

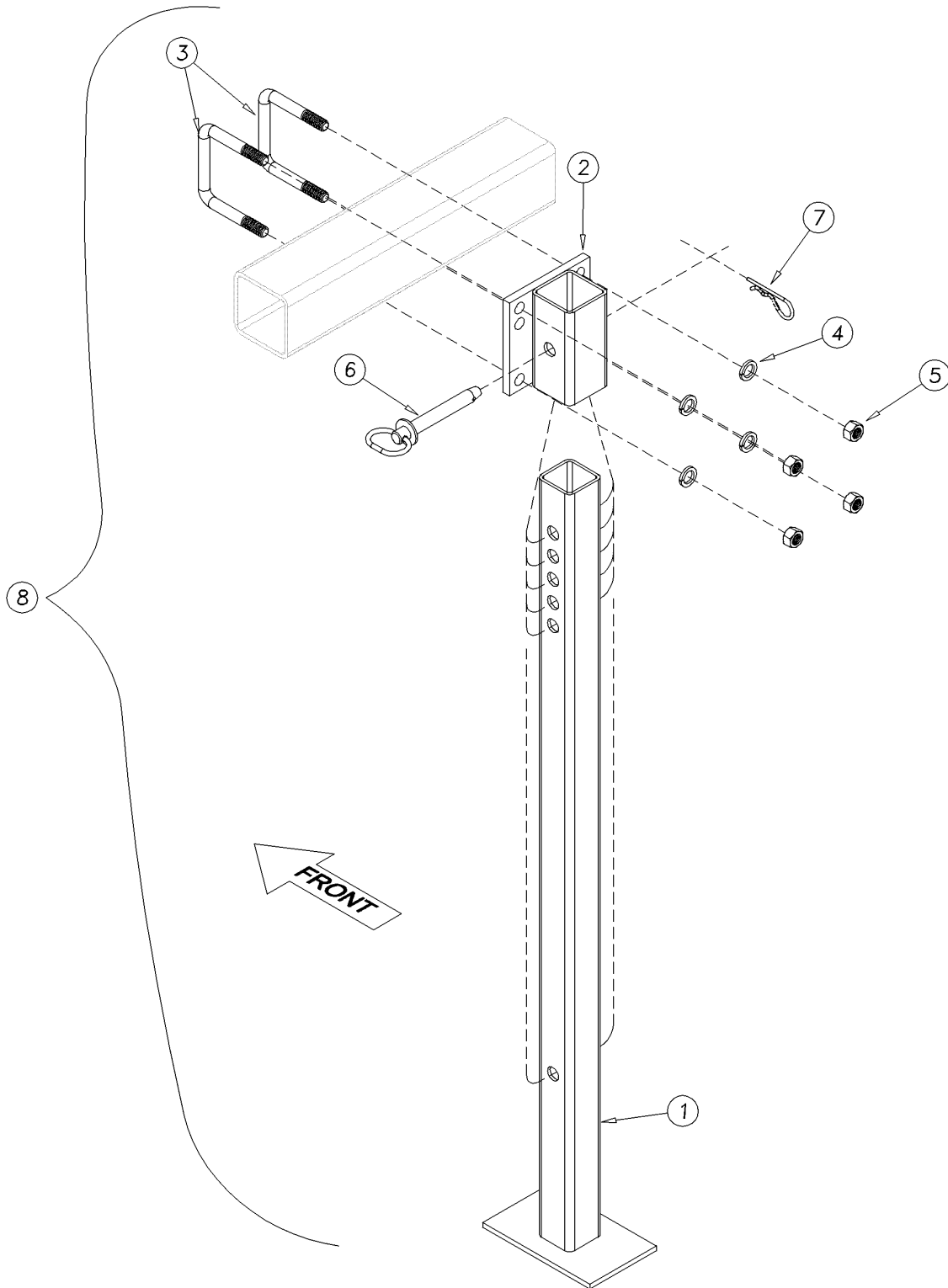
(Applies to 7330DH, 7333DH, 7336DH only)

Ref	Part No.	Part Description	Comments	Revision
	dwg43834			
1.	811-870C	CP 3/4FORB QD FEMALE (POPPET)		
2.	800-044C	SNAP RING EXT 1 1/2 SHAFT		
3.	802-010C	HHCS 5/16-18X1 1/4 GR5		
4.	804-009C	WASHER LOCK SPRING 5/16 PLT		
5.	803-008C	NUT HEX 5/16-18 PLT		
6.	802-058C	HHCS 5/8-11X2 1/2 GR5		
7.	558-157D	PLATE-TORCHED		
8.	804-022C	WASHER LOCK SPRING 5/8 PLT		
9.	803-021C	NUT HEX 5/8-11 PLT		
10.	800-361C	HOSE CLAMP 3/8 ID		
11.	802-012C	HHCS 5/16-18X1 1/2 GR5		
12.	851-240C	STAUFF CLAMP BODY - 2D		
13.	851-244C	STAUFF COVER PLATE GROUP 2D		
14.	833-719C	DUAL MACHINE HARNESS - LED		
15.	811-881C	HH3/8R2 198 3/4MORB 3/4FJIC	Used with no Rear Attachments	
15.	851-695C	HH3/8R2 256 3/4FJIC 3/4MORB	Used with Rear Attachments (Shown)	
16.	833-694C	LIGHT HRNSS ENHANCE MODULE LED		
17.	833-693C	LIGHT HARNESS, 30' LEAD - LED		
18.	811-394C	CP 3/4FORB MALE QD POPPET TYPE		
19.	811-919C	AD 3/4MORB 3/4FORB (HG)		
20.	811-917C	HG HANDLE - YELLOW EXT		
21.	811-918C	HG HANDLE - YELLOW RET		
22.	548-004S	HG PAIR - YELLOW MORB-FORB	Includes items 19-21	
23.	811-965C	HH3/8R2 207 3/4MORB 3/4FJIC		
24.	851-246C	STAUFF LOCK PLATE - 2-3D		
25.	851-242C	STAUFF STACKING BOLT - 2D		
26.	841-988C	AD 3/4MJIC BLKHD WITH LN		



## Rear Jack Stand

(Applies to 7323DH, 7326DH, 7329DH, 7330DH, 7333DH, 7336DH only)



43351

## ***Rear Jack Stand***

---

(Applies to 7323DH, 7326DH, 7329DH, 7330DH, 7333DH, 7336DH only)

<b>Ref</b>	<b>Part No.</b>	<b>Part Description</b>	<b>Comments</b>	<b>Revision</b>
	dwg43351	Image No.		
1.	580-048H	FRAME MOUNT PP REAR STAND LEG		
2.	580-049H	REAR STAND MOUNT BRACKET		
3.	806-179C	U-BOLT 5/8-11X4 1/32X4 1/4		
4.	804-022C	WASHER LOCK SPRING 5/8 PLT		
5.	803-021C	NUT HEX 5/8-11 PLT		
6.	805-195C	PIN HITCH 3/4 X 5 1/4 USEABLE		
7.	805-032C	PIN HAIR COTTER .148 WIRE		
8.	558-042K	REAR STAND ASSY (DISK HARROW)	Includes items 1 thru 7	



# Part Number Index

The Part Number Index is a numeric index of all part numbers included in this manual. The index shows what page(s) the part is used on.

Part Number	Page	Part Number	Page	Part Number	Page	Part Number	Page
120-223D	39	556-241H	7	556-345H	9	558-289H	95, 97
148-404D	37	556-242H	7	556-346H	85	558-290H	95, 97
196-430D	57, 59, 65, 67	556-243H	7	556-347H	85	560-536D	57, 59, 61, 63
1M7016-ADI	73, 75, 77	556-244H	19	556-348D	83	560-571D	57, 61, 63
1M7021-ADI	71	556-245H	19	556-348H	85	562-005D	41
2A0013	69	556-246H	19	556-351D	83	562-006D	41
2A0018	71, 73, 75, 77	556-247H	19	556-352D	83	566-003D	81
2A0024	69, 71, 73, 75, 77	556-248H	19	556-353D	83	566-004D	81
2M5420NC	73	556-249H	19	556-354D	83	566-170D	15
2M6820NC	75, 77	556-250H	19	556-355D	83	566-460D	79, 81
2S6576NC	71	556-251H	19	556-356D	83	570-068D	37, 39
2X5511NC	69	556-252H	23	556-357D	83	570-404H	89
3GP3886	69	556-253H	23	556-358D	83	570-532H	95, 97
3R3440	73	556-254H	23	556-359D	83	575-096D	93
3R4840	75	556-255H	23	556-360D	83	575-097D	93
3R5840	77	556-256H	23	556-361D	83	575-098D	93
3R5912	71	556-257H	23	556-362D	83	575-099D	93
402-276D	15	556-258H	23	556-363D	83	575-224D	93
4M5108	69	556-259H	23	556-364D	83	575-268D	45, 47, 49, 51, 53, 55
4M6108	71	556-260H	79, 81, 83	556-365D	83	575-301D	89
4R3109	73	556-261H	79, 81	556-366D	83	575-302D	89
4R4109	75	556-261h	83	556-367D	83	575-303D	89
4R5109	77	556-262H	15	556-368D	83	575-304D	89
500-064D	85	556-265H	15	556-369D	83	575-305D	89
548-004S	99, 101	556-266H	15	556-460D	83	575-332D	93
550-043H	89	556-267H	15	556-461D	79, 81, 83	575-512H	89
550-134D	91	556-268S	15	556-469D	39	575-522H	93
550-135D	89	556-269H	15	556-505D	79, 81	575-523H	93
552-049H	93	556-270H	7	556-531D	19, 23	575-539H	41
552-057V	91	556-271H	9	556-533D	15	575-540H	41
5556-325K	25	556-272H	19	556-551D	7, 61	575-600S	93
556-035H	85	556-273H	19	556-602D	29, 31, 33, 35	575-859H	89
556-052H	85	556-274H	19	556-614D	29, 31, 33, 35	580-048H	103
556-091H	85	556-275H	19	556-626D	37	580-049H	103
556-100D	79, 81	556-277H	23	556-664D	16	580-146D	7, 9
556-101D	79, 81	556-278H	23	556-669D	43	585-090H	97
556-102D	79, 81	556-279H	23	556-670D	15	585-092H	95
556-103D	79, 81	556-284H	41	556-728D	16	585-093H	95
556-104D	79, 81	556-285H	41	556-739D	21, 25, 53, 55	585-099S	95, 97
556-105D	79, 81	556-287H	29	556-741D	43	585-100H	95, 97
556-106D	79	556-288H	29	556-742D	43	586-241V	15
556-107D	79	556-290H	11, 29	558-002D	89, 93	589-219D	93
556-120D	79	556-291H	7	558-003D	91	589-496V	93
556-121D	79, 81	556-294H	19, 23, 33, 35	558-004D	89, 91, 93	589-497V	93
556-122D	79, 81	556-295H	19, 23, 33, 35	558-006D	89, 91, 93	589-498V	93
556-122H	85	556-296D	7, 9	558-007D	89	5M5192	69
556-123D	79	556-296H	19, 23, 33, 35	558-009D	89, 91, 93	5M6138	71
556-124D	79, 81	556-297H	19, 23, 33, 35	558-042K	103	5R3120	73
556-125D	79, 81	556-298H	41	558-078D	89, 91, 93	5R4120	75
556-126D	79, 81	556-299H	41	558-097D	91	5R5120	77
556-127D	79, 81	556-300H	41	558-098D	91	6GP3816	69
556-128D	79, 81	556-301H	41	558-105D	91	6R3164-ADI	73
556-129D	79, 81	556-302H	43	558-106D	91	6R4164-ADI	75
556-130D	79, 81	556-303H	43	558-157D	99, 101	6R5161-ADI	77
556-131D	79, 81	556-304S	43	558-219H	89, 91, 93	6R5162-ADI	71
556-165H	83	556-305H	15	558-220H	89, 91, 93	7M445	69
556-166H	83	556-306H	9	558-221H	89, 91, 93	7M5320	73
556-167S	83	556-312H	15	558-222H	89, 91, 93	7M6320	75, 77
556-168S	83	556-320H	27	558-228H	91	7M6338	71
556-222H	39	556-321H	27	558-229H	91	800-044C	99, 101
556-223H	39	556-322K	25, 41, 55	558-230H	91	800-080C	39
556-224H	39	556-323H	31	558-231H	91	800-085C	61, 63, 91
556-225H	39	556-324H	31	558-232H	91	800-361C	99, 101
556-226H	39	556-325K	41, 55	558-233H	91	800-459C	15
556-236D	15	556-327H	9	558-236L	91	800-460C	91
556-236H	9	556-329H	13, 31	558-237H	91	801-005C	7, 9, 15
556-237H	9	556-330H	7, 9	558-238H	91	802-010C	99, 101
556-238H	9	556-331H	9	558-285H	95, 97	802-012C	45, 47, 57, 59, 99, 101
556-239H	9	556-342H	15	558-286H	95, 97		
556-240H	7	556-343S	16	558-288H	95, 97		

**Table of Contents    Part Number Index**



# Part Number Index (continued)

Part Number	Page	Part Number	Page	Part Number	Page	Part Number	Page
802-013C	49, 51, 53, 55	803-031C	7, 9, 15, 19, 23, 41, 85, 93	805-104C	39	811-827C	45, 47
802-022C	15	803-032C	15, 21, 25, 39, 53, 55	805-134C	39	811-834C	47, 53
802-023C	71, 73, 75, 77	803-034C	15	805-140C	93	811-835C	55
802-029C	89	803-037C	89	805-143C	7, 9	811-842C	55
802-039C	83	803-038C	93	805-195C	103	811-851C	57
802-041C	91	803-048C	93	805-324C	39	811-857C	49, 51
802-051C	16	803-061C	37, 39	805-335C	21, 25, 53, 55	811-859C	51
802-055C	95, 97	803-063C	15	805-348C	39	811-870C	99, 101
802-058C	99, 101	803-084C	79, 81, 85	805-357C	39	811-881C	99, 101
802-060C	93	803-095C	37	805-363C	39	811-900C	59
802-064C	7, 9, 39, 41, 89, 91, 93	803-123C	11, 13, 16, 21, 25, 89	805-396C	11, 13, 21, 25, 61, 63, 71, 73, 75, 77	811-913C	45, 47
802-069C	93	803-126C	95	805-404C	11, 13, 21, 25	811-914C	45, 47
802-073C	93	803-166C	41	805-423C	83	811-915C	45, 47
802-075C	95	803-168C	19, 23, 29, 31, 33, 35	805-511C	61, 63	811-916C	45, 47
802-079C	89	803-219C	29, 31, 33, 35, 37	805-512C	91	811-917C	99, 101
802-082C	39	803-234C	71, 73, 75, 77	805-519C	11, 13, 19, 23	811-918C	99, 101
802-088C	85	803-245C	89	805-520C	11, 13, 19, 23	811-919C	45, 47, 99, 101
802-091C	15, 89	803-268C	16	805-521C	19, 23	811-939C	65, 67
802-099C	91	803-271C	43, 89, 91	805-524C	15	811-943C	59, 67
802-106C	93	803-314C	15	806-007C	89, 91, 93	811-947C	59
802-114C	89	803-315C	15	806-018C	91	811-962C	45, 99
802-130C	89	803-316C	95	806-023C	83	811-965C	47, 101
802-131C	61, 63, 85	803-339C	79, 81, 85	806-069C	27	811-968C	65
802-152C	15	803-342C	11, 13, 19, 23, 29, 33, 35, 43, 83, 91, 93	806-079C	95, 97	812-365C	79
802-162C	83	803-367C	31	806-080C	95, 97	812-365CP	81
802-182C	37	804-006C	7, 9, 15	806-093C	79, 81	814-011C	39
802-184C	95	804-007C	27	806-128C	95, 97	814-038C	41
802-192C	31	804-009C	16, 43, 61, 63, 99, 101	806-161C	95, 97	814-220C	39
802-212C	7, 9, 61	804-015C	16, 27, 39	806-178C	95, 97	814-221C	41
802-224C	27	804-016C	93	806-181C	89	814-223C	29, 33, 35
802-235C	29, 31, 33, 35	804-017C	15, 83	806-182C	93	814-230C	39
802-249C	91	804-022C	16, 83, 85, 91, 93, 95, 97, 99, 101, 103	806-203C	95, 97	814-233C	41
802-258C	15	804-023C	7, 9, 39, 41, 61, 79, 81, 89, 91, 93, 95, 97	806-262C	7, 9	814-247C	29, 33, 35
802-279C	16, 61	804-024C	93	807-073C	15	814-248C	33, 35
802-280C	79	804-025C	91	807-216C	43	814-291C	31
802-330C	15	804-027C	7, 9, 15, 19, 23, 41, 85, 93	807-225C	93	814-387C	31
802-345C	7, 9, 19, 23, 85	804-028C	41, 93	807-226C	41, 93	814-388C	31
802-370C	15	804-029C	19, 23, 41, 61, 63, 93	807-263C	79, 81	814-468C	29
802-383C	15	804-039C	16	807-264C	79, 81	814-500C	29
802-413C	29, 33, 35	804-046C	16	807-272C	83	814-513C	39
802-429C	41	804-055C	37, 39	807-273C	83	814-516C	31
802-469C	81	804-059C	43	807-335C	91	814-517C	31
802-474C	43	804-094C	43, 91	807-344C	15	814-537C	29, 33, 35
802-483C	11, 13, 21, 25	804-165C	15	807-348C	95, 97	814-538C	33, 35
802-638C	41	804-192C	11, 13, 21, 25, 39, 61, 63, 91	810-059C	69	814-540C	41
802-748C	15	804-200C	79, 81	810-060C	71	814-542C	41
802-766C	89	804-204C	89	810-151C	77	814-545C	39
802-767C	91	804-215C	95, 97	810-174C	73, 75	815-193C	39
802-768C	93	804-229C	79, 81, 85	810-345C	45, 47	815-220C	37, 39, 41
802-799C	37, 39	805-001C	7, 9	810-488C	61, 63	815-313C	37
802-802C	79, 81	805-017C	37	810-511C	11, 13, 43, 49, 51	815-314C	31, 37
802-819C	91	805-032C	103	810-599C	15, 65, 67	815-479C	29, 33, 35, 37
802-941C	91	805-058C	11, 13, 21, 25, 61, 63, 71, 73, 75, 77, 95, 97	811-063C	49, 51, 53, 55, 57, 59, 65	815-480C	37
802-944C	16	805-060C	37	811-088C	45, 47, 57, 59, 65, 67	815-484C	37
802-947C	9	805-089C	37, 39, 93	811-150C	65, 67	815-485C	37
803-006C	7, 9, 15			811-269C	49	816-672C	37, 39
803-007C	27			811-324C	45, 47	816-771C	37
803-008C	16, 43, 61, 63, 99, 101			811-394C	45, 47, 99, 101	816-796C	37
803-018C	16			811-485C	53	817-042C	15
803-020C	15, 27, 39, 91			811-643C	57	817-516C	15
803-021C	83, 85, 91, 93, 95, 97, 99, 101, 103			811-645C	59	817-585C	89, 91, 93
803-026C	93			811-690C	45, 47, 53, 55, 65, 67	817-987C	41
803-027C	7, 9, 39, 41, 61, 79, 81, 89, 91, 93, 95, 97			811-785C	55	818-055C	7, 9
803-029C	37, 39			811-807C	51	818-190C	87
803-030C	41			811-826C	45, 47	820-012C	89
						820-355C	79
						820-357C	79
						820-359C	79
						820-361C	85
						820-362C	85
						820-417C	83



# Part Number Index (continued)

Part Number	Page	Part Number	Page	Part Number	Page
820-444C	79	850-014C	16, 45, 47	dwg43385	91
820-445C	79	850-016C	15	dwg43386	93
820-446C	79	851-031C	57	dwg43390	87
820-467C	79	851-040C	65, 67	dwg43392	43
820-468C	85	851-240C	45, 47, 57, 59,	dwg43393	13
820-556C	79		99, 101	dwg43394	25
820-659C	81	851-241C	45, 47, 49, 51,	dwg43395	61
820-660C	81		53, 55	dwg43396	63
820-661C	81	851-242C	45, 47, 99, 101	dwg43397	45
820-662C	81	851-243C	45, 47	dwg43398	49
820-663C	81	851-244C	45, 47, 57, 59,	dwg43399	65
822-020C	37, 39		99, 101	dwg43400	57
822-021C	37, 39	851-245C	49, 51, 53, 55	dwg43402	73
822-048C	37, 39	851-246C	45, 47, 99, 101	dwg43403	71
822-053C	37, 39	851-385C	49, 51	dwg43404	75
822-107C	37	851-386C	49	dwg43405	77
822-109C	37	851-387C	49	dwg43406	21
822-110C	37	851-388C	49, 51	dwg43470	55
822-238C	37	851-389C	49	dwg43471	51
822-293C	93	851-390C	49, 53	dwg43472	67
822-294C	79, 81	851-391C	49, 51	dwg43473	47
833-693C	27, 99, 101	851-392C	49	dwg43474	59
833-694C	27, 99, 101	851-444C	51	dwg43550	69
833-695C	27	851-445C	51	dwg43593	97
833-696C	27	851-446C	55	dwg43598	99
833-697C	27	851-451C	59	dwg43599	95
833-719C	99, 101	851-695C	99, 101	dwg43834	101
837-005C	41	858-218C	87	PPI-203VR	15
837-019C	19, 23	858-219C	15, 87	PPI-205H	15
837-044C	29, 31, 33, 35	858-223C	87	PPI-302V	15
837-048C	16	858-224C	87		
837-049C	15	858-225C	87		
838-094C	87	858-226C	87		
838-482C	87	858-227C	87		
838-598C	87	858-228C	87		
838-599C	87	858-246C	45, 47, 87		
838-600C	87	858-773C	31		
838-602C	87	858-774C	29, 33, 35		
838-603C	87	858-775C	41		
838-606C	87	858-783C	39		
838-611C	87	890-005C	39		
838-613C	87	890-277C	29, 31, 33, 35, 37		
838-614C	87	890-620C	15		
838-615C	87	890-781C	37, 39		
838-992C	87	890-798C	15		
841-005C	57	890-837C	89		
841-011C	59	890-867C	89		
841-249C	55	890-977C	15		
841-381C	49, 51, 53, 55	891-189C	15		
841-454C	55	891-210C	15		
841-480C	45, 47	dwg 43348	79		
841-521C	49, 51	dwg 43382	31		
841-556C	55	dwg TP-69018	81		
841-574C	51	dwg43349	83		
841-577	55	dwg43350	39		
841-577C	55	dwg43351	103		
841-578C	45	dwg43356	37		
841-623C	53	dwg43366	89		
841-988C	45, 47, 49, 51,	dwg43367	7		
	57, 59, 65, 67,	dwg43368	11		
	99, 101	dwg43369	15		
841-993C	53, 55	dwg43370	19		
842-203C	15	dwg43371	33		
842-249C	11, 13, 15, 19, 23	dwg43372	27		
842-265C	15	dwg43373	9		
842-266C	41	dwg43374	85		
848-911C	87	dwg43375	35		
850-009C	21, 25, 53, 55	dwg43376	53		
850-010C	11, 21, 25, 49,	dwg43377	23		
	53, 55	dwg43378	29		
850-011C	11, 13, 49, 51	dwg43381	41		

***This Page Intentionally Left Blank***



Great Plains Mfg., Inc.  
1525 E. North Street  
Salina, Kansas 67401 USA

[www.greatplainsmfg.com](http://www.greatplainsmfg.com)

---