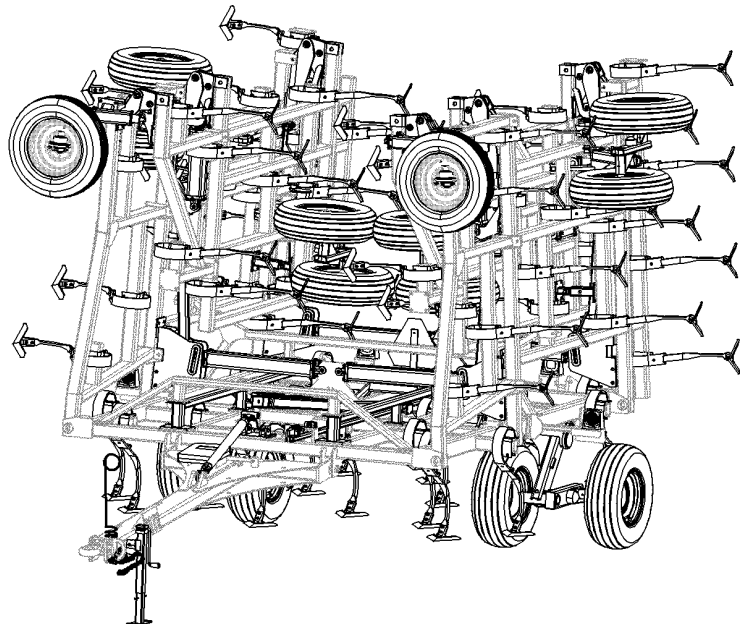


Parts Manual

Field Cultivator, Constant Level
8323, 8328, 8332, 8336,
8539, 8544, 8548, 8551, 8556 & 8560



Read the Operator's manual entirely. When you see this symbol, the subsequent instructions and warnings are serious - follow without exception. Your life and the lives of others depend on it!



41725

Cover illustration may show optional equipment not supplied with standard unit.



Table of Contents

Section 1: Introduction.....	4	Section 6: Decals.....	78
Using This Manual.....	4	Decals.....	78
Manual Replacement Information.....	4	Section 7: Attachments.....	80
Manual Revisions.....	4	S3T, S4T & S5T Spike Drag Assembly.....	80
Touch-up Paint.....	4	Reel Following S3T Spike Assembly (S/N GP-2265CC+)..	82
Hardware Legend.....	5	Reel Following S3T Spike Assembly (S/N GP-2096CC -	
Replacement Hardware.....	5	GP-2264CC).....	84
Serial Numbers.....	5	Reel Following S3T Spike Assembly (S/N GP-2095CC-)..	86
Part Number Service Coding.....	5	S4T Spike Drag High Residue Assembly.....	88
Section 2: Frames.....	6	CH3A & CH4A Coil Tine Assembly.....	90
Center Frame Assembly.....	6	Reel Following CH3A Coil Tine Assembly (S/N	
Torque Tube & Level Bar Assembly.....	8	GP-2265CC+).....	92
Center Fold Assembly.....	10	Reel Following CH3A Coil Tine Assembly (S/N GP-2096CC	
Hitch Assembly.....	12	- GP-2264CC).....	94
8323 & 8328 Wing Assembly.....	14	Reel Following CH3A Coil Tine Assembly (S/N	
8332 & 8336 Wing Assembly.....	16	GP-2095CC-).....	96
5-Section Inside Wing Assembly.....	18	CH3B & CH4B Coil Tine Assembly.....	98
5-Section Inside Wing Assembly (S/N 2297CC+).....	20	Rear Tow Hitch.....	100
5-Section Fold Wing Assembly.....	22	Rear Hitch Accessory Mount Kit (S/N GP-2256CC+).....	102
5-Section Outside Wing Assembly.....	24	Rear Hitch Accessory Mount Kit (S/N GP-2255CC-).....	104
Lights (S/N GP-2256CC+).....	28	Rear Stand Assembly.....	106
Lights (S/N GP-2255CC-).....	30		
Section 3: Transport.....	32		
8323-8328 Center Walking Beam Assembly.....	32	Part Number Index.....	108
8332-8548 Center Walking Beam Assembly.....	34		
8551-8560 Center Walking Beam Assembly.....	36		
Wing Walking Beam Assembly.....	38		
Gauge Wheel Assembly.....	40		
815-221C Hub & Spindle Assembly.....	42		
815-224C Hub & Spindle Assembly.....	44		
815-226C Hub & Spindle Assembly.....	46		
815-251C Hub & Spindle Assembly.....	48		
Section 4: Hydraulics.....	50		
Hydraulic Valve Assembly.....	50		
Hydraulic Lift Layout: 3-Section.....	52		
Hydraulic Lift Layout: 5-Section.....	54		
Hydraulic Fold Layout: 3-Section.....	56		
Hydraulic Fold Layout: 5-Section.....	58		
Hydraulic Cylinder (810-138C 4X8X1.38 Rod).....	60		
Hydraulic Cylinder (810-478C 3.25X8X1.25 Rod).....	62		
Hydraulic Cylinder (810-479C 3.50X8X1.25 Rod).....	64		
Hydraulic Cylinder (810-480C 3.75X8X1.38 Rod).....	66		
Hydraulic Cylinder (810-486C 4X16X1.25 Rod).....	68		
Hydraulic Cylinder (810-488C 4X30X1.5 Rod).....	70		
Section 5: Shanks.....	72		
K-Flex Shank Assembly.....	72		
Magnum Shank Assembly (S/N GP-2265CC+).....	74		
Magnum Shank Assembly (S/N GP-2264CC-).....	76		

© Copyright 2016 All rights reserved Printed 03/30/16

Great Plains Manufacturing, Inc. provides this publication "as is" without warranty of any kind, either expressed or implied. While every precaution has been taken in the preparation of this manual, Great Plains Manufacturing, Inc. assumes no responsibility for errors or omissions. Neither is any liability assumed for damages resulting from the use of the information contained herein. Great Plains Manufacturing, Inc. reserves the right to revise and improve its products as it sees fit. This publication describes the state of this product at the time of its publication, and may not reflect the product in the future.

Great Plains Manufacturing, Incorporated Trademarks

The following are trademarks of Great Plains Mfg., Inc.: Application Systems, Ausherman, Land Pride, Great Plains

All other brands and product names are trademarks or registered trademarks of their respective holders.

Printed in the United States of America.



Alphabetized Table of Contents

Selected Models

5

5-Section Fold Wing Assembly.....22
 5-Section Inside Wing Assembly.....18
 5-Section Inside Wing Assembly (S/N 2297CC+).....20
 5-Section Outside Wing Assembly.....24

8

815-221C Hub & Spindle Assembly.....42
 815-224C Hub & Spindle Assembly.....44
 815-226C Hub & Spindle Assembly.....46
 815-251C Hub & Spindle Assembly.....48
 8323 & 8328 Wing Assembly.....14
 8323-8328 Center Walking Beam Assembly.....32
 8332 & 8336 Wing Assembly.....16
 8332-8548 Center Walking Beam Assembly.....34
 8551-8560 Center Walking Beam Assembly.....36

C

Center Fold Assembly.....10
 Center Frame Assembly.....6
 CH3A & CH4A Coil Tine Assembly.....90
 CH3B & CH4B Coil Tine Assembly.....98

D

Decals.....78

G

Gauge Wheel Assembly.....40

H

Hitch Assembly.....12
 Hydraulic Cylinder (810-138C 4X8X1.38 Rod).....60
 Hydraulic Cylinder (810-478C 3.25X8X1.25 Rod).....62
 Hydraulic Cylinder (810-479C 3.50X8X1.25 Rod).....64
 Hydraulic Cylinder (810-480C 3.75X8X1.38 Rod).....66
 Hydraulic Cylinder (810-486C 4X16X1.25 Rod).....68
 Hydraulic Cylinder (810-488C 4X30X1.5 Rod).....70
 Hydraulic Fold Layout: 3-Section.....56
 Hydraulic Fold Layout: 5-Section.....58
 Hydraulic Lift Layout: 3-Section.....52
 Hydraulic Lift Layout: 5-Section.....54
 Hydraulic Valve Assembly.....50

K

K-Flex Shank Assembly.....72

L

Lights (S/N GP-2255CC-).....30
 Lights (S/N GP-2256CC+).....28

M

Magnum Shank Assembly (S/N GP-2264CC-).....76
 Magnum Shank Assembly (S/N GP-2265CC+).....74

R

Rear Hitch Accessory Mount Kit (S/N GP-2255CC-)..104
 Rear Hitch Accessory Mount Kit (S/N GP-2256CC+)..102
 Rear Stand Assembly.....106
 Rear Tow Hitch.....100
 Reel Following CH3A Coil Tine Assembly (S/N GP-2095CC-).....96
 Reel Following CH3A Coil Tine Assembly (S/N GP-2096CC - GP-2264CC).....94
 Reel Following CH3A Coil Tine Assembly (S/N GP-2265CC+).....92
 Reel Following S3T Spike Assembly (S/N GP-2095CC-).....86
 Reel Following S3T Spike Assembly (S/N GP-2096CC - GP-2264CC).....84
 Reel Following S3T Spike Assembly (S/N GP-2265CC+).....82

S

S3T, S4T & S5T Spike Drag Assembly.....80
 S4T Spike Drag High Residue Assembly.....88

T

Torque Tube & Level Bar Assembly.....8

W

Wing Walking Beam Assembly.....38



General Information

Using This Manual

This manual is divided into sections. The first section contains General Information, a Table of Contents, an Alphabetical Page Index, and a Part Number Index. The remaining sections divide the machine into segments (i.e. Frames, Drives, Hydraulics, etc.) which illustrate and list all parts.

The Great Plains parts in this manual are specially designed for this machine and should be replaced with Great Plains parts only.

The information in this manual is current at printing. Some parts may change to assure top performance.

Right-hand and left-hand as used in this manual are determined by facing the direction the machine will travel while in use.

Below is an example of two facing pages from a parts manual. Familiarize yourself with the contents of these pages.

Manual Replacement Information

Replacement manuals are available. Refer to your dealer or the Great Plains Publications Catalog for additional information.

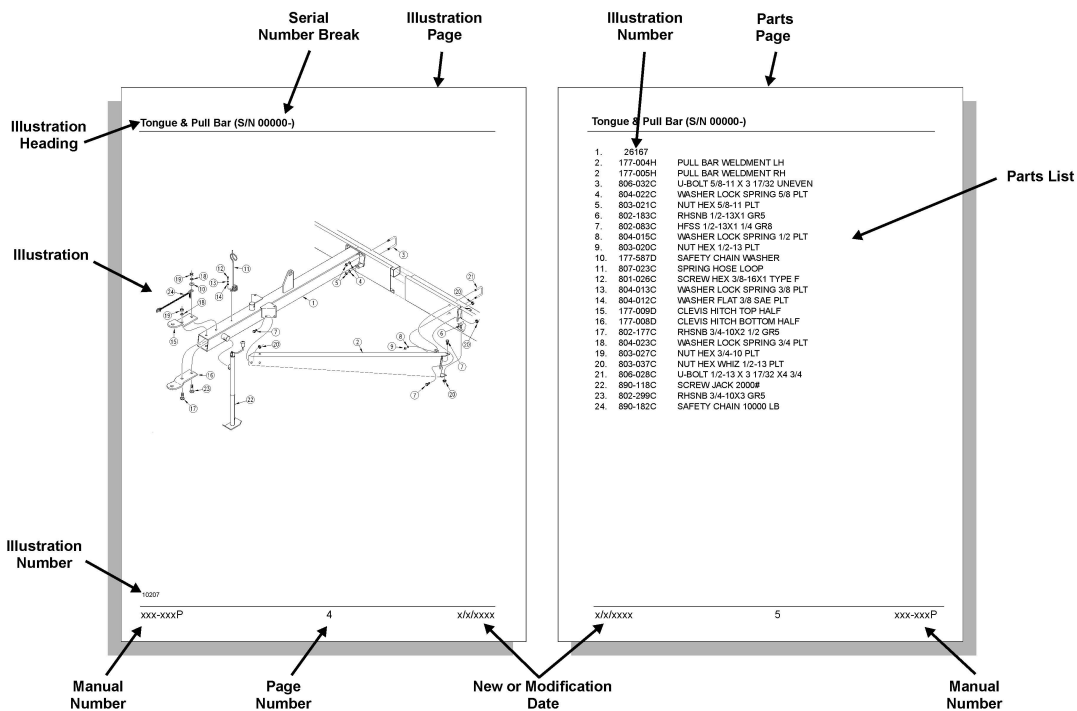
Manual Revisions

When this manual is revised, the modification date is printed on the front cover and on the revised page(s).

Touch-up Paint

Repaint parts where paint is worn or scratched to prevent rust. Aerosol touch-up paint is available. To order use Great Plains parts numbers below:

GP Green	821-001C
GP Black	821-002C
GP Beige	821-003C
GP Buckskin	821-004C



Hardware Legend

AR	As Required
BLADE	Blade Bolt
C	Cap Screw
CP	Cotter Pin
CPHSSS	Cup Point Hex Socket Set Screw
CPSHSS	Cup Point Square Head Set Screw
CPSQHSS	Cup Point Square Head Set Screw
CRFCHMS	Cross Recess Flat Countersunk Head Mach. Screw
CRPHMS	Cross Recess Pan Head Machine Screw
CRPHTFS	Cross Recess Pan Head Thread Forming
CRRHMS	Cross Recess Round Head Machine Screw
CRTHMS	Cross Recess Truss Head Machine Screw
CSNB	Countersunk Square Neck Bolt
FHMS	Flat Head Machine Screw
FTC	Full Thread Cap Screw
H	Hex Nut
HCLN	Hex Center Lock Nut
HFLCS	Hex Flange Lock Cap Screw
HFS	Hex Flange Screw
HFSLN	Hex Flange Serrated Lock Nut
HFSS	Hex Flange Serrated Screw
HHCS	Hex Head Cap Screw or Metric Bolt
HSBHCS	Hex Socket Button Head Cap Screw
HSFCHCS	Hex Socket Flat Countersunk Head Cap Screw
HSHCS	Hex Socket Head Cap Screw
HSSS	Hex Socket Head Screw
HTLN	Hex Top Lock Nut
HWHCS	Hex Washer Head Cap Screw

HWHMS	Hex Washer Head Machine Screw
HXBHCS	Hex Socket Button Head Cap Screw
J	Hex Jam Nut
JIC	37 Degree Tapered Thread
L	Helical Spring Lock Washer
LUG	Lug Bolt
NFC	National Fine Cap Screw
NPSM	National Pipe Straight Mechanical
NPTF	National Pipe Taper Fuel
P	Wide Plain Washer
PHMS	Pan Head Machine Screw
PLOW	Plow Bolt
RHMS	Round Head Machine Screw
RHSNB	Round Head Square Neck Bolt
SCREW LEVELING	Leveling Screw
SCREW THUMB	Thumb Screw
SCREW WELD	Weld Screw
SFCHMS	Slotted Flat Countersunk Head Machine Screw
SFHMS	Slotted Fillister Head Machine Screw
SP	Special
SP SCREW	Special Screw
SQHSS	Square Head Set Screw
SRHMS	Slotted Round Head Machine Screw
SSS	Socket Set Screw
STCS	Self Tapping Cap Screw
STHMS	Slotted Truss Head Machine Screw
WHEEL	Wheel Studs and Hub Long Bolts
WING	Wing Bolt

Replacement Hardware

The **Hardware Legend** above lists hardware abbreviations used in the parts lists. All bolts and nuts are grade 5 unless otherwise noted. The use of improper grades of hardware can result in personal injury, damage to equipment, or loss of property.

Serial Numbers

Always use the serial and model number when ordering parts. Refer to the operator's manual for serial number plate location.

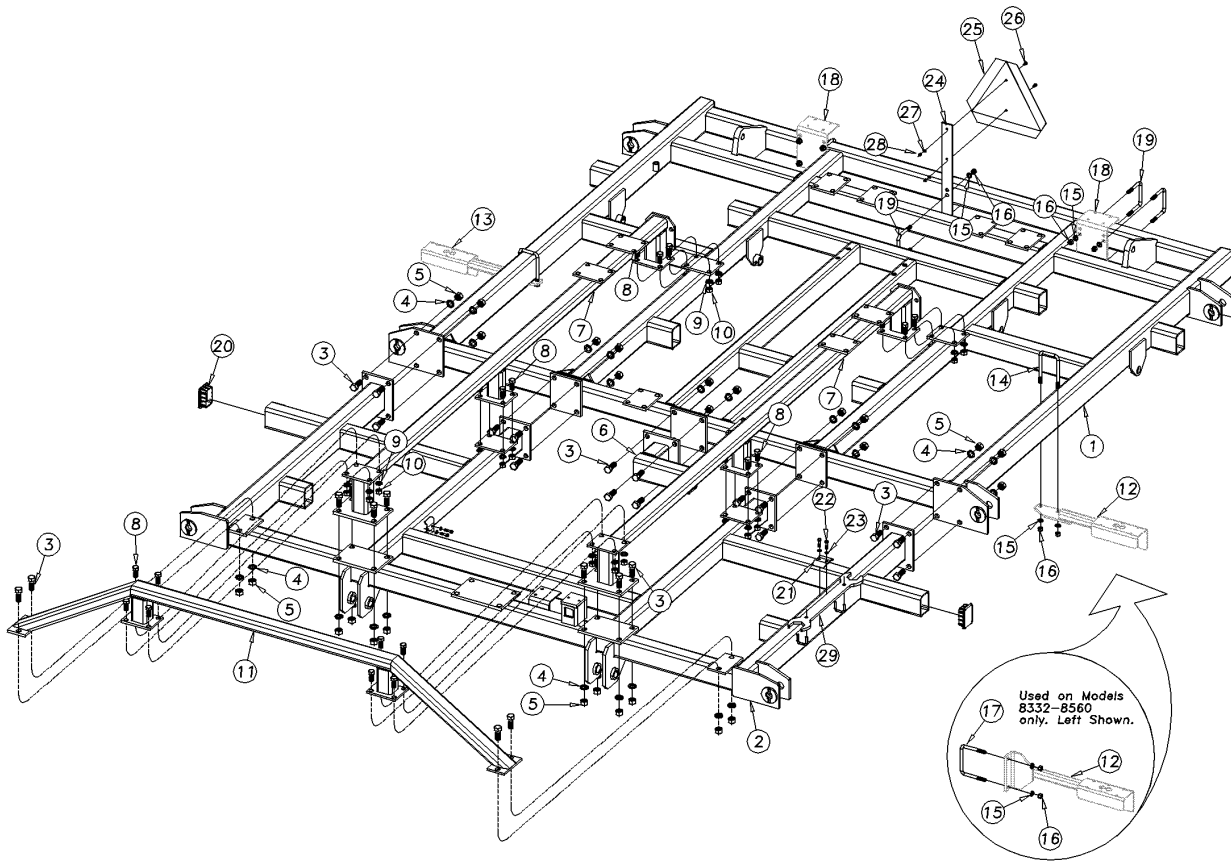
(S/N 20001+ or S/N 20001 and above) Includes serial numbers 20001 and above (to the latest number)

(S/N 10001+→20000) Includes serial numbers between 10000 and 20001

(S/N 10000- or S/N 10000 and below) Includes serial numbers 10000 and below (to the earliest number)

Center Frame Assembly

(Applies to 8323FCC, 8328FCC, 8332FCC, 8336FCC, 8539FCC, 8544FCC, 8548FCC, 8551FCC, 8556FCC, 8560FCC only)



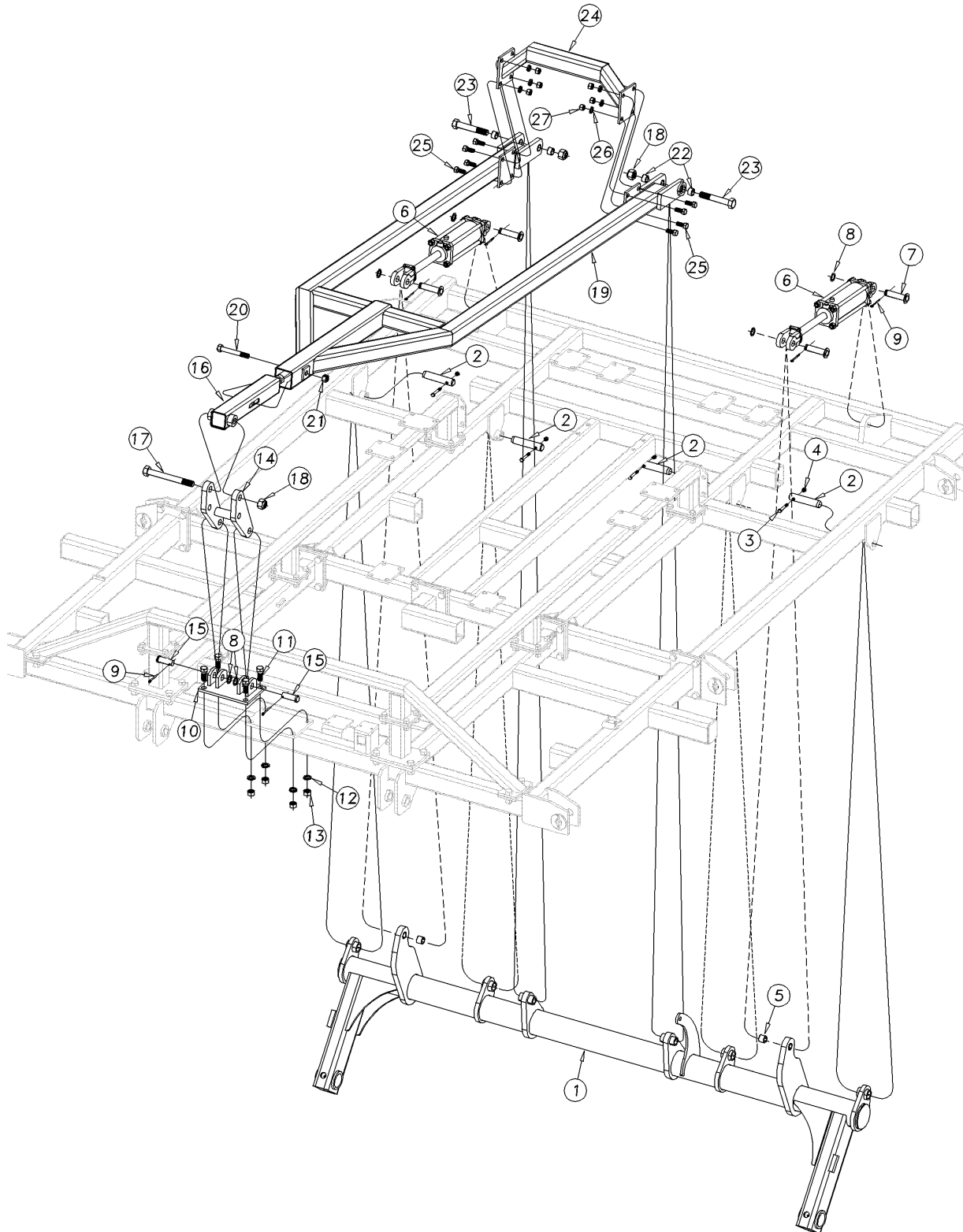
Center Frame Assembly

(Applies to 8323FCC, 8328FCC, 8332FCC, 8336FCC, 8539FCC, 8544FCC, 8548FCC, 8551FCC, 8556FCC, 8560FCC only)

Ref	Part No.	Part Description	Comments	Revision
	dwg41689	Image No.		
1.	560-327H	NARROW CENTER FRAME RIGID	Models 8323-8332, 8539-8548	
1.	560-343H	WIDE CENTER FRAME RIGID	Models 8336, 8551-8560	
2.	560-328H	NARROW CENTER BRACE BAR RIGID	Models 8323-8332, 8539-8548	
2.	560-344C	WIDE CENTER BRACE BAR RIGID	Models 8336, 8551-8560	
3.	802-064C	HHCS 3/4-10X2 GR5		
4.	804-023C	WASHER LOCK SPRING 3/4 PLT		
5.	803-027C	NUT HEX 3/4-10 PLT		
6.	560-456H	CENTER OFFSET STUB		
7.	560-359H	CENTER FRAME TRUSS RIGID		
8.	802-051C	HHCS 5/8-11X1 1/2 GR5		
9.	804-022C	WASHER LOCK SPRING 5/8 PLT		
10.	803-021C	NUT HEX 5/8-11 PLT		
11.	560-455H	BRACE BAR TRUSS	Models 8332, 8539-8548	
11.	560-454H	BRACE BAR TRUSS 8500FC WIDE	Models 8336, 8551-8560	
12.	560-398H	LIGHT BRACKET FC RH	Models 8323-8328	
12.	560-388H	LIGHT BRACKET FC RH	Models 8332-8560	
13.	560-399H	LIGHT BRACKET FC LH	Models 8323-8328	
13.	560-389H	LIGHT BRACKET FC LH	Models 8332-8560	
14.	806-122C	U-BOLT 1/2-13 X 3 1/32 X 6		
15.	804-015C	WASHER LOCK SPRING 1/2 PLT		
16.	803-020C	NUT HEX 1/2-13 PLT		
17.	806-159C	U-BOLT 1/2-13 X 5 1/32 X 4 1/2		
18.	556-231D	LIGHT MOUNTING BRACKET		
19.	806-206C	U-BOLT 1/2-13X4 1/32X4		
20.	817-585C	PLASTIC END CAP - 4X3X1/4 TUBE		
21.	502-068D	HYD HOSE CLAMP BRACKET		
22.	802-705C	HHCS 5/16-18X5/8	Single set of Hoses	
22.	802-010C	HHCS 5/16-18X1 1/4 GR5	Double set of Hoses	
22.	802-115C	HHCS 5/16-18X2 GR5	Triple set of Hoses	
23.	804-009C	WASHER LOCK SPRING 5/16 PLT		
24.	556-232D	FLAT - 1/4 X 2, SMV POST		
25.	818-055C	DECAL SLOW MOVING-GALV. BACKED		
26.	801-005C	SCREW PAN HD 1/4-20 X 3/4		
27.	804-006C	WASHER LOCK SPRING 1/4 PLT		
28.	803-006C	NUT-HEX 1/4-20 PLT		
29.	586-158D	TRNBCKLE WRENCH 2 5/16-1 15/16		

Torque Tube & Level Bar Assembly

(Applies to 8323FCC, 8328FCC, 8332FCC, 8336FCC, 8539FCC, 8544FCC, 8548FCC, 8551FCC, 8556FCC, 8560FCC only)



41700

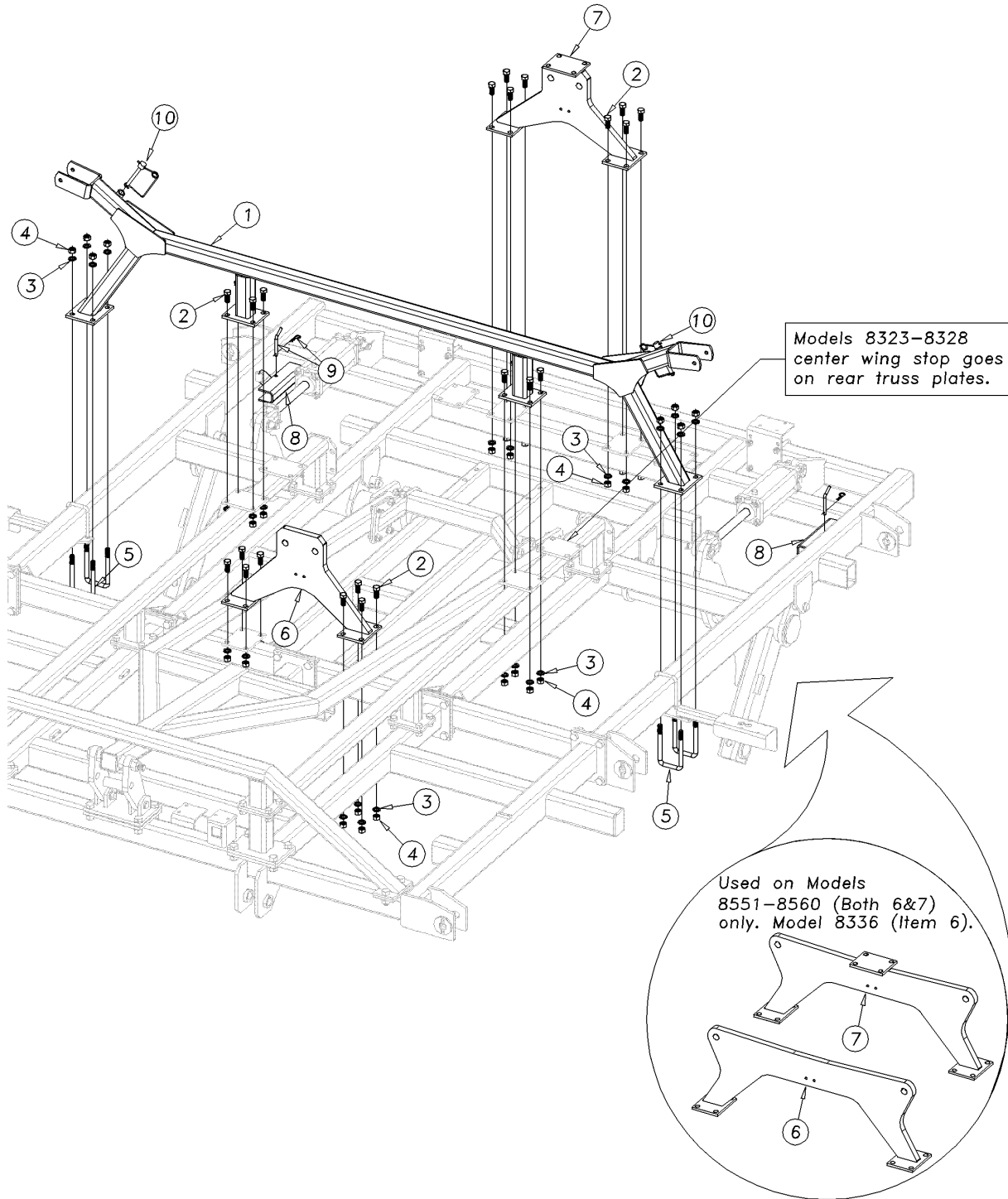
Torque Tube & Level Bar Assembly

(Applies to 8323FCC, 8328FCC, 8332FCC, 8336FCC, 8539FCC, 8544FCC, 8548FCC, 8551FCC, 8556FCC, 8560FCC only)

Ref	Part No.	Part Description	Comments	Revision
	dwg41700	Image No.		
1.	560-333H	NARROW TORQUE TUBE RIGID	Models 8323 & 8328	
1.	560-334H	NARROW TORQUE TUBE RIGID HEAVY	Models 8332, 8539-8548	
1.	560-345H	CENTER T.T. WIDE RIGID HEAVY	Models 8551-8560	
1.	560-346H	CENTER T.T. WIDE RIGID	Models 8336	
2.	805-378C	PIN HINGE 1 1/4X6 HRDN PLT		
3.	802-623C	HHCS 3/8-16X2 1/4 GR8 SP THD		
4.	803-123C	NUT HEX TOP LOCK 3/8-16 PLT		
5.	890-005C	BUSHING CYL 1 1/4 X 1 X 1		
6.	810-479C	CYL REP 3.50X8X1.25 TIE 3000#	Models 8323-8336 Refer to "Hydraulic Cylinder" for breakdown.	
6.	810-480C	CYL REP 3.75X8X1.38 TIE 3000#	Models 8539-8548 Refer to "Hydraulic Cylinder" for breakdown.	
6.	810-138C	CYL REP 4X8X1.38 ROD TIE 3000#	Models 8551-8560 Refer to "Hydraulic Cylinder" for breakdown.	
7.	805-396C	PIN CLEVIS 1 X 3 1/8 USABLE		
8.	804-192C	WASHER MACH 1.5X1.00X.075		
9.	805-058C	PIN COTTER 3/16 X 2		
10.	550-342H	H-BRKT MOUNTING PLATE		
11.	802-064C	HHCS 3/4-10X2 GR5		
12.	804-023C	WASHER LOCK SPRING 3/4 PLT		
13.	803-027C	NUT HEX 3/4-10 PLT		
14.	550-332H	H-BRACKET		
15.	805-134C	PIN CLEVIS 1 X 2 29/64 USABLE		
16.	550-459S	LEVEL BAR SLIDE TUBE ASSEMBLY		
17.	802-783C	HHCS 1-8X9 GR8 PLT		
18.	803-168C	NUT TOP LOCK 1-8 PLT		
19.	560-369H	LEVEL BAR 8000FC RG	Models 8323-8332, 8539-8548	
19.	560-376H	LEVEL BAR 8000FC RG WIDE	Models 8336, 8551-8560	
20.	802-594C	HHCS 3/4-10X5 1/2 GR5		
21.	803-026C	NUT LOCK 3/4-10 PLT		
22.	890-143C	1 1/4 X 1 X 3/4 HDR BUSHING		
23.	802-715C	HHCS 1-8X6 GR8 PLT SPCL THREAD		
24.	560-427H	LEVEL BAR CROSS TUBE	Models 8323-8332, 8539-8548	
24.	560-434H	LEVEL BAR CROSS TUBE WIDE RG	Models 8336, 8551-8560	
25.	802-051C	HHCS 5/8-11X1 1/2 GR5		
26.	804-022C	WASHER LOCK SPRING 5/8 PLT		
27.	803-021C	NUT HEX 5/8-11 PLT		

Center Fold Assembly

(Applies to 8323FCC, 8328FCC, 8332FCC, 8336FCC, 8539FCC, 8544FCC, 8548FCC, 8551FCC, 8556FCC, 8560FCC only)



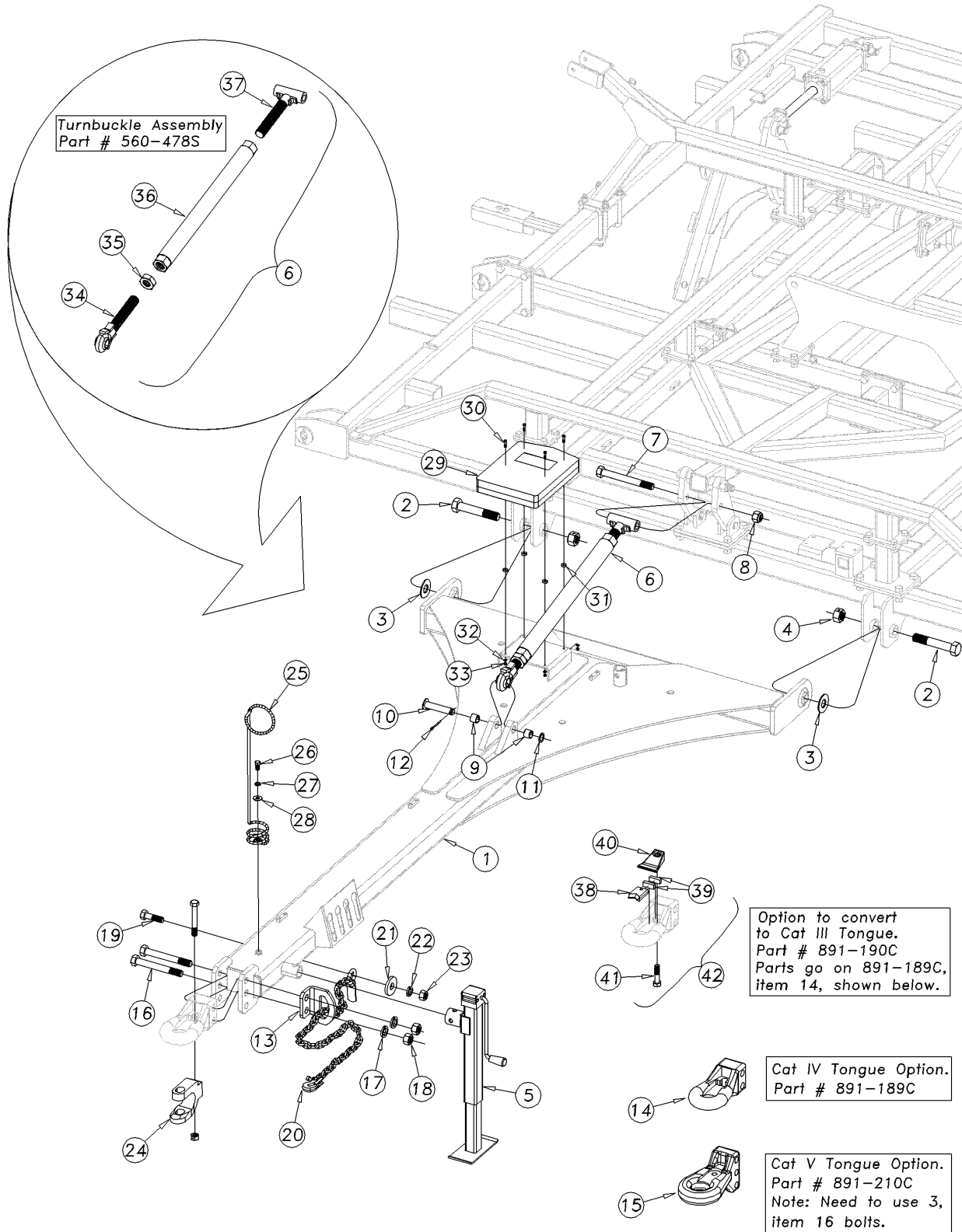
Center Fold Assembly

(Applies to 8323FCC, 8328FCC, 8332FCC, 8336FCC, 8539FCC, 8544FCC, 8548FCC, 8551FCC, 8556FCC, 8560FCC only)

Ref	Part No.	Part Description	Comments	Revision
	dwg41690	Image No.		
1.	560-387H	CENTER WING STOP - 8300FC	Models 8323-8332	
1.	560-441H	CNTR WING STOP - 8300FC WIDE	Models 8336	
1.	560-411H	WING STOP ASSEMBLY	Models 8539-8548	
1.	560-440H	CNTR WING STOP - 8500FC WIDE	Models 8551-8560	
2.	802-051C	HHCS 5/8-11X1 1/2 GR5		
3.	804-022C	WASHER LOCK SPRING 5/8 PLT		
4.	803-021C	NUT HEX 5/8-11 PLT		
5.	806-178C	U-BOLT 5/8-11 X 3 1/32 X 6 1/2		
6.	560-386H	CENTER FOLD BRACKET - FRONT	Models 8323-8332, 8539-8548	
6.	560-438H	CENTER FOLD BRACKET - FRONT WI	Models 8336, 8551-8560	
7.	560-453H	CENTER FOLD BRACKET - REAR	Models 8539-8548	
7.	560-439H	CENTER FOLD BRACKET - REAR WID	Models 8551-8560	
8.	576-059D	CYLINDER TRANSPORT LOCK		
9.	805-001C	PIN 3/8 X 3 USABLE LW/PIN		
10.	805-379C	PIN HITCH 1/2X4 1/2 W/KEEPER		

Hitch Assembly

(Applies to 8323FCC, 8328FCC, 8332FCC, 8336FCC, 8539FCC, 8544FCC, 8548FCC, 8551FCC, 8556FCC, 8560FCC only)



41692

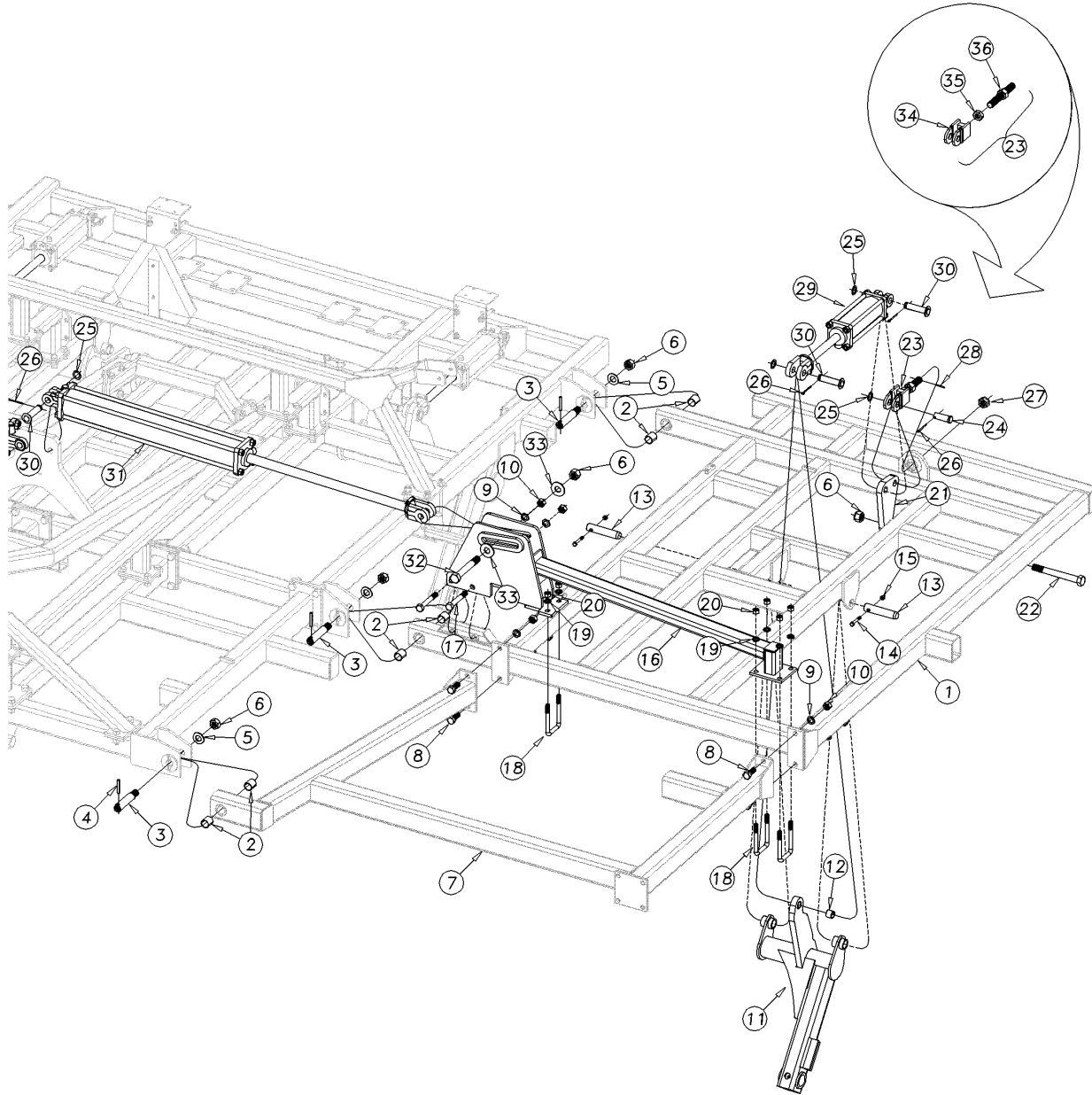
Hitch Assembly

(Applies to 8323FCC, 8328FCC, 8332FCC, 8336FCC, 8539FCC, 8544FCC, 8548FCC, 8551FCC, 8556FCC, 8560FCC only)

Ref	Part No.	Part Description	Comments	Revision
	dwg41692	Image No.		
1.	560-352H	NARROW RIGID HITCH TONGUE	Models 8323-8332, 8539-8548	
1.	560-354H	WIDE FLOATING HITCH TONGUE	Models 8336, 8551-8560 (shown)	
2.	802-795C	HHCS 1 1/4-7X7 GR8 PLT		
3.	804-035C	WASHER FLAT 1 1/4 USS PLT		
4.	803-314C	NUT HEX TOP LOCK 1 1/4-7 PLT		
5.	890-977C	SQUARE SCREW JACK 5000LBS.		
6.	560-478S	TURNBUCKLE ASSEMBLY		
7.	802-783C	HHCS 1-8X9 GR8 PLT		
8.	803-168C	NUT TOP LOCK 1-8 PLT		
9.	890-005C	BUSHING CYL 1 1/4 X 1 X 1		
10.	805-360C	PIN 1 X 4 1/2 USEABLE		
11.	804-192C	WASHER MACH 1.5X1.00X.075		
12.	805-058C	PIN COTTER 3/16 X 2		
13.	556-236D	SAFETY CHAIN SUPPORT		
14.	891-189C	HITCH BASE - CAT III & IV		
15.	891-210C	CAT V PERFECT HITCH		
16.	575-164D	1" X 7" GRADE 8 SPECIAL THREAD		
17.	804-027C	WASHER LOCK SPRING 1 PLT		
18.	803-031C	NUT HEX 1-8 PLT		
19.	802-332C	HHCS 7/8-9X3 GR5		
20.	566-170D	SAFETY CHAIN 20000 LB	Models 8539-8560 S/N GP-1681CC+ Rev. 2	
20.	566-169D	SAFETY CHAIN 16100 LB	Models 8323-8336 (8539-8560 S/N GP-1680CC-)	Rev. 1
21.	804-134C	WASHER FLAT 7/8 USS PLT		
22.	804-037C	WASHER LOCK SPRING 7/8 PLT		
23.	803-049C	NUT HEX 7/8-9 PLT		
24.	890-798C	HITCH CLEVIS W/BOLT	Do not use if Tractor drawbar has hammer strap. Will not work with Cat V.	
25.	807-073C	SPRING HOSE LOOP HEAVY		
26.	802-258C	HHCS 1/2-13X1 GR5		
27.	804-015C	WASHER LOCK SPRING 1/2 PLT		Rev. 2
28.	804-017C	WASHER FLAT 1/2 USS PLT		
29.	817-516C	MANUAL PAK 1" W/GASKET		
30.	801-005C	SCREW PAN HD 1/4-20 X 3/4		
31.	817-042C	MINI END WHEEL PRESS WHEEL		
32.	804-006C	WASHER LOCK SPRING 1/4 PLT		
33.	803-006C	NUT-HEX 1/4-20 PLT		
34.	566-042H	TURNBUCKLE SUB WELDMENT		
35.	803-063C	NUT HEX JAM 1 1/2-6 PLT		
36.	575-529H	TURNBUCKLE TUBE		
37.	586-025H	TURNBUCKLE T-END TT		
38.	PPI-203VR	V-BLOCK		
39.	PPI-205H	CUSHION		
40.	PPI-302V	TOP PLATE - CAT 3		
41.	802-383C	HHCS 3/4-10X3 GR5		
42.	586-241V	HITCH TONGUE CAT III ASSEMBLY	Includes items 14, 38-41	

8323 & 8328 Wing Assembly

(Applies to 8323FCC, 8328FCC only)



41696

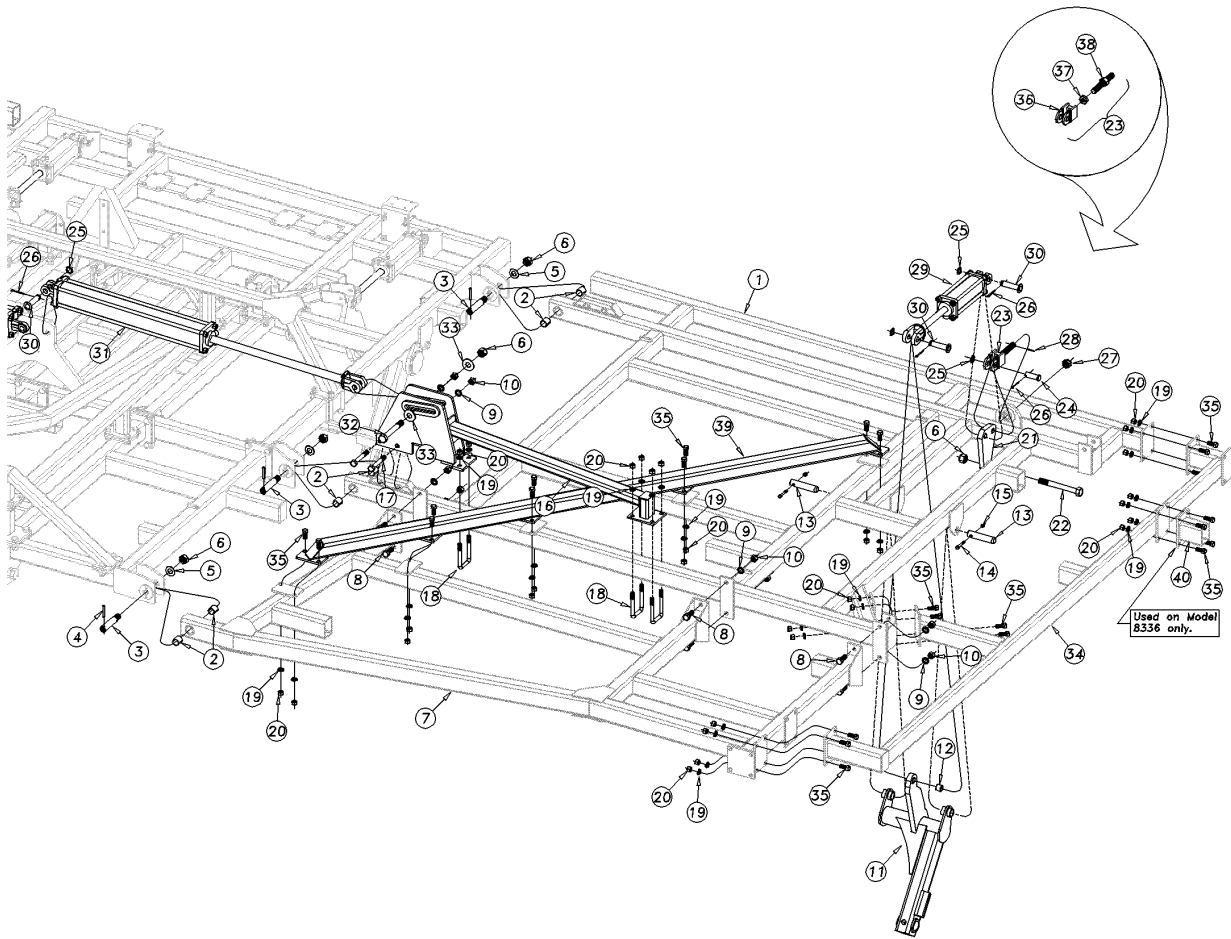
8323 & 8328 Wing Assembly

(Applies to 8323FCC, 8328FCC only)

Ref	Part No.	Part Description	Comments	Revision
	dwg41696	Image No.		
1.	560-394H	6 FT INSIDE WING RH	Models 8323	
1.	560-395H	6 FT INSIDE WING LH	Models 8323 (shown)	
1.	560-404H	9 FT OUTSIDE WING RH	Models 8328	
1.	560-405H	9 FT OUTSIDE WING LH	Models 8328	
2.	817-876C	SLEEVE BEARING 1 1/4 I.D.		
3.	805-429C	HINGE PIN - 1 1/4 OD X 6 1/4 L		
4.	805-441C	PIN SPIROL 3/8 X 2 1/2 PLATED		Rev. 2
4.	805-255C	PIN ROLL 3/8 X 2 1/2 PLT	Replaced by 805-441C	Rev. 1
5.	804-029C	WASHER FLAT 1 SAE		
6.	803-168C	NUT HEX TOP LOCK 1-8 PLT		
7.	560-396H	6' INSIDE WING BRACE	Models 8323	
7.	560-406H	9' INSIDE WING BRACE	Models 8328 (shown)	
8.	802-064C	HHCS 3/4-10X2 GR5		
9.	804-023C	WASHER LOCK SPRING 3/4 PLT		
10.	803-027C	NUT HEX 3/4-10 PLT		
11.	560-366H	WING WHEEL ARM RH RIGID		
11.	560-367H	WING WHEEL ARM LH RIGID	(shown)	
12.	890-005C	BUSHING CYL 1 1/4 X 1 X 1		
13.	805-378C	PIN HINGE 1 1/4X6 HRDN PLT		
14.	802-623C	HHCS 3/8-16X2 1/4 GR8 SP THD		
15.	803-123C	NUT HEX TOP LOCK 3/8-16 PLT		
16.	560-403H	WING FOLD BRACKET 8300FC		
17.	802-069C	HHCS 3/4-10X5 GR5		
18.	806-079C	U-BOLT 5/8-11 X 3 1/32 X 5 1/2		
19.	804-022C	WASHER LOCK SPRING 5/8 PLT		
20.	803-021C	NUT HEX 5/8-11 PLT		
21.	560-485D	CYLINDER MOUNT PLATE		
22.	802-783C	HHCS 1-8X9 GR8 PLT		
23.	560-402S	ADJUSTMENT BOLT ASSEMBLY	Includes items 34-36	
24.	805-134C	PIN CLEVIS 1 X 2 29/64 USABLE		
25.	804-192C	WASHER MACH 1.5X1.00X.075		
26.	805-058C	PIN COTTER 3/16 X 2		
27.	803-071C	NUT HEX SLOTTED 1-8 PLT.		
28.	805-024C	PIN ROLL 3/16X 1 1/2 PLT		
29.	810-478C	CYL REP 3.25X8X1.25 TIE 3000#		
30.	805-396C	PIN CLEVIS 1 X 3 1/8 USABLE		
31.	810-488C	CYL 4X30X1.5 TIE 40.63 CL 3000		
32.	575-164D	1"X7"GRADE 8 SPECIALTHREAD		
33.	804-028C	WASHER FLAT 1 USS PLT		
34.	560-401H	ADJUSTMENT BOLT CLEVIS END		
35.	803-030C	NUT HEX JAM 1-8 PLT		
36.	560-518H	ADJUSTMENT ROD WELDMENT		

8332 & 8336 Wing Assembly

(Applies to 8332FCC, 8336FCC only)



41693

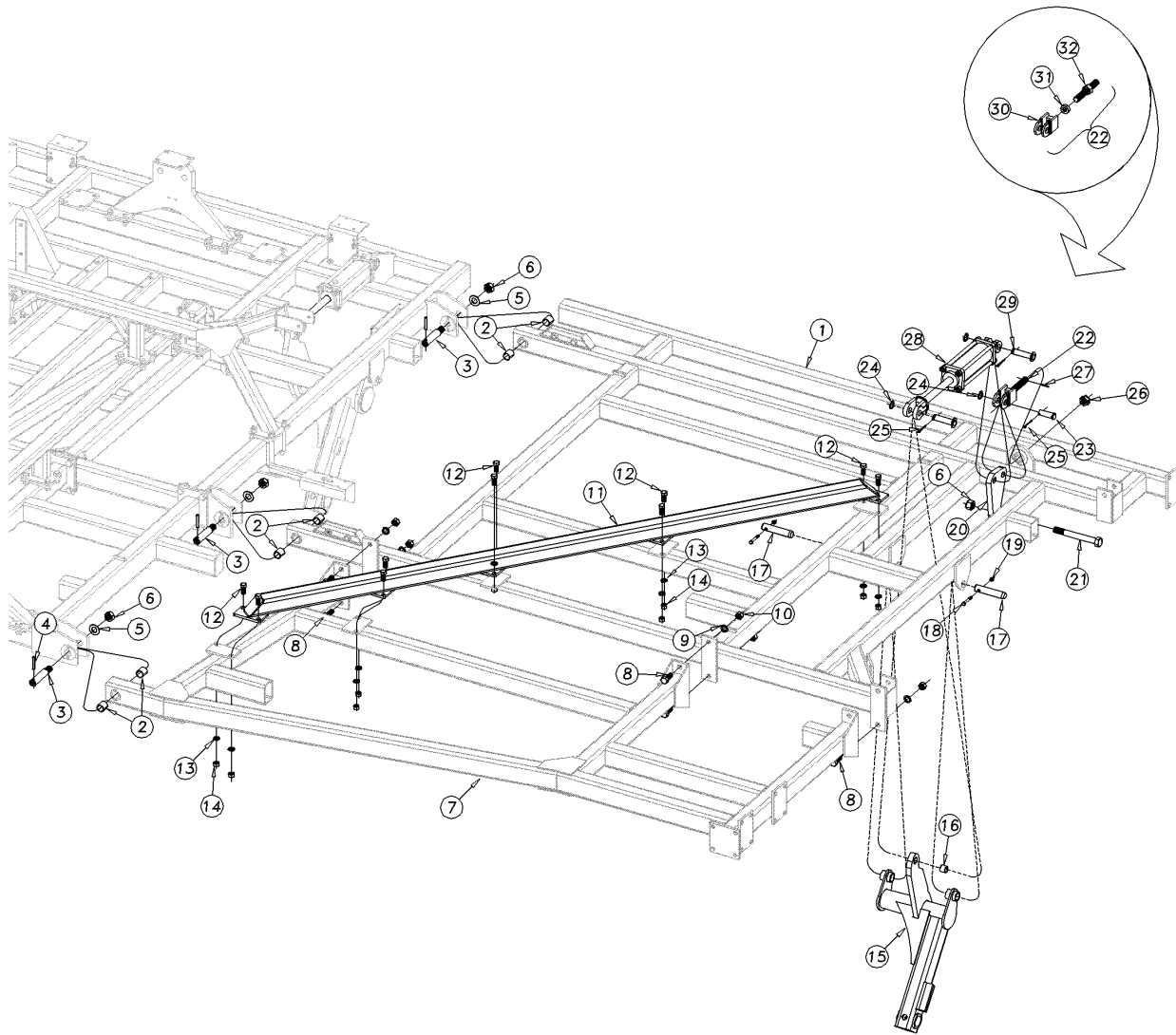
8332 & 8336 Wing Assembly

(Applies to 8332FCC, 8336FCC only)

Ref	Part No.	Part Description	Comments	Revision
	dwg41693	Image No.		
1.	560-349H	10' INSIDE WING RIGID LH		
1.	560-350H	10' INSIDE WING RIGID LH	(shown)	
2.	817-876C	SLEEVE BEARING 1 1/4 I.D.		
3.	805-429C	HINGE PIN - 1 1/4 OD X 6 1/4 L		
4.	805-441C	PIN SPIROL 3/8 X 2 1/2 PLATED		Rev. 2
4.	805-255C	PIN ROLL 3/8 X 2 1/2 PLT	Replaced by 805-441C	Rev. 1
5.	804-029C	WASHER FLAT 1 SAE		
6.	803-168C	NUT TOP LOCK 1-8 PLT		
7.	560-423H	10' INSIDE WING BRACE RG RH		
7.	560-424H	10' INSIDE WING BRACE RG LH	(shown)	
8.	802-064C	HHCS 3/4-10X2 GR5		
9.	804-023C	WASHER LOCK SPRING 3/4 PLT		
10.	803-027C	NUT HEX 3/4-10 PLT		
11.	560-366H	WING WHEEL ARM RH RIGID		
11.	560-367H	WING WHEEL ARM RH RIGID	(shown)	
12.	890-005C	BUSHING CYL 1 1/4 X 1 X 1		
13.	805-378C	PIN HINGE 1 1/4X6 HRDN PLT		
14.	802-623C	HHCS 3/8-16X2 1/4 GR8 SP THD		
15.	803-123C	NUT HEX TOP LOCK 3/8-16 PLT		
16.	560-403H	WING FOLD BRACKET 8300FC		
17.	802-069C	HHCS 3/4-10X5 GR5		
18.	806-079C	U-BOLT 5/8-11 X 3 1/32 X 5 1/2		
19.	804-022C	WASHER LOCK SPRING 5/8 PLT		
20.	803-021C	NUT HEX 5/8-11 PLT		
21.	560-485D	CYLINDER MOUNT PLATE		
22.	802-783C	HHCS 1-8X9 GR8 PLT		
23.	560-402S	ADJUSTMENT BOLT ASSEMBLY	Includes items 36-38	
24.	805-134C	PIN CLEVIS 1 X 2 29/64 USABLE		
25.	804-192C	WASHER MACH 1.5X1.00X.075		
26.	805-058C	PIN COTTER 3/16 X 2		
27.	803-071C	NUT HEX SLOTTED 1-8 PLT.		
28.	805-024C	PIN ROLL 3/16X 1 1/2 PLT		
29.	810-478C	CYL REP 3.25X8X1.25 TIE 3000#		
30.	805-396C	PIN CLEVIS 1 X 3 1/8 USABLE		
31.	810-488C	CYL 4X30X1.5 TIE 40.63 CL 3000		
32.	575-164D	1" X 7" GRADE 8 SPECIAL THREAD		
33.	804-028C	WASHER FLAT 1 USS PLT		
34.	560-442H	8332-36 WING EXTENSION		
35.	802-051C	HHCS 5/8-11X1 1/2 GR5		
36.	560-401H	ADJUSTMENT BOLT CLEVIS END		
37.	803-030C	NUT HEX JAM 1-8 PLT		
38.	560-518H	ADJUSTMENT ROD WELDMENT		
39.	560-421H	WING TRUSS RH		
39.	560-422H	WING TRUSS LH	(shown)	
40.	560-019H	5" BOLT-ON STUB		

5-Section Inside Wing Assembly

(Applies to 8539FCC, 8544FCC, 8548FCC, 8551FCC, 8556FCC, 8560FCC only)



41694

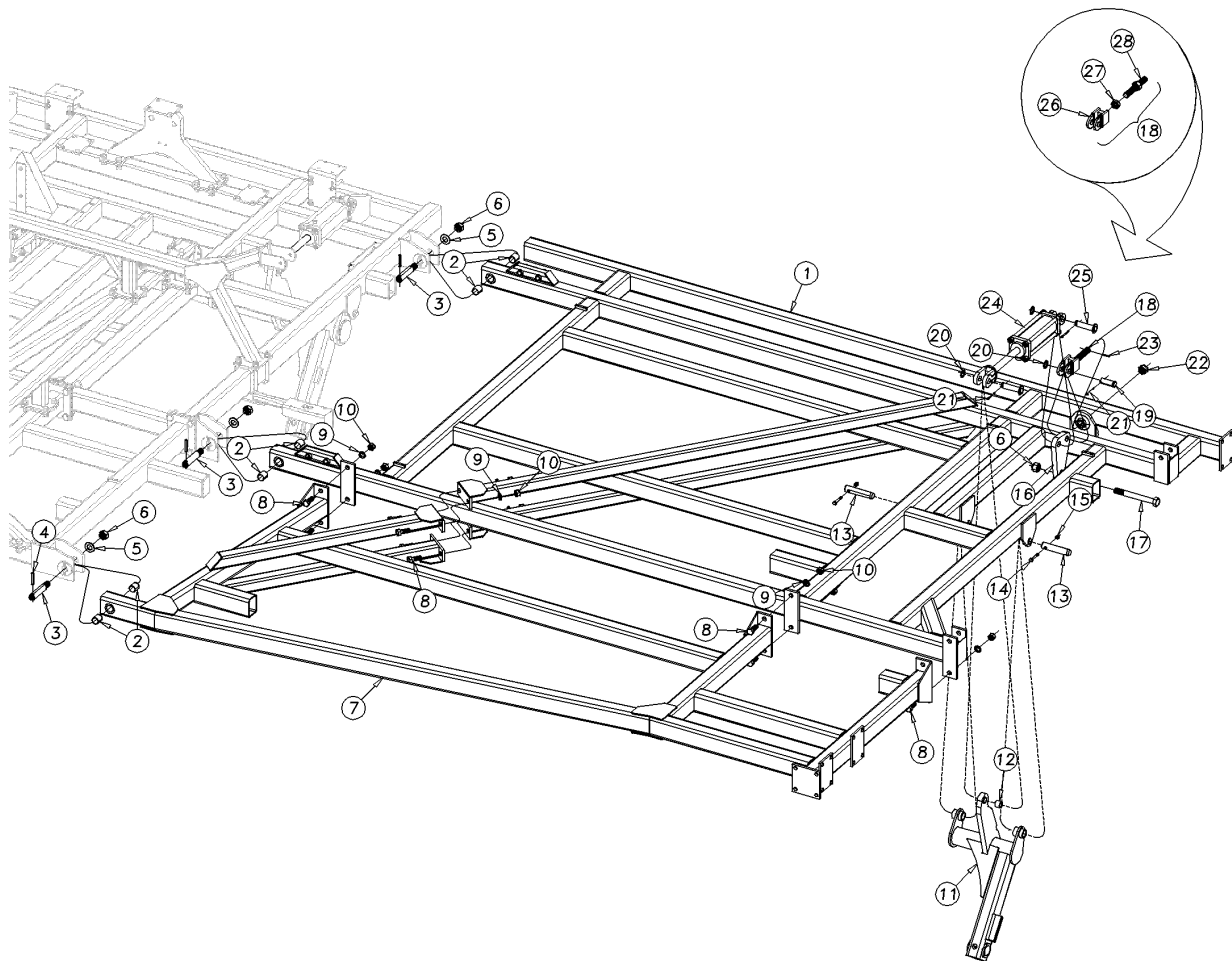
5-Section Inside Wing Assembly

(Applies to 8539FCC, 8544FCC, 8548FCC, 8551FCC, 8556FCC, 8560FCC only)

Ref	Part No.	Part Description	Comments	Revision
	dwg41694	Image No.		
1.	560-347H	8' INSIDE WING RIGID RH	Models 8539	
1.	560-348H	8' INSIDE WING RIGID LH	Models 8539	
1.	560-349H	10' INSIDE WING RIGID LH	Models 8544-8551	
1.	560-350H	10' INSIDE WING RIGID LH	Models 8544-8551 (shown)	
1.	560-381H	12 FT INSIDE WING RIGID RH	Models 8556 & 8560 (S/N 2296CC-)	
1.	560-382H	12 FT INSIDE WING RIGID LH	Models 8556 & 8560 (S/N 2296CC-)	
2.	817-876C	SLEEVE BEARING 1 1/4 I.D.		
3.	805-429C	HINGE PIN - 1 1/4 OD X 6 1/4 L		
4.	805-441C	PIN SPIROL 3/8 X 2 1/2 PLATED		Rev. 2
4.	805-255C	PIN ROLL 3/8 X 2 1/2 PLT	Replaced by 805-441C	Rev. 1
5.	804-029C	WASHER FLAT 1 SAE		
6.	803-168C	NUT HEX TOP LOCK 1-8 PLT		
7.	560-425H	8' INSIDE RIGID WING BRACE	Models 8539	
7.	560-423H	10' INSIDE RIGID WING BRACE RH	Models 8544-8551	
7.	560-424H	10' INSIDE RIGID WING BRACE LH	Models 8544-8551 (shown)	
7.	560-450H	12' INSIDE WING BRACE RIGID RH	Models 8556 & 8560 (S/N 2296CC-)	
7.	560-451H	12' INSIDE WING BRACE RIGID LH	Models 8556 & 8560 (S/N 2296CC-)	
8.	802-064C	HHCS 3/4-10X2 GR5		
9.	804-023C	WASHER LOCK SPRING 3/4 PLT		
10.	803-027C	NUT HEX 3/4-10 PLT		
11.	560-421H	WING TRUSS RH	Models 8544-8551	
11.	560-422H	WING TRUSS LH	Models 8544-8551 (shown)	
11.	560-447H	12' WING TRUSS RH	Models 8556 & 8560 (S/N 2296CC-)	
11.	560-448H	12' WING TRUSS LH	Models 8556 & 8560 (S/N 2296CC-)	
12.	802-051C	HHCS 5/8-11X1 1/2 GR5		
13.	804-022C	WASHER LOCK SPRING 5/8 PLT		
14.	803-021C	NUT HEX 5/8-11 PLT		
15.	560-366H	WING WHEEL ARM RH RIGID		
15.	560-367H	WING WHEEL ARM LH RIGID	(shown)	
16.	890-005C	BUSHING CYL 1 1/4 X 1 X 1		
17.	805-378C	PIN HINGE 1 1/4X6 HRDN PLT		
18.	802-623C	HHCS 3/8-16X2 1/4 GR8 SP THD		
19.	803-123C	NUT HEX TOP LOCK 3/8-16 PLT		
20.	560-485D	CYLINDER MOUNT PLATE		
21.	802-783C	HHCS 1-8X9 GR8 PLT		
22.	560-402S	ADJUSTMENT BOLT ASSEMBLY		
23.	805-134C	PIN CLEVIS 1 X 2 29/64 USABLE		
24.	804-192C	WASHER MACH 1.5X1.00X.075		
25.	805-058C	PIN COTTER 3/16 X 2		
26.	803-071C	NUT HEX SLOTTED 1-8 PLT.		
27.	805-024C	PIN ROLL 3/16X 1 1/2 PLT		
28.	810-479C	CYL REP 3.50X8X1.25 TIE 3000#	Models 8539-8548.	
28.	810-480C	CYL REP 3.75X8X1.38 TIE 3000#	Models 8551-8560	
29.	805-396C	PIN CLEVIS 1 X 3 1/8 USABLE		
30.	560-401H	ADJUSTMENT BOLT CLEVIS END		
31.	803-030C	NUT HEX JAM 1-8 PLT		
32.	560-518H	ADJUSTMENT ROD WELDMENT		

5-Section Inside Wing Assembly (S/N 2297CC+)

(Applies to 8556FCC, 8560FCC only)



43594

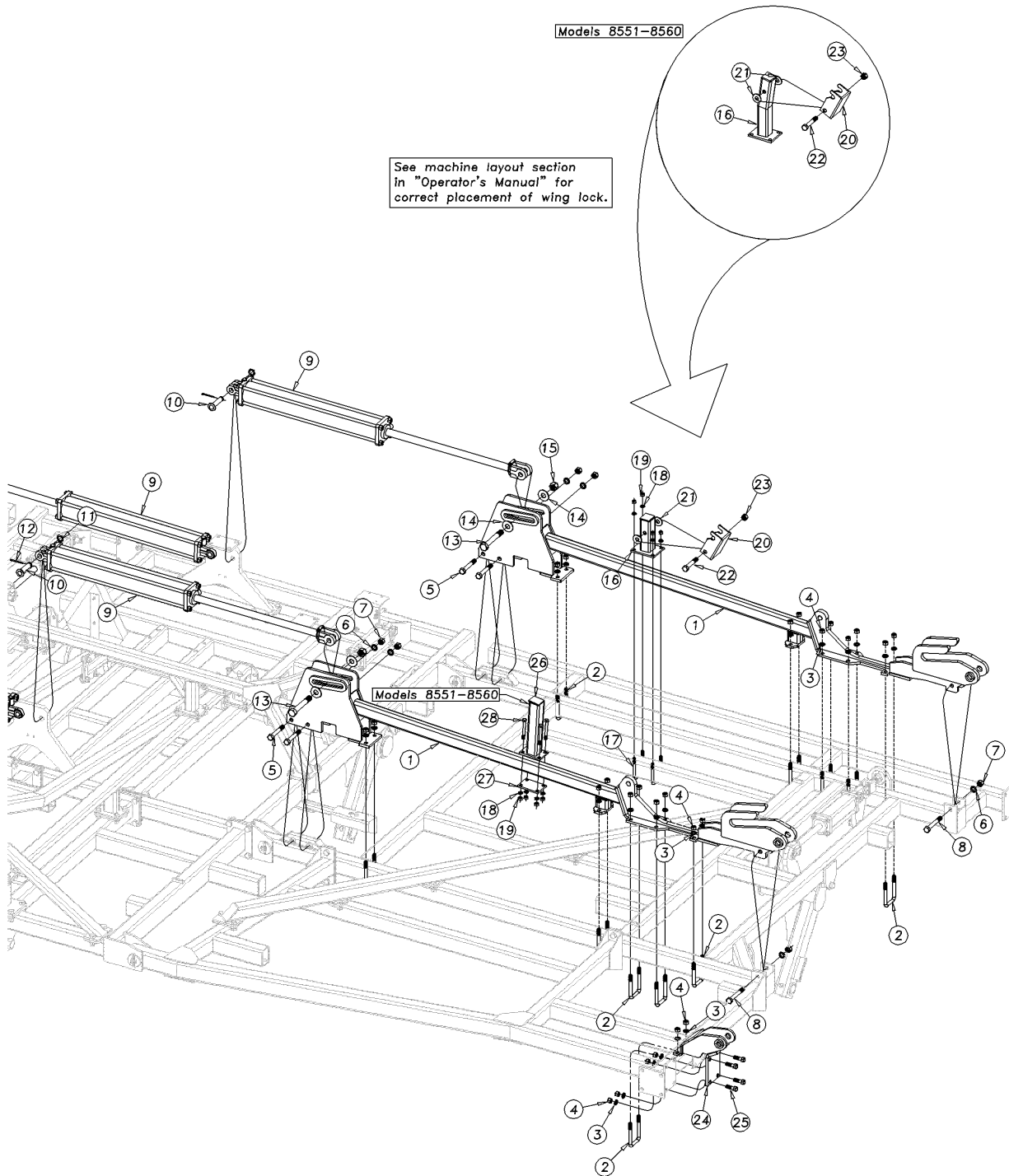
5-Section Inside Wing Assembly (S/N 2297CC+)

(Applies to 8556FCC, 8560FCC only)

Ref	Part No.	Part Description	Comments	Revision
	dwg43594	Image No.		
1.	560-554H	12' INSIDE WING RIGID RH		
1.	560-555H	12' INSIDE WING RIGID LH	(shown)	
2.	817-876C	SLEEVE BEARING 1 1/4 I.D.		
3.	805-429C	HINGE PIN - 1 1/4 OD X 6 1/4 L		
4.	805-441C	PIN SPIROL 3/8 X 2 1/2 PLATED		
5.	804-029C	WASHER FLAT 1 SAE		
6.	803-168C	NUT HEX TOP LOCK 1-8 PLT		
7.	560-550H	12' INSIDE WING BRACE RIGID		
8.	802-064C	HHCS 3/4-10X2 GR5		
9.	804-023C	WASHER LOCK SPRING 3/4 PLT		
10.	803-027C	NUT HEX 3/4-10 PLT		
11.	560-366H	WING WHEEL ARM RH RIGID		
11.	560-367H	WING WHEEL ARM LH RIGID	(shown)	
12.	890-005C	BUSHING CYL 1 1/4 X 1 X 1		
13.	805-378C	PIN HINGE 1 1/4X6 HRDN PLT		
14.	802-623C	HHCS 3/8-16X2 1/4 GR8 SP THD		
15.	803-123C	NUT HEX TOP LOCK 3/8-16 PLT		
16.	560-485D	CYLINDER MOUNT PLATE		
17.	802-783C	HHCS 1-8X9 GR8 PLT		
18.	560-402S	ADJUSTMENT BOLT ASSEMBLY	Includes items 26-28	
19.	805-134C	PIN CLEVIS 1 X 2 29/64 USABLE		
20.	804-192C	WASHER MACH 1.5X1.00X.075		
21.	805-058C	PIN COTTER 3/16 X 2		
22.	803-071C	NUT HEX SLOTTED 1-8 PLT.		
23.	805-024C	PIN ROLL 3/16X 1 1/2 PLT		
24.	810-480C	CYL REP 3.75X8X1.38 TIE 3000#		
25.	805-396C	PIN CLEVIS 1 X 3 1/8 USABLE		
26.	560-401H	ADJUSTMENT BOLT CLEVIS END		
27.	803-030C	NUT HEX JAM 1-8 PLT		
28.	560-518H	ADJUSTMENT ROD WELDMENT		

5-Section Fold Wing Assembly

(Applies to 8539FCC, 8544FCC, 8548FCC, 8551FCC, 8556FCC, 8560FCC only)



5-Section Fold Wing Assembly

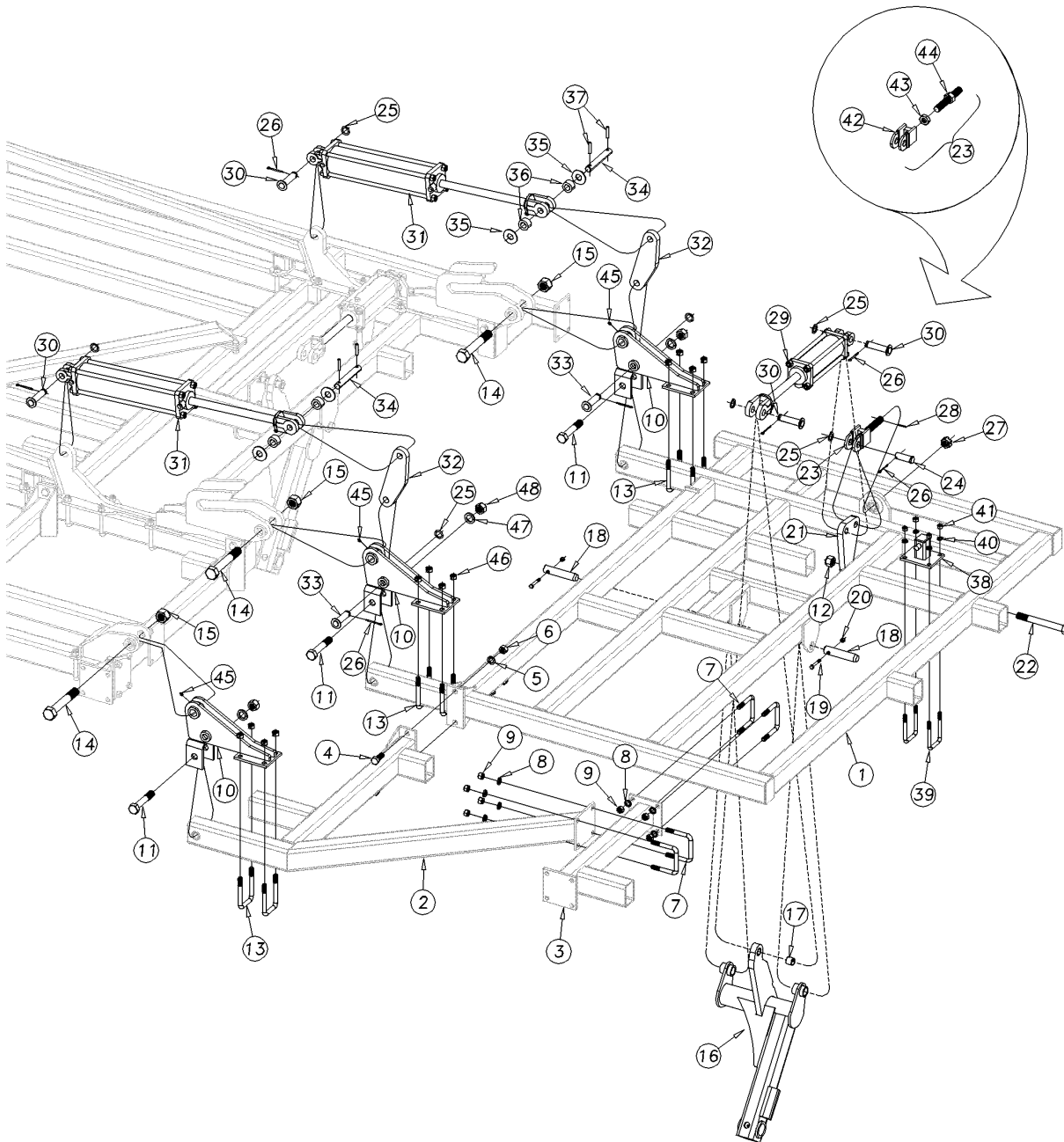
(Applies to 8539FCC, 8544FCC, 8548FCC, 8551FCC, 8556FCC, 8560FCC only)

Ref	Part No.	Part Description	Comments	Revision
	dwg41770	Image No.		
1.	560-433H	8' WING FOLDING BRACKET	Models 8539	
1.	560-416H	10' WING FOLDING BRACKET	Models 8544-8551 (shown)	
1.	560-444H	12' WING FOLD BRACKET	Models 8560	
2.	806-079C	U-BOLT 5/8-11 X 3 1/32 X 5 1/2		
3.	804-022C	WASHER LOCK SPRING 5/8 PLT		
4.	803-021C	NUT HEX 5/8-11 PLT		
5.	802-069C	HHCS 3/4-10X5 GR5		
6.	804-023C	WASHER LOCK SPRING 3/4 PLT		
7.	803-027C	NUT HEX 3/4-10 PLT		
8.	802-594C	HHCS 3/4-10X5 1/2 GR5		
9.	810-488C	CYL 4X30X1.5 TIE 40.63 CL 3000		
10.	805-396C	PIN CLEVIS 1 X 3 1/8 USABLE		
11.	804-192C	WASHER MACH 1.5X1.00X.075		
12.	805-058C	PIN COTTER 3/16 X 2		
13.	575-164D	1"X7"GRADE 8 SPECIALTHREAD		
14.	804-028C	WASHER FLAT 1 USS PLT		
15.	803-168C	NUT HEX TOP LOCK 1-8 PLT		
16.	560-010H	WING LOCK MOUNT	Models 8539-8548	
16.	560-134H	WING LOCK MOUNT	Models 8551-8566	
16.	560-542H	WING LOCK MOUNT 8560FC	Models 8560	
17.	806-189C	U-BOLT 1/2-13X3 1/32X5		
18.	804-015C	WASHER LOCK SPRING 1/2 PLT		
19.	803-020C	NUT HEX 1/2-13 PLT		
20.	560-013H	AUTOMATIC WING LATCH		
21.	804-024C	WASHER FLAT 3/4 USS PLT		
22.	802-192C	HHCS 3/4-10X4 1/2 GR5		
23.	803-026C	NUT LOCK 3/4-10 PLT		
24.	560-420H	INSIDE WING HINGE		
25.	802-051C	HHCS 5/8-11X1 1/2 GR5		
26.	550-493H	WING REST	Models 8551-8560	
27.	550-175D	PLATE - WING REST	Models 8551-8560	
28.	802-413C	HHCS 1/2-13X4 1/2 GR5	Models 8551-8560	

5-Section Outside Wing Assembly

(Applies to 8539FCC, 8544FCC, 8548FCC, 8551FCC, 8556FCC, 8560FCC only)

See machine layout section
in "Operator's Manual" for
correct placement of wing lock.



5-Section Outside Wing Assembly

(Applies to 8539FCC, 8544FCC, 8548FCC, 8551FCC, 8556FCC, 8560FCC only)

Ref	Part No.	Part Description	Comments	Revision
	dwg41695	Image No.		
1.	560-417H	6 FT OUTSIDE WING RH	Models 8539-8544	
1.	560-418H	6 FT OUTSIDE WING LH	Models 8539-8544 (shown)	
1.	560-428H	8 1/2 FT OUTSIDE WING RH	Models 8548-8556	
1.	560-429H	8 1/2 FT OUTSIDE WING LH	Models 8548-8556	
1.	560-379H	10 1/2' OUTSIDE WING RH	Models 8560	
1.	560-380H	10 1/2' OUTSIDE WING LH	Models 8560	
2.	560-414H	6' OUTSIDE WING BRACE	Models 8539-8544 (shown)	
2.	560-430H	8 1/2' OUTSIDE WING BRACE	Models 8548-8556	
2.	560-543H	10 1/2' OUTSIDE WING BRACE	Models 8560 (S/N GP2142CC+)	
2.	560-449H	10 1/2' OUTSIDE WING BRACE	Models 8560 (S/N GP2141CC-)	
3.	560-415H	BOLT-ON STUB W/GW PLATE	Models 8539-8556	
4.	802-064C	HHCS 3/4-10X2 GR5		
5.	804-023C	WASHER LOCK SPRING 3/4 PLT		
6.	803-027C	NUT HEX 3/4-10 PLT		
7.	806-179C	U-BOLT 5/8-11X4 1/32X4 1/4		
8.	804-022C	WASHER LOCK SPRING 5/8 PLT		
9.	803-021C	NUT HEX 5/8-11 PLT		
10.	560-419H	OUTSIDE WING HINGE		
11.	802-205C	HHCS 1-8X5 1/2 GR5		
12.	803-168C	NUT HEX TOP LOCK 1-8 PLT		
13.	806-190C	U-BOLT 5/8-11 X 3 1/32 X 5		
14.	802-795C	HHCS 1 1/4-7X7 GR8 PLT		
15.	803-314C	NUT HEX TOP LOCK 1 1/4-7 PLT		
16.	560-366H	WING WHEEL ARM RH RIGID		
16.	560-367H	WING WHEEL ARM LH RIGID	(shown)	
17.	890-005C	BUSHING CYL 1 1/4 X 1 X 1		
18.	805-378C	PIN HINGE 1 1/4X6 HRDN PLT		
19.	802-623C	HHCS 3/8-16X2 1/4 GR8 SP THD		
20.	803-123C	NUT HEX TOP LOCK 3/8-16 PLT		
21.	560-485D	CYLINDER MOUNT PLATE		
22.	802-783C	HHCS 1-8X9 GR8 PLT		
23.	560-402S	ADJUSTMENT BOLT ASSEMBLY	Includes items 42-44	
24.	805-134C	PIN CLEVIS 1 X 2 29/64 USABLE		
25.	804-192C	WASHER MACH 1.5X1.00X.075		
26.	805-058C	PIN COTTER 3/16 X 2		
27.	803-071C	NUT HEX SLOTTED 1-8 PLT.		
28.	805-024C	PIN ROLL 3/16X 1 1/2 PLT		
29.	810-478C	CYL REP 3.25X8X1.25 TIE 3000#	Models 8539-8548	
29.	810-479C	CYL REP 3.50X8X1.25 TIE 3000#	Models 8551-8560	
30.	805-396C	PIN CLEVIS 1 X 3 1/8 USABLE		
31.	810-486C	CYL 4X16X1.25 TIE 26.63CL 3000		
32.	580-192D	180 DEGREE ROCKER		
33.	805-351C	PIN CLEVIS 1 X 3 3/8 USABLE		
34.	550-616D	PIN HINGE - 1 X 7		
35.	804-028C	WASHER FLAT 1 USS PLT		
36.	550-618D	ROLLER - 1 3/4 OD		
37.	805-249C	PIN ROLL 3/8 X 2 PLT		
38.	560-081H	WING LOCK T BRACKET		
39.	806-189C	U-BOLT 1/2-13X3 1/32X5		
40.	804-015C	WASHER LOCK SPRING 1/2 PLT		
41.	803-020C	NUT HEX 1/2-13 PLT		
42.	560-401H	ADJUSTMENT BOLT CLEVIS END		
43.	803-030C	NUT HEX JAM 1-8 PLT		
44.	560-518H	ADJUSTMENT ROD WELDMENT		
45.	800-080C	GREASE ZERK 1/4-28 THD FORMING		
46.	803-024C	NUT LOCK 5/8-11 PLT		
47.	804-027C	WASHER LOCK SPRING 1 PLT		

5-Section Outside Wing Assembly (continued)

(Applies to 8539FCC, 8544FCC, 8548FCC, 8551FCC, 8556FCC, 8560FCC only)

Ref	Part No.	Part Description	Comments	Revision
48.	803-031C	NUT HEX 1-8 PLT		

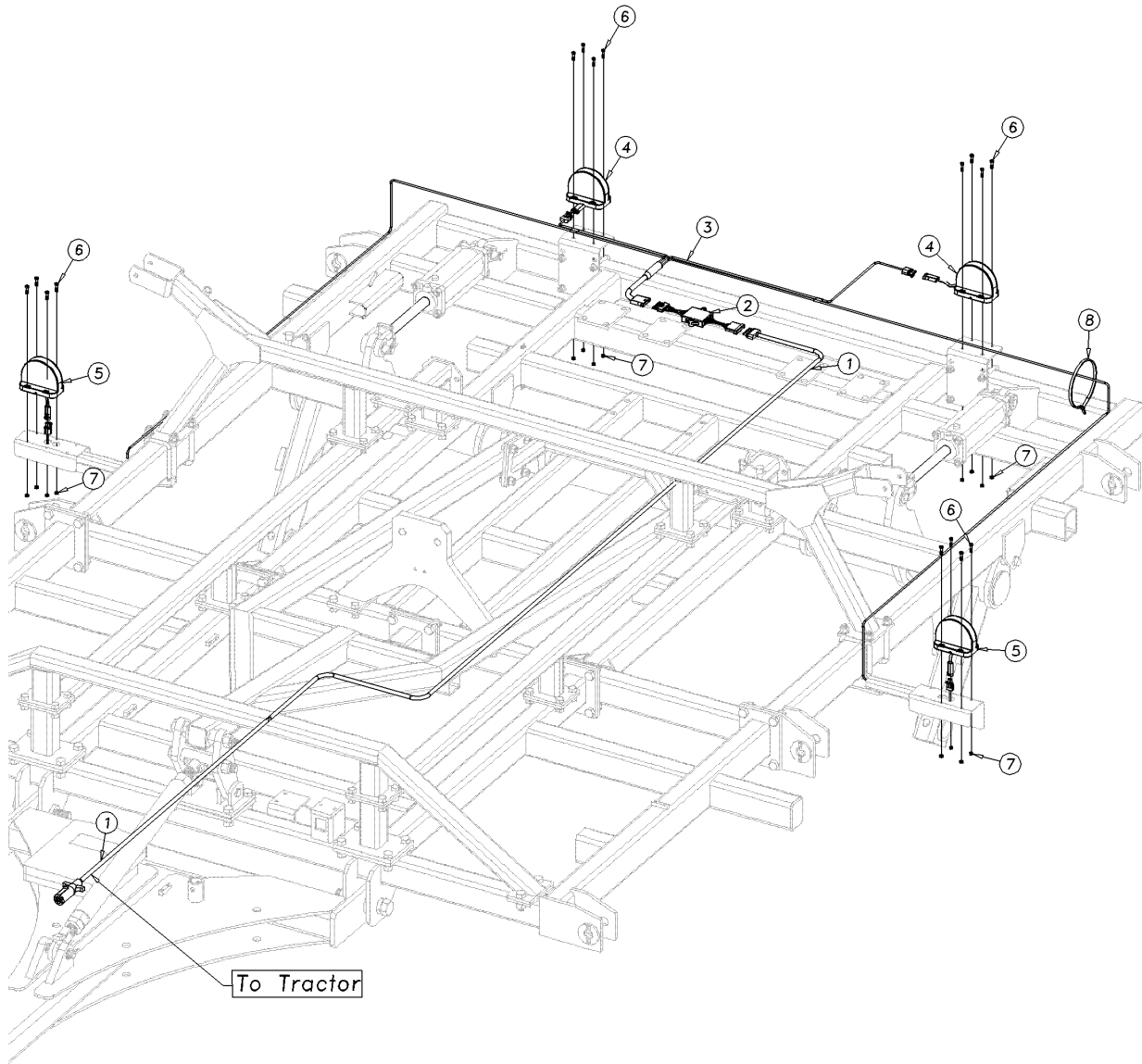
5-Section Outside Wing Assembly (continued)

(Applies to 8539FCC, 8544FCC, 8548FCC, 8551FCC, 8556FCC, 8560FCC only)

This Page Intentionally Left Blank

Lights (S/N GP-2256CC+)

(Applies to 8323FCC, 8328FCC, 8332FCC, 8336FCC, 8539FCC, 8544FCC, 8548FCC, 8551FCC, 8556FCC, 8560FCC only)



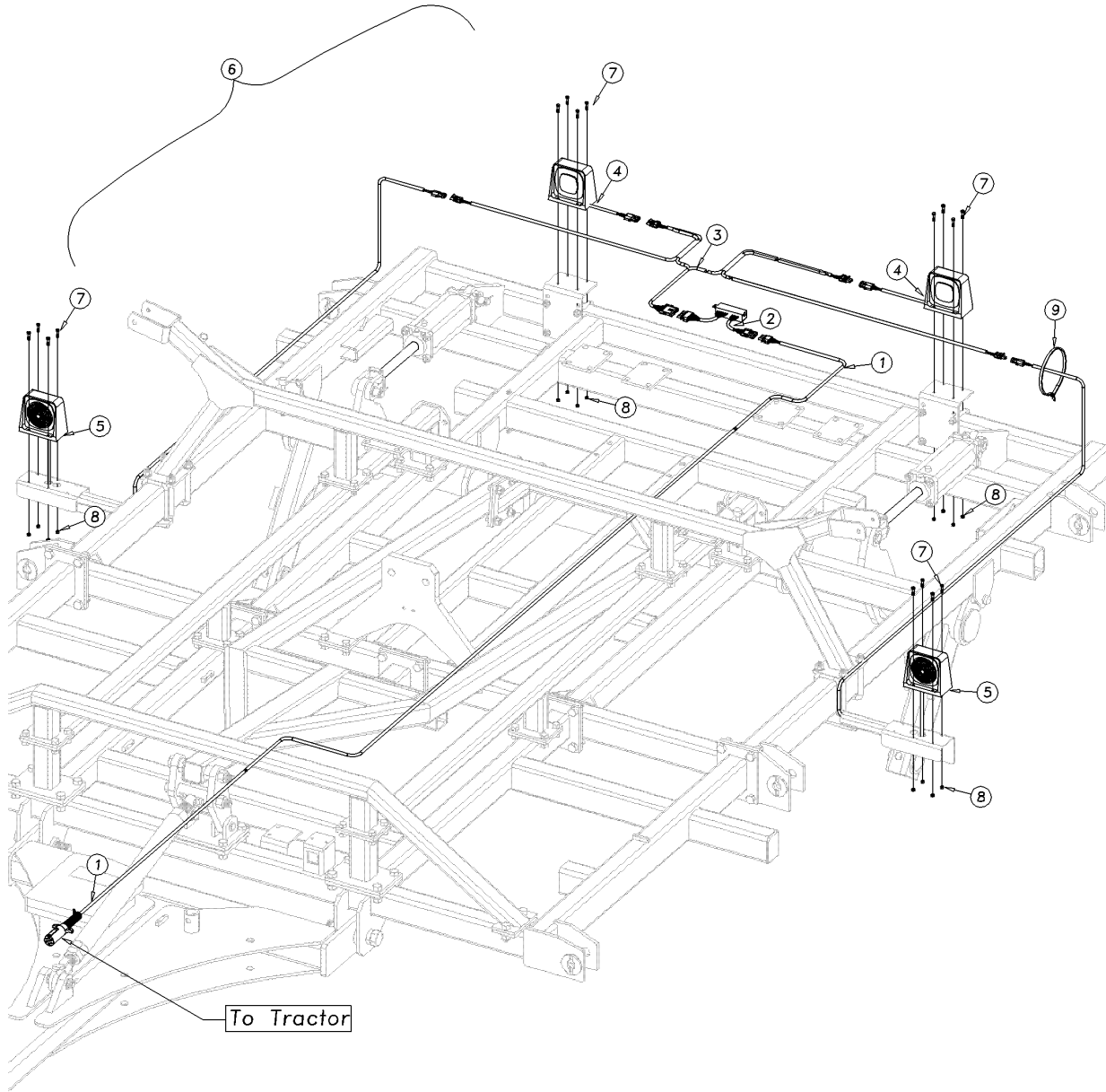
Lights (S/N GP-2256CC+)

(Applies to 8323FCC, 8328FCC, 8332FCC, 8336FCC, 8539FCC, 8544FCC, 8548FCC, 8551FCC, 8556FCC, 8560FCC only)

Ref	Part No.	Part Description	Comments	Revision
	dwg43246	Image No.		
1.	833-693C	LIGHT HARNESS, 30' LEAD-LED		
2.	833-694C	LIGHT HARNESS, ENHANCE MODULE-LED		
3.	833-695C	LIGHT HRNSS, 12' WISHBONE LED		
4.	833-696C	LIGHT, RED LAMP -LED		
5.	833-697C	LIGHT, AMBER LAMP - LED		
6.	802-224C	HHCS 1/4-20X1 1/4 GR5	Replaced 802-005C	Rev. 2
6.	802-005C	HHCS 1/4-20X1 GR5		Rev. 1
7.	803-007C	NUT-LOCK 1/4-20 PLT		
8.	800-082C	CABLE TIE .31X21.5 6DIA 120LB		

Lights (S/N GP-2255CC-)

(Applies to 8323FCC, 8328FCC, 8332FCC, 8336FCC, 8539FCC, 8544FCC, 8548FCC, 8551FCC, 8556FCC, 8560FCC only)



Lights (S/N GP-2255CC-)

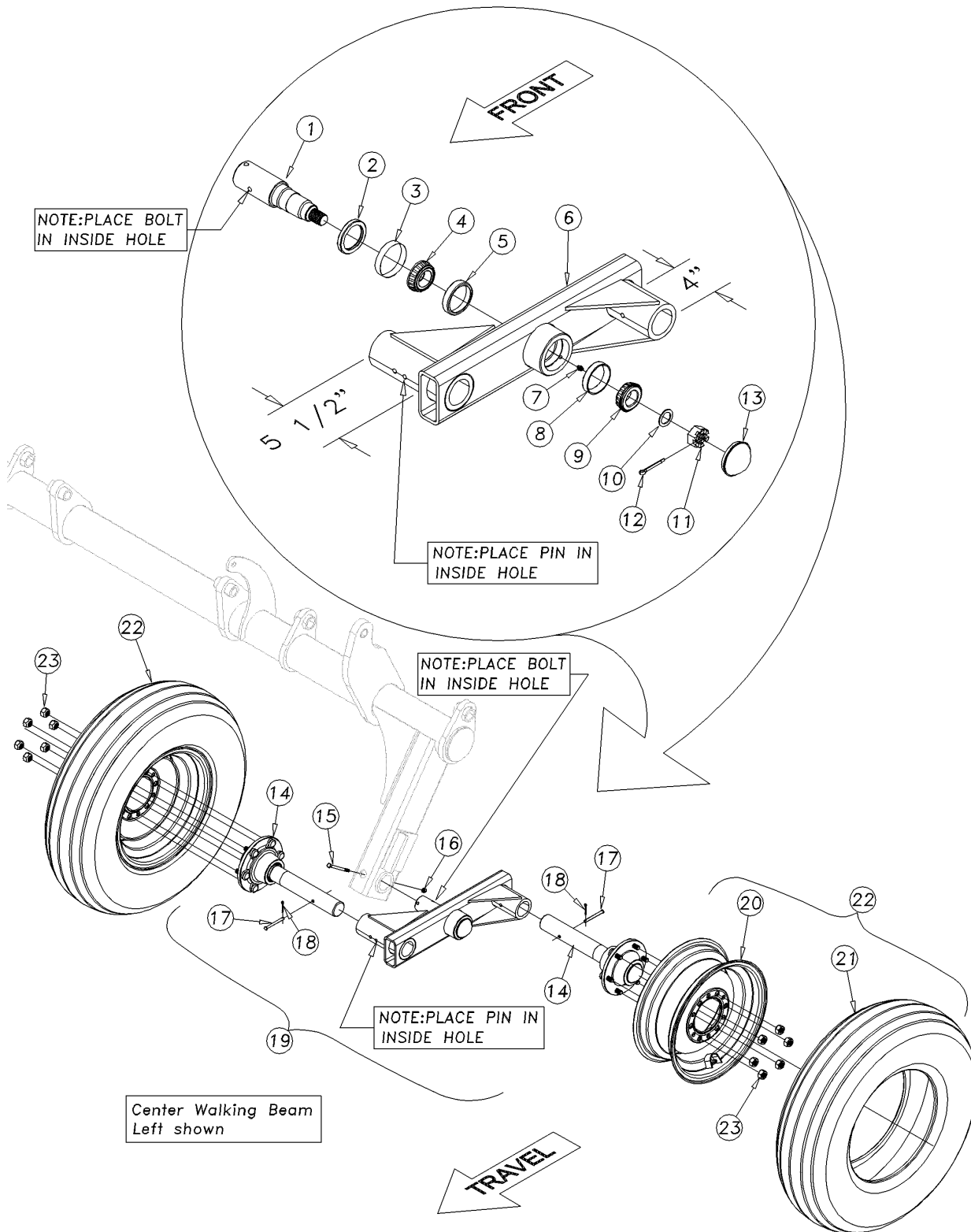
(Applies to 8323FCC, 8328FCC, 8332FCC, 8336FCC, 8539FCC, 8544FCC, 8548FCC, 8551FCC, 8556FCC, 8560FCC only)

Ref	Part No.	Part Description	Comments	Revision
	dwg41699	Image No.		
1.	890-923C	LIGHT HARNESS, 30' LEAD		
2.	890-924C	LIGHT HARNESS, ENHANCE MODULE		
3.	890-925C	LIGHT HARNESS, WISHBONE		
4.	890-926C	LIGHT HARNESS, RED LAMP		
5.	890-927C	LIGHT HARNESS, AMBER LAMP		
6.	890-901C	SAFETY LIGHT KIT	Includes Items 1 thru 5	
7.	802-005C	HHCS 1/4-20X1 GR5		
8.	803-007C	NUT-LOCK 1/4-20 PLT		
9.	800-082C	CABLE TIE .31X21.5 6DIA 120LB		

[Table of Contents](#) [Part Number Index](#)

8323-8328 Center Walking Beam Assembly

(Applies to 8323FCC, 8328FCC only)



41701

8323-8328 Center Walking Beam Assembly

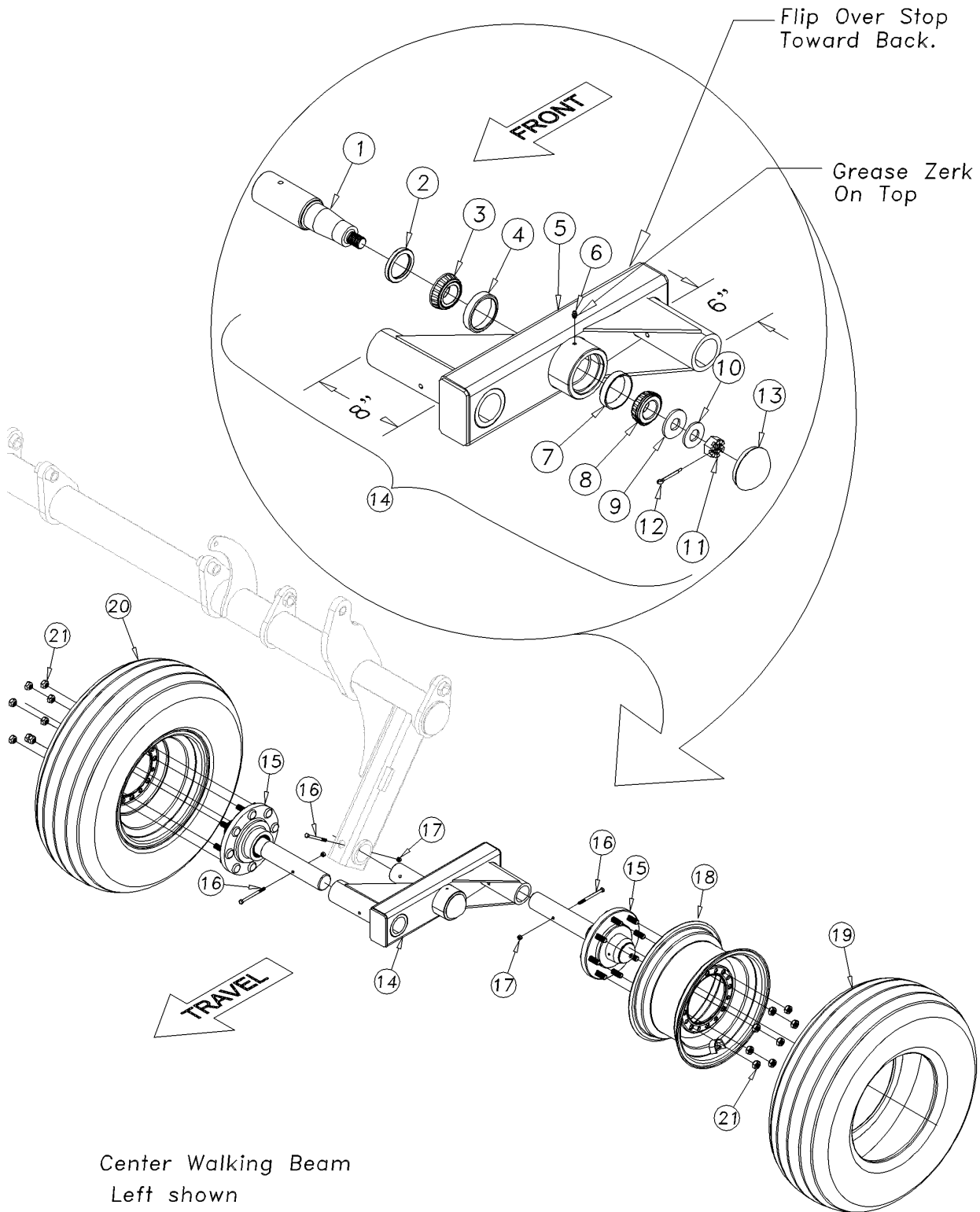
(Applies to 8323FCC, 8328FCC only)

Ref	Part No.	Part Description	Comments	Revision
	dwg41701	Image No.		
1.	550-015D	PIVOT SPINDLE 2X8 1/16		
2.	816-396C	SEAL SLEEVE (CR081071)		
3.	816-398C	SEAL (CR16286)		
4.	822-198C	INNER CONE, JL69349		
5.	822-197C	INNER CUP JL69310		
6.	560-397H	WALKING BEAM		
7.	800-080C	GREASE ZERK 1/4-28 THD FORMING		
8.	822-020C	BEARING CUP LM-67010		
9.	822-021C	BEARING CONE LM-67048		
10.	804-055C	WASHER SPINDLE - 7/8		
11.	803-029C	NUT HEX SLOTTED 7/8-14 PLT		
12.	805-089C	PIN COTTER 5/32 X 1 1/2 LONG		
13.	890-781C	GREASE CAP 2.448X1.12X.25		
14.	815-224C	HUB 6-BOLT SPINDLE 2X16 Q890	See hub & spindle assembly for parts.	
15.	802-802C	HHCS 5/16-18X4 GR8 PLT		Rev. 2
15.	802-882C	HHCS 5/16-18X3 1/2 GR8	Replaced by 802-802C	Rev. 1
16.	803-166C	NUT HEX TOP LOCK 5/16-18 PLT		
17.	805-324C	PIN CLEVIS 5/16X2 13/16 USABLE		
18.	805-363C	PIN COTTER 1/8 X 1		
19.	560-270L	WALKING BEAM HD HUB ASSY	Includes items 1-18.	
20.	814-513C	WHEEL 15X6 6 BOLT BUCKSKIN	(S/N 2466CC+)	Rev. 2
20.	814-220C	WHEEL 15X6 6 BOLT WHITE	Replaced by 814-513C (S/N 2465CC-)	Rev. 1
21.	814-011C	TIRE 9.5 L X 15 8 PLY		
22.	814-545C	TIRE/WHEEL 9.5LX15 8 PLY BKSN	Includes items 20 & 21 (S/N 2466CC+)	Rev. 2
22.	814-230C	TIRE/WHEEL 9.5LX15 8 PLY WHITE	Replaced by 814-545C (S/N 2465CC-)	Rev. 1
23.	803-061C	NUT LUG 9/16-18 X 90 PLT		

[Table of Contents](#) [Part Number Index](#)

8332-8548 Center Walking Beam Assembly

(Applies to 8332FCC, 8336FCC, 8539FCC, 8544FCC, 8548FCC only)



41702

8332-8548 Center Walking Beam Assembly

(Applies to 8332FCC, 8336FCC, 8539FCC, 8544FCC, 8548FCC only)

Ref	Part No.	Part Description	Comments	Revision
	dwg41702	Image No.		
1.	580-191D	PIVOT SPINDLE 2 1/2 X 10		
2.	816-573C	SEAL 2.50IDX3.251DX.47T		
3.	822-226C	BRG CONE 1.97ID JLM104948		
4.	822-225C	BRG CUP JLM104910		
5.	560-304H	WALKING BEAM RH		
5.	560-305H	WALKING BEAM LH	(shown)	
6.	800-080C	GREASE ZERK 1/4-28 THD FORMING		
7.	822-053C	BRG CUP 2.89ODX.58WD #LM501310		
8.	822-048C	BRG CONE 1.62IDX.78WD#LM501349		
9.	804-193C	WASHER FLAT 7/8 GRD 8 2 1/4 OD		
10.	804-055C	WASHER SPINDLE - 7/8		
11.	803-029C	NUT HEX SLOTTED 7/8-14 PLT		
12.	805-089C	PIN COTTER 5/32 X 1 1/2 LONG		
13.	890-886C	GREASE CAP 3.153X1.468X.312		
14.	560-308L	WALKING BEAM ASY RH	Includes items 1 thru 13	
14.	560-309L	WALKING BEAM ASY LH	Includes items 1 thru 13 (shown)	
15.	815-226C	HUB 8-BOLT SPNDL 2.25X16.5 458	Purchases Complete. See Hub & Spindle Assembly.	
16.	802-802C	HHCS 5/16-18X4 GR8 PLT		
17.	803-166C	NUT HEX TOP LOCK 5/16-18 PLT		
18.	814-503C	WHEEL 15X8 8 BOLT BUCKSKIN	(S/N 2466CC+)	Rev. 2
18.	814-222C	WHEEL 15X8 8 BOLT WHITE	Replaced by 814-503C (S/N 2465CC-)	Rev. 1
19.	814-031C	TIRE 11L-15SL 12 PLY TUBELESS	Model 8332-8336 (shown)	
19.	814-226C	TIRE 11LX15 LOAD F	Model 8539-8548	
20.	814-525C	TIRE/WHL 11LX15 12PLY 8BLT BKS	Includes items 18 & 19 (S/N 2466CC+)	Rev. 2
20.	814-340C	TIRE/WHL 11LX15 12PLY 8BLT WHT	Replaced by 814-525C (S/N 2465CC-)	Rev. 1
20.	814-502C	TIRE/WHL 11LX15 LOAD F 8BLT BKS	Includes items 18 & 19 (S/N 2466CC+)	Rev. 2
20.	814-235C	TIRE/WHL 11LX15 LOAD F 8BLT WH	Replaced by 814-502C (S/N 2465CC-)	Rev. 1
21.	803-219C	NUT LUG 5/8-18 X 90 DEG PLT		

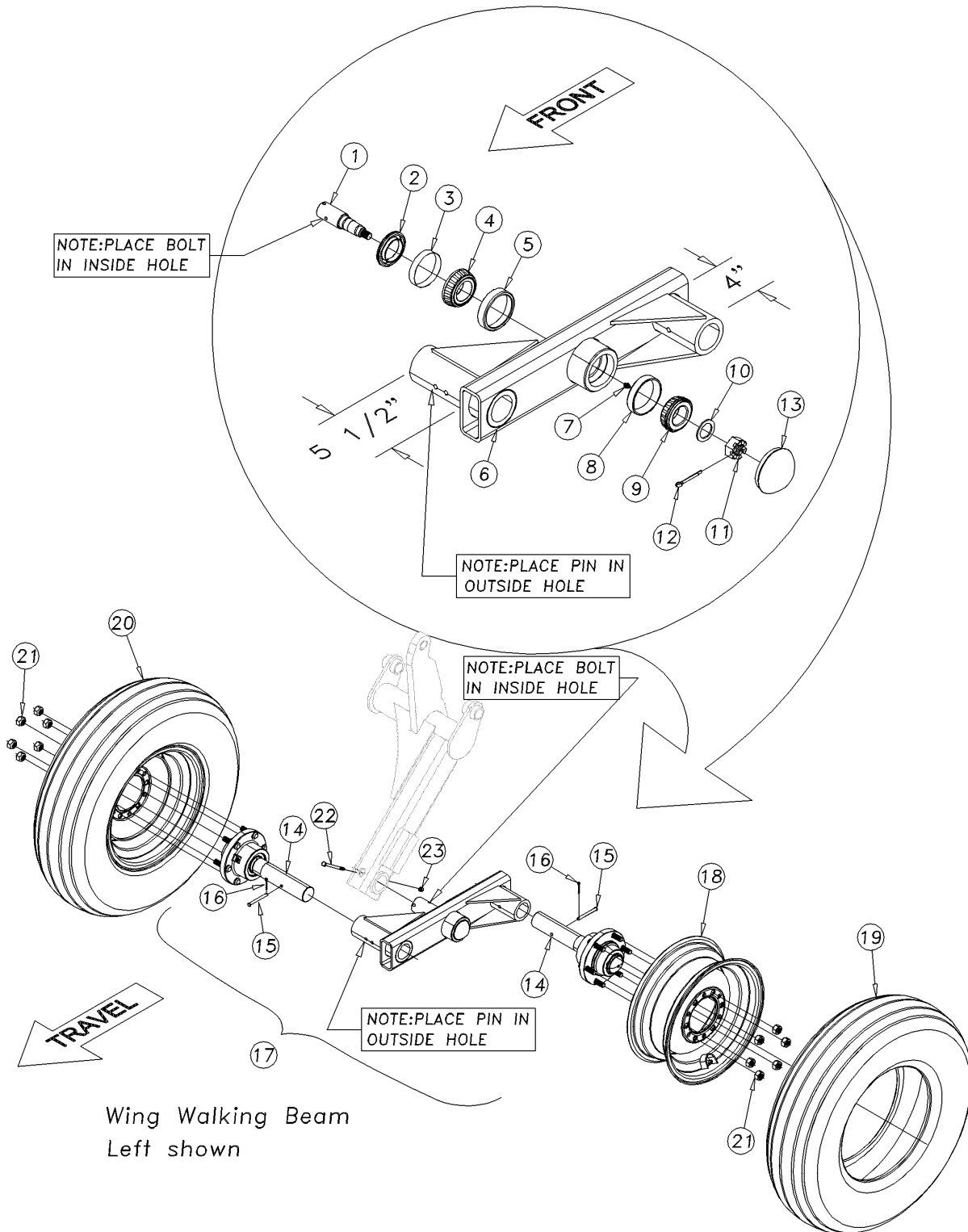
8551-8560 Center Walking Beam Assembly

(Applies to 8551FCC, 8556FCC, 8560FCC only)

Ref	Part No.	Part Description	Comments	Revision
	dwg41703	Image No		
1.	570-054D	PIVOT SPINDLE 3 X 10 1/2		
2.	816-220C	SEAL OIL CR27362 3.75X2.75X.44		
3.	822-110C	BRG CONE 2.16ID JLM506849		
4.	822-109C	BRG CUP 3.54OD JLM506810		
5.	560-524H	WALKING BEAM RH		
5.	560-525H	WALKING BEAM LH	(shown)	
6.	800-001C	GREASE ZERK STRAIGHT 1/4-28		
7.	822-053C	BRG CUP 2.89ODX.58WD #LM501310		
8.	822-048C	BRG CONE 1.62IDX.78WD#LM501349		
9.	148-404D	1 HARDENED SPINDLE WASHER		
10.	803-095C	NUT HEX SLOTTED 1-14		
11.	805-017C	PIN COTTER 3/16 X 1 3/4 PLT		
12.	890-277C	GREASE CAP 3.125 X .38		
13.	560-526L	WALKING BEAM ASSEMBLY RH	Includes items 1 thru 12	
13.	560-527L	WALKING BEAM ASSEMBLY LH		
14.	802-803C	HHCS 5/16-18X4 1/2 GR8 PLT		
15.	803-166C	NUT HEX TOP LOCK 5/16-18 PLT		
16.	815-251C	HUB 8-BOLT SPINDLE 2.75X17 608	See 8-Bolt Hub & Spindle Assembly.	
17.	802-413C	HHCS 1/2-13X4 1/2 GR5		
18.	803-342C	NUT HEX TOP LOCK 1/2-13 PLT		
19.	814-537C	Wheel 15X10 8 BOLT BUCKSKIN	(S/N 2466CC+)	Rev. 2
19.	814-223C	WHEEL 15X10 8 BOLT WHITE	Replaced by 814-537C (S/N 2465CC-)	Rev. 1
20.	814-227C	TIRE 12.5LX15 LOAD F		
21.	814-541C	TIRE/WHL 12.5LX15 LOAD F BKS	Includes items 19 & 20 (S/N 2466CC+)	Rev. 2
21.	814-236C	TIRE/WHL 12.5LX15 LOAD F WHITE	Includes items 19 & 20	Rev. 1
22.	803-219C	NUT LUG 5/8-18 X 90 DEG PLT		

Wing Walking Beam Assembly

(Applies to 8323FCC, 8328FCC, 8332FCC, 8336FCC, 8539FCC, 8544FCC, 8548FCC, 8551FCC, 8556FCC, 8560FCC only)



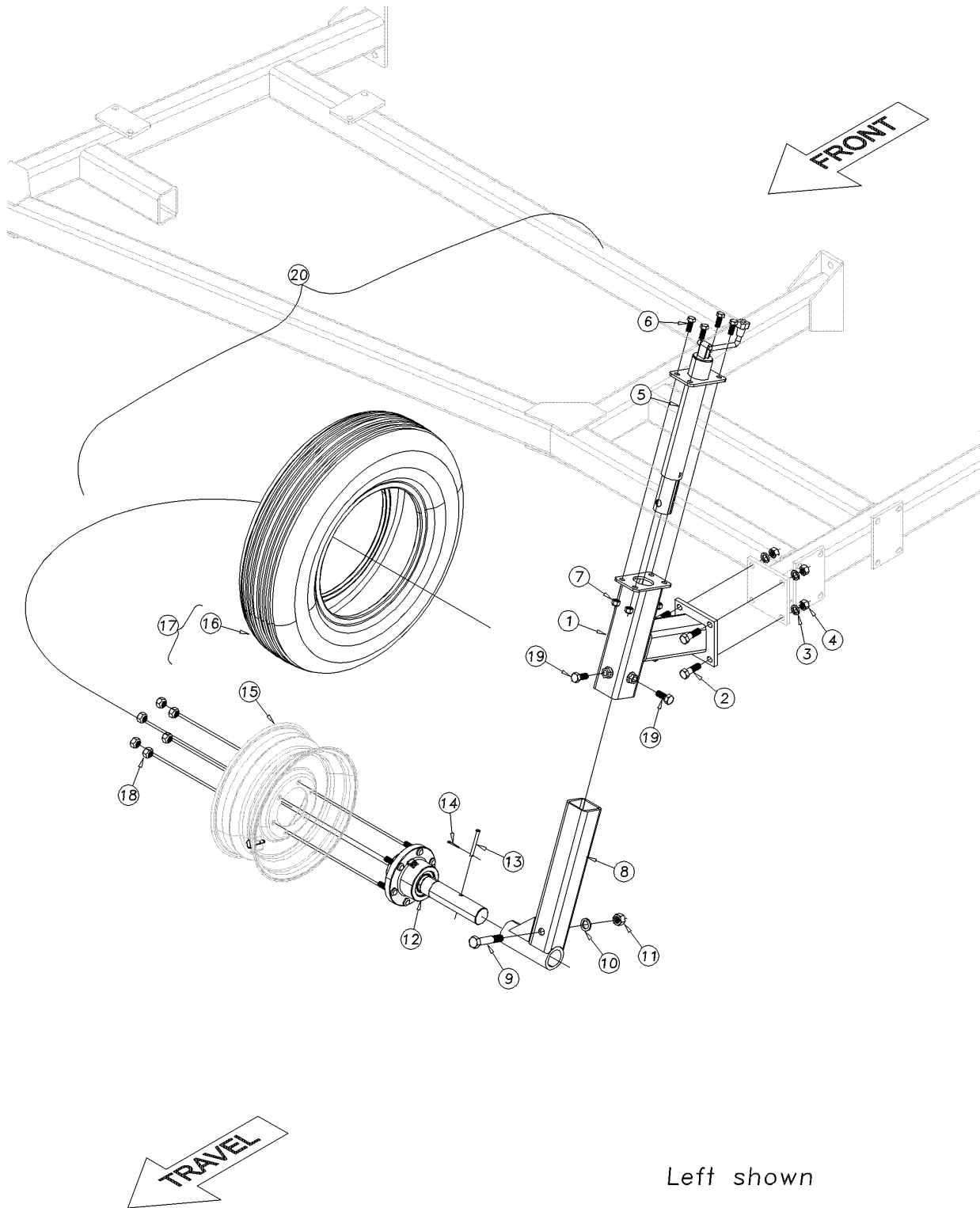
Wing Walking Beam Assembly

(Applies to 8323FCC, 8328FCC, 8332FCC, 8336FCC, 8539FCC, 8544FCC, 8548FCC, 8551FCC, 8556FCC, 8560FCC only)

Ref	Part No.	Part Description	Comments	Revision
	dwg41704	Image No.		
1.	550-015D	PIVOT SPINDLE 2 X 8 1/16		
2.	816-398C	SEAL (CR16286)		
3.	816-396C	SEAL SLEEVE (CR081071)		
4.	822-198C	INNER CONE, JL69349		
5.	822-197C	INNER CUP JL69310		
6.	560-397H	WALKING BEAM		
7.	800-080C	GREASE ZERK 1/4-28 THD FORMING		
8.	822-020C	BEARING CUP LM-67010		
9.	822-021C	BEARING CONE LM-67048		
10.	804-055C	WASHER SPINDLE - 7/8		
11.	803-029C	NUT HEX SLOTTED 7/8-14 PLT		
12.	805-089C	PIN COTTER 5/32 X 1 1/2 LONG		
13.	890-781C	GREASE CAP 2.448X1.12X.25		
14.	815-221C	HUB 6-BOLT SPINDLE 2X13.5 890	Purchased Complete. See Hub & Spindle Assembly.	
15.	805-324C	PIN CLEVIS 5/16X2 13/16 USABLE		
16.	805-363C	PIN COTTER 1/8 X 1		
17.	560-400L	WING WALKING BEAM HUB ASSY	Items 1 thru 16	
18.	814-513C	WHEEL 15X6 6 BOLT BUCKSKIN	(S/N 2466CC+)	Rev. 2
18.	814-220C	WHEEL 15X6 6 BOLT WHITE	Replaced by 814-513C (S/N 2465CC+)	Rev. 1
19.	814-011C	TIRE 9.5 L X 15 8 PLY		
20.	814-545C	TIRE/WHEEL 9.5LX15 8 PLY BKSN	Includes items 18 & 19 (S/N 2466CC+)	Rev. 2
20.	814-230C	TIRE/WHEEL 9.5LX15 8 PLY WHITE	Replaced by 814-545C (S/N 2465CC-)	Rev. 1
21.	803-061C	NUT LUG 9/16-18 X 90 PLT		
22.	802-802C	HHCS 5/16-18X4 GR8 PLT		Rev. 2
22.	802-882C	HHCS 5/16-18X3 1/2 GR8	Replaced by 802-802C	Rev. 1
23.	803-166C	NUT HEX TOP LOCK 5/16-18 PLT		

Gauge Wheel Assembly

(Applies to 8323FCC, 8328FCC, 8332FCC, 8336FCC, 8539FCC, 8544FCC, 8548FCC, 8551FCC, 8556FCC, 8560FCC only)



41705

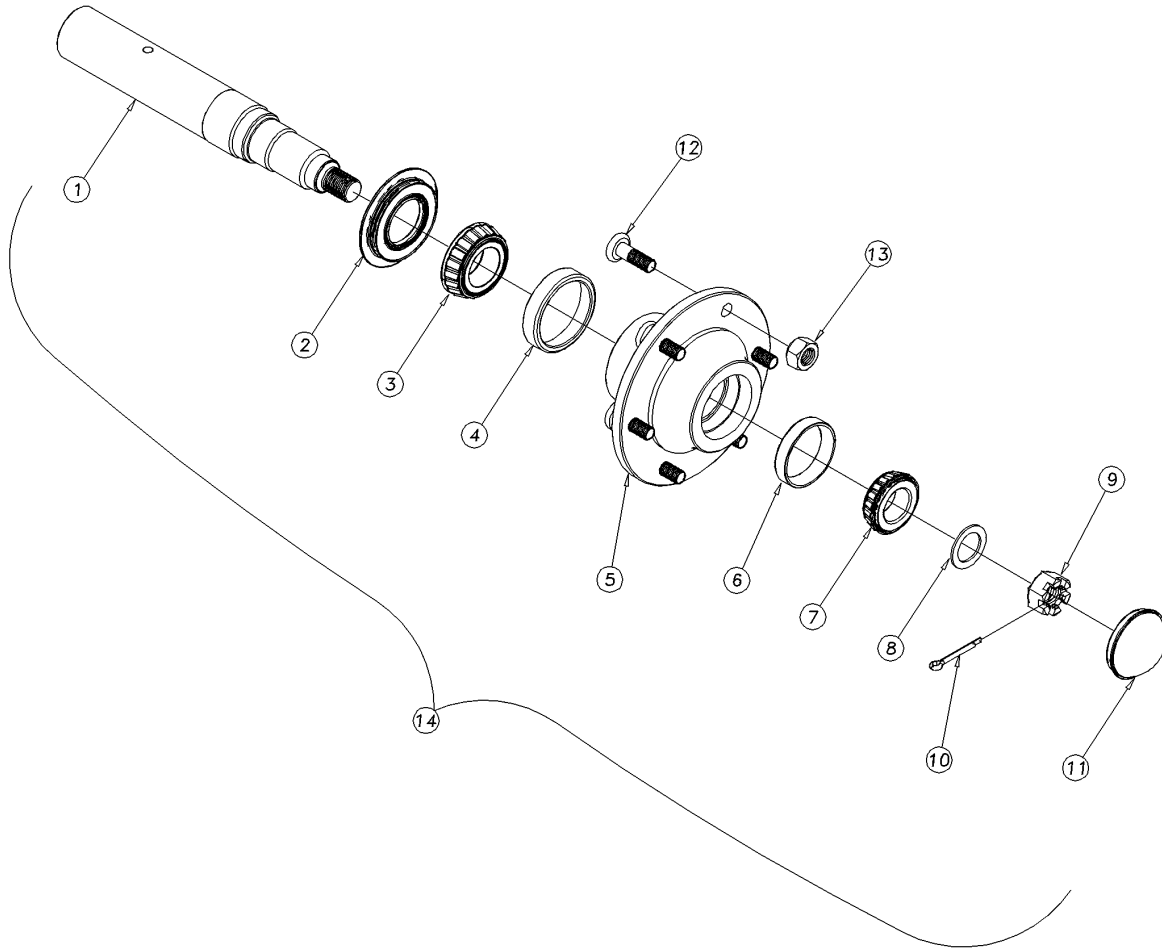
Gauge Wheel Assembly

(Applies to 8323FCC, 8328FCC, 8332FCC, 8336FCC, 8539FCC, 8544FCC, 8548FCC, 8551FCC, 8556FCC, 8560FCC only)

Ref	Part No.	Part Description	Comments	Revision
	dwg41705	Image No.		
1.	560-407H	WHEEL ARM MOUNT		
2.	802-055C	HHCS 5/8-11X2 GR5		
3.	804-022C	WASHER LOCK SPRING 5/8 PLT		
4.	803-021C	NUT HEX 5/8-11 PLT		
5.	890-888C	SCREW JACK 2000# TP-WND SPCL		
6.	802-034C	HHCS 1/2-13X1 1/4 GR5		
7.	803-342C	NUT HEX TOP LOCK 1/2-13 PLT		
8.	560-408H	GAUGE WHEEL SPINDLE RECIEVER		
9.	802-068C	HHCS 3/4-10X4 GR5		
10.	804-023C	WASHER LOCK SPRING 3/4 PLT		
11.	803-027C	NUT HEX 3/4-10 PLT		
12.	815-221C	HUB 6-BOLT SPINDLE 2X13.5 890	See hub & spindle assembly for parts.	
13.	805-324C	PIN CLEVIS 5/16X2 13/16 USABLE		
14.	805-363C	PIN COTTER 1/8 X 1		
15.	814-513C	WHEEL 15X6 6 BOLT BUCKSKIN	(S/N 2466CC+)	Rev. 2
15.	814-220C	WHEEL 15X6 6 BOLT WHITE	Replaced by 814-513C (S/N 2465CC-)	Rev. 1
16.	814-011C	TIRE 9.5 L X 15 8 PLY		Rev. 2
16.	814-392C	TIRE GOODYEAR 7.60-15SL 8PLY	Replaced by 814-011C	Rev. 1
17.	814-545C	TIRE/WHEEL 9.5LX15 8 PLY BKSN	Includes items 15-16 (S/N 2466CC+)	Rev. 3
17.	814-230C	TIRE/WHEEL 9.5LX15 8 PLY WHITE	Replaced by 814-545C (S/N 2465CC-)	Rev. 2
17.	814-393C	TIRE/WHL 7.60-15SL 8PLY WHT	Replaced by 814-230C	Rev. 1
18.	803-061C	NUT LUG 9/16-18 X 90 PLT		
19.	802-050C	HHCS 5/8-11X1 1/4 GR5		
20.	560-479K	WING GAUGE JACK STYLE	Includes items 1-19	

815-221C Hub & Spindle Assembly

(Applies to 8323FCC, 8328FCC, 8332FCC, 8336FCC, 8539FCC, 8544FCC, 8548FCC, 8551FCC, 8556FCC, 8560FCC only)



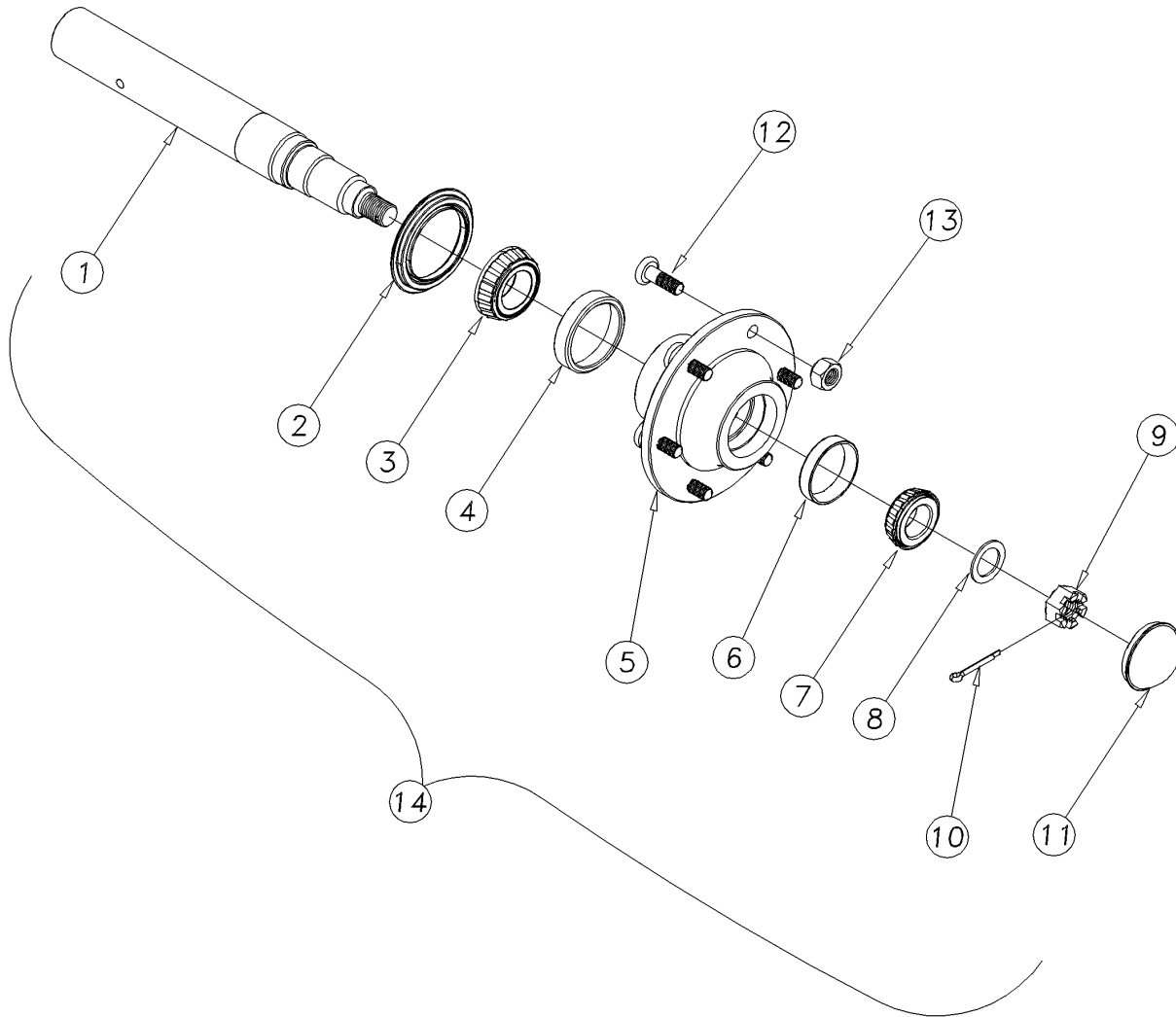
815-221C Hub & Spindle Assembly

(Applies to 8323FCC, 8328FCC, 8332FCC, 8336FCC, 8539FCC, 8544FCC, 8548FCC, 8551FCC, 8556FCC, 8560FCC only)

Ref	Part No.	Part Description	Comments	Revision
	dwg41706	Image No.		
1.	570-067D	AXLE SPINDLE 2X13 1/2 (Q783)		
2.	816-672C	SEAL GREASE 1.875X3.00X0.313		
3.	822-048C	BRG CONE 1.62IDX.78WD#LM501349		
4.	822-053C	BRG CUP 2.89ODX.58WD #LM501310		
5.	815-485C	HUB 890 W/CUPS 6-BOLTS 6" BC		
6.	822-020C	BEARING CUP LM-67010		
7.	822-021C	BEARING CONE LM-67048		
8.	804-055C	WASHER SPINDLE - 7/8		
9.	803-029C	NUT HEX SLOTTED 7/8-14 PLT		
10.	805-089C	PIN COTTER 5/32 X 1 1/2 LONG		
11.	890-781C	GREASE CAP 2.448X1.12X.25		
12.	802-799C	HUB STUD 9/16-18X2 1/8 J1102		
13.	803-061C	NUT LUG 9/16-18 X 90 PLT		
14.	815-221C	HUB 6-BOLT SPINDLE 2X13.5 890	Includes items 1-13	

815-224C Hub & Spindle Assembly

(Applies to 8323FCC, 8328FCC only)



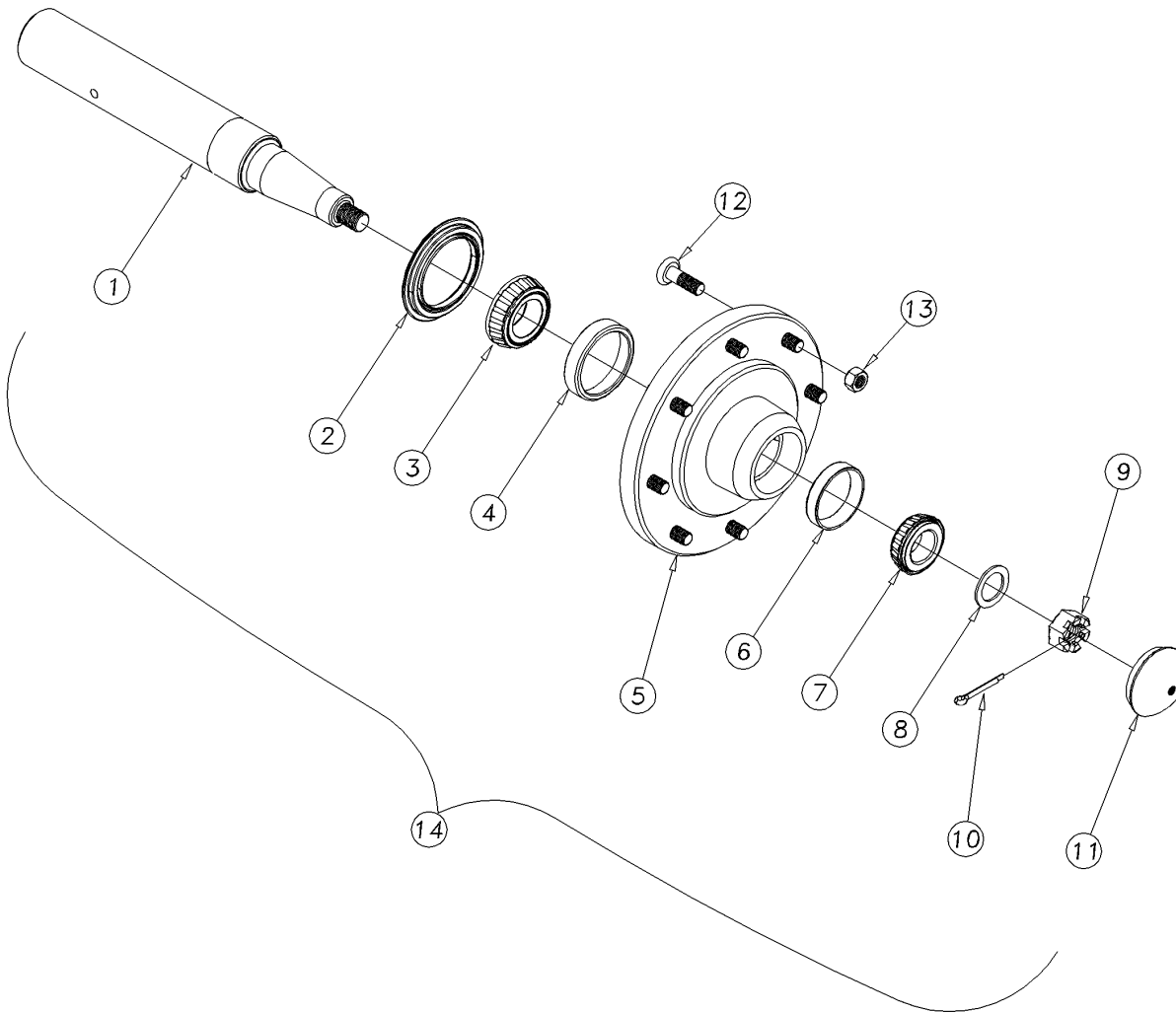
815-224C Hub & Spindle Assembly

(Applies to 8323FCC, 8328FCC only)

Ref	Part No.	Part Description	Comments	Revision
	dwg41707	ImageNo.		
1.	550-020D	AXLE SPINDLE 2X16 (Q783)		
2.	816-672C	SEAL GREASE 1.875X3.00X0.313		
3.	822-048C	BRG CONE 1.62IDX.78WD#LM501349		
4.	822-053C	BRG CUP 2.89ODX.58WD #LM501310		
5.	815-485C	HUB 890 W/CUPS 6-BOLT 6" BC		
6.	822-020C	BEARING CUP LM-67010		
7.	822-021C	BEARING CONE LM-67048		
8.	804-055C	WASHER SPINDLE - 7/8		
9.	803-029C	NUT HEX SLOTTED 7/8-14 PLT		
10.	805-089C	PIN COTTER 5/32 X 1 1/2 LONG		
11.	890-781C	GREASE CAP 2.448X1.12X.25		
12.	802-799C	HUB STUD 9/16-18X2 1/8 J1102		
13.	803-061C	NUT LUG 9/16-18 X 90 PLT		
14.	815-224C	HUB 6-BOLT SPINDLE 2X16 Q890	Includes items 1-13	

815-226C Hub & Spindle Assembly

(Applies to 8332FCC, 8336FCC, 8539FCC, 8544FCC, 8548FCC only)



41708

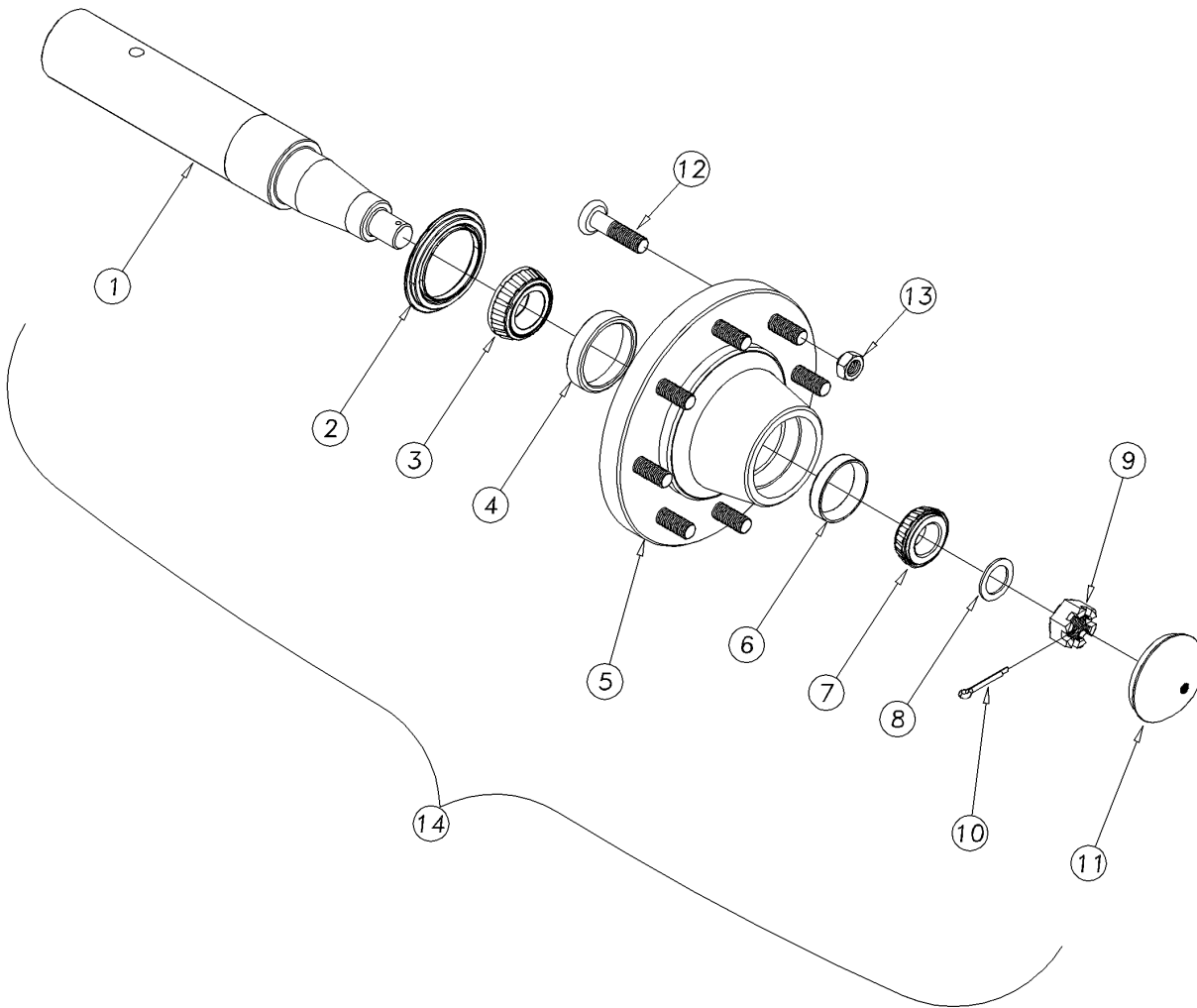
815-226C Hub & Spindle Assembly

(Applies to 8332FCC, 8336FCC, 8539FCC, 8544FCC, 8548FCC only)

Ref	Part No.	Part Description	Comments	Revision
	dwg41708	Image No.		
1.	560-236D	AXLE SPINDLE 2.25X16.5 Q45-8B		
2.	816-795C	SEAL GREASE 2.25X3.061X0.300		
3.	822-169C	BRG CONE 1.78ID LM603049		
4.	822-168C	BRG CUP 3.06OD LM603011		
5.	815-487C	HUB 458 W/CUPS 8-BOLT 8" BC		
6.	822-020C	BEARING CUP LM-67010		
7.	822-021C	BEARING CONE LM-67048		
8.	804-008C	WASHER FLAT 3/4 HARD USS		
9.	803-053C	NUT HEX SLOTTED 3/4-16		
10.	805-089C	PIN COTTER 5/32 X 1 1/2 LONG		
11.	890-781C	GREASE CAP 2.448X1.12X.25		
12.	802-182C	HUB STUD 5/8-18X2 1/2 GR5		
13.	803-219C	NUT LUG 5/8-18 X 90 DEG PLT		
14.	815-226C	HUB 8-BOLT SPNDL 2.25X16.5 458	Includes items 1-13	

815-251C Hub & Spindle Assembly

(Applies to 8551FCC, 8556FCC, 8560FCC only)



41709

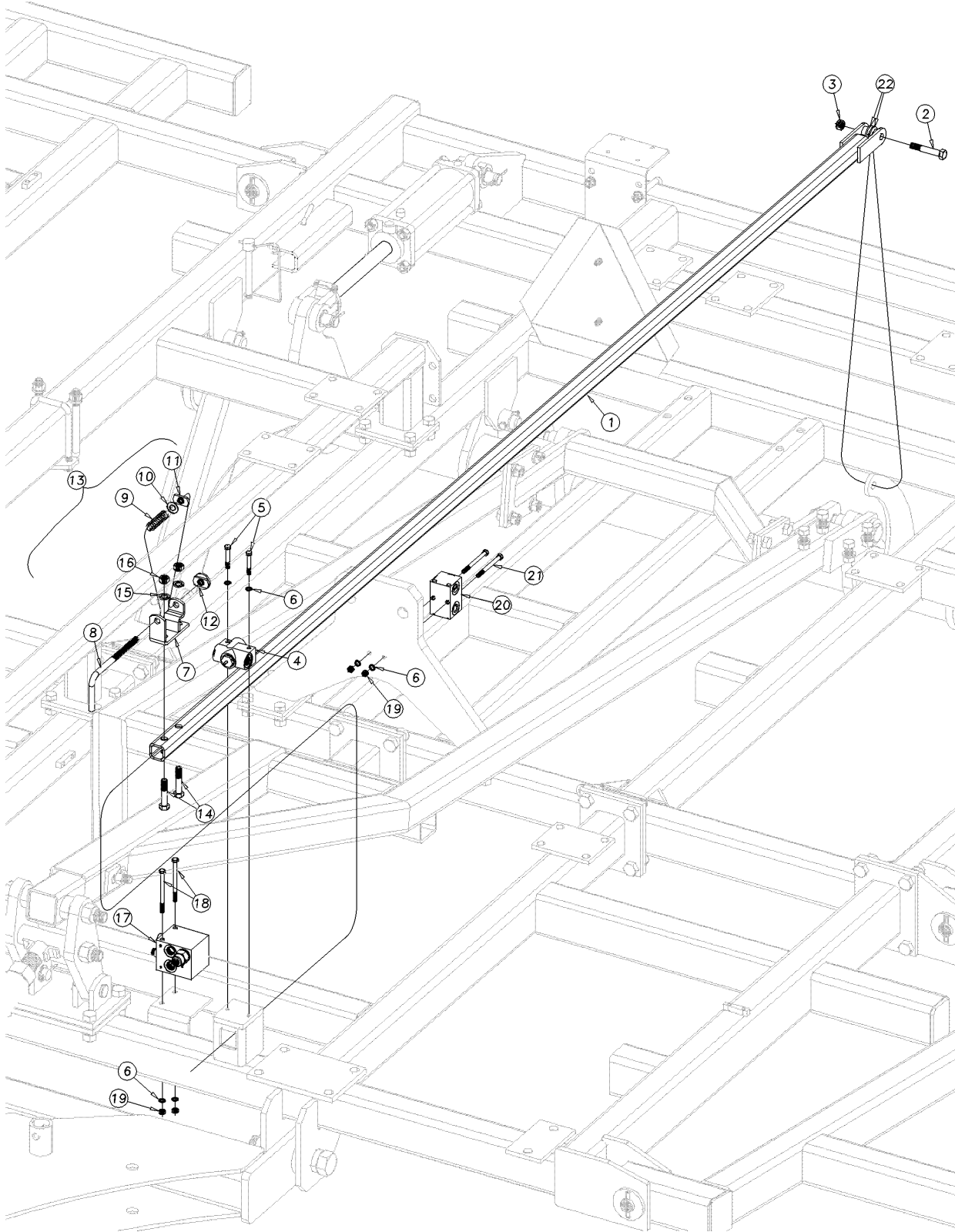
815-251C Hub & Spindle Assembly

(Applies to 8551FCC, 8556FCC, 8560FCC only)

Ref	Part No.	Part Description	Comments	Revision
	dwg41709	Image No.		
1.	576-114D	AXLE SPINDLE 2 3/4X17 (Q60-8)		
2.	816-796C	SEAL GREASE 2.75X3.750X0.300		
3.	822-110C	BRG CONE 2.16ID JLM506849		
4.	822-109C	BRG CUP 3.54OD JLM506810		
5.	815-164C	HUB 608 W/CUPS 8-BOLTS 8 BC"		
6.	822-053C	BRG CUP 2.89ODX.58WD #LM501310		
7.	822-048C	BRG CONE 1.62IDX.78WD#LM501349		
8.	148-404D	1 HARDENED SPINDLE WASHER		
9.	803-095C	NUT HEX SLOTTED 1-14		
10.	805-017C	PIN COTTER 3/16 X 1 3/4 PLT		
11.	890-277C	GREASE CAP 3.125 X .38		
12.	802-182C	HUB STUD 5/8-18X2 1/2 GR5		
13.	803-219C	NUT LUG 5/8-18 X 90 DEG PLT		
14.	815-251C	HUB 8-BOLT SPINDLE 2.75X17 608	Includes items 1-13	

Hydraulic Valve Assembly

(Applies to 8323FCC, 8328FCC, 8332FCC, 8336FCC, 8539FCC, 8544FCC, 8548FCC, 8551FCC, 8556FCC, 8560FCC only)



41714

Hydraulic Valve Assembly

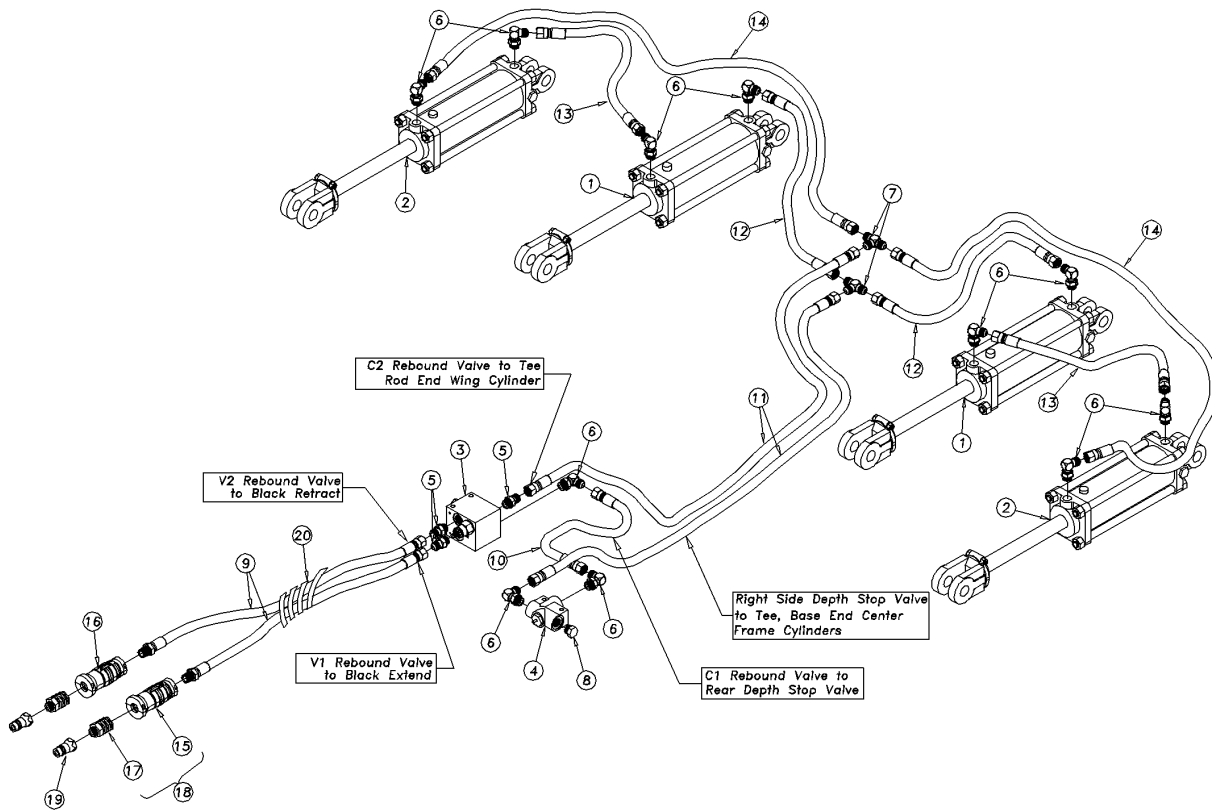
(Applies to 8323FCC, 8328FCC, 8332FCC, 8336FCC, 8539FCC, 8544FCC, 8548FCC, 8551FCC, 8556FCC, 8560FCC only)

Ref	Part No.	Part Description	Comments	Revision
	dwg41714	Image No.		
1.	560-409H	DEPTH STOP TUBE WELDMENT		
2.	802-039C	HHCS 1/2-13X3 GR5		
3.	803-019C	NUT LOCK 1/2-13 PLT		
4.	810-511C	HYD VALVE DEPTH CONTROL CROSS	Cartridge #3C7272	
4.	3C7272	CROSS CART. ASSY FOR 810-511C		
5.	802-115C	HHCS 5/16-18X2 GR5		
6.	804-009C	WASHER LOCK SPRING 5/16 PLT		
7.	550-200H	DEPTH STOP BRACKET		
8.	550-425D	DEPTH STOP ROD 1/2 THREADED"		
9.	807-216C	SPRING COMP .781D .125W 2.63LG		
10.	804-094C	WASHER FLAT 1/2 HARD ASTM436		
11.	803-338C	NUT WELD 1/2-13 4XPROJECTION		
12.	550-201H	DEPTH STOP END		
13.	550-202S	DEPTH STOP ASSEMBLY	Includes items 7-12	
14.	802-130C	HHCS 1/2-13X2 1/2 GR5		
15.	804-015C	WASHER LOCK SPRING 1/2 PLT		
16.	803-020C	NUT HEX 1/2-13 PLT		
17.	810-622C	REBOUND VALVE		
18.	802-279C	HHCS 5/16-18X4 GR5		
19.	803-008C	NUT HEX 5/16-18 PLT		
20.	560-536D	DOUBLE HYD TEE BLOCK		
21.	802-333C	HHCS 5/16-18X3 1/2 GR5		
22.	804-017C	WASHER FLAT 1/2 USS PLT		

Hydraulic Lift Layout: 3-Section

(Applies to 8323FCC, 8328FCC, 8332FCC, 8336FCC only)

IMPORTANT: Refer to Hydraulic Layouts in Operator's Manual for proper hose routing to ensure hydraulics work properly.



Hydraulic Lift Layout: 3-Section

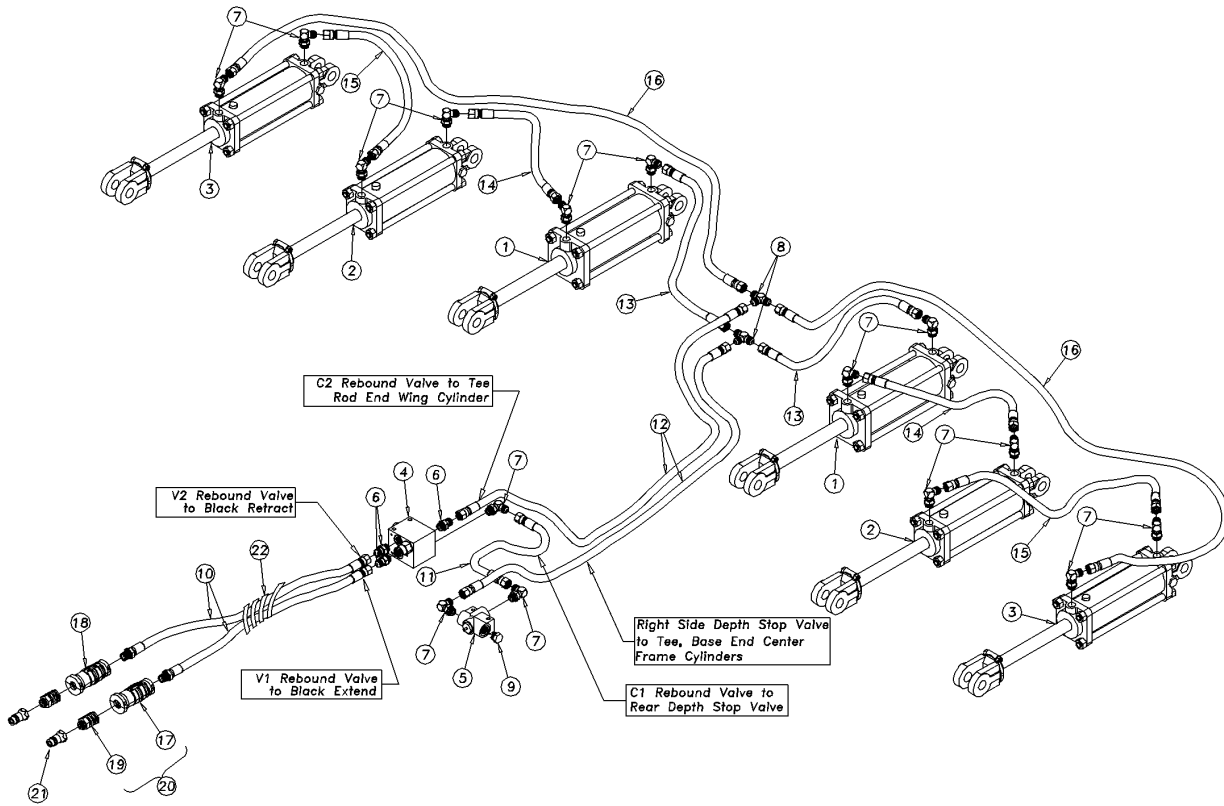
(Applies to 8323FCC, 8328FCC, 8332FCC, 8336FCC only)

Ref	Part No.	Part Description	Comments	Revision
	dwg42606	Image No.		
1.	810-479C	CYL REP 3.50X8X1.25 TIE 3000#	Refer to "Hydraulic Cylinder" for breakdown.	
2.	810-478C	CYL REP 3.25X8X1.25 TIE 3000#	Refer to "Hydraulic Cylinder" for breakdown.	
3.	810-622C	REBOUND VALVE		
4.	810-511C	HYD VALVE DEPTH CONTROL CROSS		
4.	3C7272	CROSS CART. ASSY FOR 810-511C		
5.	811-088C	AD 3/4MORB 3/4MJIC		
6.	811-063C	EL 3/4MJIC 3/4MORB		
7.	811-078C	TE 3/4MJIC		
8.	811-857C	PL 3/4MORB		
9.	811-962C	HH3/8R2 175 3/4MORB 3/4FJIC	Models 8321-8332	
9.	841-842C	HH3/8R2 223 3/4MORB 3/4FJIC	Models 8336	Rev. 2
9.	811-735C	HH3/8R2 185 3/4MORB 3/4FJIC	Models 8336 Replaced by 841-842C	Rev. 1
10.	811-640C	HH3/8R2 016 3/4FJIC		
11.	811-661C	HH3/8R2 168 3/4FJIC	Models 8321-8332	
11.	811-909C	HH3/8R2 160 3/4FJIC	Models 8336	Rev. 2
11.	811-935C	HH3/8R2 177 3/4FJIC	Models 8336 Replaced by 811-909C	Rev. 1
12.	811-731C	HH3/8R2 045 3/4FJIC	Models 8321-8332	
12.	811-670C	HH3/8R2 062 3/4FJIC	Models 8336	
13.	811-978C	HH3/8R2 093 3/4FJIC	Models 8323	
13.	811-897C	HH3/8R2 123 3/4FJIC	Models 8328	
13.	811-909C	HH3/8R2 163 3/4FJIC	Models 8332 & 8336	
14.	811-897C	HH3/8R2 123 3/4FJIC	Models 8323	
14.	841-195C	HH3/8R2 170 3/4FJIC	Models 8328	
14.	811-937C	HH3/8R2 201 3/4FJIC	Models 8332 & 8336	
15.	811-826C	HG HANDLE - BLACK EXT		
16.	811-913C	HG HANDLE - BLACK RET		
17.	811-919C	AD 3/4MORB 3/4FORB (HG)		
18.	548-001S	HG PAIR - BLACK MORB-FORB	Includes items 16-18	
19.	811-394C	CP 3/4FORB MALE QD POPPET TYPE		
20.	575-268D	HOSE WRAP,LARGE SIZE,SHORT(8")		

Hydraulic Lift Layout: 5-Section

(Applies to 8539FCC, 8544FCC, 8548FCC, 8551FCC, 8556FCC, 8560FCC only)

IMPORTANT: Refer to Hydraulic Layouts in Operator's Manual for proper hose routing to ensure hydraulics work properly.



Hydraulic Lift Layout: 5-Section

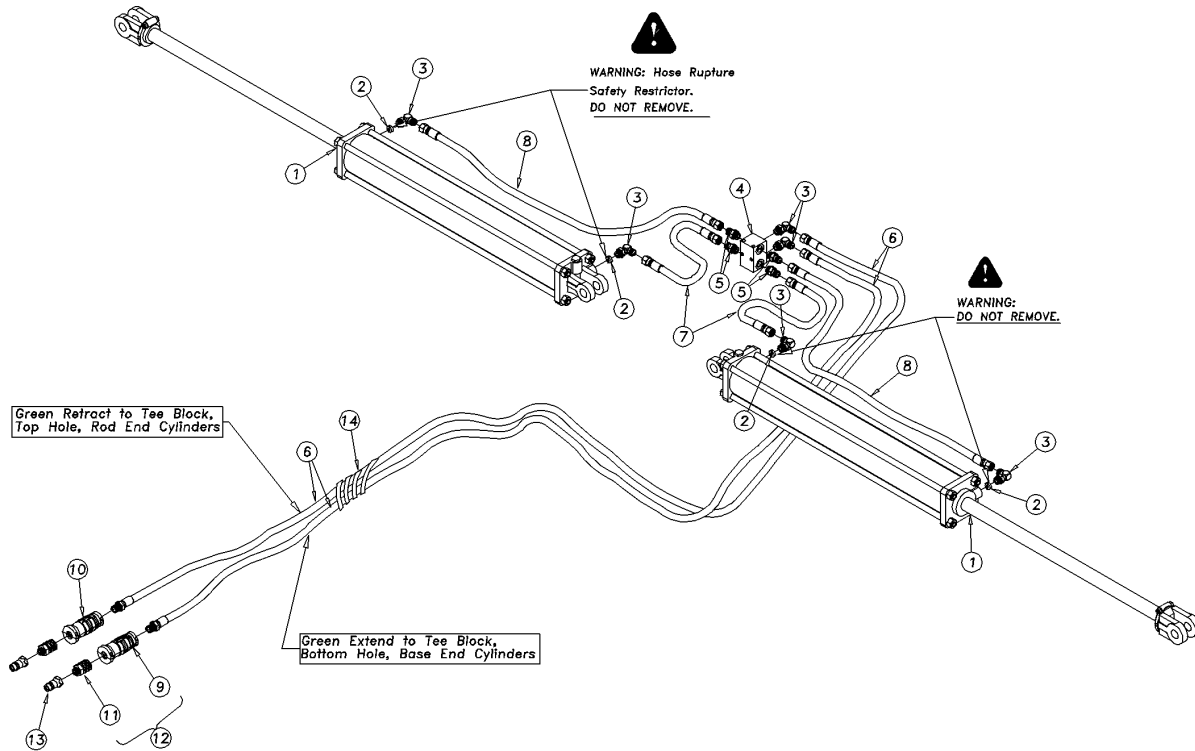
(Applies to 8539FCC, 8544FCC, 8548FCC, 8551FCC, 8556FCC, 8560FCC only)

Ref	Part No.	Part Description	Comments	Revision
	dwg42607	Image No.		
1.	810-480C	CYL REP 3.75X8X1.38 TIE 3000#	Models 8539-8548 Refer to "Hydraulic Cylinder" for breakdown.	
1.	810-138C	CYL REP 4X8X1.38 ROD TIE 3000#	Models 8551-8560 Refer to "Hydraulic Cylinder" for breakdown.	
2.	810-479C	CYL REP 3.50X8X1.25 TIE 3000#	Models 8539-8548 Refer to "Hydraulic Cylinder" for breakdown.	
2.	810-480C	CYL REP 3.75X8X1.38 TIE 3000#	Models 8551-8560 Refer to "Hydraulic Cylinder" for breakdown.	
3.	810-478C	CYL REP 3.25X8X1.25 TIE 3000#	Models 8539-8548 Refer to "Hydraulic Cylinder" for breakdown.	
3.	810-479C	CYL REP 3.50X8X1.25 TIE 3000#	Models 8551-8560 Refer to "Hydraulic Cylinder" for breakdown.	
4.	810-622C	REBOUND VALVE		
5.	810-511C	HYD VALVE DEPTH CONTROL CROSS		
5.	3C7272	CROSS CART. ASSY FOR 810-511C		
6.	811-088C	AD 3/4MORB 3/4MJIC		
7.	811-063C	EL 3/4MJIC 3/4MORB		
8.	811-078C	TE 3/4MJIC		
9.	811-857C	PL 3/4MORB		
10.	811-962C	HH3/8R2 175 3/4MORB 3/4FJIC	Models 8539-8548	
10.	841-842C	HH3/8R2 223 3/4MORB 3/4FJIC	Models 8551-8560	Rev. 2
10.	811-902C	HH3/8R2 220 3/4MORB 3/4FJIC	Models 8551-8560 Replaced by 841-842C	Rev. 1
11.	811-640C	HH3/8R2 016 3/4FJIC		
12.	811-653C	HH3/8R2 156 3/4FJIC	Models 8539-8548	
12.	811-935C	HH3/8R2 177 3/4FJIC	Models 8551-8560	
13.	811-731C	HH3/8R2 045 3/4FJIC	Models 8539-8548	
13.	811-670C	HH3/8R2 062 3/4FJIC	Models 8551-8560	
14.	841-279C	HH3/8R2 112 3/4FJIC	Models 8539	
14.	811-944C	HH3/8R2 159 3/4FJIC	Models 8544-8551	
14.	811-991C	HH3/8R2 187 3/4FJIC	Models 8556-8560	
15.	811-849C	HH3/8R2 090 3/4FJIC	Models 8539	
15.	841-003C	HH3/8R2 105 3/4FJIC	Models 8539-8544	
15.	841-010C	HH3/8R2 133 3/4FJIC	Models 8548-8556	
15.	841-234C	HH3/8R2 161 3/4FJIC	Models 8560	
16.	811-235C	HH3/8R2 222 3/4FJIC	Models 8539	
16.	811-972C	HH3/8R2 259 3/4FJIC	Models 8544	Rev. 2
16.	811-886C	HH3/8R2 237 3/4FJIC	Replaced by 811-972C	Rev. 1
16.	811-887C	HH3/8R2 252 3/4FJIC	Models 8548	
16.	811-940C	HH3/8R2 299 3/4FJIC	Models 8551	
16.	811-908C	HH3/8R2 320 3/4FJIC	Models 8556	
16.	811-990C	HH3/8R2 357 3/4FJIC	Models 8560	
17.	811-826C	HG HANDLE - BLACK EXT		
18.	811-913C	HG HANDLE - BLACK RET		
19.	811-919C	AD 3/4MORB 3/4FORB (HG)		
20.	548-001S	HG PAIR - BLACK MORB-FORB		
21.	811-394C	CP 3/4FORB MALE QD POPPET TYPE		
22.	575-268D	HOSE WRAP,LARGE SIZE,SHORT(8")	Includes items 17-19	

Hydraulic Fold Layout: 3-Section

(Applies to 8323FCC, 8328FCC, 8332FCC, 8336FCC only)

IMPORTANT: Refer to Hydraulic Layouts in Operator's Manual for proper hose routing to ensure hydraulics work properly.



Hydraulic Fold Layout: 3-Section

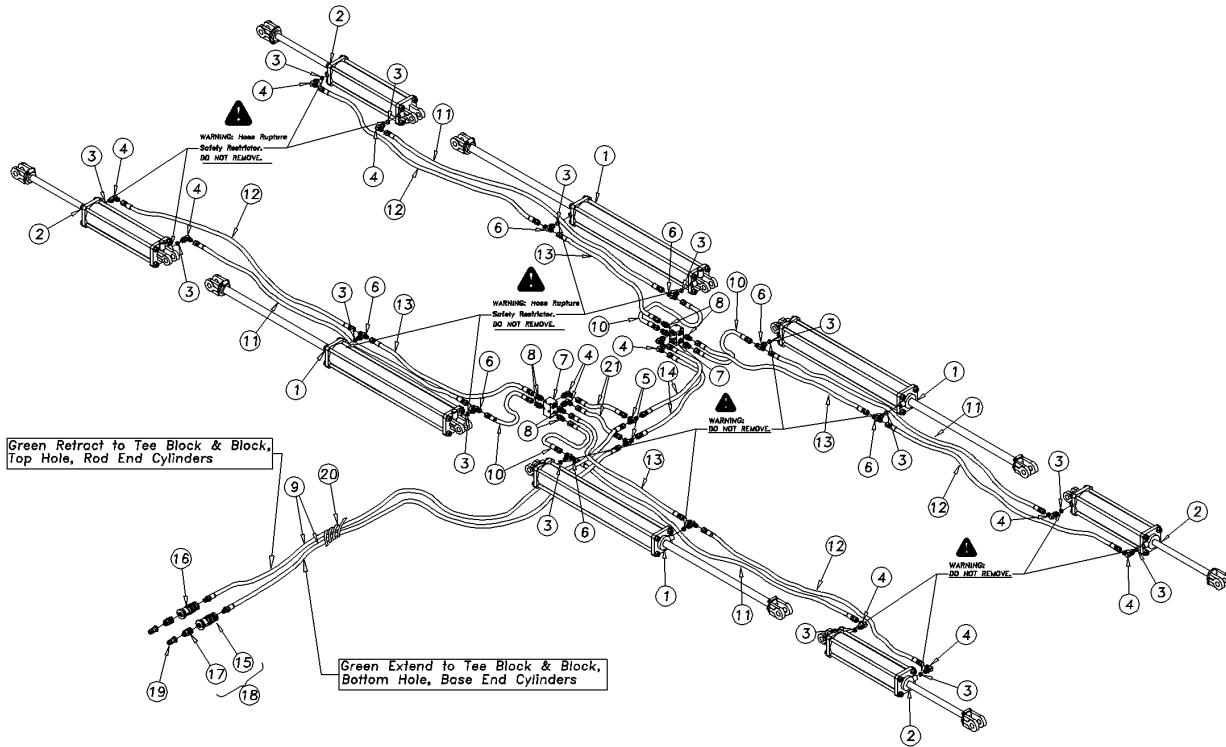
(Applies to 8323FCC, 8328FCC, 8332FCC, 8336FCC only)

Ref	Part No.	Part Description	Comments	Revision
	dwg42608	Image No.		
1.	810-488C	CYL 4X30X1.5 TIE 40.63 CL 3000	Refer to "Hydraulic Cylinder" for breakdown.	
2.	196-430D	ORIFICE PLATE 1/16 3/4MORB		
3.	811-063C	EL 3/4MJIC 3/4MORB		
4.	560-536D	DOUBLE HYD TEE BLOCK		
5.	811-088C	AD 3/4MORB 3/4MJIC		
6.	841-026C	HH3/8R2 279 3/4MORB 3/4FJIC	Models 8323-8332	
6.	841-528C	HH3/8R2 315 3/4MORB 3/4FJIC	Models 8336	
7.	811-943C	HH3/8R2 033 3/4FJIC	Models 8323-8332	
7.	811-980C	HH3/8R2 047 3/4FJIC	Models 8336	
8.	811-952C	HH3/8R2 057 3/4FJIC	Models 8323-8332	
8.	811-983C	HH3/8R2 073 3/4FJIC	Models 8336	
9.	811-915C	HG HANDLE - GREEN EXT		
10.	811-916C	HG HANDLE - GREEN RET		
11.	811-919C	AD 3/4MORB 3/4FORB (HG)		
12.	548-003S	HG PAIR - GREEN MORB-FORB	Includes items 9-11	
13.	811-394C	CP 3/4FORB MALE QD POPPET TYPE		
14.	575-268D	HOSE WRAP,LARGE SIZE,SHORT(8")		

Hydraulic Fold Layout: 5-Section

(Applies to 8539FCC, 8544FCC, 8548FCC, 8551FCC, 8556FCC, 8560FCC only)

IMPORTANT: Refer to Hydraulic Layouts in Operator's Manual for proper hose routing to ensure hydraulics work properly.



Hydraulic Fold Layout: 5-Section

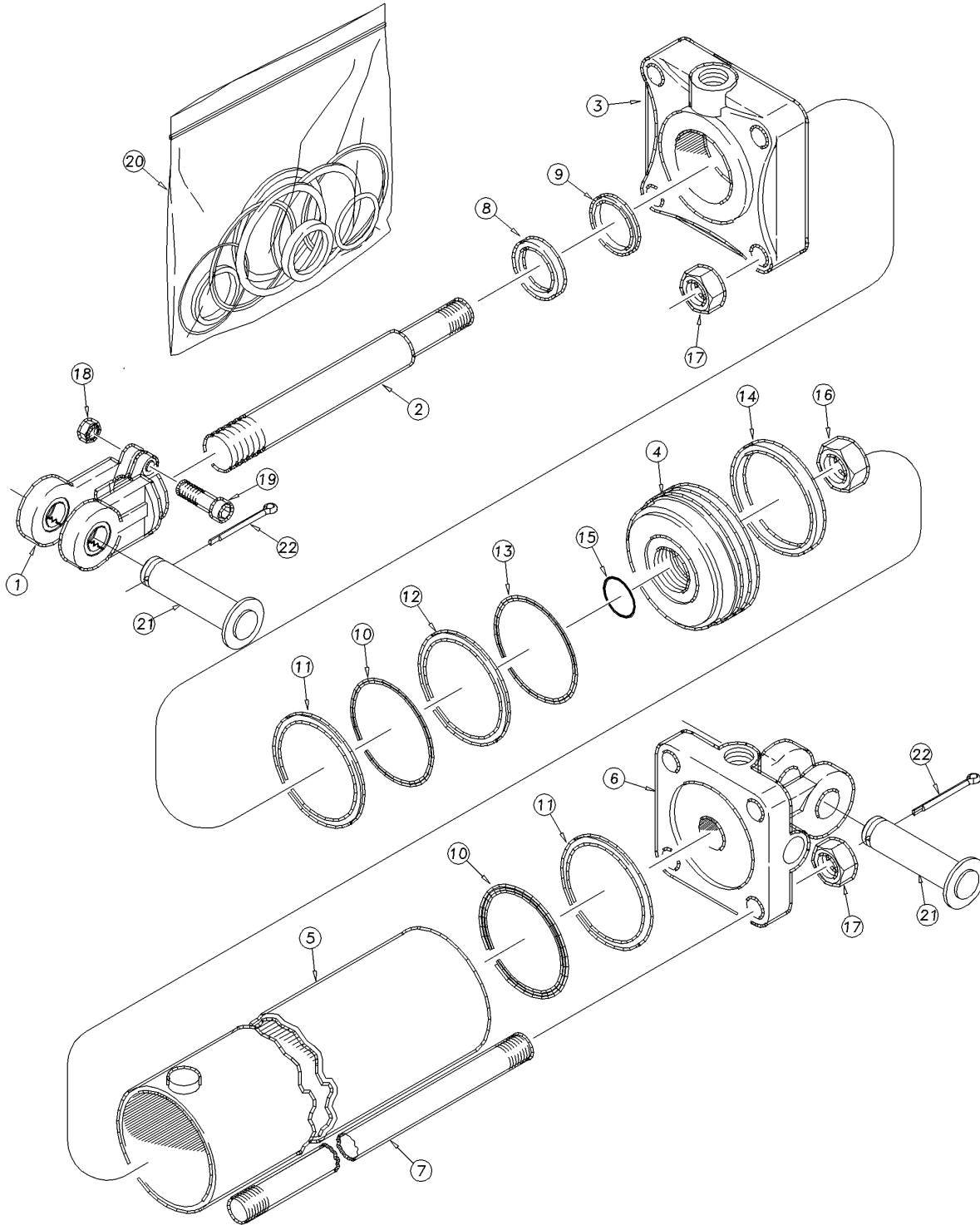
(Applies to 8539FCC, 8544FCC, 8548FCC, 8551FCC, 8556FCC, 8560FCC only)

Ref	Part No.	Part Description	Comments	Revision
	dwg42609	Image No.		
1.	810-488C	CYL 4X30X1.5 TIE 40.63 CL 3000	Refer to "Hydraulic Cylinder" for breakdown.	
2.	810-486C	CYL 4X16X1.25 TIE 26.63CL 3000	Refer to "Hydraulic Cylinder" for breakdown.	
3.	196-430D	ORIFICE PLATE 1/16 3/4MORB		
4.	811-063C	EL 3/4MJIC 3/4MORB		
5.	811-078C	TE 3/4MJIC		
6.	811-077C	TE 3/4MORB 3/4MJIC 3/4MJIC		
7.	560-536D	DOUBLE HYD TEE BLOCK		
8.	811-088C	AD 3/4MORB 3/4MJIC		
9.	841-042C	HH3/8R2 249 3/4MORB 3/4FJIC	Models 8539-8548	
9.	841-026C	HH3/8R2 279 3/4MORB 3/4FJIC	Models 8551-8560	
10.	811-943C	HH3/8R2 033 3/4FJIC	Models 8539-8548	
10.	811-980C	HH3/8R2 047 3/4FJIC	Models 8551-8560	
11.	811-897C	HH3/8R2 123 3/4FJIC	Models 8539	
11.	811-653C	HH3/8R2 156 3/4FJIC	Models 8544-8548	
11.	811-583C	HH3/8R2 158 3/4FJIC	Models 8551	
11.	811-967C	HH3/8R2 185 3/4FJIC	Models 8556-8560	
12.	811-279C	HH3/8R2 112 3/4FJIC	Models 8539	
12.	811-126C	HH3/8R2 140 3/4FJIC	Models 8544-8548	
12.	811-550C	HH3/8R2 144 3/4FJIC	Models 8551	
12.	841-195C	HH3/8R2 170 3/4FJIC	Models 8556-8560	
13.	811-952C	HH3/8R2 057 3/4FJIC	Models 8539-8548	
13.	811-983C	HH3/8R2 073 3/4FJIC	Models 8551-8560	
14.	811-936C	HH3/8R2 119 3/4FJIC	Models 8551-8560	
14.	841-281C	HH3/8R2 096 3/4FJIC	Models 8539-8548	
15.	811-915C	HG HANDLE - GREEN EXT		
16.	811-916C	HG HANDLE - GREEN RET		
17.	811-919C	AD 3/4MORB 3/4FORB (HG)		
18.	548-003S	HG PAIR - GREEN MORB-FORB	Includes items 15-17	
19.	811-394C	CP 3/4FORB MALE QD POPPET TYPE		
20.	575-268D	HOSE WRAP,LARGE SIZE,SHORT(8")		
21.	811-128C	HH3/8R2 025 3/4FJIC	Models 8539-8548	
21.	811-980C	HH3/8R2 047 3/4FJIC	Models 8551-8560	

[Table of Contents](#) [Part Number Index](#)

Hydraulic Cylinder (810-138C 4X8X1.38 Rod)

(Applies to 8551FCC, 8556FCC, 8560FCC only)



41918

Hydraulic Cylinder (810-138C 4X8X1.38 Rod)

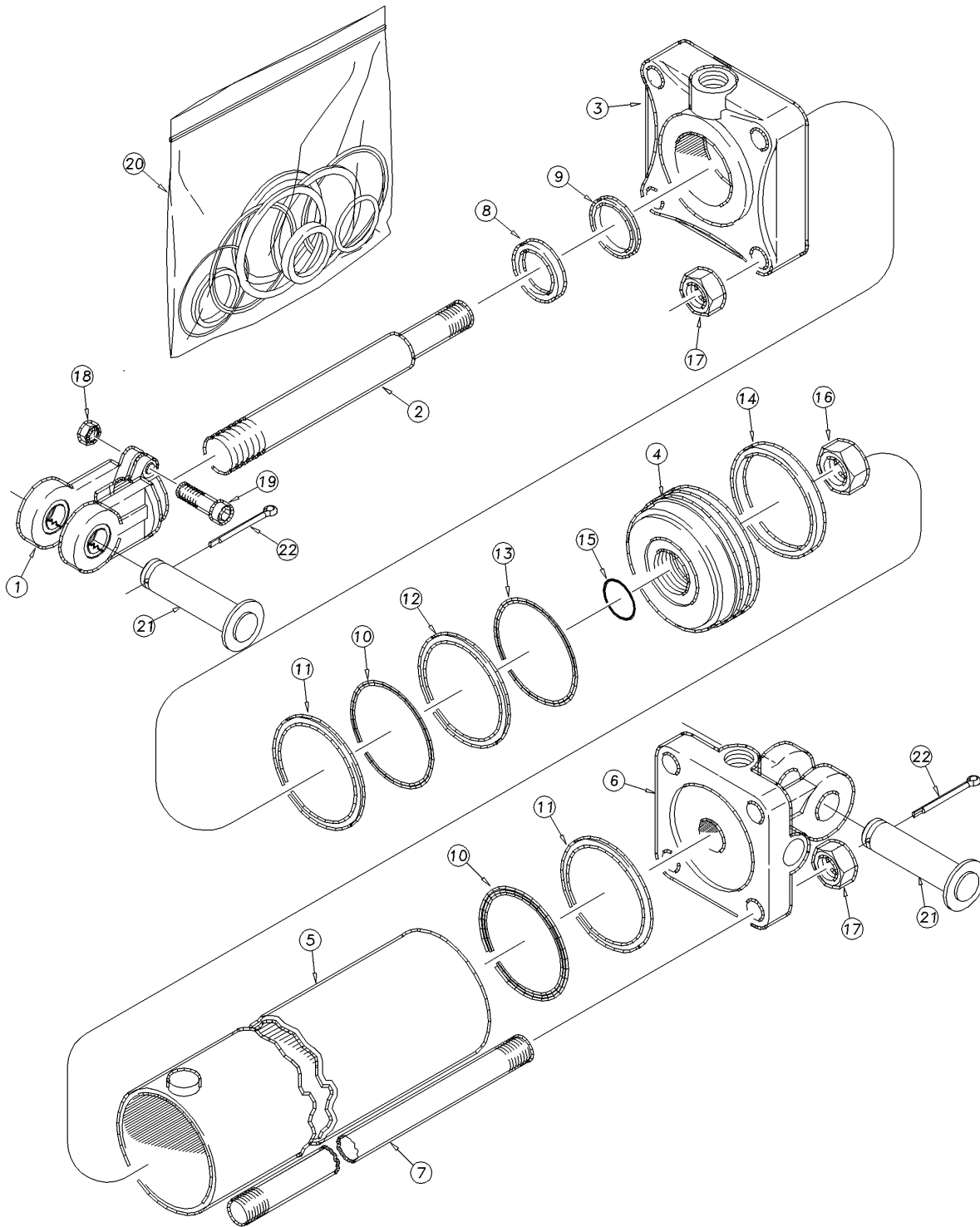
(Applies to 8551FCC, 8556FCC, 8560FCC only)

Ref	Part No.	Part Description	Comments	Revision
	dwg41918	Image No.		
1.	1M7016-ADI	MIDWAY HARDENED CLEVIS ADI		
2.	2M6816NC	MW ROD 1 3/8 DIA		
3.	3R5840	MW HEAD		
4.	4R5109	MW PISTON		
5.	5R5116	MIDWAY TUBE		
6.	6R5164-ADI	MIDWAY ADI BASE		
7.	7M6316	MW TIE ROD 4 X 10 CYLINDER		
8.		MW WIPER SEAL	Only in item 20	
9.		U-CUP	Only in item 20	
10.		O-RING MIDWAY	Only in item 20	
11.		BACK UP MIDWAY	Only in item 20	
12.		TEFLON SEAL	Only in item 20	
13.		LOADER	Only in item 20	
14.		WEAR RING	Only in item 20	
15.		O-RING	Only in item 20	
16.	2A0024	MW PISTON NUT 1-14		
17.	2A0018	MW TIE ROD NUT		
18.	803-234C	NUT HEX 3/8-16 PLAIN		
19.	802-023C	HHCS 3/8-16X1 3/4 GR5		
20.	810-151C	SEAL KIT MW 4 RPH CYL 4A5103		
21.	805-396C	PIN CLEVIS 1 X 3 1/8 USABLE		
22.	805-058C	PIN COTTER 3/16 X 2		

[Table of Contents](#) [Part Number Index](#)

Hydraulic Cylinder (810-478C 3.25X8X1.25 Rod)

(Applies to 8323FCC, 8328FCC, 8332FCC, 8336FCC, 8539FCC, 8544FCC, 8548FCC only)



41918

Hydraulic Cylinder (810-478C 3.25X8X1.25 Rod)

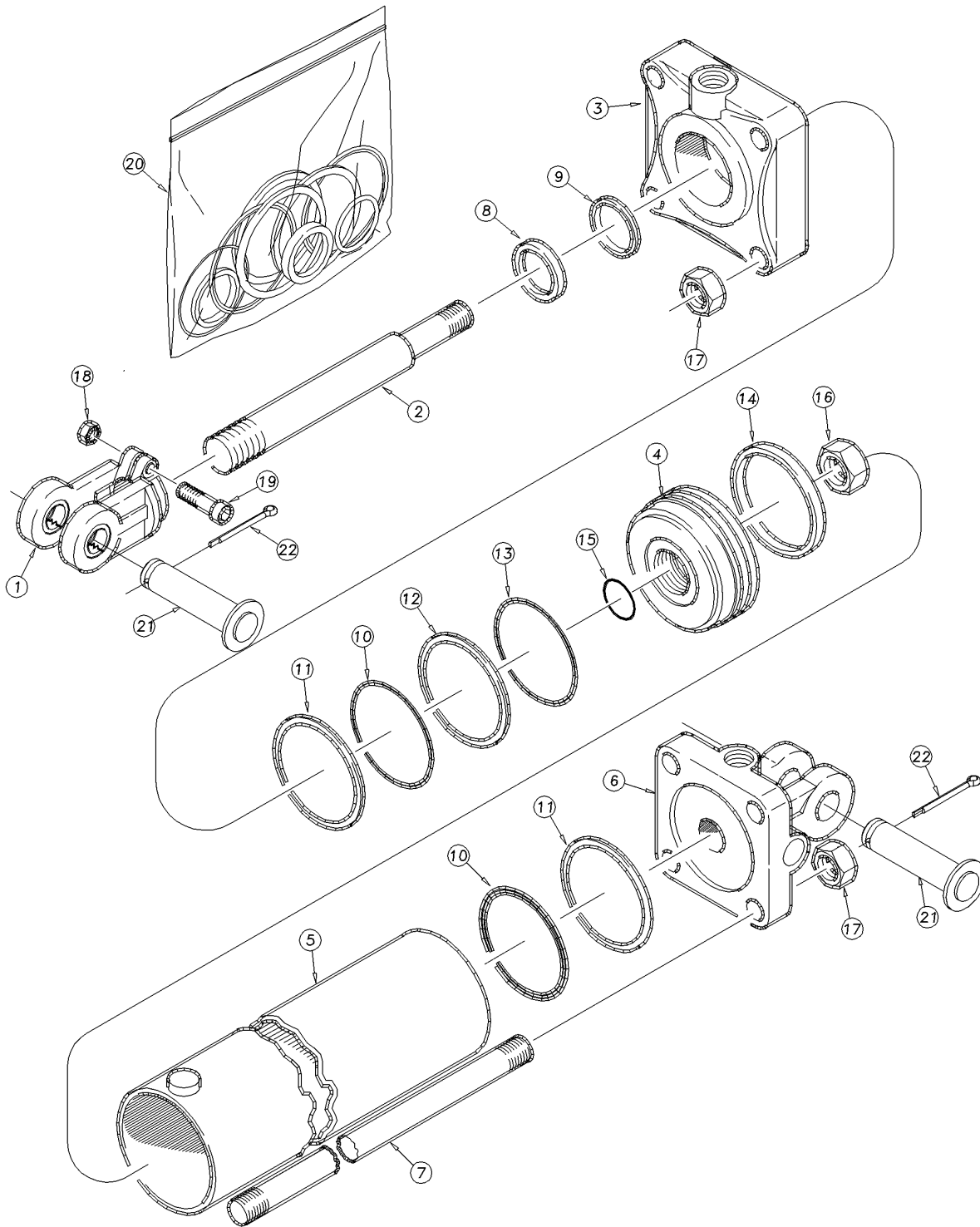
(Applies to 8323FCC, 8328FCC, 8332FCC, 8336FCC, 8539FCC, 8544FCC, 8548FCC only)

Ref	Part No.	Part Description	Comments	Revision
	dwg41918	Image No.		
1.	1M7016-ADI	MIDWAY HARDENED CLEVIS ADI		
2.	2M5416NC	MW ROD 1 1/4 DIA		
3.	3R2440	MW HEAD		
4.	4R2109	PISTON MIDWAY		
5.	5R2116	TUBE MIDWAY		
6.	6R2164-ADI	MIDWAY ADI BASE		
7.	7M5316	MW TIE ROD		
8.		MW WIPER SEAL	Only in item 20	
9.		U-CUP	Only in item 20	
10.		O-RING MIDWAY	Only in item 20	
11.		BACK UP MIDWAY	Only in item 20	
12.		TEFLON SEAL	Only in item 20	
13.		LOADER	Only in item 20	
14.		WEAR RING	Only in item 20	
15.		O-RING	Only in item 20	
16.	2A0024	MW PISTON NUT 1-14		
17.	2A0016	MW TIE ROD NUT		
18.	803-234C	NUT HEX 3/8-16 PLAIN		
19.	802-023C	HHCS 3/8-16X1 3/4 GR5		
20.	810-173C	SEAL KIT MW 3.25 RPHCYL 4A2104		
21.	805-396C	PIN CLEVIS 1 X 3 1/8 USABLE		
22.	805-058C	PIN COTTER 3/16 X 2		

[Table of Contents](#) [Part Number Index](#)

Hydraulic Cylinder (810-479C 3.50X8X1.25 Rod)

(Applies to 8323FCC, 8328FCC, 8332FCC, 8336FCC, 8539FCC, 8544FCC, 8548FCC, 8551FCC, 8556FCC, 8560FCC only)



41918

Hydraulic Cylinder (810-479C 3.50X8X1.25 Rod)

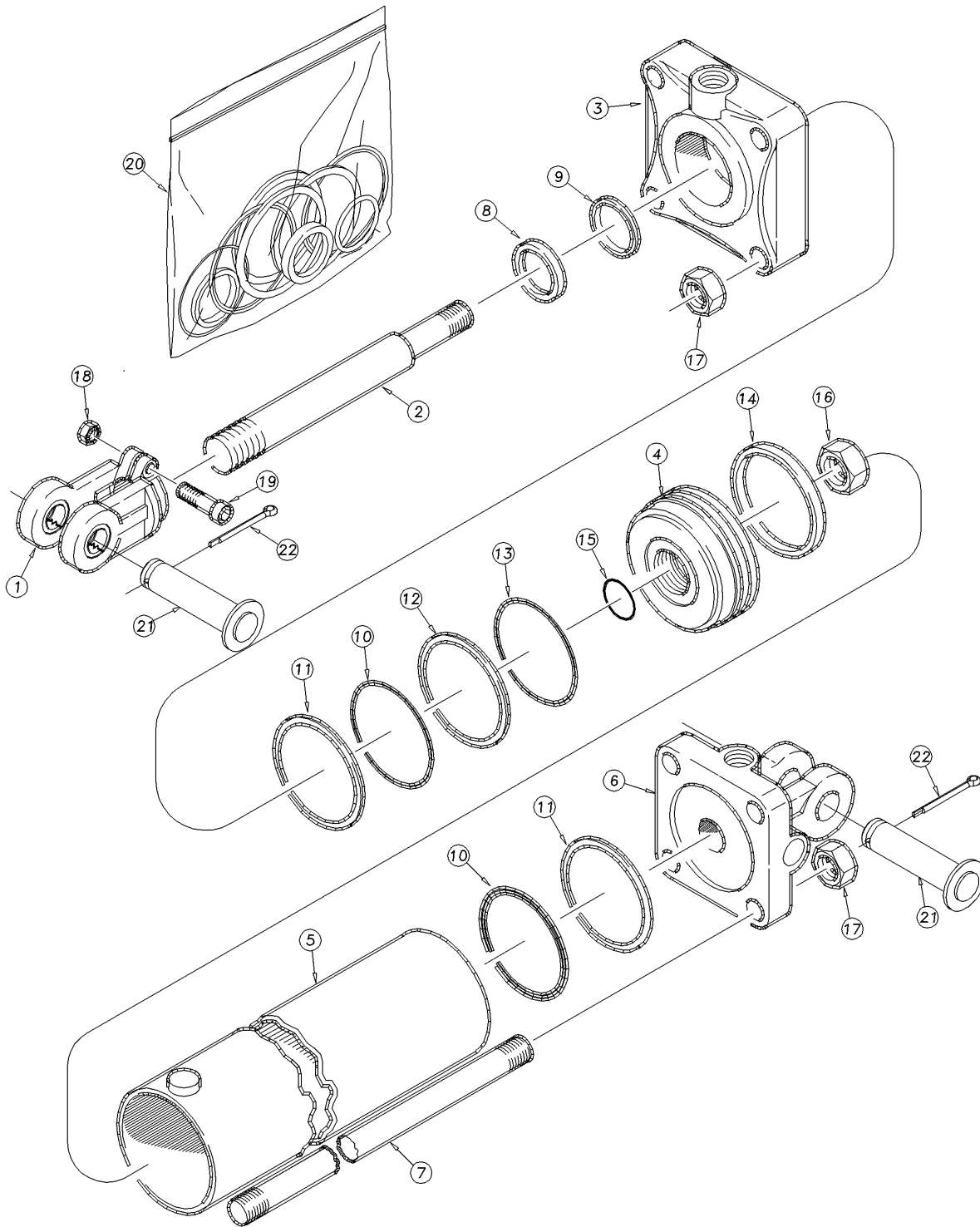
(Applies to 8323FCC, 8328FCC, 8332FCC, 8336FCC, 8539FCC, 8544FCC, 8548FCC, 8551FCC, 8556FCC, 8560FCC only)

Ref	Part No.	Part Description	Comments	Revision
	dwg41918	Image No.		
1.	1M7016-ADI	MIDWAY HARDENED CLEVIS ADI		
2.	2M5416NC	MW ROD 1 1/4 DIA		
3.	3R3440	MW HEAD		
4.	4R3109	PISTON MIDWAY		
5.	5R3116	TUBE MIDWAY		
6.	6R3164-ADI	MIDWAY ADI BASE		
7.	7M5316	MW TIE ROD		
8.		MW WIPER SEAL	Only in item 20	
9.		U-CUP	Only in item 20	
10.		O-RING MIDWAY	Only in item 20	
11.		BACK UP MIDWAY	Only in item 20	
12.		TEFLON SEAL	Only in item 20	
13.		LOADER	Only in item 20	
14.		WEAR RING	Only in item 20	
15.		O-RING	Only in item 20	
16.	2A0024	MW PISTON NUT 1-14		
17.	2A0016	MW TIE ROD NUT		
18.	803-234C	NUT HEX 3/8-16 PLAIN		
19.	802-023C	HHCS 3/8-16X1 3/4 GR5		
20.	810-174C	SEAL KIT MW 3.5 RPHCYL 4A3104		
21.	805-396C	PIN CLEVIS 1 X 3 1/8 USABLE		
22.	805-058C	PIN COTTER 3/16 X 2		

[Table of Contents](#) [Part Number Index](#)

Hydraulic Cylinder (810-480C 3.75X8X1.38 Rod)

(Applies to 8539FCC, 8544FCC, 8548FCC, 8551FCC, 8556FCC, 8560FCC only)



41918

Hydraulic Cylinder (810-480C 3.75X8X1.38 Rod)

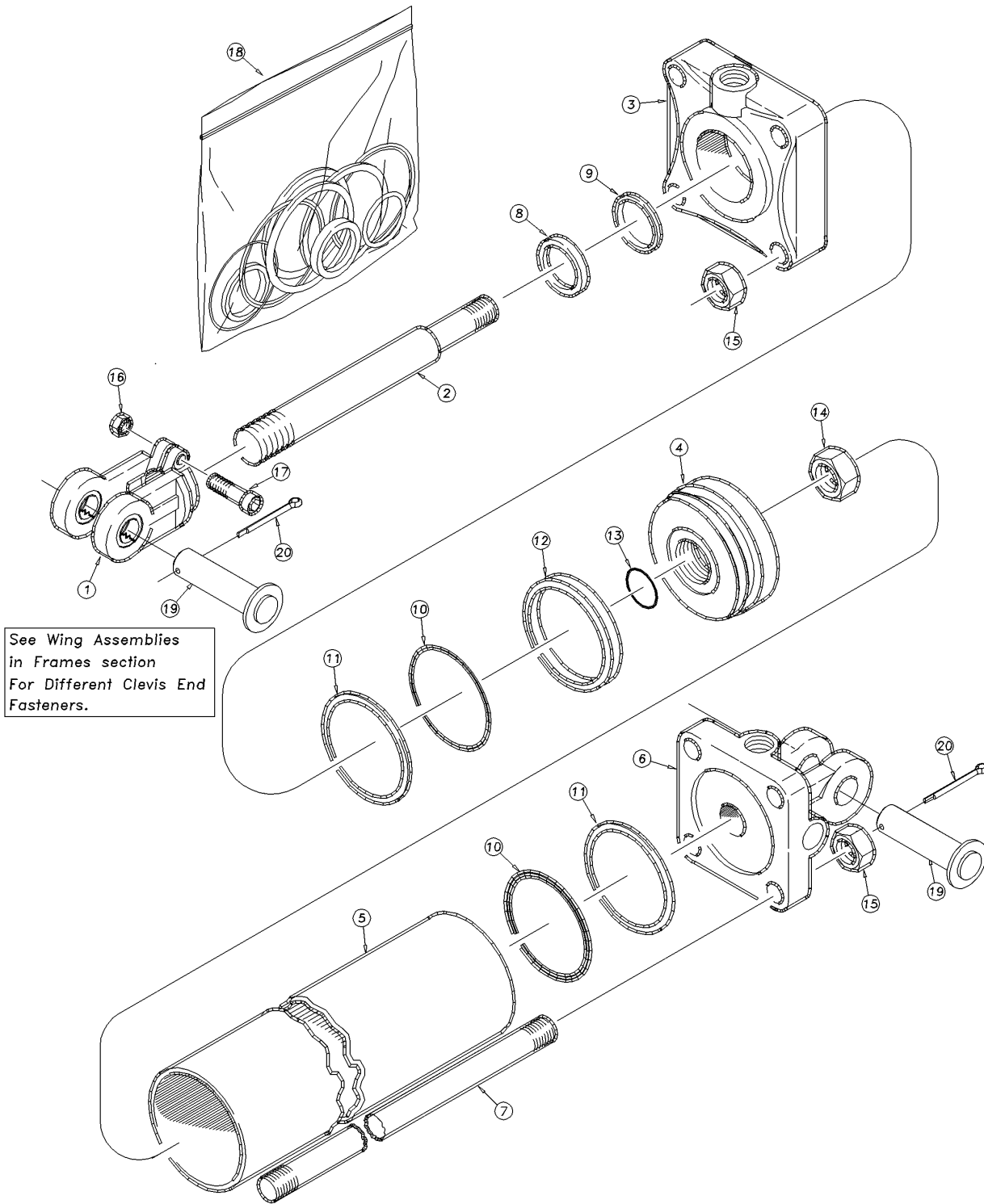
(Applies to 8539FCC, 8544FCC, 8548FCC, 8551FCC, 8556FCC, 8560FCC only)

Ref	Part No.	Part Description	Comments	Revision
	dwg41918	Image No.		
1.	1M7016-ADI	MIDWAY HARDENED CLEVIS ADI		
2.	2M6816NC	MW ROD		
3.	3R4840	MW HEAD		
4.	4R4109	PISTON MIDWAY		
5.	5R4116	MIDWAY TUBE		
6.	6R4164-ADI	MIDWAY ADI BASE		
7.	7M7316	MW TIE ROD		
8.		MW WIPER SEAL	Only in item 20	
9.		U-CUP	Only in item 20	
10.		O-RING MIDWAY	Only in item 20	
11.		BACK UP MIDWAY	Only in item 20	
12.		TEFLON SEAL	Only in item 20	
13.		LOADER	Only in item 20	
14.		WEAR RING	Only in item 20	
15.		O-RING	Only in item 20	
16.	2A0024	MW PISTON NUT 1-14		
17.	2A0018	MW TIE ROD NUT		
18.	803-234C	NUT HEX 3/8-16 PLAIN		
19.	802-023C	HHCS 3/8-16X1 3/4 GR5		
20.	810-373C	SEAL KIT MW 3.75X1.375 4A4103		
21.	805-396C	PIN CLEVIS 1 X 3 1/8 USABLE		
22.	805-058C	PIN COTTER 3/16 X 2		

[Table of Contents](#) [Part Number Index](#)

Hydraulic Cylinder (810-486C 4X16X1.25 Rod)

(Applies to 8539FCC, 8544FCC, 8548FCC, 8551FCC, 8556FCC, 8560FCC only)



Hydraulic Cylinder (810-486C 4X16X1.25 Rod)

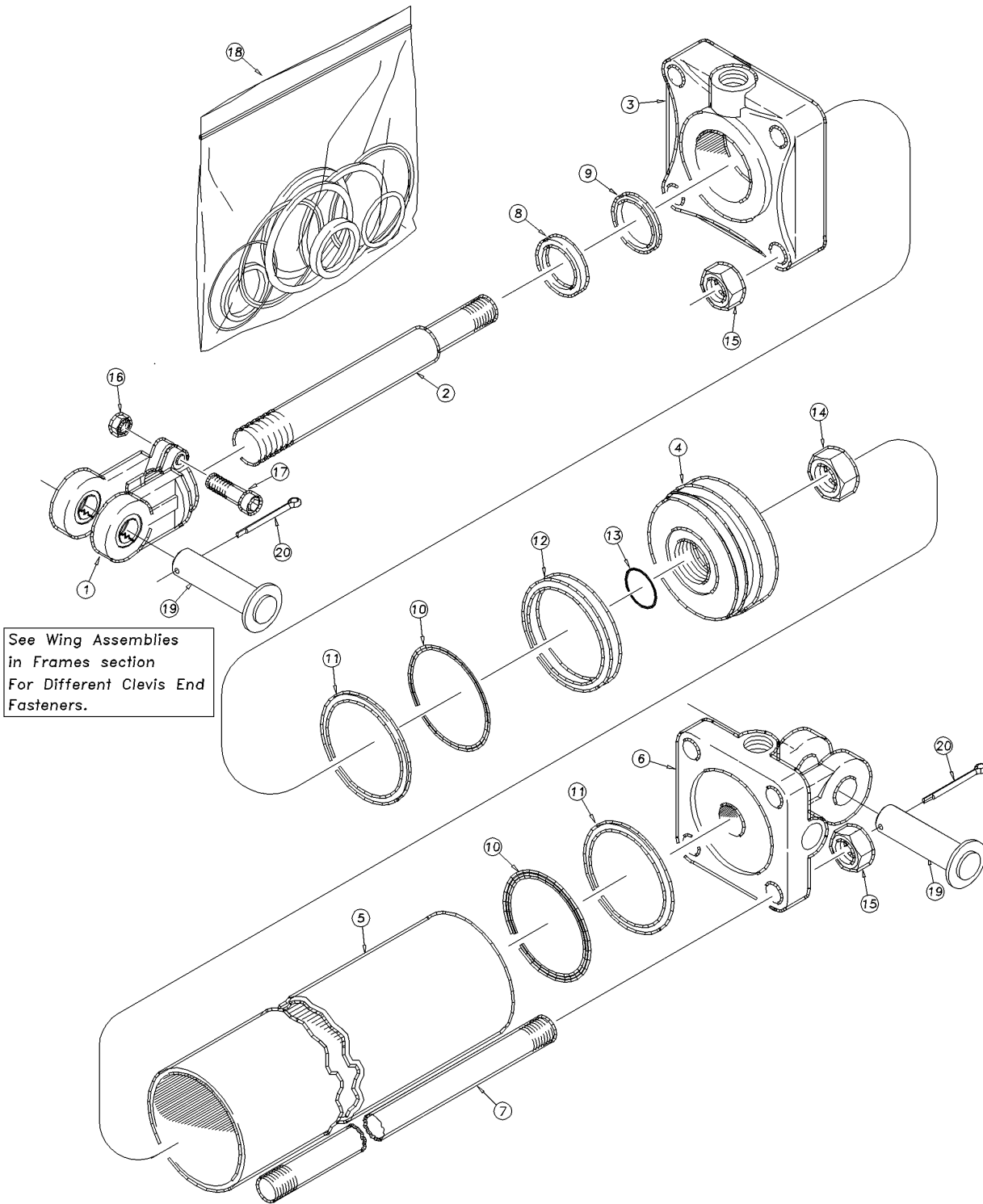
(Applies to 8539FCC, 8544FCC, 8548FCC, 8551FCC, 8556FCC, 8560FCC only)

Ref	Part No.	Part Description	Comments	Revision
	dwg41913	Image No.		
1.	1M7016-ADI	MIDWAY HARDENED CLEVIS ADI		
2.	2M6482NC	MW ROD 1 1/4 DIA		
3.	3R5712	MW HEAD		
4.	4M6108	MW PISTON		
5.	5M6124	MW TUBE 4 X 16 CYLINDER		
6.	6R5162-ADI	MIDWAY ADI BASE		
7.	7M6324	MW TIE ROD 4 X 16 CYLINDER		
8.		MW WIPER	Only in item 18	
9.		U-CUP	Only in item 20	
10.		O-RING MIDWAY	Only in item 20	
11.		BACK UP MIDWAY	Only in item 20	
12.		CROWN SEAL MIDWAY	Only in item 20	
13.		MW PISTON NUT SEAL	Only in item 20	
14.	2A0024	MW PISTON NUT 1-14		
15.	2A0018	MW TIE ROD NUT		
16.	803-234C	NUT HEX 3/8-16 PLAIN		
17.	802-023C	HHCS 3/8-16X1 3/4 GR5		
18.	810-013C	CYL SEAL KIT 4 X 14 MW 5A6102		
19.	805-396C	PIN CLEVIS 1 X 3 1/8 USABLE		
20.	805-058C	PIN COTTER 3/16 X 2		

[Table of Contents](#) [Part Number Index](#)

Hydraulic Cylinder (810-488C 4X30X1.5 Rod)

(Applies to 8323FCC, 8328FCC, 8332FCC, 8336FCC, 8539FCC, 8544FCC, 8548FCC, 8551FCC, 8556FCC, 8560FCC only)



41913

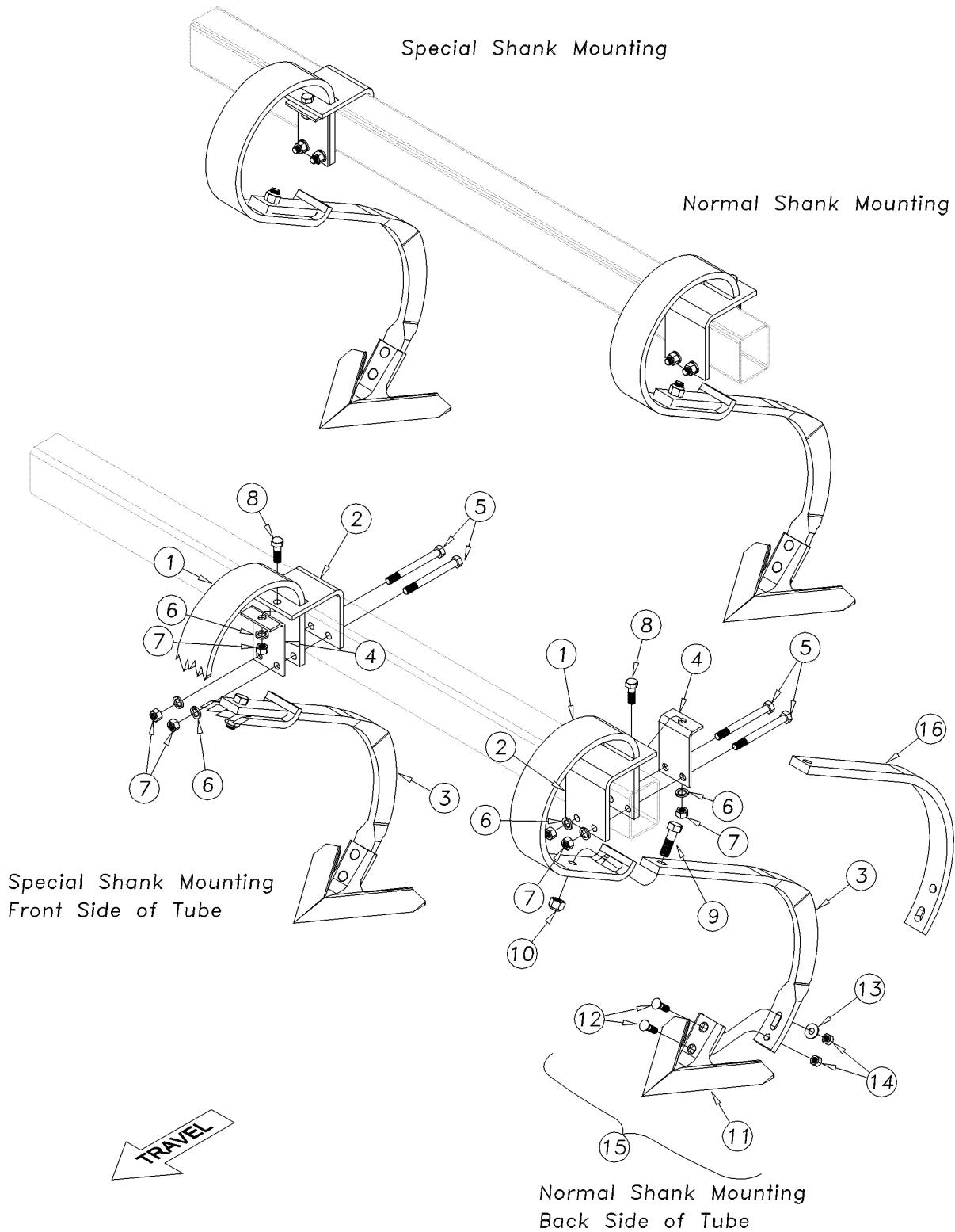
Hydraulic Cylinder (810-488C 4X30X1.5 Rod)

(Applies to 8323FCC, 8328FCC, 8332FCC, 8336FCC, 8539FCC, 8544FCC, 8548FCC, 8551FCC, 8556FCC, 8560FCC only)

Ref	Part No.	Part Description	Comments	Revision
	dwg41913	Image No.		
1.	1M7021-ADI	MW ROD CLEVIS 1.00PN 1.5-12THD		
2.	2S6576NC	MW ROD		
3.	3R5912	HEAD MIDWAY		
4.	4M6108	MW PISTON		
5.	5M6138	MIDWAY TUBE		
6.	6R5162-ADI	MIDWAY ADI BASE		
7.	7M6338	MW TIE ROD 4 X 16 CYLINDER		
8.		MW WIPER	Only in item 18	
9.		U-CUP	Only in item 20	
10.		O-RING MIDWAY	Only in item 20	
11.		BACK UP MIDWAY	Only in item 20	
12.		CROWN SEAL MIDWAY	Only in item 20	
13.		MW PISTON NUT SEAL	Only in item 20	
14.	2A0024	MW PISTON NUT 1-14		
15.	2A0018	MW TIE ROD NUT		
16.	803-234C	NUT HEX 3/8-16 PLAIN		
17.	802-023C	HHCS 3/8-16X1 3/4 GR5		
18.	810-060C	CYL SEAL KIT-810-031C-5A6104		
19.	805-396C	PIN CLEVIS 1 X 3 1/8 USABLE		
20.	805-058C	PIN COTTER 3/16 X 2		

K-Flex Shank Assembly

(Applies to 8323FCC, 8328FCC, 8332FCC, 8336FCC, 8539FCC, 8544FCC, 8548FCC, 8551FCC, 8556FCC, 8560FCC only)



41688

K-Flex Shank Assembly

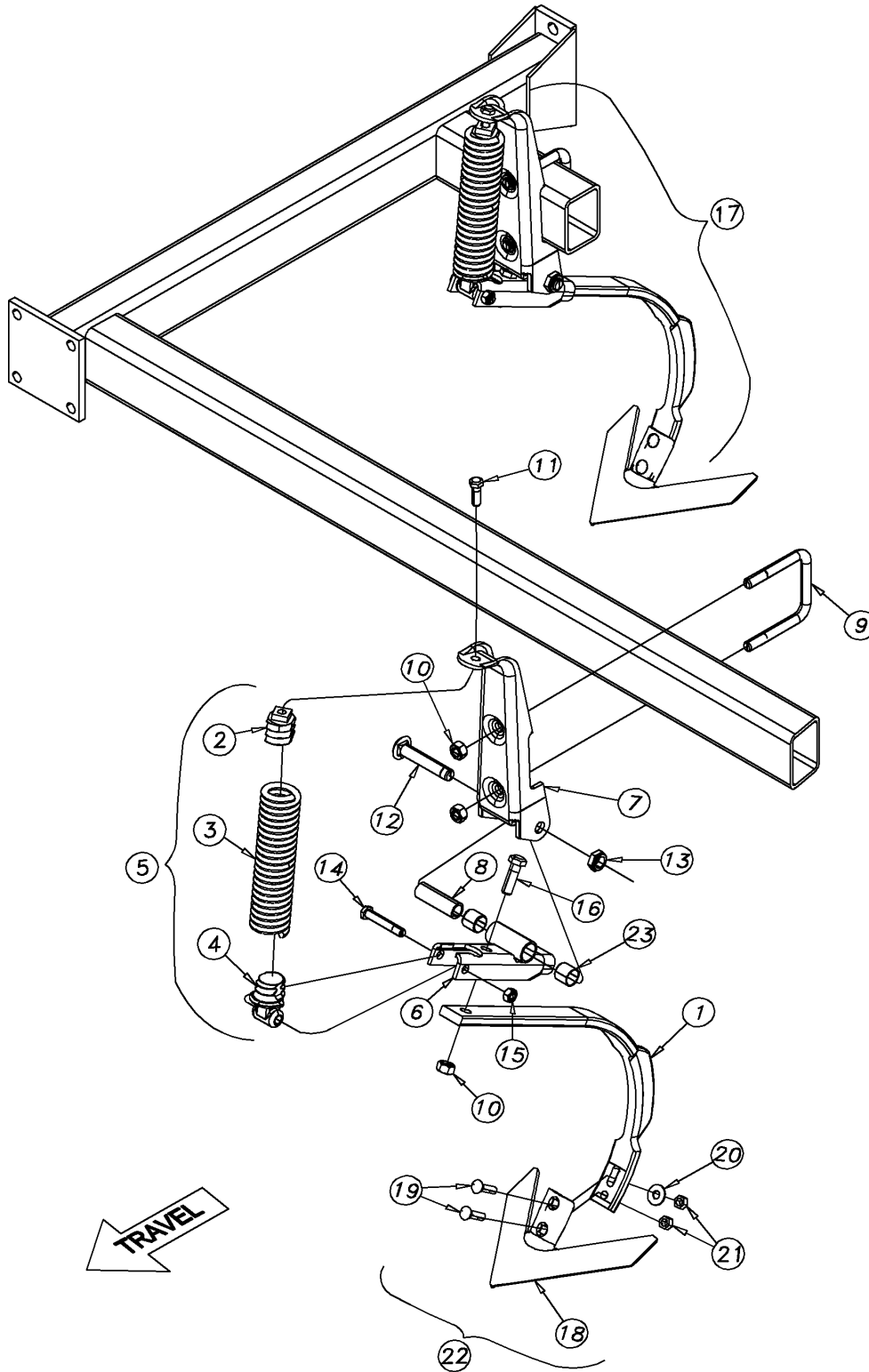
(Applies to 8323FCC, 8328FCC, 8332FCC, 8336FCC, 8539FCC, 8544FCC, 8548FCC, 8551FCC, 8556FCC, 8560FCC only)

Ref	Part No.	Part Description	Comments	Revision
	dwg41688	Image No.		
1.	820-299C	HVY DUTY K-FLEX SHANK MOUNT		
2.	552-003D	K-FLEX CLAMP 4X3 HD		
3.	820-296C	SHANK 5/8X1 3/4X30 MIN DRAFT		
4.	552-001D	K-FLEX CLIP, 4		
5.	802-045C	HHCS 1/2-13X5 GR5		
6.	804-015C	WASHER LOCK SPRING 1/2 PLT		
7.	803-020C	NUT HEX 1/2-13 PLT		
8.	802-091C	HHCS 1/2-13X1 1/2 GR5		
9.	802-053C	HHCS 5/8-11X1 3/4 GR5		
9.	802-055C	HHCS 5/8-11X2 GR5	Replaced by 802-053C	
10.	803-271C	NUT HEX TOP LOCK 5/8-11 PLT		
11.	820-400C	SWEEP 10 HARDFACED		
11.	820-401C	SWEEP 11 HARDFACED		
11.	820-404C	SWEEP 10 REGULAR		
11.	820-405C	SWEEP 11 REGULAR		
12.	802-090C	PLOW 7/16-14X1 3/4 GR5		
13.	804-204C	WASHER FLAT 7/16 USS PLT		
14.	803-245C	NUT HEX NYLOCK 7/16-14 PLT		
15.	575-807V	SWEEP, 10" W/BOLTS	Includes items 11-14	
15.	575-767V	10" SWEEP W/BOLTS, HARDFACED	Includes items 11-14	
15.	575-808V	SWEEP, 11" W/BOLTS	Includes items 11-14	
15.	575-804V	SWEEP, 11" W/BOLTS, HARDFACED	Includes items 11-14	
16.	820-295C	SHANK 5/8X1 3/4X30 FLAT		

[Table of Contents](#) [Part Number Index](#)

Magnum Shank Assembly (S/N GP-2265CC+)

(Applies to 8323FCC, 8328FCC, 8332FCC, 8336FCC, 8539FCC, 8544FCC, 8548FCC, 8551FCC, 8556FCC, 8560FCC only)



43242

Magnum Shank Assembly (S/N GP-2265CC+)

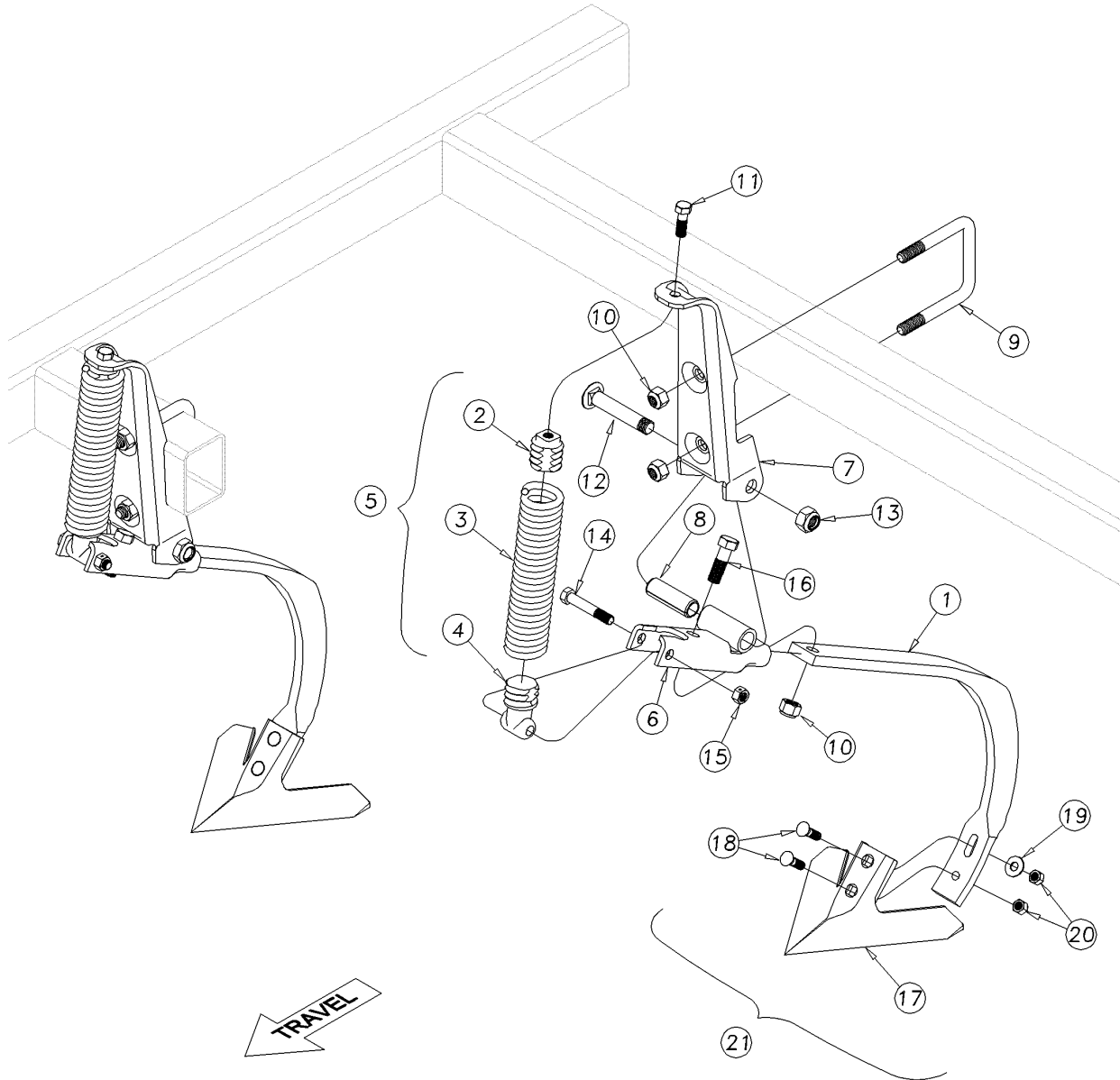
(Applies to 8323FCC, 8328FCC, 8332FCC, 8336FCC, 8539FCC, 8544FCC, 8548FCC, 8551FCC, 8556FCC, 8560FCC only)

Ref	Part No.	Part Description	Comments	Revision
	dwg43242	Image No.		
1.	820-296C	SHANK 5/8X1 3/4X30 MIN DRAFT		
1.	820-295C	SHANK 5/8X1 3/4X30 FLAT		
2.	552-030D	7/16X1.5 ID TOP SPRING PLUG		
3.	807-149C	SPRING EXT 2.42OD .438W 9.69LG		
4.	812-143C	7/16X1.5 ID BOTTOM SPRING PLUG		
5.	552-057V	HEAVY SPRING/PLUG SUB ASSY	Includes items 2 thru 4	
6.	552-161V	SHANK CRADLE WITH BUSHINGS		
7.	552-006D	SHANK UPRIGHT F/4" TUBE		
8.	552-034D	SHANK BRACKET PIVOT TUBE		
9.	806-161C	U-BOLT 5/8-11 X 4 1/3 X 4		
10.	803-271C	NUT HEX TOP LOCK 5/8-11 PLT		
11.	802-507C	HHCS 1/2-13X1 1/2 GR5 SPCL THD		
12.	802-485C	RHSNB 3/4-10X4 1/8 GR5 SPTHD		
13.	803-126C	NUT HEX JAM NYLOCK 3/4-10 PLT		
14.	802-535C	HHCS 1/2-13X3 GR5 SPCL THD PLT		
15.	803-342C	NUT HEX TOP LOCK 1/2 - 13 PLT		
16.	802-053C	HHCS 5/8-11X1 3/4 GR5		
16.	802-055C	HHCS 5/8-11X2 GR5	Replaced by 802-053C	
17.	552-156L	SHANK MIN DRFT SPRING HVY ASSY	Includes items 1-16	
18.	820-400C	SWEEP 10 HARDFACED		
18.	820-401C	SWEEP 11 HARDFACED		
18.	820-404C	SWEEP 10 REGULAR		
18.	820-405C	SWEEP 11 REGULAR		
19.	802-090C	PLOW 7/16-14X1 3/4 GR5		
20.	804-204C	WASHER FLAT 7/16 USS PLT		
21.	803-245C	NUT HEX NYLOCK 7/16-14 PLT		
22.	575-807V	SWEEP, 10" W/BOLTS	Includes items 18-21	
22.	575-767V	10" SWEEP W/BOLTS, HARDFACED	Includes items 18-21	
22.	575-808V	SWEEP, 11" W/BOLTS	Includes items 18-21	
22.	575-804V	SWEEP, 11" W/BOLTS, HARDFACED	Includes items 18-21	
23.	837-008C	SLEEVE BEARING 1 ID		

[Table of Contents](#) [Part Number Index](#)

Magnum Shank Assembly (S/N GP-2264CC-)

(Applies to 8323FCC, 8328FCC, 8332FCC, 8336FCC, 8539FCC, 8544FCC, 8548FCC, 8551FCC, 8556FCC, 8560FCC only)



40347

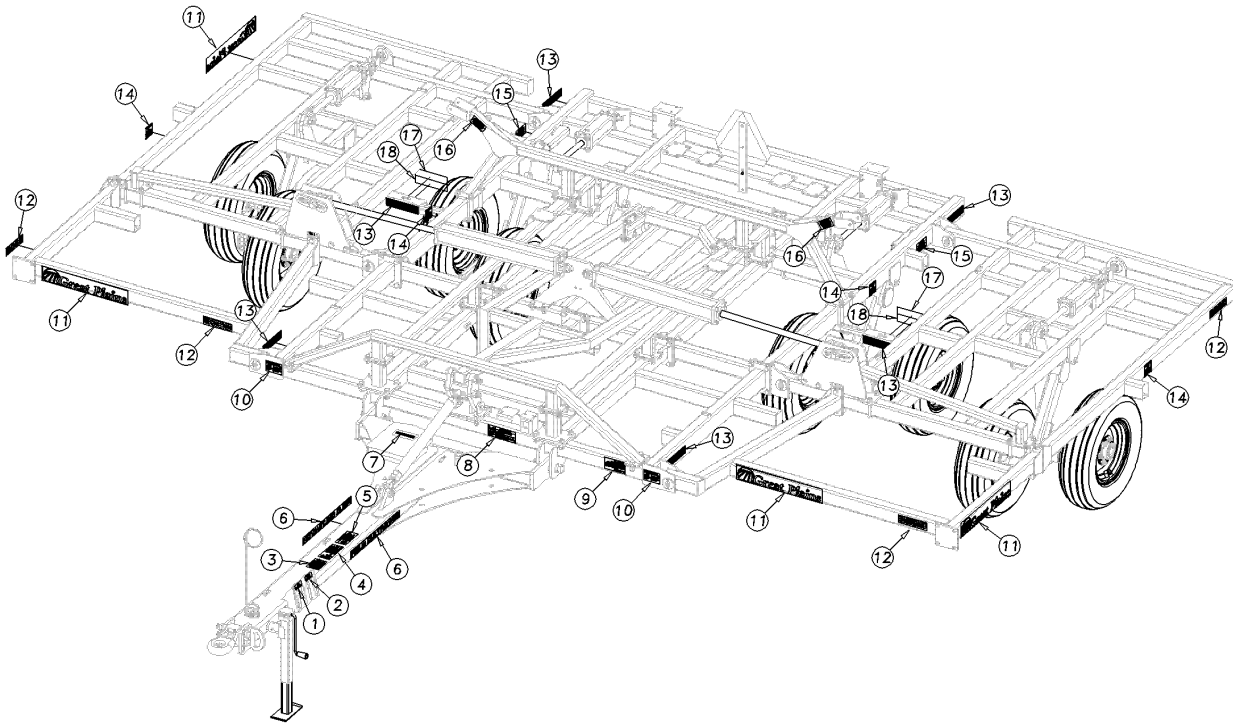
Magnum Shank Assembly (S/N GP-2264CC-)

(Applies to 8323FCC, 8328FCC, 8332FCC, 8336FCC, 8539FCC, 8544FCC, 8548FCC, 8551FCC, 8556FCC, 8560FCC only)

Ref	Part No.	Part Description	Comments	Revision
	dwg40347	Image No.		
1.	820-296C	SHANK 5/8X1 3/4X30 MIN DRAFT		
1.	820-295C	SHANK 5/8X1 3/4X30 FLAT		
2.	552-030D	7/16X1.5 ID TOP SPRING PLUG		
3.	807-149C	SPRING EXT 2.42OD .438W 9.69LG		
4.	812-143C	7/16X1.5 ID BOTTOM SPRING PLUG		
5.	552-057V	HEAVY SPRING/PLUG SUB ASSY	Includes items 2 thru 4	
6.	552-043H	SHANK CRADLE		
7.	552-006D	SHANK UPRIGHT F/4" TUBE		
8.	FC0333	1X3/4X3" HARDENED BUSHING		
9.	806-158C	U-BOLT 5/8-11X4 1/32X4 3/4		
10.	803-271C	NUT HEX TOP LOCK 5/8-11 PLT		
11.	802-507C	HHCS 1/2-13X1 1/2 GR5 SPCL THD		
12.	802-485C	RHSNB 3/4-10X4 1/8 GR5 SPTH		
13.	803-126C	NUT HEX JAM NYLOCK 3/4-10 PLT		
14.	802-535C	HHCS 1/2-13X3 GR5 SPCL THD PLT		
15.	803-019C	NUT LOCK 1/2-13 PLT		
16.	802-055C	HHCS 5/8-11X2 GR5		
17.	820-400C	SWEEP 10 HARDFACED		
17.	820-401C	SWEEP 11 HARDFACED		
17.	820-404C	SWEEP 10 REGULAR		
17.	820-405C	SWEEP 11 REGULAR		
18.	802-090C	PLOW 7/16-14X1 3/4 GR5		
19.	804-204C	WASHER FLAT 7/16 USS PLT		
20.	803-245C	NUT HEX NYLOCK 7/16-14 PLT		
21.	575-807V	SWEEP, 10" W/BOLTS	Includes items 17-20	
21.	575-767V	10" SWEEP W/BOLTS, HARDFACED	Includes items 17-20	
21.	575-808V	SWEEP, 11" W/BOLTS	Includes items 17-20	
21.	575-804V	SWEEP, 11" W/BOLTS, HARDFACED	Includes items 17-20	

Decals

(Applies to 8323FCC, 8328FCC, 8332FCC, 8336FCC, 8539FCC, 8544FCC, 8548FCC, 8551FCC, 8556FCC, 8560FCC only)



41717

Decals

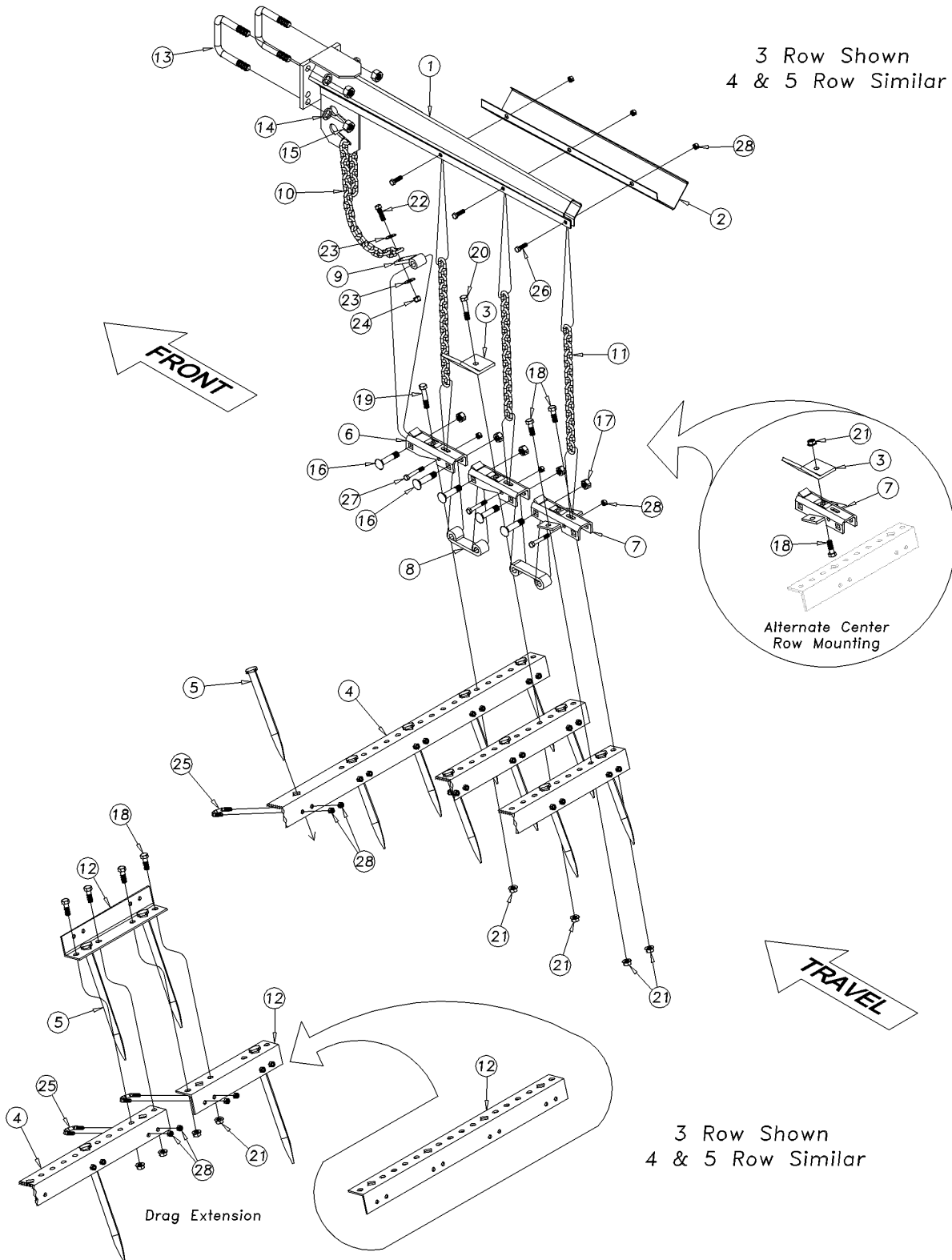
(Applies to 8323FCC, 8328FCC, 8332FCC, 8336FCC, 8539FCC, 8544FCC, 8548FCC, 8551FCC, 8556FCC, 8560FCC only)

Ref	Part No.	Part Description	Comments	Revision
	dwg41717	Image No.		
1.	818-134C	DECAL COUPLER STORAGE, BLACK		
2.	818-135C	DECAL COUPLER STORAGE, GREEN		
3.	838-598C	DECAL CAUTION GENERAL 4X5		
4.	838-600C	DECAL DANGER CRUSHING HAZARD		
5.	838-606C	DECAL WARNING TONGUE RISING		
6.	838-776C	DECAL FIELD CULTIVATOR		
7.	838-482C	DECAL GP PLANTING COMPONENTS		
8.	838-094C	DECAL WARNING HYD PRESS LONG		
9.	838-599C	DECAL DANGER ELECTROCUTION HA		
10.	838-611C	DECAL WARNING HAND CRUSHING		
11.	838-161C	DECAL LOGO&GP F/STRIPE 4 X 24		
12.	848-601C	8323 DECAL		
12.	848-061C	DECAL 8328		
12.	848-602C	8332 DECAL		
12.	848-603C	8336 DECAL		
12.	848-604C	8539 DECAL		
12.	848-064C	DECAL 8544		
12.	848-065C	DECAL 8548		
12.	848-605C	8551 DECAL		
12.	848-606C	8556 DECAL		
12.	848-607C	8560 DECAL		
13.	838-615C	DECAL REFLECTOR AMBER 2X9		
14.	838-602C	DECAL WARNING OVERHEAD WING		
15.	838-613C	DECAL NOTICE TRANSPORT LOCKS		
16.	838-612C	DECAL WARNING WINGS COULD FALL		
17.	838-614C	DECAL REFLECTOR RED 2X9		
18.	838-603C	DECAL REFLECTOR ORANGE 2X9		

[Table of Contents](#) [Part Number Index](#)

S3T, S4T & S5T Spike Drag Assembly

(Applies to 8323FCC, 8328FCC, 8332FCC, 8336FCC, 8539FCC, 8544FCC, 8548FCC, 8551FCC, 8556FCC, 8560FCC only)



40799

S3T, S4T & S5T Spike Drag Assembly

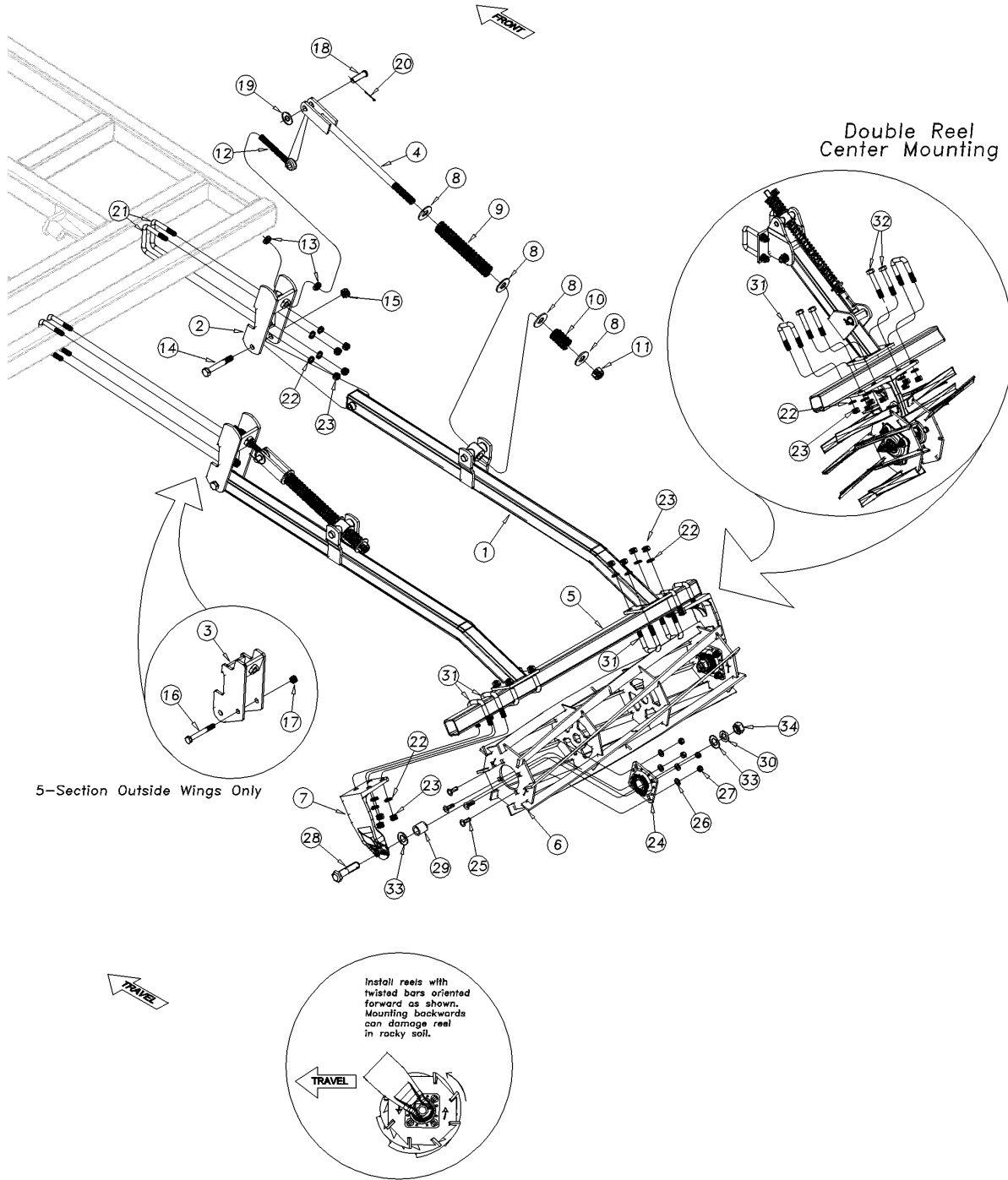
(Applies to 8323FCC, 8328FCC, 8332FCC, 8336FCC, 8539FCC, 8544FCC, 8548FCC, 8551FCC, 8556FCC, 8560FCC only)

Ref	Part No.	Part Description	Comments	Revision
	dwg40799	Image No.		
1.	575-506H	CARRIER ARM (3 ROW)		
2.	550-042H	CARRIER ARM (4/5 ROW)		
2.	575-125D	CATCH TRAY 48" (S4T/S5T)		
2.	575-126D	CATCH TRAY 28" (S3T)		
3.	575-124D	CATCH FOR 180 DEGREE FOLD		
4.	575-300D	1/4" ANGLE, 5 HOLE, 41		
4.	575-301D	1/4" ANGLE, 6 HOLE, 50		
4.	575-302D	1/4" ANGLE, 7 HOLE, 59		
4.	575-303D	1/4" ANGLE, 8 HOLE, 68		
4.	575-304D	1/4" ANGLE, 9 HOLE, 77		
4.	575-305D	1/4" ANGLE, 10 HOLE, 86		
4.	575-306D	1/4" ANGLE, 11 HOLE, 95		
4.	575-307D	1/4" ANGLE, 13 HOLE, 113		
4.	575-308D	1/4" ANGLE, 15 HOLE, 131		
4.	575-309D	1/4" ANGLE, 17 HOLE, 149		
5.	820-288C	SPIKE TOOTH SQ 3/4 X 11		
6.	550-135D	BAR BRACKET		
7.	550-043H	DOUBLE BAR BRACKET		
8.	585-010D	LINK, SPIKE DRAG		
9.	575-512H	FRONT DRAG LINK ASSEMBLY		
10.	890-837C	5/16" PULL CHAIN (25LINK)		
11.	890-553C	5/16" HANG CHAIN (15LINK)		
12.	570-061D	EXTENSION BAR, 2-HOLE		
12.	570-062D	EXTENSION BAR, 4-HOLE		
13.	806-179C	U-BOLT 5/8-11 X 4 1/32 X 4 1/4		
14.	804-022C	WASHER LOCK SPRING 5/8 PLT		
15.	803-021C	NUT HEX 5/8-11 PLT		
16.	802-766C	RHSNB 5/8-11 X 2 7/8 SPL		
17.	803-024C	NUT LOCK 5/8-11 PLT		
18.	802-091C	HHCS 1/2-13 X 1 1/2 GR5		
19.	802-130C	HHCS 1/2-13 X 2 1/2 GR5		
20.	802-039C	HHCS 1/2-13 X 3 GR5		
21.	803-037C	NUT HEX WHIZ 1/2-13		
22.	802-029C	HHCS 7/16-14 X 1 1/2 GR5		
23.	804-204C	WASHER FLAT 7/16 USS PLT		
24.	803-245C	NUT HEX NYLOCK 7/16-14 PLT		
25.	806-181C	U-BOLT 3/8-16 X 1 1/8 3-CORNER		
26.	802-079C	HHCS 3/8-16 X 1 1/4 GR5		
27.	802-114C	HHCS 3/8-16 X 2 1/2 GR5		
28.	803-123C	NUT HEX TOP LOCK 3/8-16 PLT		Rev. 2
28.	803-013C	NUT LOCK 3/8-16 PLT		Rev. 1

Table of Contents Part Number Index

Reel Following S3T Spike Assembly (S/N GP-2265CC+)

(Applies to 8323FCC, 8328FCC, 8332FCC, 8336FCC, 8539FCC, 8544FCC, 8548FCC, 8551FCC, 8556FCC, 8560FCC only)



43243

Reel Following S3T Spike Assembly (S/N GP-2265CC+)

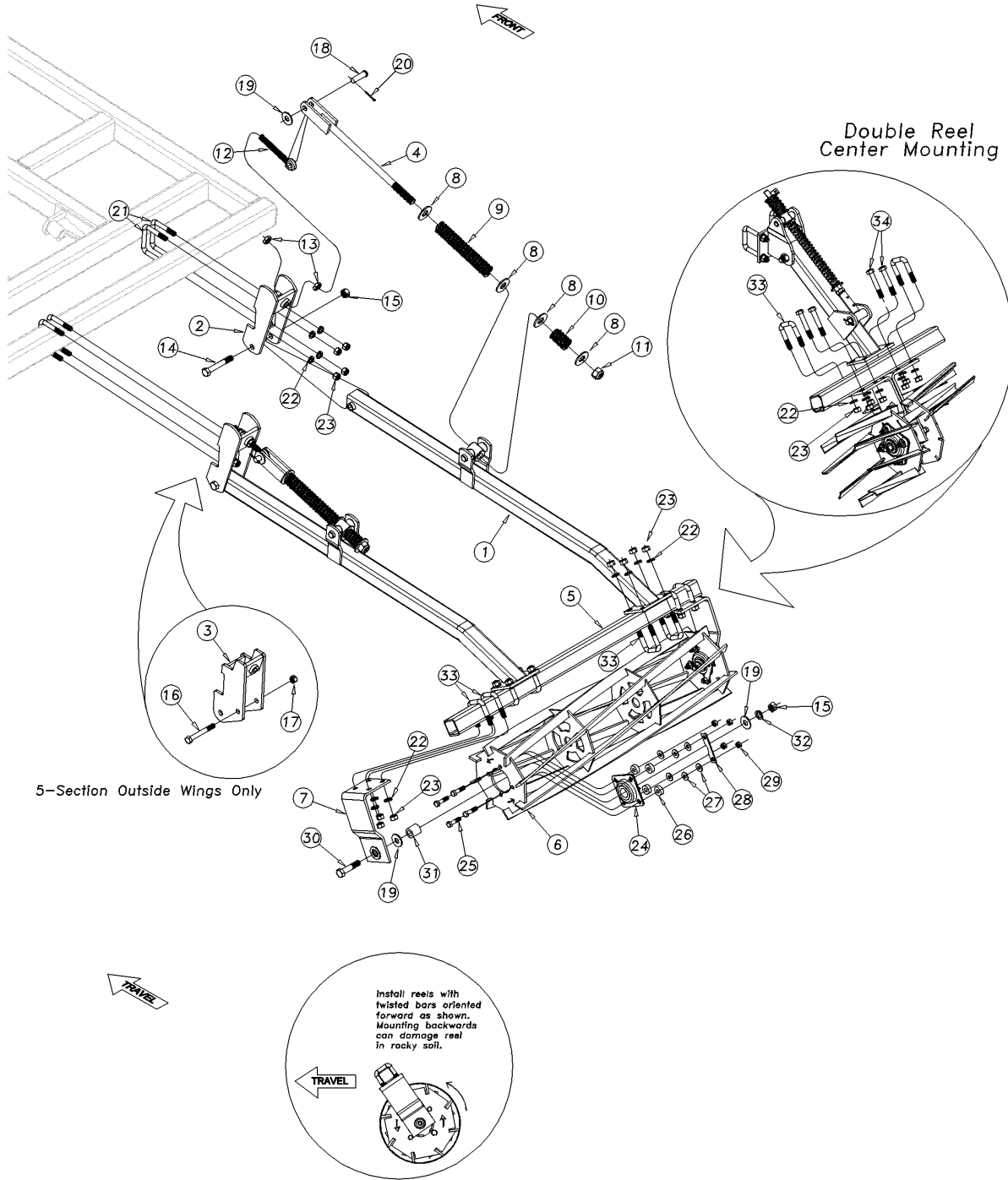
(Applies to 8323FCC, 8328FCC, 8332FCC, 8336FCC, 8539FCC, 8544FCC, 8548FCC, 8551FCC, 8556FCC, 8560FCC only)

Ref	Part No.	Part Description	Comments	Revision
	dwg43243	Image No.		
1.	575-522H	REEL MOUNTING ARM		
2.	575-523H	REEL MOUNT BRKT 4" BAR		
3.	552-106H	REEL MOUNT BRKT 4" BARW/STOP		
4.	552-049H	SPRING BOLT, 1 X 23 LONG		
5.	575-092D	PART - 5' REEL		
5.	575-093D	PART - 6' REEL		
5.	575-095D	PART - 7' REEL		
5.	575-224D	PART - 8' REEL		
5.	575-096D	PART - 9' REEL		
5.	575-097D	PART - 10' REEL		
5.	575-098D	PART - 11' REEL		
5.	575-099D	PART - 12' REEL		
6.	575-988H	3 1/2' HD REEL		
6.	575-989H	5' HD REEL		
6.	575-990H	6' HD REEL		
6.	575-987H	7' HD REEL		
7.	589-219D	REEL MOUNTING BRACKET		
8.	804-028C	WASHER FLAT 1 USS PLT		
9.	807-225C	SPRG COMP 1 3/4OD X 5/16W X 11 1/2		
10.	807-226C	SPRNG COM 1 13/16OD X 3/8W X 2 3/4		
11.	803-038C	NUT HEX 1-8 NYLON INSERT PLT		
12.	802-768C	EYE BOLT 3/4-10X6 1/2 PLT		
13.	803-048C	NUT HEX JAM 3/4-10 PLT		
14.	802-069C	HHCS 3/4-10X5 GR5		
15.	803-026C	NUT LOCK 3/4 10X5 GR5		
16.	802-062C	HHCS 5/8-11X5 GR5		
17.	803-024C	NUT LOCK 5/8-11 PLT		
18.	805-140C	PIN CLEVIS 3/4 X 2 1/2 PLT		
19.	804-024C	WASHER FLAT 3/4 USS PLT		
20.	805-225C	PIN COTTER 1/8 X 1 1/2		
21.	806-179C	U-BOLT 5/8-11X4 1/32X4 1/4		
22.	804-022C	WASHER LOCK SPRING 5/8 PLT		
23.	803-021C	NUT HEX 5/8-11 PLT		
24.	822-293C	BEARING FLG 1 1/2 ID 5 IN SQ		
25.	802-106C	RHSNB 1/2-13X1 1/2 GR5		
26.	804-016C	WASHER FLAT 1/2 SAE PLT		
27.	803-342C	NUT HEX TOP LOCK 1/2-13PLT		
28.	802-073C	HHCS 1 - 8X4 GR5		
29.	575-332D	REEL BRG SPACER		
30.	804-027C	WASHER LOCK SPRING 1 PLT		
31.	806-182C	U-BOLT 5/8-11X2 17/32 X 3 1/2		
32.	802-060C	HHCS 5/8-11X4 GR5		
33.	804-029C	WASHER FLAT 1 SAE PLT		
34.	803-031C	NUT HEX 1-8 PLT		

Table of Contents Part Number Index

Reel Following S3T Spike Assembly (S/N GP-2096CC - GP-2264CC)

(Applies to 8323FCC, 8328FCC, 8332FCC, 8336FCC, 8539FCC, 8544FCC, 8548FCC, 8551FCC, 8556FCC, 8560FCC only)



42976

Reel Following S3T Spike Assembly (S/N GP-2096CC - GP-2264CC)

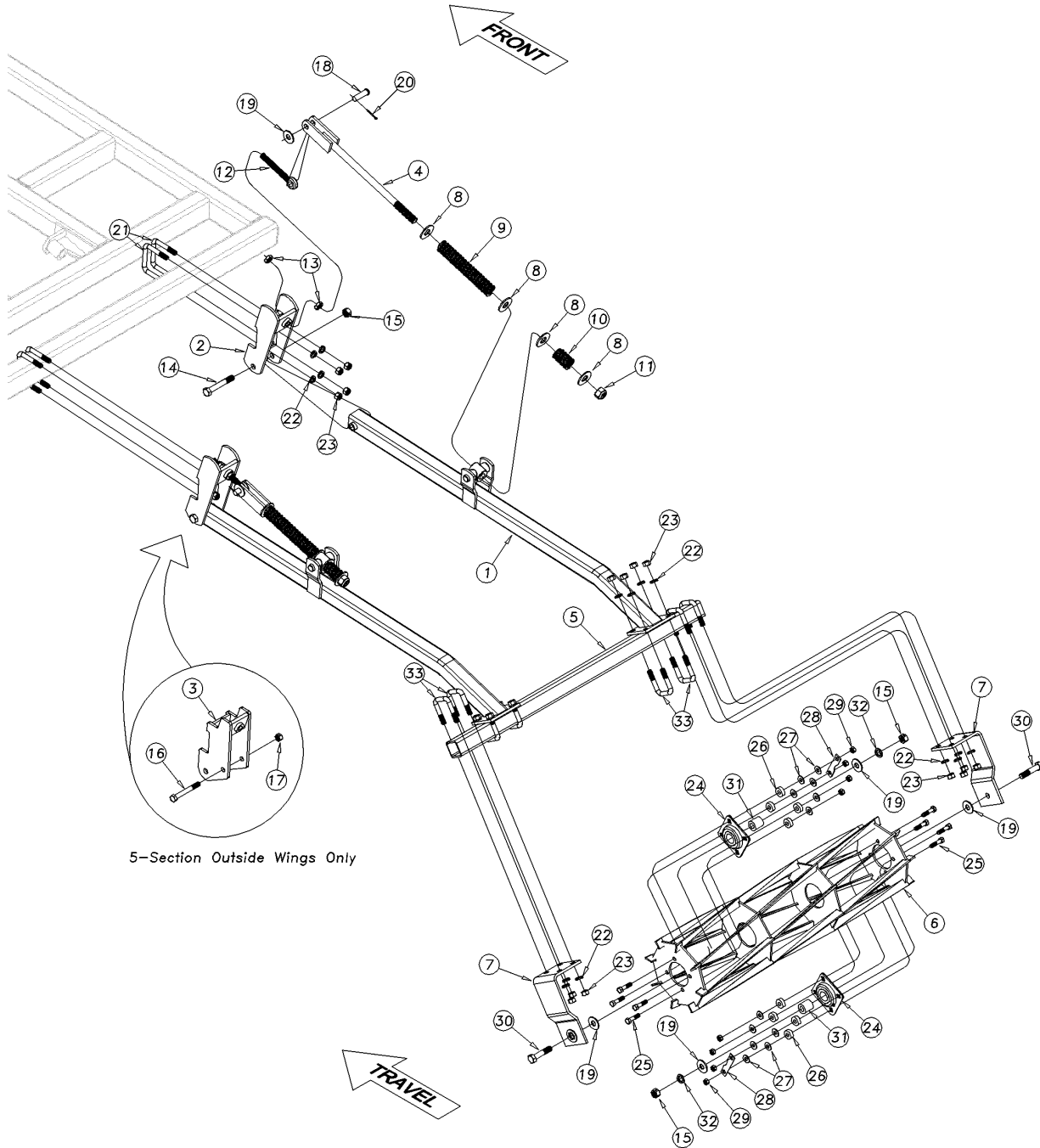
(Applies to 8323FCC, 8328FCC, 8332FCC, 8336FCC, 8539FCC, 8544FCC, 8548FCC, 8551FCC, 8556FCC, 8560FCC only)

Ref	Part No.	Part Description	Comments	Revision
	dwg42976	Image No.		
1.	575-522H	REEL MOUNTING ARM		
2.	575-523H	REEL MOUNT BRKT 4" BAR		
3.	552-106H	REEL MOUNT BRKT 4" BARW/STOP		
4.	552-049H	SPRING BOLT, 1 X 23 LONG		
5.	575-092D	PART - 5' REEL		
5.	575-093D	PART - 6' REEL		
5.	575-095D	PART - 7' REEL		
5.	575-224D	PART - 8' REEL		
5.	575-096D	PART - 9' REEL		
5.	575-097D	PART - 10' REEL		
5.	575-098D	PART - 11' REEL		
5.	575-099D	PART - 12' REEL		
6.	575-988H	3 1/2' HD REEL		
6.	575-989H	5' HD REEL		
6.	575-990H	6' HD REEL		
6.	575-987H	7' HD REEL		
7.	575-521H	REEL MOUNTING BRACKET		
8.	804-028C	WASHER FLAT 1 USS PLT		
9.	807-225C	SPRG COMP 1 3/4OD X 5/16W X 11 1/2		
10.	807-226C	SPRNG COM 1 13/16OD X 3/8W X 2 3/4		
11.	803-038C	NUT HEX 1-8 NYLON INSERT PLT		
12.	802-768C	EYE BOLT 3/4-10X6 1/2 PLT		
13.	803-048C	NUT HEX JAM 3/4-10 PLT		
14.	802-069C	HHCS 3/4-10X5 GR5		
15.	803-026C	NUT LOCK 3/4-10 PLT		
16.	802-062C	HHCS 5/8-11X5 GR5		
17.	803-024C	NUT LOCK 5/8-11 PLT		
18.	805-140C	PIN CLEVIS 3/4 X 2 1/2 PLT		
19.	804-024C	WASHER FLAT 3/4 USS PLT		
20.	805-225C	PIN COTTER 1/8 X 1 1/2		
21.	806-179C	U-BOLT 5/8-11X4 1/32X4 1/4		
22.	804-022C	WASHER LOCK SPRING 5/8 PLT		
23.	803-021C	NUT HEX 5/8-11 PLT		
24.	822-208C	BRG FLG 1.50ID 4BOLT SQ		
25.	802-128C	HHCS 1/2-13X2 GR5		
26.	816-429C	WASHER RBR 1 3/8OD X 9/16ID X 1/2L		
27.	804-017C	WASHER FLAT 1/2 USS PLT		
28.	589-085D	ZERK GUARD ROLLING HARROW		
29.	803-342C	NUT HEX TOP LOCK 1/2-13PLT		
30.	802-066C	HHCS 3/4-10X3 1/2 GR5		
31.	575-141D	REEL BEARING SPACER		
32.	804-023C	WASHER LOCK SPRING 3/4 PLT		
33.	806-182C	U-BOLT 5/8-11X2 17/32 X 3 1/2		
34.	802-060C	HHCS 5/8-11X4 GR5		

Table of Contents Part Number Index

Reel Following S3T Spike Assembly (S/N GP-2095CC-)

(Applies to 8323FCC, 8328FCC, 8332FCC, 8336FCC, 8539FCC, 8544FCC, 8548FCC, 8551FCC, 8556FCC, 8560FCC only)



5-Section Outside Wings Only

40939

Reel Following S3T Spike Assembly (S/N GP-2095CC-)

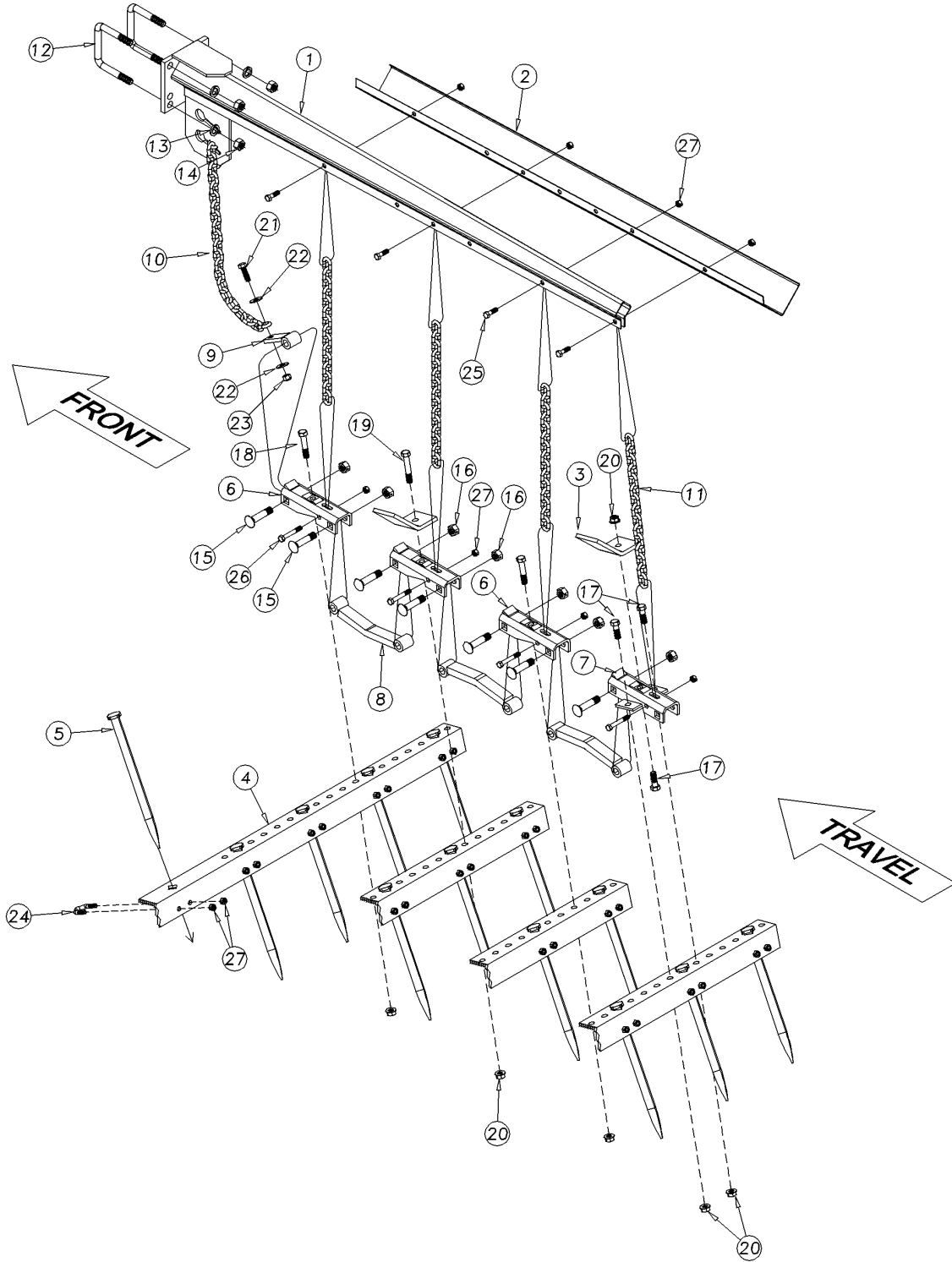
(Applies to 8323FCC, 8328FCC, 8332FCC, 8336FCC, 8539FCC, 8544FCC, 8548FCC, 8551FCC, 8556FCC, 8560FCC only)

Ref	Part No.	Part Description	Comments	Revision
	dwg40939	Image No. 40939		
1.	575-522H	REEL MOUNTING ARM		
2.	575-523H	REEL MOUNT BRKT 4" BAR		
3.	552-106H	REEL MOUNT BRKT 4" BARW/STOP		
4.	552-049H	SPRING BOLT, 1 X 23 LONG		
5.	575-092D	PART - 5' REEL		
5.	575-093D	PART - 6' REEL		
5.	575-095D	PART - 7' REEL		
5.	575-224D	PART - 8' REEL		
5.	575-096D	PART - 9' REEL		
5.	575-097D	PART - 10' REEL		
5.	575-098D	PART - 11' REEL		
5.	575-099D	PART - 12' REEL		
6.	575-525H	REEL ASSEMBLY (3 1/2')		
6.	575-526H	5' REEL ASSEMBLY		
6.	575-527H	6' REEL ASSEMBLY		
6.	575-524H	7' REEL WELDMENT		
7.	575-521H	REEL MOUNTING BRACKET		
8.	804-028C	WASHER FLAT 1 USS PLT		
9.	807-225C	SPRG COMP 1 3/4OD X 5/16W X 11 1/2		
10.	807-226C	SPRNG COM 1 13/16OD X 3/8W X 2 3/4		
11.	803-038C	NUT HEX 1-8 NYLON INSERT PLT		
12.	802-768C	EYE BOLT 3/4-10X6 1/2 PLT		
13.	803-048C	NUT HEX JAM 3/4-10 PLT		
14.	802-069C	HHCS 3/4-10X5 GR5		
15.	803-026C	NUT LOCK 3/4-10 PLT		
16.	802-062C	HHCS 5/8-11X5 GR5		
17.	803-024C	NUT LOCK 5/8-11 PLT		
18.	805-140C	PIN CLEVIS 3/4 X 2 1/2 PLT		
19.	804-024C	WASHER FLAT 3/4 USS PLT		
20.	805-225C	PIN COTTER 1/8 X 1 1/2		
21.	806-179C	U-BOLT 5/8-11X4 1/32X4 1/4		
22.	804-022C	WASHER LOCK SPRING 5/8 PLT		
23.	803-021C	NUT HEX 5/8-11 PLT		
24.	822-208C	BRG FLG 1.50ID 4BOLT SQ		
25.	802-128C	HHCS 1/2-13X2 GR5		
26.	816-429C	WASHER RBR 1 3/8OD X 9/16ID X 1/2L		
27.	804-017C	WASHER FLAT 1/2 USS PLT		
28.	589-085D	ZERK GUARD ROLLING HARROW		
29.	803-342C	NUT HEX TOP LOCK 1/2-13PLT		
30.	802-066C	HHCS 3/4-10X3 1/2 GR5		
31.	575-141D	REEL BEARING SPACER		
32.	804-023C	WASHER LOCK SPRING 3/4 PLT		
33.	806-182C	U-BOLT 5/8-11X2 17/32 X 3 1/2		

[Table of Contents](#) [Part Number Index](#)

S4T Spike Drag High Residue Assembly

(Applies to 8323FCC, 8328FCC, 8332FCC, 8336FCC, 8539FCC, 8544FCC, 8548FCC, 8551FCC, 8556FCC, 8560FCC only)



42158

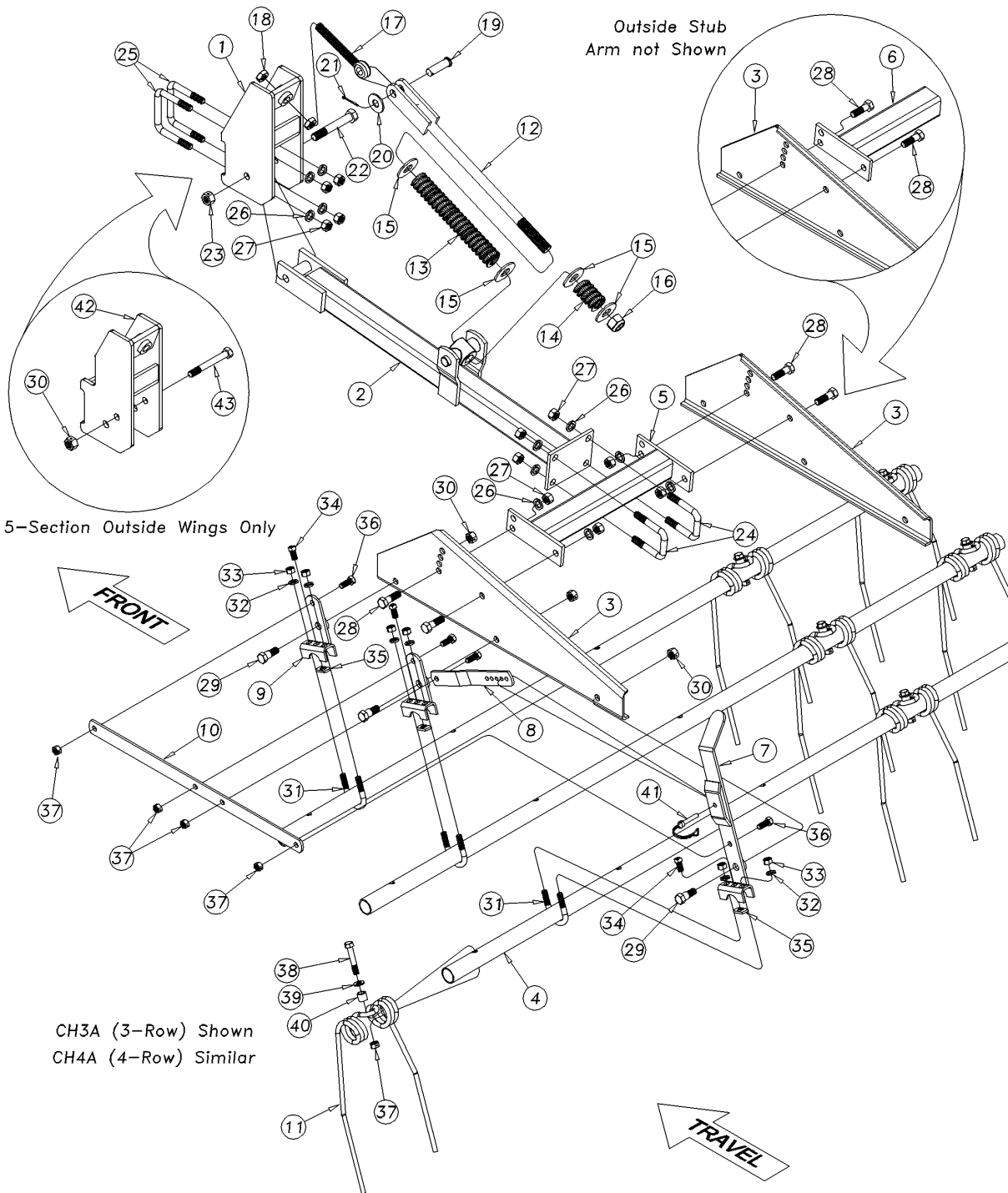
S4T Spike Drag High Residue Assembly

(Applies to 8323FCC, 8328FCC, 8332FCC, 8336FCC, 8539FCC, 8544FCC, 8548FCC, 8551FCC, 8556FCC, 8560FCC only)

Ref	Part No.	Part Description	Comments	Revision
	dwg42158	Image No.		
1.	550-042H	CARRIER ARM (4/5 ROW)		
2.	575-312D	CATCH TRAY 66" (S4T-HR)		
3.	575-124D	CATCH FOR 180 DEGREE FOLD		
4.	575-300D	1/4" ANGLE, 5 HOLE, 41		
4.	575-301D	1/4" ANGLE, 6 HOLE, 50		
4.	575-302D	1/4" ANGLE, 7 HOLE, 59		
4.	575-303D	1/4" ANGLE, 8 HOLE, 68		
4.	575-304D	1/4" ANGLE, 9 HOLE, 77		
4.	575-305D	1/4" ANGLE, 10 HOLE, 86		
4.	575-306D	1/4" ANGLE, 11 HOLE, 95		
4.	575-307D	1/4" ANGLE, 13 HOLE, 113		
4.	575-308D	1/4" ANGLE, 15 HOLE, 131		
4.	575-309D	1/4" ANGLE, 17 HOLE, 149		
5.	820-012C	SPIKE TOOTH SQ 3/4X14		
6.	550-135D	BAR BRACKET		
7.	550-043H	DOUBLE BAR BRACKET		
8.	575-859H	LINK HR SPIKE HARROW		
9.	575-512H	FRONT DRAG LINK ASSEMBLY		
10.	890-837C	5/16" PULL CHAIN (25 LINK)		
11.	890-553C	5/16" HANG CHAIN (15 LINK)		
12.	806-179C	U-BOLT 5/8-11 X 4 1/32 X 4 1/4		
13.	804-022C	WASHER LOCK SPRING 5/8 PLT		
14.	803-021C	NUT HEX 5/8-11 PLT		
15.	802-766C	RHSNB 5/8-11X2 7/8 SPL		
16.	803-271C	NUT HEX TOP LOCK 5/8-11 PLT		
17.	802-091C	HHCS 1/2-13X1 1/2 GR5		
18.	802-130C	HHCS 1/2-13X2 1/2 GR5		
19.	802-039C	HHCS 1/2-13X3 GR5		
20.	803-037C	NUT HEX WHIZ 1/2-13		
21.	802-029C	HHCS 7/16-14X1 1/2 GR5		
22.	804-204C	WASHER FLAT 7/16 USS PLT		
23.	803-245C	NUT HEX NYLOCK 7/16-14 PLT		
24.	806-181C	U-BOLT 3/8-16 X 1 1/8 3-CORNER		
25.	802-079C	HHCS 3/8-16X1 1/4 GR5		
26.	802-114C	HHCS 3/8-16X2 1/2 GR5		
27.	803-123C	NUT HEX TOP LOCK 3/8-16 PLT		Rev. 2
27.	803-013C	NUT LOCK 3/8-16 PLT		Rev. 1

CH3A & CH4A Coil Tine Assembly

(Applies to 8323FCC, 8328FCC, 8332FCC, 8336FCC, 8539FCC, 8544FCC, 8548FCC, 8551FCC, 8556FCC, 8560FCC only)



CH3A & CH4A Coil Tine Assembly

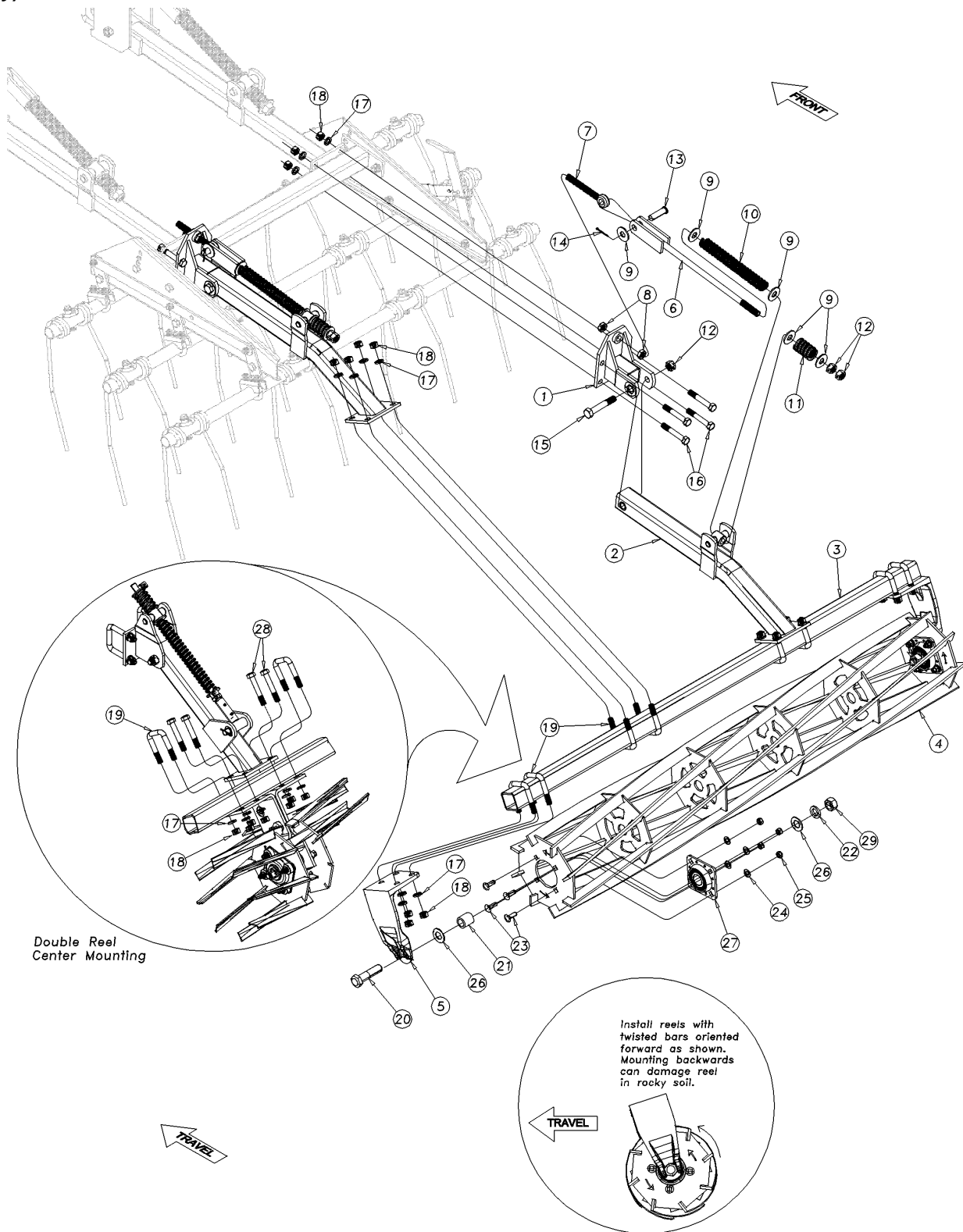
(Applies to 8323FCC, 8328FCC, 8332FCC, 8336FCC, 8539FCC, 8544FCC, 8548FCC, 8551FCC, 8556FCC, 8560FCC only)

Ref	Part No.	Part Description	Comments	Revision
	dwg40802	Image No.		
1.	552-045H	DRAG MOUNTING BRACKET		
2.	575-517H	DRAG ARM FOR CH3 W/REEL		
3.	575-139D	3 BAR SIDE PLATE LH		
3.	575-138D	3 BAR SIDE PLATE RH		
3.	552-023D	4 BAR SIDE PLATE LH		
3.	552-024D	4 BAR SIDE PLATE RH		
4.	575-119D	3-HOLE DRAG PIPE 48		
4.	575-153D	4-HOLE DRAG PIPE 68		
4.	575-121D	5-HOLE DRAG PIPE 88		
4.	575-122D	6-HOLE DRAG PIPE 108		
4.	575-123D	7-HOLE DRAG PIPE 128		
5.	575-507H	CH3 DRAG CROSS BRACE (17 1/2)		
5.	575-508H	CH3 DRAG CROSS TUBE (37 1/2)		
5.	575-509H	CH3 DRAG CROSS TUBE (57 1/2)		
5.	575-510H	CH3 DRAG CROSS TUBE (77 1/2)		
6.	575-514H	CH3 DRAG CROSS EXTENSION (12)		
7.	552-046H	DRAG BAR ADJUSTMENT LEVER		
8.	552-018D	DRAG ANGLE ADJUSTMENT STRAP		
9.	552-047H	DRAG BAR ADJUSTMENT BRACKET		
10.	575-130D	3 BAR CONNECTING STRAP		
10.	552-017D	4 BAR DRAG CONNECTING STRAP		
11.	807-196C	HEAVY COIL TINE		
12.	552-049H	SPRING BOLT, 1 X 23 LONG		
13.	807-225C	SPRG COMP 1 3/4OD X 5/16W X 11 1/2		
14.	807-226C	SPRNG COM 1 13/16OD X 3/8W X 2 3/4		
15.	804-028C	WASHER FLAT 1 USS PLT		
16.	803-038C	NUT HEX 1-8 NYLON INSERT PLT		
17.	802-768C	EYE BOLT 3/4-10 X 6 1/2 PLT		
18.	803-048C	NUT HEX JAM 3/4-10 PLT		
19.	805-140C	PIN CLEVIS 3/4 X 2 1/2 PLT		
20.	804-024C	WASHER FLAT 3/4 USS PLT		
21.	805-225C	PIN COTTER 1/8 X 1 1/2		
22.	802-069C	HHCS 3/4-10X5 GR5		
23.	803-026C	NUT LOCK 3/4-10 PLT		
24.	806-182C	U-BOLT 5/8-11 X 2 17/32 X 3 1/2		
25.	806-179C	U-BOLT 5/8-11 X 4 1/32 X 4 1/4		
26.	804-022C	WASHER LOCK SPRING 5/8 PLT		
27.	803-021C	NUT HEX 5/8-11 PLT		
28.	802-055C	HHCS 5/8-11 X 2 GR5		
29.	802-767C	SHOULDER BOLT 5/8-11 X 1 3/4 SPL		
30.	803-024C	NUT LOCK 5/8-11 PLT		
31.	806-180C	U-BOLT 1/2-13 X 1 3/4 X 3 1/8 RND		
32.	804-015C	WASHER LOCK SPRING 1/2 PLT		
33.	803-020C	NUT HEX 1/2-13 PLT		
34.	801-054C	SCREW SET SQ HD 1/2-13 X 1 GR5		
35.	803-338C	1/2-13 4XPROJECTION WELD NUT		
36.	802-034C	HHCS 1/2-13 X 1 1/4 GR5		
37.	803-019C	NUT LOCK 1/2-13 PLT		
38.	802-039C	HHCS 1/2-13 X 3 GR5		
39.	804-094C	WASHER FLAT 1/2 HARD ASTM F436		
40.	550-134D	3/4 LONG X 1/2 TINE STOP/SPACR		
41.	805-348C	PIN WIRE RETAIN 3/8 X 1 3/4		
42.	552-060H	DRAG MOUNTING BRACKET SPECIAL		
43.	802-062C	HHCS 5/8-11 X 5 GR5		

Table of Contents Part Number Index

Reel Following CH3A Coil Tine Assembly (S/N GP-2265CC+)

(Applies to 8323FCC, 8328FCC, 8332FCC, 8336FCC, 8539FCC, 8544FCC, 8548FCC, 8551FCC, 8556FCC, 8560FCC only)



Double Reel
Center Mounting

43244

Reel Following CH3A Coil Tine Assembly (S/N GP-2265CC+)

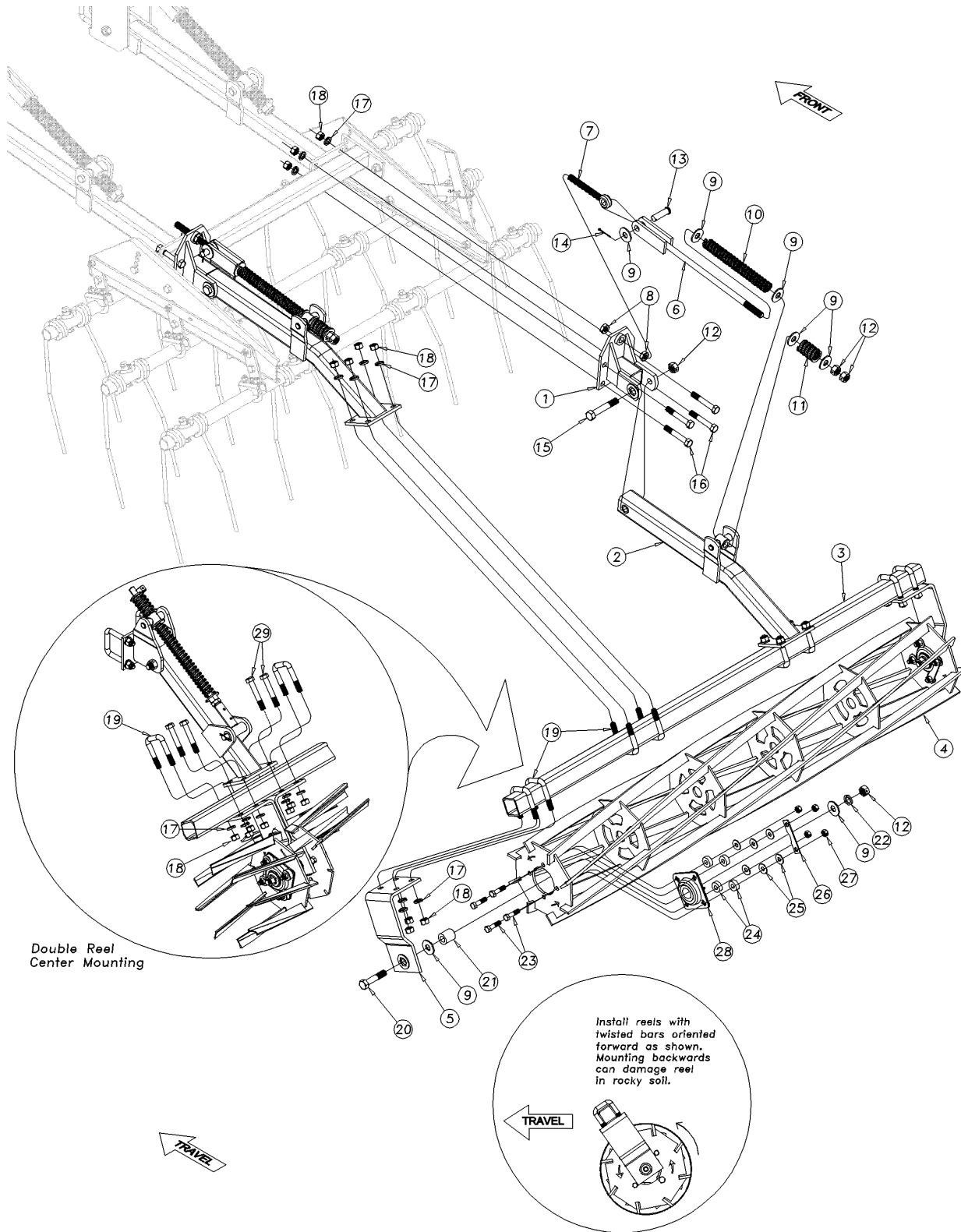
(Applies to 8323FCC, 8328FCC, 8332FCC, 8336FCC, 8539FCC, 8544FCC, 8548FCC, 8551FCC, 8556FCC, 8560FCC only)

Ref	Part No.	Part Description	Comments	Revision
	dwg43244	Image No.		
1.	570-185H	ARM MOUNT BRKT 2 1/2" TUBE		
2.	575-513H	CH3 REEL MOUNTING ARM		
3.	575-273D	PART - 3 1/2' REEL		
3.	575-092D	PART - 5' REEL		
3.	575-093D	PART - 6' REEL		
3.	575-095D	PART - 7' REEL		
3.	575-224D	PART - 8' REEL		
3.	575-096D	PART - 9' REEL		
3.	575-097D	PART - 10' REEL		
3.	575-098D	PART - 11' REEL		
3.	575-099D	PART - 12' REEL		
4.	575-988H	3 1/2' HD REEL		
4.	575-989H	5' HD REEL		
4.	575-990H	6' HD REEL		
4.	575-987H	7' HD REEL		
5.	589-219D	REEL MOUNTING BRACKET		
6.	575-516H	CLEVIS BOLT 3/4 (22 1/4)		
7.	802-768C	EYE BOLT 3/4-10 X 6 1/2 PLT		
8.	803-048C	NUT HEX JAM 3/4-10 PLT		
9.	804-024C	WASHER FLAT 3/4 USS PLT		
10.	807-224C	SPRG COM 1.470D X .31W X 11 3/8 BL		
11.	807-226C	SPRNG COM 1 13/16OD X 3/8W X 2 3/4		
12.	803-026C	NUT LOCK 3/4-10 PLT		
13.	805-140C	PIN CLEVIS 3/4 X 2 1/2 PLT		
14.	805-225C	PIN COTTER 1/8 X 1 1/2		
15.	802-192C	HHCS 3/4-10 X 4 1/2 GR5		
16.	802-060C	HHCS 5/8-11 X 4 GR5		
17.	804-022C	WASHER LOCK SPRING 5/8 PLT		
18.	803-021C	NUT HEX 5/8-11 PLT		
19.	806-182C	U-BOLT 5/8-11 X 2 17/32 X 3 1/2		
20.	802-073C	HHCS 1-8X4 GR5		
21.	575-332D	REEL BEARING SPACER		
22.	804-027C	WASHER LOCK SPRING 1 PLT		
23.	802-106C	RHSNB 1/2-13X1 1/2 GR5		
24.	804-016C	WASHER FLAT 1/2 SAE PLT		
25.	803-342C	NUT HEX TOP LOCK 1/2-13PLT		
26.	804-029C	WSHER FLAT 1 SAE PLT		
27.	822-293C	BEARING FLG 1 1/2ID 5IN SQ		
28.	802-060C	HHCS 5/8-11X4 GR5		
29.	803-031C	NUT HEX 1-8 PLT		

Table of Contents Part Number Index

Reel Following CH3A Coil Tine Assembly (S/N GP-2096CC - GP-2264CC)

(Applies to 8323FCC, 8328FCC, 8332FCC, 8336FCC, 8539FCC, 8544FCC, 8548FCC, 8551FCC, 8556FCC, 8560FCC only)



Double Reel Center Mounting

Install reels with twisted bars oriented forward as shown. Mounting backwards can damage reel in rocky soil.

Reel Following CH3A Coil Tine Assembly (S/N GP-2096CC - GP-2264CC)

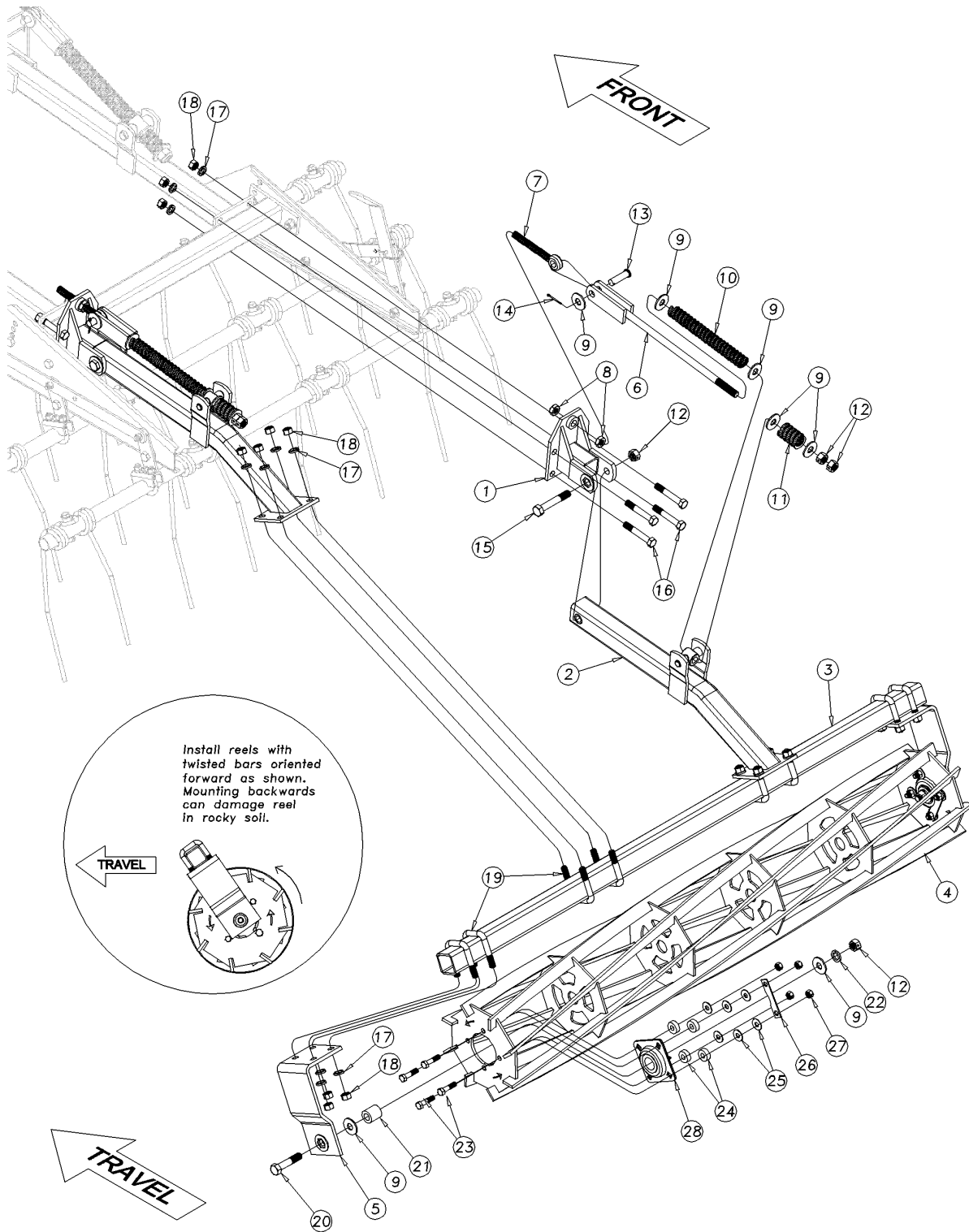
(Applies to 8323FCC, 8328FCC, 8332FCC, 8336FCC, 8539FCC, 8544FCC, 8548FCC, 8551FCC, 8556FCC, 8560FCC only)

Ref	Part No.	Part Description	Comments	Revision
	dwg42977	Image No.		
1.	570-185H	ARM MOUNT BRKT 2 1/2" TUBE		
2.	575-513H	CH3 REEL MOUNTING ARM		
3.	575-273D	PART - 3 1/2' REEL		
3.	575-092D	PART - 5' REEL		
3.	575-093D	PART - 6' REEL		
3.	575-095D	PART - 7' REEL		
3.	575-224D	PART - 8' REEL		
3.	575-096D	PART - 9' REEL		
3.	575-097D	PART - 10' REEL		
3.	575-098D	PART - 11' REEL		
3.	575-099D	PART - 12' REEL		
4.	575-988H	3 1/2' HD REEL		
4.	575-989H	5' HD REEL		
4.	575-990H	6' HD REEL		
4.	575-987H	7' HD REEL		
5.	575-521H	REEL MOUNTING BRACKET		
6.	575-516H	CLEVIS BOLT 3/4 (22 1/4)		
7.	802-768C	EYE BOLT 3/4-10 X 6 1/2 PLT		
8.	803-048C	NUT HEX JAM 3/4-10 PLT		
9.	804-024C	WASHER FLAT 3/4 USS PLT		
10.	807-224C	SPRG COM 1.470D X .31W X 11 3/8 BL		
11.	807-226C	SPRNG COM 1 13/16OD X 3/8W X 2 3/4		
12.	803-026C	NUT LOCK 3/4-10 PLT		
13.	805-140C	PIN CLEVIS 3/4 X 2 1/2 PLT		
14.	805-225C	PIN COTTER 1/8 X 1 1/2		
15.	802-192C	HHCS 3/4-10 X 4 1/2 GR5		
16.	802-060C	HHCS 5/8-11 X 4 GR5		
17.	804-022C	WASHER LOCK SPRING 5/8 PLT		
18.	803-021C	NUT HEX 5/8-11 PLT		
19.	806-182C	U-BOLT 5/8-11 X 2 17/32 X 3 1/2		
20.	802-066C	HHCS 3/4-10 X 3 1/2 GR5		
21.	575-141D	REEL BEARING SPACER		
22.	804-023C	WASHER LOCK SPRING 3/4 PLT		
23.	802-128C	HHCS 1/2-13 X 2 GR5		
24.	816-429C	WASHER RBR 1 3/8OD X 9/16ID X 1/2L		
25.	804-017C	WASHER FLAT 1/2 USS PLT		
26.	589-085D	ZERK GUARD ROLLING HARROW		
27.	803-342C	NUT HEX TOP LOCK 1/2-13PLT		
28.	822-208C	BRG FLG 1.50ID 4BOLT SQ		
29.	802-060C	HHCS 5/8-11X4 GR5		

Table of Contents Part Number Index

Reel Following CH3A Coil Tine Assembly (S/N GP-2095CC-)

(Applies to 8323FCC, 8328FCC, 8332FCC, 8336FCC, 8539FCC, 8544FCC, 8548FCC, 8551FCC, 8556FCC, 8560FCC only)



40805

Reel Following CH3A Coil Tine Assembly (S/N GP-2095CC-)

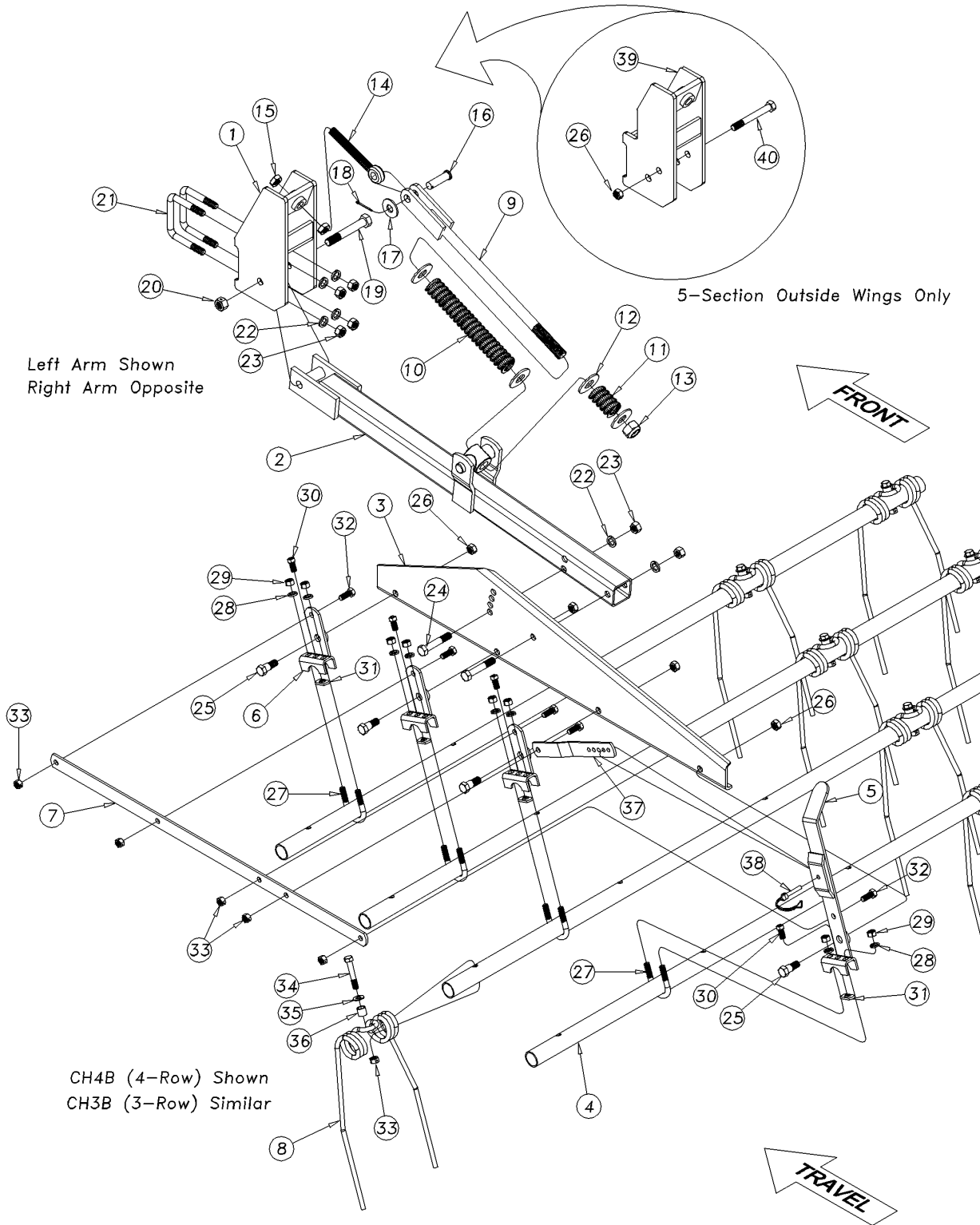
(Applies to 8323FCC, 8328FCC, 8332FCC, 8336FCC, 8539FCC, 8544FCC, 8548FCC, 8551FCC, 8556FCC, 8560FCC only)

Ref	Part No.	Part Description	Comments	Revision
	dwg40805	Image No.		
1.	570-185H	ARM MOUNT BRKT 2 1/2" TUBE		
2.	575-513H	CH3 REEL MOUNTING ARM		
3.	575-273D	PART - 3 1/2' REEL		
3.	575-092D	PART - 5' REEL		
3.	575-093D	PART - 6' REEL		
3.	575-095D	PART - 7' REEL		
3.	575-224D	PART - 8' REEL		
3.	575-096D	PART - 9' REEL		
3.	575-097D	PART - 10' REEL		
3.	575-098D	PART - 11' REEL		
3.	575-099D	PART - 12' REEL		
4.	575-525H	REEL ASSEMBLY (3 1/2')		
4.	575-526H	5' REEL ASSEMBLY		
4.	575-527H	6' REEL ASSEMBLY		
4.	575-524H	7' REEL WELDMENT		
5.	575-521H	REEL MOUNTING BRACKET		
6.	575-516H	CLEVIS BOLT 3/4 (22 1/4)		
7.	802-768C	EYE BOLT 3/4-10 X 6 1/2 PLT		
8.	803-048C	NUT HEX JAM 3/4-10 PLT		
9.	804-024C	WASHER FLAT 3/4 USS PLT		
10.	807-224C	SPRG COM 1.470D X .31W X 11 3/8 BL		
11.	807-226C	SPRNG COM 1 13/16OD X 3/8W X 2 3/4		
12.	803-026C	NUT LOCK 3/4-10 PLT		
13.	805-140C	PIN CLEVIS 3/4 X 2 1/2 PLT		
14.	805-225C	PIN COTTER 1/8 X 1 1/2		
15.	802-192C	HHCS 3/4-10 X 4 1/2 GR5		
16.	802-060C	HHCS 5/8-11 X 4 GR5		
17.	804-022C	WASHER LOCK SPRING 5/8 PLT		
18.	803-021C	NUT HEX 5/8-11 PLT		
19.	806-182C	U-BOLT 5/8-11 X 2 17/32 X 3 1/2		
20.	802-066C	HHCS 3/4-10 X 3 1/2 GR5		
21.	575-141D	REEL BEARING SPACER		
22.	804-023C	WASHER LOCK SPRING 3/4 PLT		
23.	802-128C	HHCS 1/2-13 X 2 GR5		
24.	816-429C	WASHER RBR 1 3/8OD X 9/16ID X 1/2L		
25.	804-017C	WASHER FLAT 1/2 USS PLT		
26.	589-085D	ZERK GUARD ROLLING HARROW		
27.	803-342C	NUT HEX TOP LOCK 1/2-13PLT		
28.	822-208C	BRG FLG 1.50ID 4BOLT SQ		

[Table of Contents](#) [Part Number Index](#)

CH3B & CH4B Coil Tine Assembly

(Applies to 8323FCC, 8328FCC, 8332FCC, 8336FCC, 8539FCC, 8544FCC, 8548FCC, 8551FCC, 8556FCC, 8560FCC only)



40803

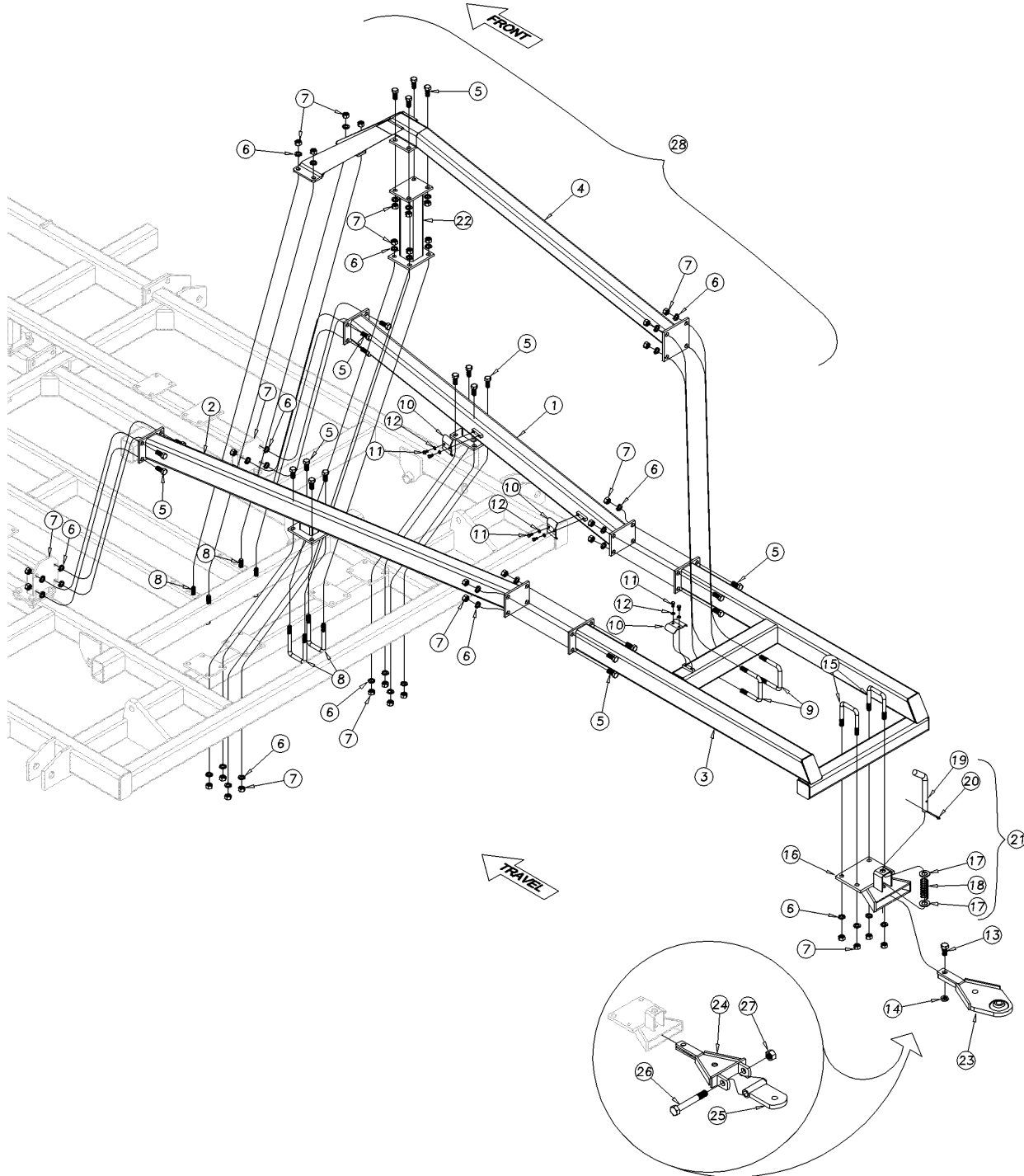
CH3B & CH4B Coil Tine Assembly

(Applies to 8323FCC, 8328FCC, 8332FCC, 8336FCC, 8539FCC, 8544FCC, 8548FCC, 8551FCC, 8556FCC, 8560FCC only)

Ref	Part No.	Part Description	Comments	Revision
	dwg40803	Image No.		
1.	552-045H	DRAG MOUNTING BRACKET		
2.	552-048H	DRAG ARM		
3.	552-023D	4 BAR SIDE PLATE LH	(Shown)	
3.	552-024D	4 BAR SIDE PLATE RH		
4.	575-119D	3-HOLE DRAG PIPE 48		
4.	575-153D	4-HOLE DRAG PIPE 68		
4.	575-121D	5-HOLE DRAG PIPE 88	(Shown)	
4.	575-122D	6-HOLE DRAG PIPE 108		
4.	575-123D	7-HOLE DRAG PIPE 128		
5.	552-046H	DRAG BAR ADJUSTMENT LEVER		
6.	552-047H	DRAG BAR ADJUSTMENT BRACKET		
7.	575-130D	3 BAR CONNECTING STRAP		
7.	552-017D	4 BAR DRAG CONNECTING STRAP	(Shown)	
8.	807-196C	HEAVY COIL TINE		
9.	552-049H	SPRING BOLT, 1 X 23 LONG		
10.	807-225C	SPRG COMP 1 3/4ODX5/16WX11 1/2		
11.	807-226C	SPRNG COM 1 13/16ODX3/8WX2 3/4		
12.	804-028C	WASHER FLAT 1 USS PLT		
13.	803-038C	NUT HEX 1-8 NYLON INSERT PLT		
14.	802-768C	EYE BOLT 3/4-10 X 6 1/2 PLT		
15.	803-048C	NUT HEX JAM 3/4-10 PLT		
16.	805-140C	PIN CLEVIS 3/4 X 2 1/2 PLT		
17.	804-024C	WASHER FLAT 3/4 USS PLT		
18.	805-225C	PIN COTTER 1/8 X 1 1/2		
19.	802-069C	HHCS 3/4-10 X 5 GR5		
20.	803-026C	NUT LOCK 3/4-10 PLT		
21.	806-179C	U-BOLT 5/8-11 X 4 1/32 X 4 1/4		
22.	804-022C	WASHER LOCK SPRING 5/8 PLT		
23.	803-021C	NUT HEX 5/8-11 PLT		
24.	802-162C	HHCS 5/8-11 X 3 1/2 GR5		
25.	802-767C	SHOULDER BOLT 5/8-11 X 1 3/4 SPL		
26.	803-024C	NUT LOCK 5/8-11 PLT		
27.	806-180C	U-BOLT 1/2-13 X 1 3/4 X 3 1/8 RND		
28.	804-015C	WASHER LOCK SPRING 1/2 PLT		
29.	803-020C	NUT HEX 1/2-13 PLT		
30.	801-054C	SCREW SET SQ HD 1/2-13 X 1 GR5		
31.	803-338C	1/2-13 4XPROJECTION WELD NUT		
32.	802-034C	HHCS 1/2-13 X 1 1/4 GR5		
33.	803-019C	NUT LOCK 1/2-13 PLT		
34.	802-039C	HHCS 1/2-13 X 3 GR5		
35.	804-094C	WASHER FLAT 1/2 HARD ASTM436		
36.	550-134D	3/4 LONG X 1/2 TINE STOP/SPACR		
37.	552-018D	DRAG ANGLE ADJUSTMENT STRAP		
38.	805-348C	PIN WIRE RETAIN 3/8 X 1 3/4		
39.	552-060H	DRAG MOUNTING BRACKET SPECIAL		
40.	802-062C	HHCS 5/8-11 X 5 GR5		

Rear Tow Hitch

(Applies to 8323FCC, 8328FCC, 8332FCC, 8336FCC, 8539FCC, 8544FCC, 8548FCC, 8551FCC, 8556FCC, 8560FCC only)



41754

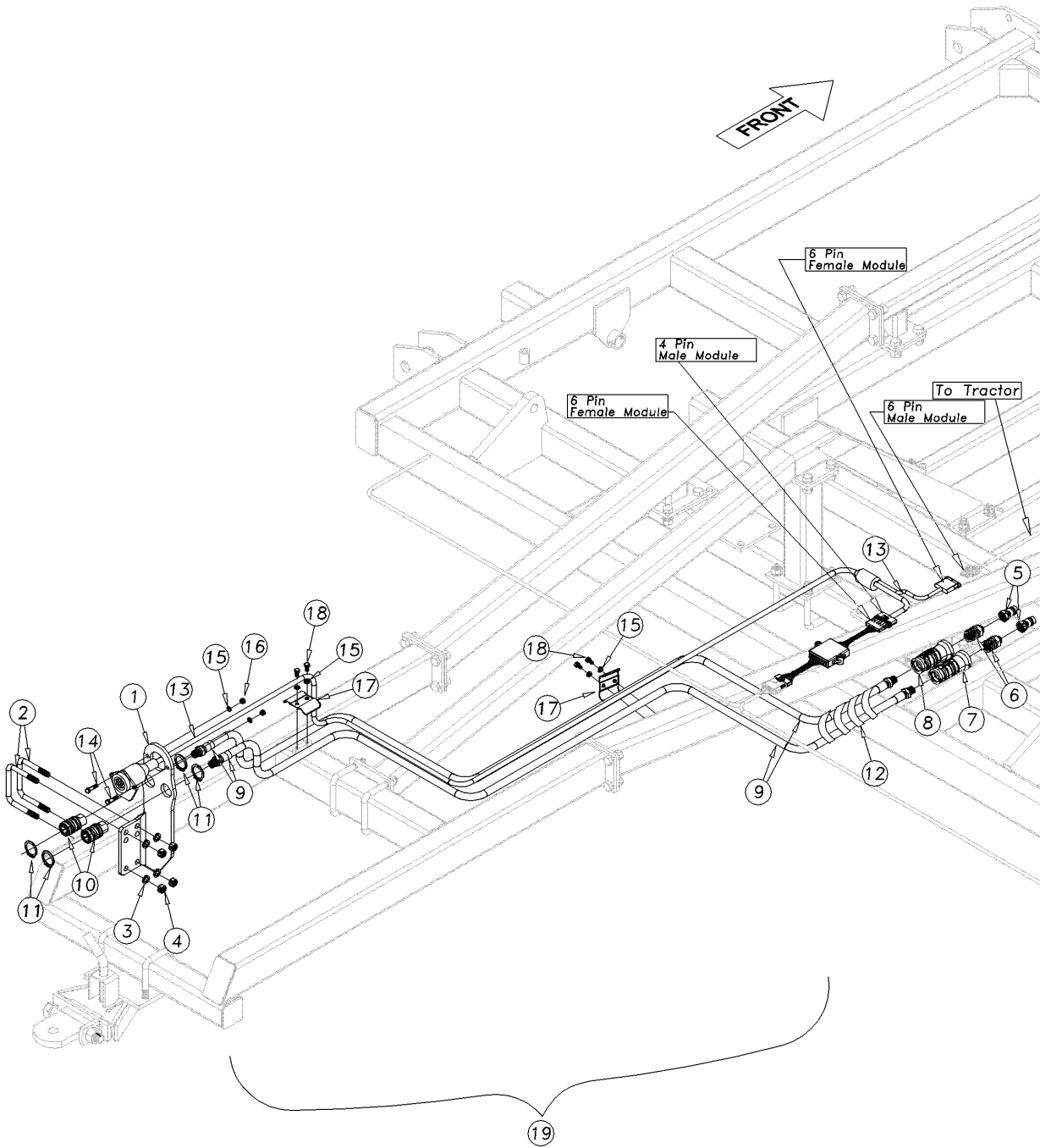
Rear Tow Hitch

(Applies to 8323FCC, 8328FCC, 8332FCC, 8336FCC, 8539FCC, 8544FCC, 8548FCC, 8551FCC, 8556FCC, 8560FCC only)

Ref	Part No.	Part Description	Comments	Revision
	dwg41754	Image No.		
1.	570-427H	REAR HITCH ARM RH WIDE	Models 8336, 8551-8560	
1.	570-415H	REAR HITCH ARM RH NARROW	Models 8323-8332, 8539-8548	
2.	570-428H	REAR HITCH ARM LH WIDE	Models 8336, 8551-8560	
2.	570-416H	REAR HITCH ARM LH NARROW	Models 8323-8332, 8539-8548	
3.	570-414H	REAR HITCH FRAME		
4.	570-413H	REAR HITCH TRUSS		
5.	802-051C	HHCS 5/8-11X1 1/2 GR5		
6.	804-022C	WASHER LOCK SPRING 5/8 PLT		
7.	803-021C	NUT HEX 5/8-11 PLT		
8.	806-079C	U-BOLT 5/8-11 X 3 1/32 X 5 1/2		
9.	806-179C	U-BOLT 5/8-11X4 1/32X4 1/4		
10.	502-068D	HYD HOSE CLAMP BRACKET		
11.	802-705C	HHCS 5/16-18X5/8		
12.	804-009C	WASHER LOCK SPRING 5/16 PLT		
13.	802-184C	HHCS 3/4-10X1 1/2 GR5		
14.	803-126C	NUT HEX JAM NYLOCK 3/4-10 PLT		
15.	806-183C	U-BOLT 5/8-11X3 1/32X4 1/2 SPT		
16.	585-100H	BOLT-ON SLEEVE ONLY		
17.	804-215C	WASHER FLAT 7/8 ASTM F436 PLT		
18.	807-348C	SPRING COMP 1.22ODX.115X3.25L		Rev. 2
18.	570-080D	SPRING - EZ HITCH PIN	Replaced by 807-348C	Rev. 1
19.	570-055D	E-Z HITCH PIN 7/8 OD 8 1/2" L		
20.	805-058C	PIN COTTER 3/16 X 2		
21.	585-099S	BOLT-ON SLEEVE ASSY W/O TONGUE	Includes items 16 thru 20	
22.	570-429H	REAR HITCH TRUSS SUPPORT	Models 8323-8336	
23.	585-090H	E-Z HITCH RIGID SLIDE		
24.	585-092H	E-Z HITCH FLEX SLIDE		
25.	585-093H	E-Z HITCH TONGUE ASSEMBLY		
26.	802-075C	HHCS 1-8X7 GR5		
27.	803-316C	NUT HEX LOCK 1-8 PLT		
28.	570-417A	REAR HITCH N-3 FLEX TONGUE	Includes items 1-22, 24-27	
28.	570-418A	REAR HITCH N-3 RIGID BALL JNT	Includes items 1-22, 23	
28.	570-419A	REAR HITCH W-3 FLEX TONGUE	Includes items 1-22, 24-27	
28.	570-420A	REAR HITCH W-3 RIGID BALL JNT	Includes items 1-22, 23	
28.	570-421A	REAR HITCH N-5 FLEX TONGUE	Includes items 1-21, 24-27	
28.	570-422A	REAR HITCH N-5 RIGID BALL JNT	Includes items 1-21, 23	
28.	570-423A	REAR HITCH W-5 FLEX TONGUE	Includes items 1-21, 24-27	
28.	570-424A	REAR HITCH W-5 RIGID BALL JNT	Includes items 1-21, 23	

Rear Hitch Accessory Mount Kit (S/N GP-2256CC+)

(Applies to 8323FCC, 8328FCC, 8332FCC, 8336FCC, 8539FCC, 8544FCC, 8548FCC, 8551FCC, 8556FCC, 8560FCC only)



43245

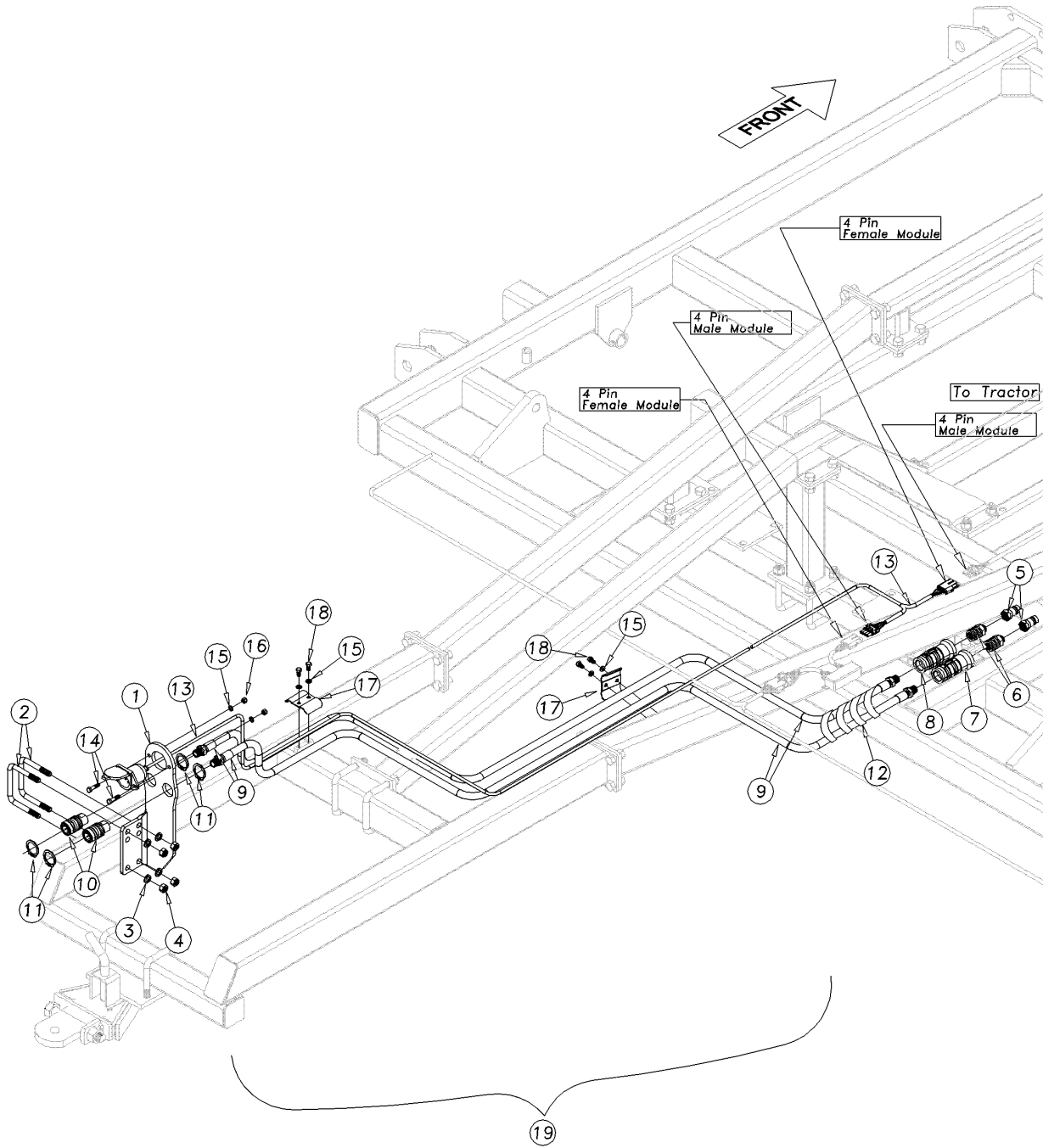
Rear Hitch Accessory Mount Kit (S/N GP-2256CC+)

(Applies to 8323FCC, 8328FCC, 8332FCC, 8336FCC, 8539FCC, 8544FCC, 8548FCC, 8551FCC, 8556FCC, 8560FCC only)

Ref	Part No.	Part Description	Comments	Revision
	dwg43245	Image No.		
1.	570-096D	REAR HITCH ACCESSORY MOUNT		
2.	806-203C	U-BOLT 3/4-10 X 5 1/32 X 4 1/2		
3.	804-015C	WASHER LOCK SPRING 1/2 PLT		
4.	803-020C	NUT HEX 1/2-13 PLT		
5.	811-394C	CP 3/4FORB MALE QD POPPET TYPE		
6.	811-919C	AD 3/4MORB 3/4FORB (HG)		
7.	811-917C	HG HANDLE - YELLOW EXT		
8.	811-918C	HG HANDLE - YELLOW RET		
9.	841-102C	HH3/8R2 468 3/4MORB		
10.	811-870C	CP 3/4FORB FEMALE QD (POPPET)		
11.	800-044C	SNAP RING EXT 1 1/2 SHAFT		Rev. 2
11.	800-290C	SNAP RING EXT 1 1/2 HEAVY	Replaced by 800-044C	Rev. 1
12.	550-346D	HOSE WRAP,LARGE SIZE,LONG(15")		
13.	833-719C	DUAL MACHINE HARNESS - LED		
14.	802-010C	HHCS 5/16-18X1 1/4 GR5		
15.	804-009C	WASHER LOCK SPRING 5/16 PLT		
16.	803-008C	NUT HEX 5/16-18 PLT		
17.	502-068D	HYD HOSE CLAMP BRACKET		
18.	802-705C	HHCS 5/16-18X5/8		
19.	550-432V	REAR HITCH ACCESS KIT 8000DV		

Rear Hitch Accessory Mount Kit (S/N GP-2255CC-)

(Applies to 8323FCC, 8328FCC, 8332FCC, 8336FCC, 8539FCC, 8544FCC, 8548FCC, 8551FCC, 8556FCC, 8560FCC only)



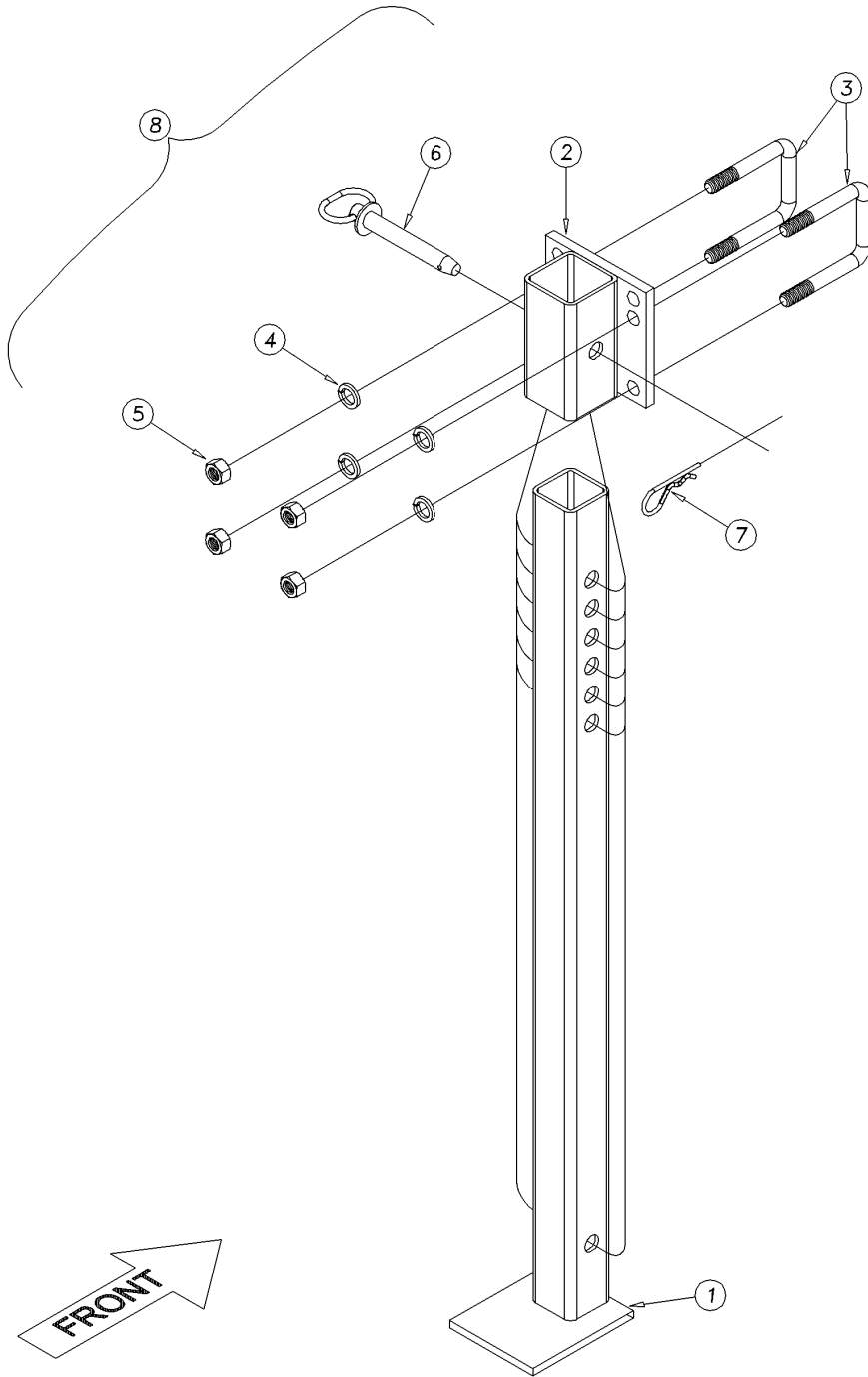
Rear Hitch Accessory Mount Kit (S/N GP-2255CC-)

(Applies to 8323FCC, 8328FCC, 8332FCC, 8336FCC, 8539FCC, 8544FCC, 8548FCC, 8551FCC, 8556FCC, 8560FCC only)

Ref	Part No.	Part Description	Comments	Revision
	dwg41755	Image No.		
1.	570-096D	REAR HITCH ACCESSORY MOUNT		
2.	806-203C	U-BOLT 3/4-10 X 5 1/32 X 4 1/2		
3.	804-015C	WASHER LOCK SPRING 1/2 PLT		
4.	803-020C	NUT HEX 1/2-13 PLT		
5.	811-394C	CP 3/4FORB MALE QD POPPET TYPE		
6.	811-919C	AD 3/4MORB 3/4FORB (HG)		
7.	811-917C	HG HANDLE - YELLOW EXT		
8.	811-918C	HG HANDLE - YELLOW RET		
9.	841-102C	HH3/8R2 468 3/4MORB		
10.	811-870C	CP 3/4FORB FEMALE QD (POPPET)		
11.	800-044C	SNAP RING EXT 1 1/2 SHAFT		Rev. 2
11.	800-290C	SNAP RING EXT 1 1/2 HEAVY	Replaced by 800-044C	Rev. 1
12.	550-346D	HOSE WRAP,LARGE SIZE,LONG(15")		
13.	890-920C	DUAL MACHINE HARNESS		
14.	802-010C	HHCS 5/16-18X1 1/4 GR5		
15.	804-009C	WASHER LOCK SPRING 5/16 PLT		
16.	803-008C	NUT HEX 5/16-18 PLT		
17.	502-068D	HYD HOSE CLAMP BRACKET		
18.	802-705C	HHCS 5/16-18X5/8		
19.	550-432V	REAR HITCH ACCESS KIT 8000DV		

Rear Stand Assembly

(Applies to 8323FCC, 8328FCC, 8332FCC, 8336FCC, 8539FCC, 8544FCC, 8548FCC, 8551FCC, 8556FCC, 8560FCC only)



41878

Rear Stand Assembly

(Applies to 8323FCC, 8328FCC, 8332FCC, 8336FCC, 8539FCC, 8544FCC, 8548FCC, 8551FCC, 8556FCC, 8560FCC only)

Ref	Part No.	Part Description	Comments	Revision
	dwg41878	Image No.		
1.	560-196H	REAR STAND LEG		
2.	580-049H	REAR STAND MOUNT BRACKET		
3.	806-179C	U-BOLT 5/8-11 X 4 1/32 X 4 1/4		
4.	804-022C	WASHER LOCK SPRING 5/8 PLT		
5.	803-021C	NUT HEX 5/8-11 PLT		
6.	805-081C	PIN HITCH 3/4 X 4 3/8		
7.	805-032c	PIN HAIR COTTER .148 WIRE		
8.	560-197K	REAR STAND ASSEMBLY	Includes Items 1-7	



Part Number Index

The Part Number Index is a numeric index of all part numbers included in this manual. The index shows what page(s) the part is used on.

Part Number	Page	Part Number	Page	Part Number	Page	Part Number	Page
148-404D	37, 49	560-013H	23	560-429H	25	575-098D	83, 85, 87, 93, 95, 97
196-430D	57, 59	560-019H	17	560-430H	25	575-099D	83, 85, 87, 93, 95, 97
1M7016-ADI	61, 63, 65, 67, 69	560-081H	25	560-433H	23	575-119D	91, 99
1M7021-ADI	71	560-134H	23	560-434H	9	575-121D	91, 99
2A0016	63, 65	560-196H	107	560-438H	11	575-122D	91, 99
2A0018	61, 67, 69, 71	560-197K	107	560-439H	11	575-123D	91, 99
2A0024	61, 63, 65, 67, 69, 71	560-236D	47	560-440H	11	575-124D	81, 89
2M5416NC	63, 65	560-270L	33	560-441H	11	575-125D	81
2M6482NC	69	560-304H	35	560-442H	17	575-126D	81
2M6816NC	61, 67	560-305H	35	560-444H	23	575-130D	91, 99
2S6576NC	71	560-308L	35	560-447H	19	575-138D	91
3C7272	51, 53, 55	560-309L	35	560-448H	19	575-139D	91
3R2440	63	560-327H	7	560-449H	25	575-141D	85, 87, 95, 97
3R3440	65	560-328H	7	560-450H	19	575-153D	91, 99
3R4840	67	560-333H	9	560-451H	19	575-164D	13, 15, 17, 23
3R5712	69	560-334H	9	560-453H	11	575-224D	83, 85, 87, 93, 95, 97
3R5840	61	560-343H	7	560-454H	7	575-268D	53, 55, 57, 59
3R5912	71	560-344C	7	560-455H	7	575-273D	93, 95, 97
4M6108	69, 71	560-345H	9	560-456H	7	575-300D	81, 89
4R2109	63	560-346H	9	560-478S	13	575-301D	81, 89
4R3109	65	560-347H	19	560-479K	41	575-302D	81, 89
4R4109	67	560-348H	19	560-485D	15, 17, 19, 21, 25	575-303D	81, 89
4R5109	61	560-349H	17, 19	560-518H	15, 17, 19, 21, 25	575-304D	81, 89
502-068D	7, 101, 103, 105	560-350H	17, 19	560-524H	37	575-305D	81, 89
548-001S	53, 55	560-352H	13	560-525H	37	575-306D	81, 89
548-003S	57, 59	560-354H	13	560-526L	37	575-307D	81, 89
550-015D	33, 39	560-359H	7	560-527L	37	575-308D	81, 89
550-020D	45	560-366H	15, 17, 19, 21, 25	560-536D	51, 57, 59	575-309D	81, 89
550-042H	81, 89	560-367H	15, 17, 19, 21, 25	560-542H	23	575-312D	89
550-043H	81, 89	560-369H	9	560-543H	25	575-332D	83, 93
550-134D	91, 99	560-376H	9	560-550H	21	575-506H	81
550-135D	81, 89	560-379H	25	560-554H	21	575-507H	91
550-175D	23	560-380H	25	560-555H	21	575-508H	91
550-200H	51	560-381H	19	566-042H	13	575-509H	91
550-201H	51	560-382H	19	566-169D	13	575-510H	91
550-202S	51	560-386H	11	566-170D	13	575-512H	81, 89
550-332H	9	560-387H	11	570-054D	37	575-513H	93, 95, 97
550-342H	9	560-388H	7	570-055D	101	575-514H	91
550-346D	103, 105	560-389H	7	570-061D	81	575-516H	93, 95, 97
550-425D	51	560-394H	15	570-062D	81	575-517H	91
550-432V	103, 105	560-395H	15	570-067D	43	575-521H	85, 87, 95, 97
550-459S	9	560-396H	15	570-080D	101	575-522H	83, 85, 87
550-493H	23	560-397H	33, 39	570-096D	103, 105	575-523H	83, 85, 87
550-616D	25	560-398H	7	570-185H	93, 95, 97	575-524H	87, 97
550-618D	25	560-399H	7	570-413H	101	575-525H	87, 97
552-001D	73	560-400L	39	570-414H	101	575-526H	87, 97
552-003D	73	560-401H	15, 17, 19, 21, 25	570-415H	101	575-527H	87, 97
552-006D	75, 77	560-402S	15, 17, 19, 21, 25	570-416H	101	575-529H	13
552-017D	91, 99	560-403H	15, 17	570-417A	101	575-767V	73, 75, 77
552-018D	91, 99	560-404H	15	570-418A	101	575-804V	73, 75, 77
552-023D	91, 99	560-405H	15	570-419A	101	575-807V	73, 75, 77
552-024D	91, 99	560-406H	15	570-420A	101	575-808V	73, 75, 77
552-030D	75, 77	560-407H	41	570-421A	101	575-859H	89
552-034D	75	560-408H	41	570-422A	101	575-987H	83, 85, 93, 95
552-043H	77	560-409H	51	570-423A	101	575-988H	83, 85, 93, 95
552-045H	91, 99	560-411H	11	570-424A	101	575-989H	83, 85, 93, 95
552-046H	91, 99	560-414H	25	570-427H	101	575-990H	83, 85, 93, 95
552-047H	91, 99	560-415H	25	570-428H	101	576-059D	11
552-048H	99	560-416H	23	570-429H	101	576-114D	49
552-049H	83, 85, 87, 91, 99	560-417H	25	575-092D	83, 85, 87, 93, 95, 97	580-049H	107
552-057V	75, 77	560-418H	25	575-093D	83, 85, 87, 93, 95, 97	580-191D	35
552-060H	91, 99	560-419H	25	575-095D	83, 85, 87, 93, 95, 97	580-192D	25
552-106H	83, 85, 87	560-420H	23	575-096D	83, 85, 87, 93, 95, 97	585-010D	81
552-156L	75	560-421H	17, 19	575-097D	83, 85, 87, 93, 95, 97	585-090H	101
552-161V	75	560-422H	17, 19	575-099D	83, 85, 87, 93, 95, 97	585-092H	101
556-231D	7	560-423H	17, 19	575-098D	83, 85, 87, 93, 95, 97	585-093H	101
556-232D	7	560-424H	17, 19	575-099S	101		
556-236D	13	560-425H	19				
560-010H	23	560-427H	9				
		560-428H	25				

Table of Contents Part Number Index



Part Number Index (continued)

Part Number	Page	Part Number	Page	Part Number	Page	Part Number	Page
585-100H	101	802-413C	23, 37	804-015C	7, 13, 23, 25, 51, 73, 91, 99, 103, 105	806-179C	25, 81, 83, 85, 87, 89, 91, 99, 101, 107
586-025H	13	802-485C	75, 77	804-016C	83, 93	806-180C	91, 99
586-158D	7	802-507C	75, 77	804-017C	13, 51, 85, 87, 95, 97	806-181C	81, 89
586-241V	13	802-535C	75, 77	804-022C	7, 9, 11, 15, 17, 19, 23, 25, 41, 81, 83, 85, 87, 89, 91, 93, 95, 97, 99, 101, 107	806-182C	83, 85, 87, 91, 93, 95, 97
589-085D	85, 87, 95, 97	802-594C	9, 23	802-705C	7, 101, 103, 105	806-183C	101
589-219D	83, 93	802-623C	9, 15, 17, 19, 21, 25	802-715C	9	806-189C	23, 25
5M6124	69	802-766C	81, 89	802-767C	91, 99	806-190C	25
5M6138	71	802-767C	91, 99	802-768C	83, 85, 87, 91, 93, 95, 97, 99	806-203C	103, 105
5R2116	63	802-783C	9, 13, 15, 17, 19, 21, 25	804-023C	7, 9, 15, 17, 19, 21, 23, 25, 41, 85, 87, 95, 97	806-206C	7
5R3116	65	802-795C	13, 25	804-024C	23, 83, 85, 87, 91, 93, 95, 97, 99	807-073C	13
5R4116	67	802-799C	43, 45	804-027C	13, 25, 83, 93	807-149C	75, 77
5R5116	61	802-802C	33, 35, 39	804-028C	15, 17, 23, 25, 83, 85, 87, 91, 99	807-196C	91, 99
6R2164-ADI	63	802-803C	37	804-029C	15, 17, 19, 21, 83, 93	807-216C	51
6R3164-ADI	65	802-882C	33, 39	804-035C	13	807-224C	93, 95, 97
6R4164-ADI	67	803-006C	7, 13	804-037C	13	807-225C	83, 85, 87, 91, 99
6R5162-ADI	69, 71	803-007C	29, 31	804-055C	33, 35, 39, 43, 45	807-226C	83, 85, 87, 91, 93, 95, 97, 99
6R5164-ADI	61	803-008C	51, 103, 105	804-094C	51, 91, 99	807-348C	101
7M5316	63, 65	803-013C	81, 89	804-134C	13	810-013C	69
7M6316	61	803-019C	51, 77, 91, 99	804-192C	9, 13, 15, 17, 19, 21, 23, 25	810-060C	71
7M6324	69	803-020C	7, 23, 25, 51, 73, 91, 99, 103, 105	804-193C	35	810-138C	9, 55
7M6338	71	803-021C	7, 9, 11, 15, 17, 19, 23, 25, 41, 81, 83, 85, 87, 89, 91, 93, 95, 97, 99, 101, 107	804-204C	73, 75, 77, 81, 89	810-151C	61
7M7316	67	803-024C	25, 81, 83, 85, 87, 91, 99	804-215C	101	810-173C	63
800-001C	37	803-026C	9, 23, 83, 85, 87, 91, 93, 95, 97, 99	805-001C	11	810-174C	65
800-044C	103, 105	803-027C	7, 9, 15, 17, 19, 21, 23, 25, 41	805-017C	37, 49	810-373C	67
800-080C	25, 33, 35, 39	803-029C	33, 35, 39, 43, 45	805-024C	15, 17, 19, 21, 25	810-478C	15, 17, 25, 53, 55
800-082C	29, 31	803-030C	15, 17, 19, 21, 25	805-032c	107	810-479C	9, 19, 25, 53, 55
800-290C	103, 105	803-031C	13, 26, 83, 93	805-058C	9, 13, 15, 17, 19, 21, 23, 25, 61, 63, 65, 67, 69, 71, 101	810-480C	9, 19, 21, 55
801-005C	7, 13	803-037C	81, 89	805-081C	107	810-486C	25, 59
801-054C	91, 99	803-038C	83, 85, 87, 91, 99	805-089C	33, 35, 39, 43, 45, 47	810-488C	15, 17, 23, 57, 59
802-005C	29, 31	803-048C	83, 85, 87, 91, 93, 95, 97, 99	805-134C	9, 15, 17, 19, 21, 25	810-511C	51, 53, 55
802-010C	7, 103, 105	803-049C	13	805-140C	83, 85, 87, 91, 93, 95, 97, 99	810-622C	51, 53, 55
802-023C	61, 63, 65, 67, 69, 71	803-053C	47	805-225C	83, 85, 87, 91, 93, 95, 97, 99	811-063C	53, 55, 57, 59
802-029C	81, 89	803-061C	33, 39, 41, 43, 45	805-249C	25	811-077C	59
802-034C	41, 91, 99	803-063C	13	805-255C	15, 17, 19	811-078C	53, 55, 59
802-039C	51, 81, 89, 91, 99	803-071C	15, 17, 19, 21, 25	805-324C	33, 39, 41	811-088C	53, 55, 57, 59
802-045C	73	803-095C	37, 49	805-348C	91, 99	811-126C	59
802-050C	41	803-123C	9, 15, 17, 19, 21, 25, 81, 89	805-351C	25	811-128C	59
802-051C	7, 9, 11, 17, 19, 23, 101	803-126C	75, 77, 101	805-360C	13	811-235C	55
802-053C	73, 75	803-166C	33, 35, 37, 39	805-363C	33, 39, 41	811-279C	59
802-055C	41, 73, 75, 77, 91	803-168C	9, 13, 15, 17, 19, 21, 23, 25	805-378C	9, 15, 17, 19, 21, 25	811-394C	53, 55, 57, 59, 103, 105
802-060C	83, 85, 93, 95, 97	803-219C	35, 37, 47, 49	805-379C	11	811-550C	59
802-062C	83, 85, 87, 91, 99	803-234C	61, 63, 65, 67, 69, 71	805-396C	9, 15, 17, 19, 21, 23, 25, 61, 63, 65, 67, 69, 71	811-583C	59
802-064C	7, 9, 15, 17, 19, 21, 25	803-245C	73, 75, 77, 81, 89	805-429C	15, 17, 19, 21	811-640C	53, 55
802-066C	85, 87, 95, 97	803-271C	73, 75, 77, 89	805-441C	15, 17, 19, 21	811-653C	55, 59
802-068C	41	803-314C	13, 25	806-079C	15, 17, 23, 101	811-661C	53
802-069C	15, 17, 23, 83, 85, 87, 91, 99	803-316C	101	806-122C	7	811-670C	53, 55
802-073C	83, 93	803-338C	51, 91, 99	806-158C	77	811-731C	53, 55
802-075C	101	803-342C	37, 41, 75, 83, 85, 87, 93, 95, 97	806-159C	7	811-735C	53
802-079C	81, 89	804-006C	7, 13	806-161C	75	811-826C	53, 55
802-090C	73, 75, 77	804-008C	47	806-178C	11	811-849C	55
802-091C	73, 81, 89	804-009C	7, 51, 101, 103, 105			811-857C	53, 55
802-106C	83, 93					811-870C	103, 105
802-114C	81, 89					811-886C	55
802-115C	7, 51					811-887C	55
802-128C	85, 87, 95, 97					811-897C	53, 59
802-130C	51, 81, 89					811-902C	55
802-162C	99					811-908C	55
802-182C	47, 49					811-909C	53
802-184C	101					811-913C	53, 55
802-192C	23, 93, 95, 97					811-915C	57, 59
802-205C	25					811-916C	57, 59
802-224C	29					811-917C	103, 105
802-258C	13					811-918C	103, 105
802-279C	51					811-919C	53, 55, 57, 59, 103, 105
802-332C	13					811-935C	53, 55
802-333C	51						
802-383C	13						



Part Number Index (continued)

<u>Part Number</u>	<u>Page</u>	<u>Part Number</u>	<u>Page</u>	<u>Part Number</u>	<u>Page</u>
811-936C	59	822-110C	37, 49	891-210C	13
811-937C	53	822-168C	47	dwg40347	77
811-940C	55	822-169C	47	dwg40799	81
811-943C	57, 59	822-197C	33, 39	dwg40802	91
811-944C	55	822-198C	33, 39	dwg40803	99
811-952C	57, 59	822-208C	85, 87, 95, 97	dwg40805	97
811-962C	53, 55	822-225C	35	dwg40939	87
811-967C	59	822-226C	35	dwg41688	73
811-972C	55	822-293C	83, 93	dwg41689	7
811-978C	53	833-693C	29	dwg41690	11
811-980C	57, 59	833-694C	29	dwg41692	13
811-983C	57, 59	833-695C	29	dwg41693	17
811-990C	55	833-696C	29	dwg41694	19
811-991C	55	833-697C	29	dwg41695	25
812-143C	75, 77	833-719C	103	dwg41696	15
814-011C	33, 39, 41	837-008C	75	dwg41699	31
814-031C	35	838-094C	79	dwg41700	9
814-220C	33, 39, 41	838-161C	79	dwg41701	33
814-222C	35	838-482C	79	dwg41702	35
814-223C	37	838-598C	79	dwg41703	37
814-226C	35	838-599C	79	dwg41704	39
814-227C	37	838-600C	79	dwg41705	41
814-230C	33, 39, 41	838-602C	79	dwg41706	43
814-235C	35	838-603C	79	dwg41707	45
814-236C	37	838-606C	79	dwg41708	47
814-340C	35	838-611C	79	dwg41709	49
814-392C	41	838-612C	79	dwg41714	51
814-393C	41	838-613C	79	dwg41717	79
814-502C	35	838-614C	79	dwg41754	101
814-503C	35	838-615C	79	dwg41755	105
814-513C	33, 39, 41	838-776C	79	dwg41770	23
814-525C	35	841-003C	55	dwg41878	107
814-537C	37	841-010C	55	dwg41913	69, 71
814-541C	37	841-026C	57, 59	dwg41918	61, 63, 65, 67
814-545C	33, 39, 41	841-042C	59	dwg42158	89
815-164C	49	841-102C	103, 105	dwg42606	53
815-221C	39, 41, 43	841-195C	53, 59	dwg42607	55
815-224C	33, 45	841-234C	55	dwg42608	57
815-226C	35, 47	841-279C	55	dwg42609	59
815-251C	37, 49	841-281C	59	dwg42976	85
815-485C	43, 45	841-528C	57	dwg42977	95
815-487C	47	841-842C	53, 55	dwg43242	75
816-220C	37	848-061C	79	dwg43243	83
816-396C	33, 39	848-064C	79	dwg43244	93
816-398C	33, 39	848-065C	79	dwg43245	103
816-429C	85, 87, 95, 97	848-601C	79	dwg43246	29
816-573C	35	848-602C	79	dwg43594	21
816-672C	43, 45	848-603C	79	FC0333	77
816-795C	47	848-604C	79	PPI-203VR	13
816-796C	49	848-605C	79	PPI-205H	13
817-042C	13	848-606C	79	PPI-302V	13
817-516C	13	848-607C	79		
817-585C	7	890-005C	9, 13, 15, 17, 19, 21, 25		
817-876C	15, 17, 19, 21	890-143C	9		
818-055C	7	890-277C	37, 49		
818-134C	79	890-553C	81, 89		
818-135C	79	890-781C	33, 39, 43, 45, 47		
820-012C	89	890-798C	13		
820-288C	81	890-837C	81, 89		
820-295C	73, 75, 77	890-886C	35		
820-296C	73, 75, 77	890-888C	41		
820-299C	73	890-901C	31		
820-400C	73, 75, 77	890-920C	105		
820-401C	73, 75, 77	890-923C	31		
820-404C	73, 75, 77	890-924C	31		
820-405C	73, 75, 77	890-925C	31		
822-020C	33, 39, 43, 45, 47	890-926C	31		
822-021C	33, 39, 43, 45, 47	890-927C	31		
822-048C	35, 37, 43, 45, 49	890-977C	13		
822-053C	35, 37, 43, 45, 49	891-189C	13		
822-109C	37, 49				

This Page Intentionally Left Blank



Great Plains Mfg., Inc.
1525 E. North Street
Salina, Kansas 67401 USA

www.greatplainsmfg.com
