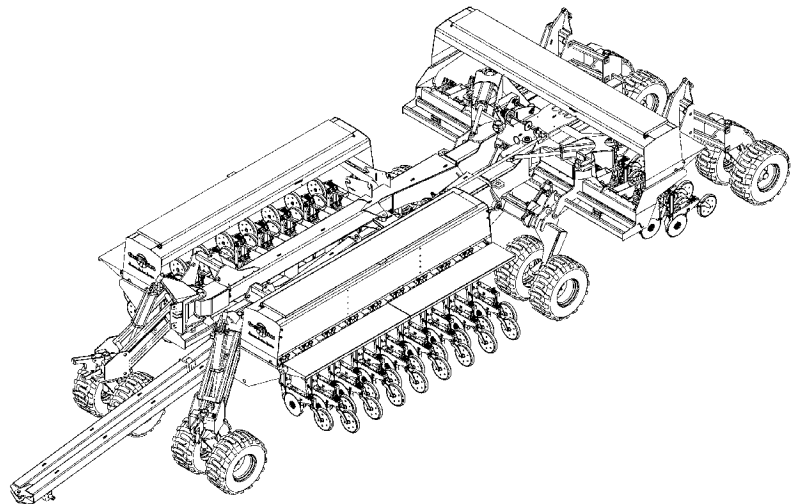

Parts Manual

No Till-Drill
3N-4010, 3N-4010HDF & 3N-4020



Read the Operator's manual entirely. When you see this symbol, the subsequent instructions and warnings are serious - follow without exception. Your life and the lives of others depend on it!



20476

Cover illustration may show optional equipment not supplied with standard unit.



Table of Contents

Section 1: Introduction.....	6	Air Design Scraper (Option).....	80
Using This Manual.....	6	Side Wheel Scraper (Option).....	82
Manual Replacement Information.....	6	10 & 20 Series Seed-Lok (Option).....	84
Manual Revisions.....	6	Coulter.....	86
Touch-up Paint.....	6	Grease Bank.....	88
Hardware Legend.....	7	Coulter Tine (Option).....	90
Replacement Hardware.....	7	Press Wheels.....	92
Serial Numbers.....	7	2" x 13" Single Press Wheel.....	92
Part Number Service Coding.....	7	3" x 13" Single Press Wheel.....	94
Tongue and Frame.....	8	1" x 12" Double "V" Press Wheel (Part 1).....	96
Hitch To Tongue.....	8	1" x 12" Double "V" Press Wheel Short.....	98
Tongue To Wings.....	10	1" x 12" Double "V" Press Wheel Long.....	100
Wing To Center Frame.....	12	1" x 10" Double "V" Press Wheel.....	102
Rockshaft.....	15	1 1/4" x 13 1/2" Double Press Wheel.....	104
Rockshaft.....	16	1 1/4" x 13" Double Press Wheel.....	106
Rockshaft To Frame.....	18	2" x 12 1/2" Double Press Wheel (Part 1).....	108
Rear Axle Assembly.....	20	2" x 12 1/2" Double Press Wheel (Part 2).....	110
Gauge Wheel.....	24	1" x 12" Double "V" Press Wheel (Part 2).....	112
Gauge Wheel Striker Plate.....	28	HD10 1 1/4" x 13 1/2" Double Press Wheel.....	114
Box To Frame.....	30	HD10 1" x 12" Double "V" Press Wheel.....	116
Box To Frame.....	30	HD10 2" x 13" Single Press Wheel.....	118
Box Components.....	32	HD10 3" x 13" Single Press Wheel.....	120
Seed Level Indicator.....	34	Hydraulics.....	122
Walkboards And Steps.....	36	Lift And Fold Hydraulics.....	122
Drive.....	38	Rear Axle Hydraulics.....	124
Center Section Drive.....	38	Lock Cylinder Hydraulics.....	126
Wing Drive.....	40	Hydraulic Cylinder (810-500C 5x20x2 Rod).....	128
Veris Drive Components.....	42	Hydraulic Cylinder (810-499C 5x24x2 Rod).....	130
Veris Drive Controller.....	44	Hydraulic Cylinder (810-498C 4.5x16x1.5 Rod).....	132
Metering System.....	46	Hydraulic Cylinder (810-497C 4.75x16x1.5 Rod).....	134
Seed Rate Adjustment Handle (118-881S).....	46	Hydraulic Cylinder (810-496C 5x16x1.5 Rod).....	136
Feeder Cup Channel (Center 7.5").....	48	Hydraulic Cylinder (810-201C 1.5x2.5x.75 Rod).....	138
15 ft Feeder Cup Channel (LH 7.5").....	50	Stroke Control Valve (810-503C).....	140
Feeder Cup Channel (RH 7.5").....	52	Double Selector Valve (810-274C).....	142
Feeder Cup Channel (LH 10").....	54	Decals.....	144
Feeder Cup Channel (Center 10").....	56	Decals.....	144
Feeder Cup Channel (RH 10").....	58	Monitor.....	146
Loup Shaft Monitor (2 Channel 116-282A) (3 Channel 116-283A).....	60	Point Row.....	146
Openers.....	62	Marker.....	148
10 Series Opener Arms & Mounts.....	62	Marker Arm.....	148
10 Series Opener Body.....	64	Marker Disk And Hub (113-790S).....	150
HD10 Series Opener Arms & Mounts.....	66	LH Marker Hydraulics.....	152
HD10 Series Opener Body.....	68	Dual Marker Hydraulics.....	154
HD10 Series Keeton Seed Firmer (Option).....	70	Hydraulic Cylinder (810-423C 3 x 24 x 1.5 Rod).....	156
HD10 Series Seed-Lok (Option).....	72	Sequence Valve (810-422C).....	158
20 Series Opener Arms & Mounts.....	74	Weight Bracket.....	160
20 Series Opener Body.....	76	Weight Bracket (Option).....	160
Keeton Seed Firmer (Option).....	78		

© Copyright 2016 All rights reserved Printed 11/09/16

Great Plains Manufacturing, Inc. provides this publication "as is" without warranty of any kind, either expressed or implied. While every precaution has been taken in the preparation of this manual, Great Plains Manufacturing, Inc. assumes no responsibility for errors or omissions. Neither is any liability assumed for damages resulting from the use of the information contained herein. Great Plains Manufacturing, Inc. reserves the right to revise and improve its products as it sees fit. This publication describes the state of this product at the time of its publication, and may not reflect the product in the future.

Great Plains Manufacturing, Incorporated Trademarks

The following are trademarks of Great Plains Mfg., Inc.: Application Systems, Ausherman, Land Pride, Great Plains

All other brands and product names are trademarks or registered trademarks of their respective holders.

Printed in the United States of America.



Table of Contents (continued)

Part Number Index.....162



Alphabetized Table of Contents

Selected Models

1

1 1/4" x 13 1/2" Double Press Wheel.....	104
1 1/4" x 13" Double Press Wheel.....	106
1" x 10" Double "V" Press Wheel.....	102
1" x 12" Double "V" Press Wheel (Part 1).....	96
1" x 12" Double "V" Press Wheel (Part 2).....	112
1" x 12" Double "V" Press Wheel Long.....	100
1" x 12" Double "V" Press Wheel Short.....	98
10 & 20 Series Seed-Lok (Option).....	84
10 Series Opener Arms & Mounts.....	62
10 Series Opener Body.....	64
15 ft Feeder Cup Channel (LH 7.5").....	50

2

2" x 12 1/2" Double Press Wheel (Part 1).....	108
2" x 12 1/2" Double Press Wheel (Part 2).....	110
2" x 13" Single Press Wheel.....	92
20 Series Opener Arms & Mounts.....	74
20 Series Opener Body.....	76

3

3" x 13" Single Press Wheel.....	94
----------------------------------	----

A

Air Design Scraper (Option).....	80
----------------------------------	----

B

Box Components.....	32
Box To Frame.....	30

C

Center Section Drive.....	38
Coulter.....	86
Coulter Tine (Option).....	90

D

Decals.....	144
Double Selector Valve (810-274C).....	142
Dual Marker Hydraulics.....	154

F

Feeder Cup Channel (Center 10").....	56
Feeder Cup Channel (Center 7.5").....	48
Feeder Cup Channel (LH 10").....	54
Feeder Cup Channel (RH 10").....	58
Feeder Cup Channel (RH 7.5").....	52

G

Gauge Wheel.....	24
Gauge Wheel Striker Plate.....	28
Grease Bank.....	88

H

HD10 1 1/4" x 13 1/2" Double Press Wheel.....	114
---	-----

HD10 1" x 12" Double "V" Press Wheel.....	116
HD10 2" x 13" Single Press Wheel.....	118
HD10 3" x 13" Single Press Wheel.....	120
HD10 Series Keeton Seed Firmer (Option).....	70
HD10 Series Opener Arms & Mounts.....	66
HD10 Series Opener Body.....	68
HD10 Series Seed-Lok (Option).....	72
Hitch To Tongue.....	8
Hydraulic Cylinder (810-201C 1.5x2.5x.75 Rod).....	138
Hydraulic Cylinder (810-423C 3 x 24 x 1.5 Rod).....	156
Hydraulic Cylinder (810-496C 5x16x1.5 Rod).....	136
Hydraulic Cylinder (810-497C 4.75x16x1.5 Rod).....	134
Hydraulic Cylinder (810-498C 4.5x16x1.5 Rod).....	132
Hydraulic Cylinder (810-499C 5x24x2 Rod).....	130
Hydraulic Cylinder (810-500C 5x20x2 Rod).....	128

K

Keeton Seed Firmer (Option).....	78
----------------------------------	----

L

LH Marker Hydraulics.....	152
Lift And Fold Hydraulics.....	122
Lock Cylinder Hydraulics.....	126
Loup Shaft Monitor (2 Channel 116-282A) (3 Channel 116-283A).....	60

M

Marker Arm.....	148
Marker Disk And Hub (113-790S).....	150

P

Point Row.....	146
----------------	-----

R

Rear Axle Assembly.....	20
Rear Axle Hydraulics.....	124
Rockshaft.....	16
Rockshaft To Frame.....	18

S

Seed Level Indicator.....	34
Seed Rate Adjustment Handle (118-881S).....	46
Sequence Valve (810-422C).....	158
Side Wheel Scraper (Option).....	82
Stroke Control Valve (810-503C).....	140

T

Tongue To Wings.....	10
----------------------	----

V

Veris Drive Components.....	42
Veris Drive Controller.....	44

W

Walkboards And Steps.....	36
Weight Bracket (Option).....	160
Wing Drive.....	40



Alphabetized Table of Contents (continued)

Wing To Center Frame.....12



General Information

Using This Manual

This manual is divided into sections. The first section contains General Information, a Table of Contents, an Alphabetical Page Index, and a Part Number Index. The remaining sections divide the machine into segments (i.e. Frames, Drives, Hydraulics, etc.) which illustrate and list all parts.

The Great Plains parts in this manual are specially designed for this machine and should be replaced with Great Plains parts only.

The information in this manual is current at printing. Some parts may change to assure top performance.

Right-hand and left-hand as used in this manual are determined by facing the direction the machine will travel while in use.

Below is an example of two facing pages from a parts manual. Familiarize yourself with the contents of these pages.

Manual Replacement Information

Replacement manuals are available. Refer to your dealer or the Great Plains Publications Catalog for additional information.

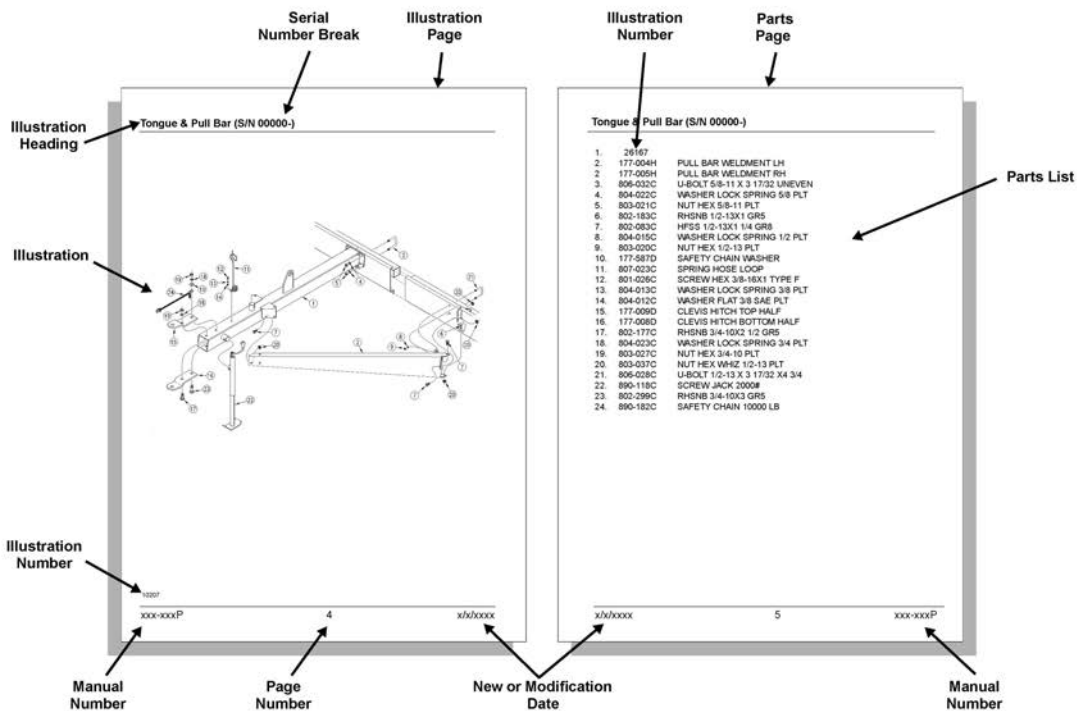
Manual Revisions

When this manual is revised, the modification date is printed on the front cover and on the revised page(s).

Touch-up Paint

Repaint parts where paint is worn or scratched to prevent rust. Aerosol touch-up paint is available. To order use Great Plains parts numbers below:

GP Green	821-001C
GP Black	821-002C
GP Beige	821-003C
GP Buckskin	821-004C



Hardware Legend

AR	As Required
BLADE	Blade Bolt
C	Cap Screw
CP	Cotter Pin
CPHSSS	Cup Point Hex Socket Set Screw
CPSHSS	Cup Point Square Head Set Screw
CPSQHSS	Cup Point Square Head Set Screw
CRFCHMS	Cross Recess Flat Countersunk Head Mach. Screw
CRPHMS	Cross Recess Pan Head Machine Screw
CRPHTFS	Cross Recess Pan Head Thread Forming
CRRHMS	Cross Recess Round Head Machine Screw
CRTHMS	Cross Recess Truss Head Machine Screw
CSNB	Countersunk Square Neck Bolt
FHMS	Flat Head Machine Screw
FTC	Full Thread Cap Screw
H	Hex Nut
HCLN	Hex Center Lock Nut
HFLCS	Hex Flange Lock Cap Screw
HFS	Hex Flange Screw
HFSLN	Hex Flange Serrated Lock Nut
HFSS	Hex Flange Serrated Screw
HHCS	Hex Head Cap Screw or Metric Bolt
HSBHCS	Hex Socket Button Head Cap Screw
HSFCHCS	Hex Socket Flat Countersunk Head Cap Screw
HSHCS	Hex Socket Head Cap Screw
HSSS	Hex Socket Head Screw
HTLN	Hex Top Lock Nut
HWHCS	Hex Washer Head Cap Screw

HWHMS	Hex Washer Head Machine Screw
HXBHCS	Hex Socket Button Head Cap Screw
J	Hex Jam Nut
JIC	37 Degree Tapered Thread
L	Helical Spring Lock Washer
LUG	Lug Bolt
NFC	National Fine Cap Screw
NPSM	National Pipe Straight Mechanical
NPTF	National Pipe Taper Fuel
P	Wide Plain Washer
PHMS	Pan Head Machine Screw
PLOW	Plow Bolt
RHMS	Round Head Machine Screw
RHSNB	Round Head Square Neck Bolt
SCREW LEVELING	Leveling Screw
SCREW THUMB	Thumb Screw
SCREW WELD	Weld Screw
SFCHMS	Slotted Flat Countersunk Head Machine Screw
SFHMS	Slotted Fillister Head Machine Screw
SP	Special
SP SCREW	Special Screw
SQHSS	Square Head Set Screw
SRHMS	Slotted Round Head Machine Screw
SSS	Socket Set Screw
STCS	Self Tapping Cap Screw
STHMS	Slotted Truss Head Machine Screw
WHEEL	Wheel Studs and Hub Long Bolts
WING	Wing Bolt

Replacement Hardware

The **Hardware Legend** above lists hardware abbreviations used in the parts lists. All bolts and nuts are grade 5 unless otherwise noted. The use of improper grades of hardware can result in personal injury, damage to equipment, or loss of property.

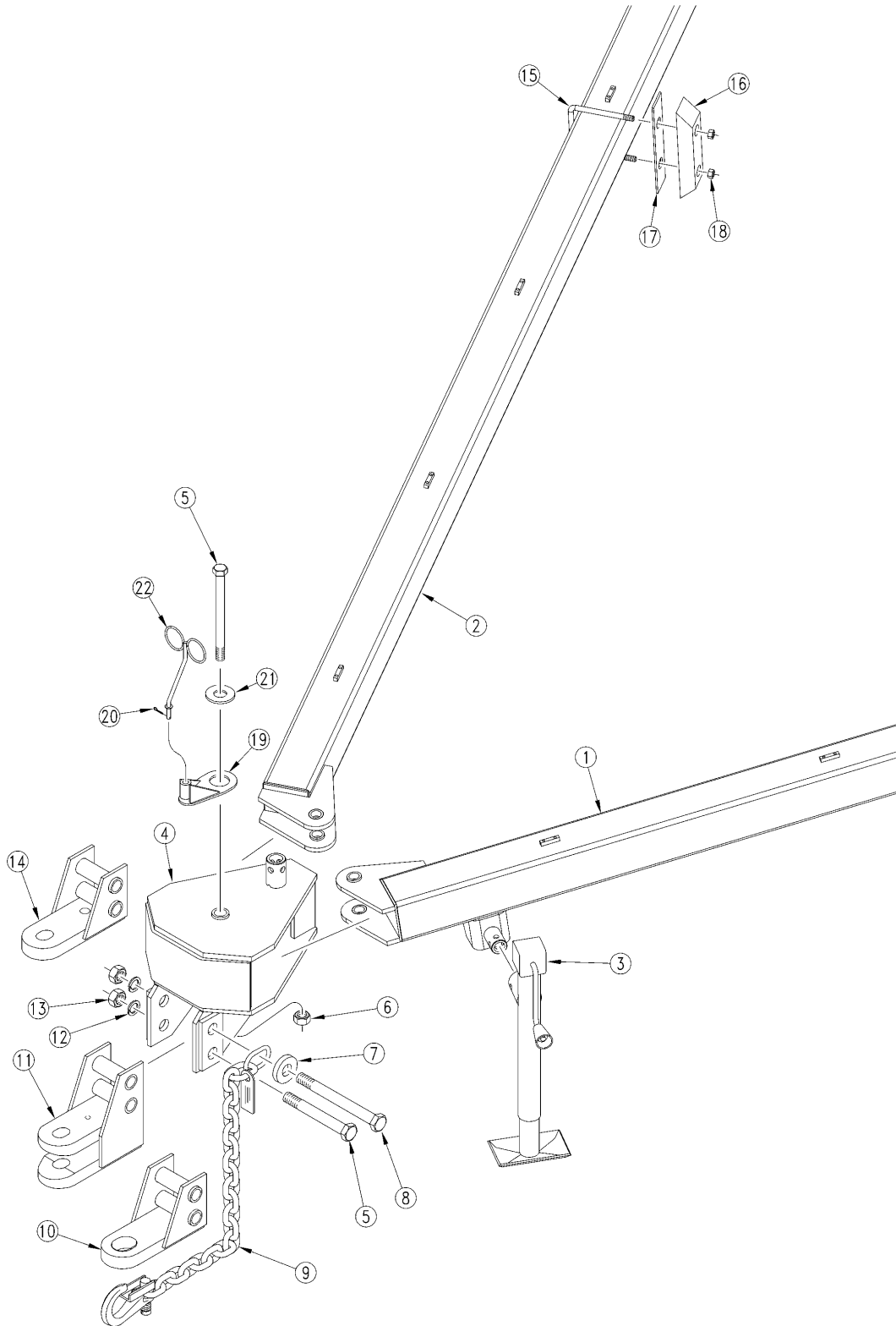
Serial Numbers

Always use the serial and model number when ordering parts. Refer to the operator's manual for serial number plate location.

- (S/N 20001+ or S/N 20001 and above) Includes serial numbers 20001 and above (to the latest number)
- (S/N 10001+→20000) Includes serial numbers between 10000 and 20001
- (S/N 10000- or S/N 10000 and below) Includes serial numbers 10000 and below (to the earliest number)

Hitch To Tongue

(Applies to 3N-4010 & 3N-4010HDF, 3N-4020 only)



20279

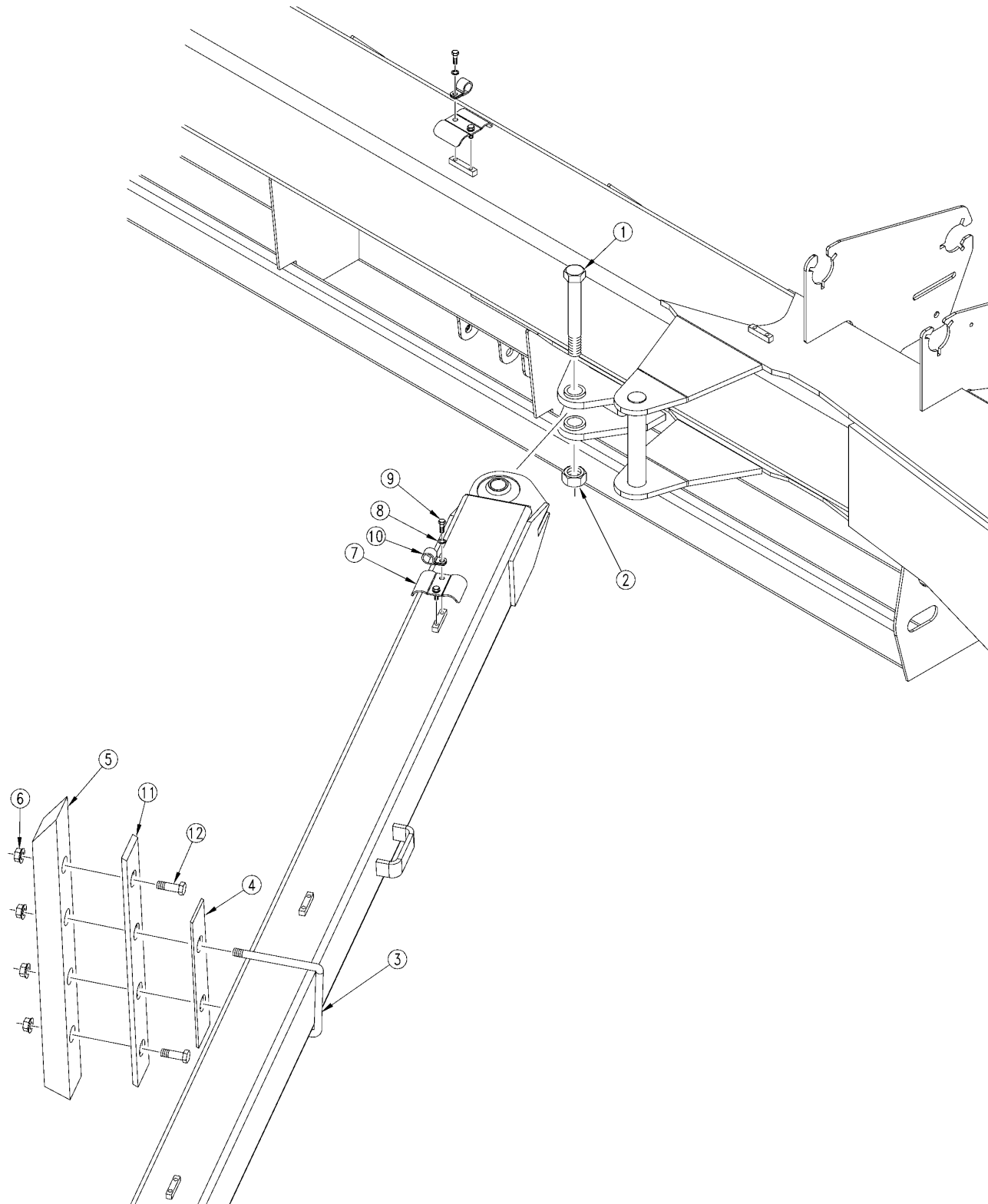
Hitch To Tongue

(Applies to 3N-4010 & 3N-4010HDF, 3N-4020 only)

Ref	Part No.	Part Description	Comments	Revision
	dwg20279	Image No.		
1.	196-419H	40P TONGUE LH PULLBAR WLDMT	April 05+	
1.	196-295H	40P TONGUE LH PULLBAR WLDMT	March 05-	
2.	196-417H	40P TONGUE RH PULLBAR WLDMT	April 05+	
2.	196-296H	40P TONGUE RH PULLBAR WLDMT	March 05-	
3.	890-246C	SCREW JACK 5000# 15-30		
4.	196-420H	HITCH PIVOT MOUNT WLDMT	April 05+	
4.	196-345H	HITCH PIVOT MOUNT WLDMT	March 05-	
5.	802-543C	HHCS 1 1/4-7X10 GR5 SPTH		
6.	803-081C	NUT HEX 1 1/4-7 NYLON INSERT		
7.	194-070D	SAFETY CHAIN WASHER		
8.	802-317C	HHCS 1 1/4-7X11 GR5 SPTH		
9.	890-398C	SAFETY CHAIN 40000 LB		
10.	170-033H	SINGLE HITCH STRAP-LARGE		
11.	170-058H	RPBY 196-136H		
12.	804-030C	WASHER LOCK 1 1/4 SPRING PLT		
13.	803-034C	NUT HEX 1 1/4-7 PLT		
14.	170-034H	SINGLE HITCH STRAP-SMALL		
15.	806-039C	U-BOLT 5/8-11 X 6 1/32 X 7 3/4		
16.	817-520C	TONGUE SPACER SKID BLOCK		
17.	196-842D	SLIDER BLOCK ADJUST SHIM		
18.	803-196C	NUT HEX FLANGE 5/8-11 PLT		
19.	196-370H	HOSE POST BASE, 40P		
20.	805-069C	PIN COTTER 3/16 X 1		
21.	804-035C	WASHER FLAT 1 1/4 USS PLT		
22.	196-166H	SWIVEL HOSE POST		

Tongue To Wings

(Applies to 3N-4010 & 3N-4010HDF, 3N-4020 only)



20284

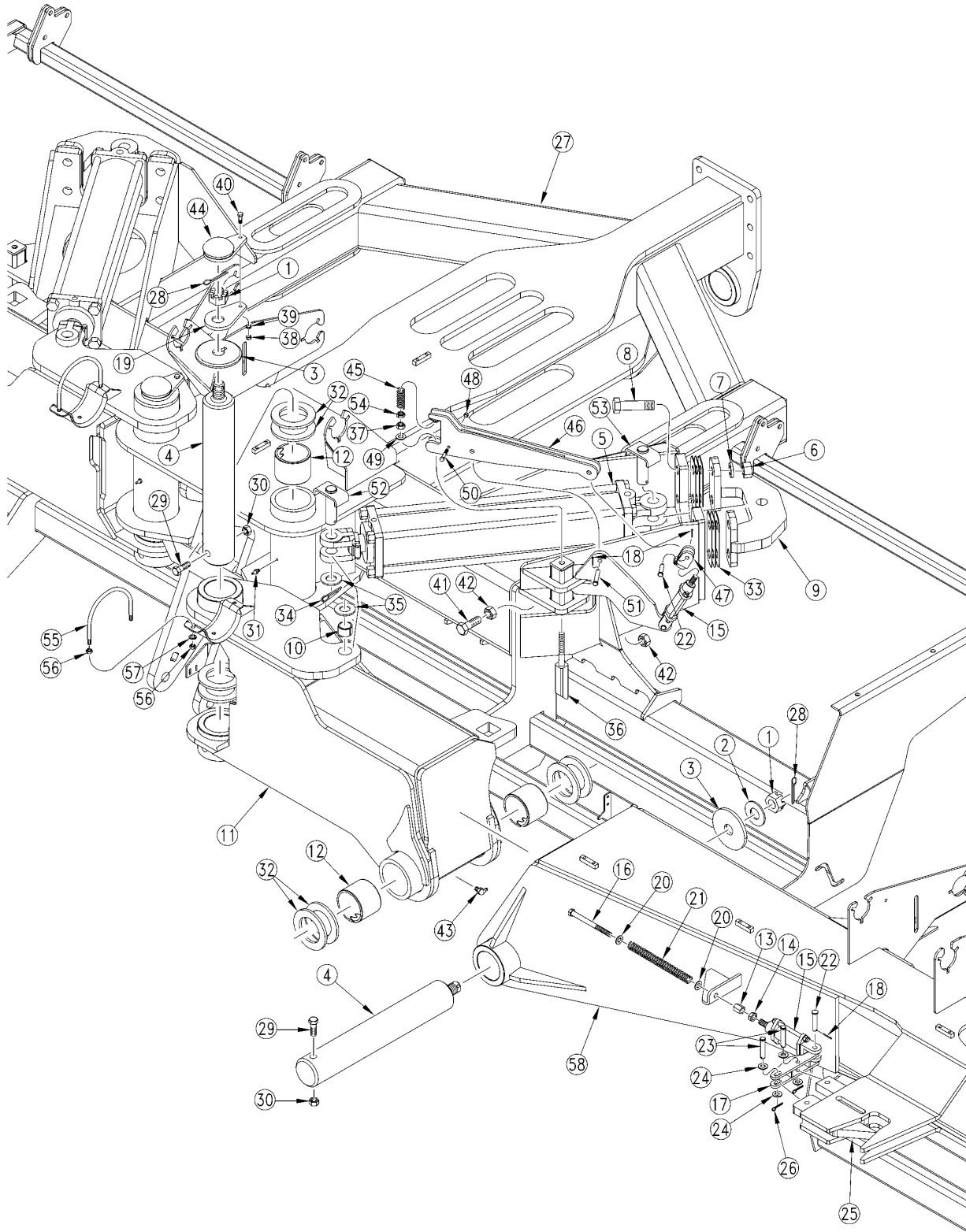
Tongue To Wings

(Applies to 3N-4010 & 3N-4010HDF, 3N-4020 only)

Ref	Part No.	Part Description	Comments	Revision
	dwg20284	Image No.		
1.	802-717C	HHCS 1 1/4-7X6 1/2 GR5 PLT		
2.	803-081C	NUT HEX 1 1/4-7 NYLON INSERT		
3.	806-039C	U-BOLT 5/8-11 X 6 1/32 X 7 3/4		
4.	196-842D	SLIDER BLOCK ADJUST SHIM		
5.	817-542C	OUTSIDE TONGUE SKID BLOCK		
6.	803-196C	NUT HEX FLANGE 5/8-11 PLT		
7.	502-068D	HYD HOSE CLAMP BRACKET		
8.	804-009C	WASHER LOCK SPRING 5/16 PLT		
9.	802-010C	HHCS 5/16-18X1 1/4 GR5	Shown.	
9.	802-094C	HFSS 5/16-18X1 3/4 GR5	Used on clamp with larger hoses.	
10.	800-064C	HOSE CLIP 13/16 ID		
11.	196-853D	3N-40 TONGUE BLOCK SUPT BAR		
12.	802-053C	HHCS 5/8-11X1 3/4 GR5		

Wing To Center Frame

(Applies to 3N-4010 & 3N-4010HDF, 3N-4020 only)



20285

Wing To Center Frame

(Applies to 3N-4010 & 3N-4010HDF, 3N-4020 only)

Ref	Part No.	Part Description	Comments	Revision
	dwg20285	Image No.		
1.	803-079C	NUT HEX SLOTTED 1 1/4 - 7		
2.	804-035C	WASHER FLAT 1 1/4 USS PLT		
3.	196-774D	PIVOT PIN RETAINER WASHER		
4.	196-652D	40P TOOLBAR PIVOT PIN		
5.	810-499C	CYL REP 5X24X2 ROD (TIE)	Includes pins	
6.	803-031C	NUT HEX 1-8 PLT		
7.	804-027C	WASHER LOCK SPRING 1 PLT		
8.	802-073C	HHCS 1-8X4 GR5		
9.	196-344H	FOLD CYLINDER BASE LUG WLDMNT		
10.	890-011C	BUSHING SPINDLE 1 1/2X1 1/4X1		
11.	196-349H	40P LH TOOLBAR WELDMENT	Shown	
11.	196-350H	40P RH TOOLBAR WELDMENT		
12.	890-800C	BUSHING 4.0X3.5X3.0 LONG SPLIT		
13.	196-149D	ADAPTOR NUT 3/4-16 X 5/8-11		
14.	803-235C	NUT HEX JAM 3/4-16 UNF PLT		
15.	810-201C	CYL 1.5X2.5X.75 ROD (TIE ROD)	Refer to "Hydraulic Cylinder (810-496C 5x16x1.5 Rod)"	
16.	802-146C	HHCS 5/8-11X7 1/2 GR5		
17.	196-048H	LOCK ARM WELDMENT		
18.	805-109C	PIN COTTER 1/8 X 1 1/4 PLT		
19.	196-875D	WASHER FLAT 1 1/4 HOSE GUARD		
20.	804-021C	WASHER FLAT 5/8 SAE PLT		
21.	807-128C	SPRING COMP .906OD X 9 X .105W		
22.	805-028C	PIN CLEVIS 5/8 X 2.77 USALBE		
23.	805-192C	PIN CLEVIS 1/2 X 2 1/2 PLT		
24.	804-016C	WASHER FLAT 1/2 SAE PLT		
25.	196-766D	TRANSPORT LOCK LATCH BAR		
26.	805-019C	PIN COTTER 5/32 X 1 PLT		
27.	196-351H	40P CENTER FRAME WELDMENT		
28.	805-085C	PIN COTTER 5/16 X 2 1/2		
29.	802-095C	HHCS 3/4-10X7 GR5		
30.	803-026C	NUT LOCK 3/4-10 PLT		
31.	800-001C	GREASE ZERK STRAIGHT 1/4-28		
32.	196-775D	SPACER WASHER		
33.	196-777D	FOLD CYL ADJUSTMENT SHIM		
34.	805-105C	PIN COTTER 1/4 X 2 1/2 PLT		
35.	804-028C	WASHER FLAT 1 USS PLT		
36.	196-896D	TOOLBAR LOCK BAR		
37.	803-027C	NUT HEX 3/4-10 PLT		
38.	803-008C	NUT HEX 5/16-18 PLT		
39.	804-009C	WASHER LOCK SPRING 5/16 PLT		
40.	802-159C	HHCS 5/16-18X1 GR5		
41.	802-273C	HHCS 1 1/4-7X4 1/2 GR5		
42.	803-034C	NUT HEX 1 1/4-7 PLT		
43.	800-073C	GREASE ZERK 1/4-28 X 90-DEG		
44.	196-050H	HOSE GUARD CAP		
45.	807-007C	SPRING LEVER		
46.	196-377H	TOOLB LOCK ARM WELDM		
47.	810-491C	MIDWAY ROD CLEVIS 3/4-16 UNF		
48.	803-013C	NUT LOCK 3/8-16 PLT		
49.	804-024C	WASHER FLAT 3/4 USS PLT		
50.	802-382C	HHCS 3/8-16X2 1/4 GR5		
51.	805-141C	PIN CLEVIS 5/8 X 2 1/2 PLT		
52.	196-393H	RPBY 196-409H		
53.	196-392H	CYL PIN NR 1.25X3.63USBX3.13CH		
54.	803-048C	NUT HEX JAM 3/4-10 PLT		
55.	806-194C	U-BOLT 3/8-16X 6.13 X 6.25 RND		

Wing To Center Frame (continued)

(Applies to 3N-4010 & 3N-4010HDF, 3N-4020 only)

Ref	Part No.	Part Description	Comments	Revision
56.	803-014C	NUT HEX 3/8-16 PLT		
57.	804-013C	WASHER LOCK SPRING 3/8 PLT		
58.	196-339H	40P RH WING FRAME WELDMENT		
58.	196-338H	40P LH WING FRAME WELDMENT		

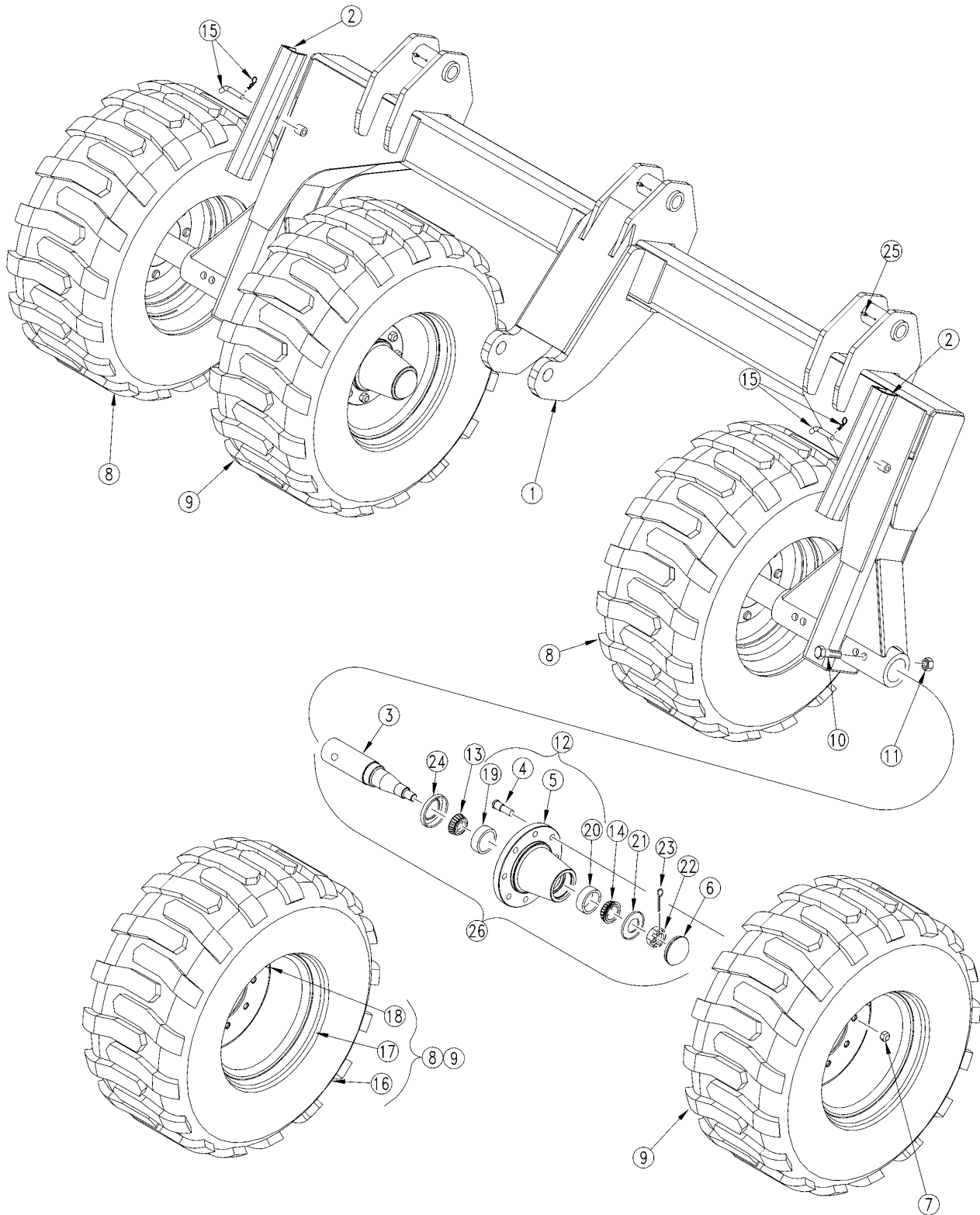
Wing To Center Frame (continued)

(Applies to 3N-4010 & 3N-4010HDF, 3N-4020 only)

This Page Intentionally Left Blank

Rockshaft

(Applies to 3N-4010 & 3N-4010HDF, 3N-4020 only)



20280

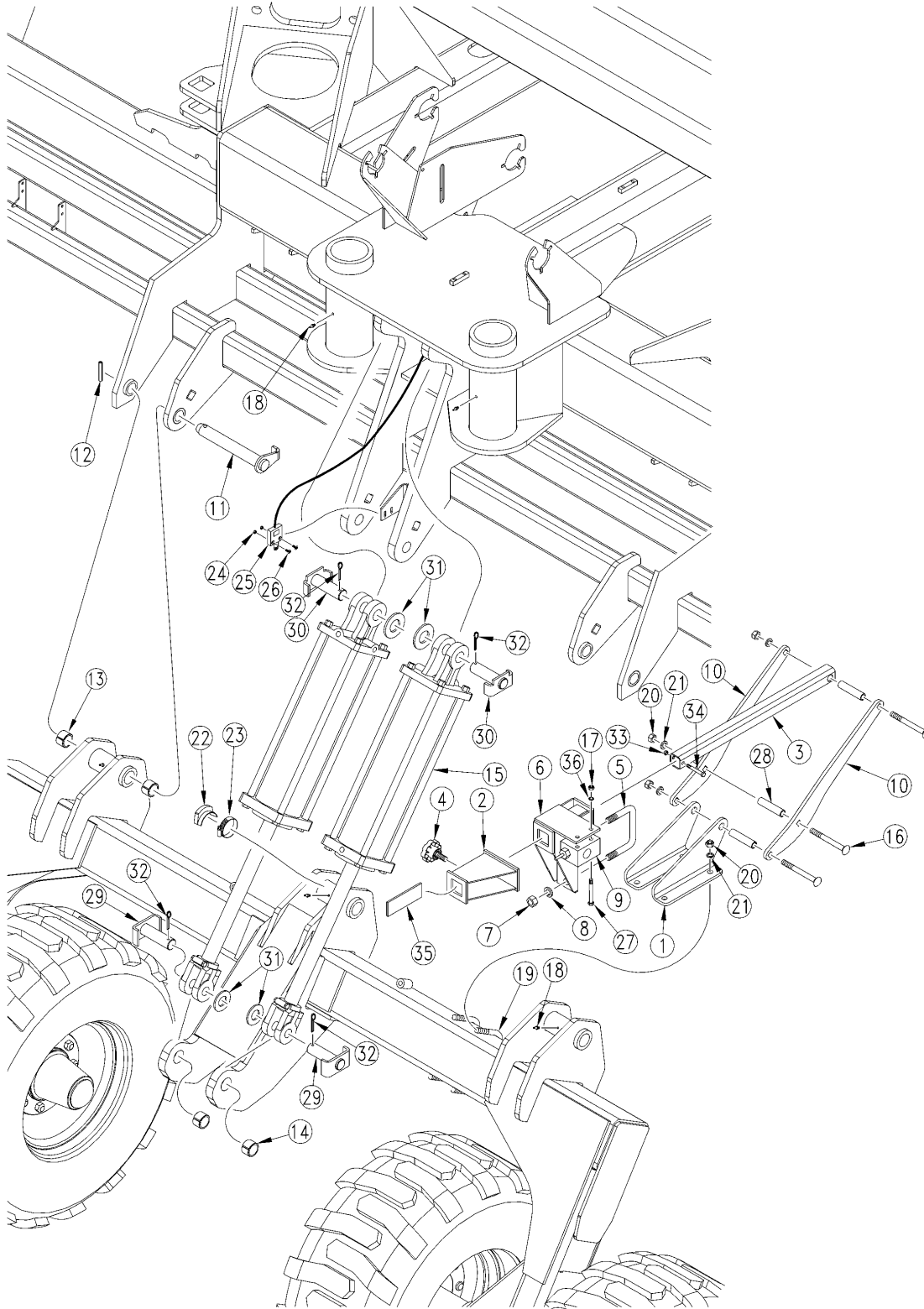
Rockshaft

(Applies to 3N-4010 & 3N-4010HDF, 3N-4020 only)

Ref	Part No.	Part Description	Comments	Revision
	dwg20280	Image No.		
1.	196-319H	40P ROCKSHAFT WELDMENT		
2.	196-289H	CYLINDER LOCK CHANNEL 1 1/2X16		
3.	815-099C	SPINDLE SGL 2.73X15.97		
4.	802-182C	HUB STUD 5/8-18X2 1/2 GR5		
5.	200-006D	8-BOLT WHEEL HUB MACH.		
6.	P502001	GREASE CAP		
7.	803-219C	NUT LUG 5/8-18 X 90 DEG PLT		
8.	196-272K	RH TIRE/RIM 395/55B16.5 SKID 8	Includes: 16-18	
9.	196-273K	LH TIRE/RIM 395/55B16.5 SKID 8	Includes: 16-18	
10.	802-069C	HHCS 3/4-10X5 GR5		
11.	803-025C	NUT HEX 3/4-10 PLT NYLOCK		
12.	815-101C	HUB 8 BOLT 5790# W/CUPS&STUDS		
13.	822-036C	BRG CONE 2.00IDX1.18WD #3780		
14.	822-038C	BRG CONE 1.31IDX1.01WD #2790		
15.	805-001C	PIN 3/8 X 3 USABLE LW/PIN	Formerly 805-152C	
16.	814-206C	TIRE SKID ST 395/55B16.5 NHS		
17.	814-208C	RIM 16.5X12, 8 BLT 6 PILT 8 BC		
18.	814-210C	VALVE STEM METAL TR-575 TUBLES		
19.	822-037C	BRG CUP 3.67ODX.93WD #3720		
20.	822-039C	BRG CUP 3.00ODX.75WD #2720		
21.	181-064D	7/8 SPINDLE WASHER, HARDENED		
22.	803-029C	NUT HEX SLOTTED 7/8-14 PLT		
23.	805-016C	PIN COTTER 3/16 X 1 1/4 PLT		
24.	816-019C	8-BOLT HUB SEAL		
25.	800-001C	GREASE ZERK STRAIGHT 1/4-28		
26.	815-103C	HUB & SPINDLE ASY 8 BOLT 5790#	Includes: 3-6, 12-14, & 14-19	

Rockshaft To Frame

(Applies to 3N-4010 & 3N-4010HDF, 3N-4020 only)



20281

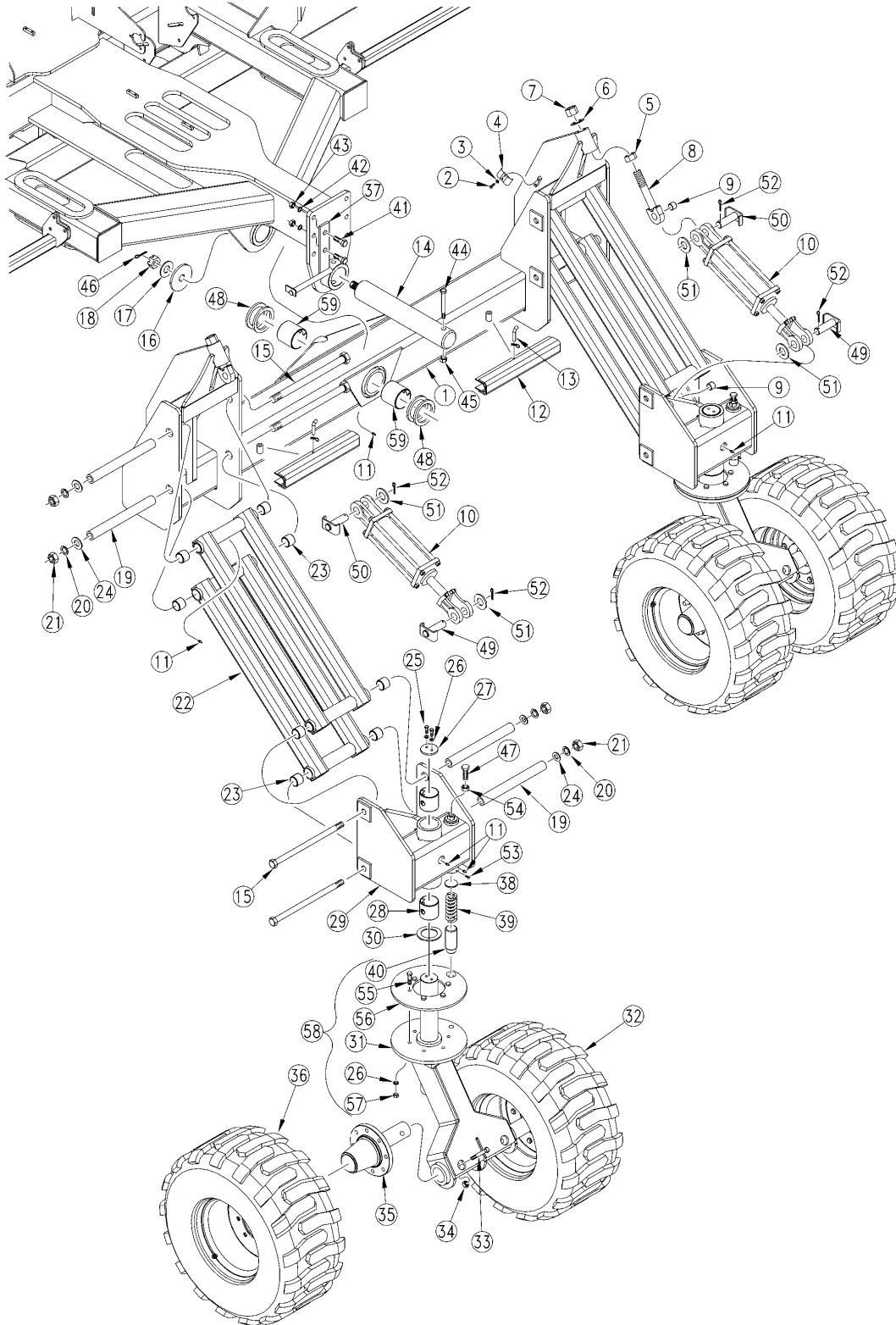
Rockshaft To Frame

(Applies to 3N-4010 & 3N-4010HDF, 3N-4020 only)

Ref	Part No.	Part Description	Comments	Revision
	dwg20281	Image No.		
1.	196-907D	DEPTH STOP TUBE BRACKET		
2.	196-298H	STROKE CONTROL PADDLE WLDMT		
3.	196-905D	DEPTH STOP SLIDE TUBE		
4.	817-455C	KNOB 1/2-13 MALE THD 2 3/8OD		
5.	806-019C	U-BOLT 5/8-11 X 4 1/32 X 3 3/8		
6.	196-381H	DEPTH VALVE MOUNT		
7.	803-021C	NUT HEX 5/8-11 PLT		
8.	804-022C	WASHER LOCK SPRING 5/8 PLT		
9.	810-503C	VALVE, STROKE CTRL 35 GPM -12		
10.	196-904D	DEPTH STOP CURVED LINK PLATE		
11.	196-288H	40P ROCKSHAFT PIN WELDMENT		
12.	805-249C	PIN ROLL 3/8 X 2 PLT		
13.	890-122C	BUSHING 1 1/2 X 1 1/4 X 1 1/2		
14.	890-011C	BUSHING SPINDLE 1 1/2X1 1/4X1		
15.	810-496C	CYL REP 5X16X1.5 ROD (TIE)	Includes pins and clips Refer to "Hydraulic Cylinder (810-497C 4.75x16x1.5 Rod)"	
16.	802-463C	RHSNB 1/2-13X5 GR5		
17.	803-008C	NUT HEX 5/16-18 PLT		
18.	800-001C	GREASE ZERK STRAIGHT 1/4-28		
19.	806-060C	U-BOLT 1/2-13 X 6 1/32 X 7 1/4		
20.	803-020C	NUT HEX 1/2-13 PLT		
21.	804-015C	WASHER LOCK SPRING 1/2 PLT		
22.	817-476C	HEIGHT SWITCH CAM NO CLP 2.25		
23.	800-144C	CLAMP WRM DRV #40 SS (2.06-3)		
24.	803-001C	NUT HEX 10-24 PLT		
25.	823-198C	2SNT IMPLEMENT SWITCH		
26.	801-005C	SCREW PAN HD 1/4-20 X 3/4		
27.	802-216C	HHCS 3/8-16X2 3/4 GR5		
28.	196-906D	TUBE RND CREW 3/4ODX12GX3.25		
29.	196-409H	CYL PIN NR 1.25X3.09X2.63 W/GR		
30.	196-391H	CYL PIN NR 1.25X3.72USBX3.13CH		
31.	804-035C	WASHER FLAT 1 1/4 USS PLT		
32.	805-105C	PIN COTTER 1/4 X 2 1/2 PLT		
33.	803-177C	803-184 FLG TP LK 5/16-18ZNYCR		
34.	802-115C	HHCS 5/16-18X2 GR5		
35.	196-911D	BAR FLT HR 3/16X1 3/4X4.88		
36.	804-009C	WASHER LOCK SPRING 5/16 PLT		

Rear Axle Assembly

(Applies to 3N-4010 & 3N-4010HDF, 3N-4020 only)



20282

Rear Axle Assembly

(Applies to 3N-4010 & 3N-4010HDF, 3N-4020 only)

Ref	Part No.	Part Description	Comments	Revision
	dwg20282	Image No.		
1.	196-106H	40P REAR AXLE WLDMT		
2.	802-010C	HHCS 5/16-18X1 1/4 GR5		
3.	804-009C	WASHER LOCK SPRING 5/16 PLT		
4.	502-068D	HYD HOSE CLAMP BRACKET		
5.	803-073C	NUT HEX 1 1/2-6 PLT		
6.	804-197C	WASHER LOCK 1 1/2 PLT		
7.	803-063C	NUT HEX JAM 1 1/2-6 PLT		
8.	196-293H	EYEBOLT WELDMENT		
9.	890-011C	BUSHING SPINDLE 1 1/2X1 1/4X1		
10.	810-498C	CYL REP 4.5X16X1.5 ROD (TIE)	Refer to "Hydraulic Cylinder (810-499 5x24x2 Rod)" for breakdown	
11.	800-001C	GREASE ZERK STRAIGHT 1/4-28		
12.	196-292H	CYL LOCK CHANNEL 1 1/2X17 3/4		
13.	805-001C	PIN 3/8 X 3 USABLE LW/PIN	Formerly 805-152C	
14.	196-652D	40P TOOLBAR PIVOT PIN		
15.	802-728C	HHCS 1-8X18 GR5		
16.	196-774D	PIVOT PIN RETAINER WASHER		
17.	804-035C	WASHER FLAT 1 1/4 USS PLT		
18.	803-079C	NUT HEX SLOTTED 1 1/4 - 7		
19.	196-654D	40P CASTER INNER PIVOT TUBE		
20.	804-027C	WASHER LOCK SPRING 1 PLT		
21.	803-031C	NUT HEX 1-8 PLT		
22.	196-287H	40P CASTER PARALLEL ARM WLDMT		
23.	890-666C	BUSHING 1 7/8X1 5/8X1 1/2 SPLT		
24.	804-029C	WASHER FLAT 1 SAE		
25.	802-034C	HHCS 1/2-13X1 1/4 GR5		
26.	804-015C	WASHER LOCK SPRING 1/2 PLT		
27.	161-231D	NTA CASTER RETAINER CAP		
28.	890-193C	STEEL BUSHING 3 1/4X3IDX3LONG		
29.	196-329H	40P CASTER SUPPORT WLDMT		
30.	804-102C	PIVOT THRUST WASHER		
31.	196-397H	REAR CASTER SUPT WLDMT		
32.	196-273K	LH TIRE/RIM 395/55B16.5 SKID 8	Refer to "Rockshaft"	
33.	802-069C	HHCS 3/4-10X5 GR5		
34.	803-025C	NUT HEX 3/4-10 PLT NYLOCK		
35.	815-103C	HUB & SPINDLE ASY 8 BOLT 5790#	Refer to "Rockshaft"	
36.	196-272K	RH TIRE/RIM 395/55B16.5 SKID 8	Refer to "Rockshaft"	
37.	196-294H	40P RADAR MOUNT WLDMT		
38.	196-769D	CASTER SPRING PLUNGER		
39.	807-143C	SPRING COMP 1.88OD x .362W		
40.	196-770D	CASTER DETENT PIN		
41.	802-064C	HHCS 3/4-10X2 GR5		
42.	804-023C	WASHER LOCK SPRING 3/4 PLT		
43.	803-027C	NUT HEX 3/4-10 PLT		
44.	802-070C	HHCS 3/4-10X6 GR5		
45.	803-026C	NUT LOCK 3/4-10 PLT		
46.	805-085C	PIN COTTER 5/16 X 2 1/2		
47.	802-067C	HHCS 3/4-10X4 GR5 FTHD		
48.	196-775D	SPACER WASHER		
49.	196-393H	RPBY 196-409H		
50.	196-392H	CYL PIN NR 1.25X3.63USBX3.13CH		
51.	804-028C	WASHER FLAT 1 USS PLT		
52.	805-105C	PIN COTTER 1/4 X 2 1/2 PLT		
53.	802-300C	HHCS 1/4-28X3/8 GR5		
54.	803-048C	NUT HEX JAM 3/4-10 PLT		
55.	802-128C	HHCS 1/2-13X2 GR5		
56.	196-870D	REAR CASTER LOCK PLT HARDENED		

Rear Axle Assembly (continued)

(Applies to 3N-4010 & 3N-4010HDF, 3N-4020 only)

Ref	Part No.	Part Description	Comments	Revision
57.	803-020C	NUT HEX 1/2-13 PLT		
58.	196-394L	REAR CASTER & HARD LCK PLT KIT	Includes: 26, 31, 40, & 55-57	
59.	890-800C	BUSHING 4.0X3.5X3.0 LONG SPLIT		

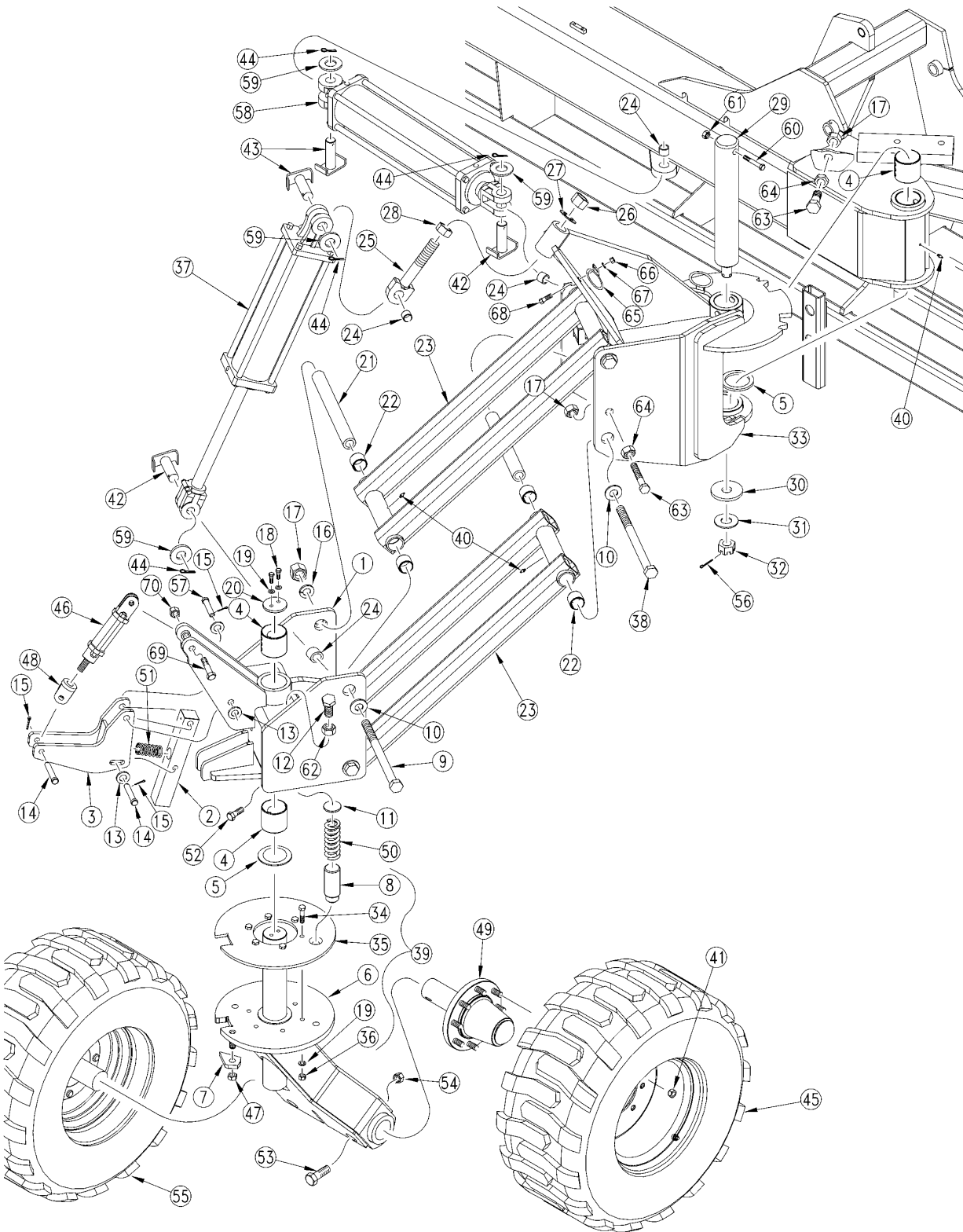
Rear Axle Assembly (continued)

(Applies to 3N-4010 & 3N-4010HDF, 3N-4020 only)

This Page Intentionally Left Blank

Gauge Wheel

(Applies to 3N-4010 & 3N-4010HDF, 3N-4020 only)



20283

Gauge Wheel

(Applies to 3N-4010 & 3N-4010HDF, 3N-4020 only)

Ref	Part No.	Part Description	Comments	Revision
	dwg20283	Image No.		
1.	196-325H	40P LOCK CASTER SUPPORT WLDMT		
2.	196-767D	CASTER LOCK LUG		
3.	196-376H	CASTER LOCK ARM EXTEND		2nd rev.
3.	196-343H	CASTER LOCK ARM WELDMENT		1st rev.
4.	890-193C	STEEL BUSHING 3 1/4X3IDX3LONG		
5.	804-102C	PIVOT THRUST WASHER		
6.	196-398H	LH LOCKING CASTER SUPT WLDMT	(Shown) Left wing	
6.	196-399H	RH LOCKING CASTER SUPT WLDMT	Right wing	
7.	196-768D	CASTER LOCK RAMP		
8.	196-770D	CASTER DETENT PIN		
9.	802-728C	HHCS 1-8X18 GR5		
10.	804-029C	WASHER FLAT 1 SAE		
11.	196-769D	CASTER SPRING PLUNGER		
12.	802-067C	HHCS 3/4-10X4 GR5 FTHD		
13.	804-021C	WASHER FLAT 5/8 SAE PLT		
14.	805-334C	PIN CLEVIS 5/8 X 3 1/2		
15.	805-109C	PIN COTTER 1/8 X 1 1/4 PLT		
16.	804-027C	WASHER LOCK SPRING 1 PLT		
17.	803-031C	NUT HEX 1-8 PLT		
18.	802-034C	HHCS 1/2-13X1 1/4 GR5		
19.	804-015C	WASHER LOCK SPRING 1/2 PLT		
20.	161-231D	NTA CASTER RETAINER CAP		
21.	196-654D	40P CASTER INNER PIVOT TUBE		
22.	890-666C	BUSHING 1 7/8X1 5/8X1 1/2 SPLT		
23.	196-287H	40P CASTER PARALLEL ARM WLDMT		
24.	890-011C	BUSHING SPINDLE 1 1/2X1 1/4X1		
25.	196-293H	EYEBOLT WELDMENT		
26.	803-063C	NUT HEX JAM 1 1/2-6 PLT		
27.	804-197C	WASHER LOCK 1 1/2 PLT		
28.	803-073C	NUT HEX 1 1/2-6 PLT		
29.	196-653D	40P GW SWIVEL PIN		
30.	196-774D	PIVOT PIN RETAINER WASHER		
31.	804-035C	WASHER FLAT 1 1/4 USS PLT		
32.	803-079C	NUT HEX SLOTTED 1 1/4 - 7		
33.	196-333H	40P CASTER SWIVEL MOUNT LH	(Shown) Left Wing	
33.	196-328H	40P CASTER SWIVEL MOUNT RH	Right Wing	
34.	802-128C	HHCS 1/2-13X2 GR5		
35.	196-872D	CASTER LOCK PLT LH HARDENED	(Shown) Left Wing	
35.	196-873D	CASTER LOCK PLT RH HARDENED	Right Wing	
36.	803-020C	NUT HEX 1/2-13 PLT		
37.	810-497C	CYL REP 4.75X16X1.5 ROD (TIE)	Refer to "Hydraulic Cylinder (810-498C 4.5x16x1.5 Rod)"	
38.	802-728C	HHCS 1-8X18 GR5		
39.	196-395L	FRNT CASTR LH&HARD LCK PLT KIT	Includes 6, 8, 19, 34, 35, 36	
39.	196-396L	FRNT CASTR RH&HARD LCK PLT KIT	Includes 6, 8, 19, 34, 35, 36	
40.	800-001C	GREASE ZERK STRAIGHT 1/4-28		
41.	803-219C	NUT LUG 5/8-18 X 90 DEG PLT		
42.	196-393H	RPBY 196-409H		
43.	196-392H	CYL PIN NR 1.25X3.63USBX3.13CH		
44.	805-105C	PIN COTTER 1/4 X 2 1/2 PLT		
45.	196-272K	RH TIRE/RIM 395/55B16.5 SKID 8	Refer to "Rockshaft"	
46.	810-201C	CYL 1.5X2.5X.75 ROD (TIE ROD)	Refer to "Hydraulic Cylinder (810-496C 5x16x1.5 Rod)"	
47.	803-181C	NUT HEX FLANGE LOCK 3/4-10 PLT		
48.	810-491C	MIDWAY ROD CLEVIS 3/4-16 UNF		
49.	815-103C	HUB & SPINDLE ASY 8 BOLT 5790#	Refer to "Rockshaft"	
50.	807-143C	SPRING COMP 1.88OD X .362W		

Gauge Wheel (continued)

(Applies to 3N-4010 & 3N-4010HDF, 3N-4020 only)

Ref	Part No.	Part Description	Comments	Revision
51.	807-212C	SPRING COMP 1.4OD .162W 3LG		
52.	802-300C	HHCS 1/4-28X3/8 GR5		
53.	802-069C	HHCS 3/4-10X5 GR5		
54.	803-025C	NUT HEX 3/4-10 PLT NYLOCK		
55.	196-273K	LH TIRE/RIM 395/55B16.5 SKID 8	Refer to "Rockshaft"	
56.	805-085C	PIN COTTER 5/16 X 2 1/2		
57.	805-230C	PIN 3/4 X 4 13/32 USEABLE		
58.	810-500C	CYL REP 5X20X2 ROD (TIE)	Refer to "Lock Cylinder Hydraulics"	
59.	804-028C	WASHER FLAT 1 USS PLT		
60.	802-070C	HHCS 3/4-10X6 GR5		
61.	803-026C	NUT LOCK 3/4-10 PLT		
62.	803-048C	NUT HEX JAM 3/4-10 PLT		
63.	802-368C	HHCS 1-8X3 GR5		
64.	803-030C	NUT HEX JAM 1-8 PLT		
65.	160-018H	HOSE LOOP 2 5/8 WITH TAB		
66.	803-021C	NUT HEX 5/8-11 PLT		
67.	804-022C	WASHER LOCK SPRING 5/8 PLT		
68.	802-055C	HHCS 5/8-11X2 GR5		
69.	802-062C	HHCS 5/8-11X5 GR5		
70.	803-148C	NUT HEX NYLOCK 5/8-11 PLT		

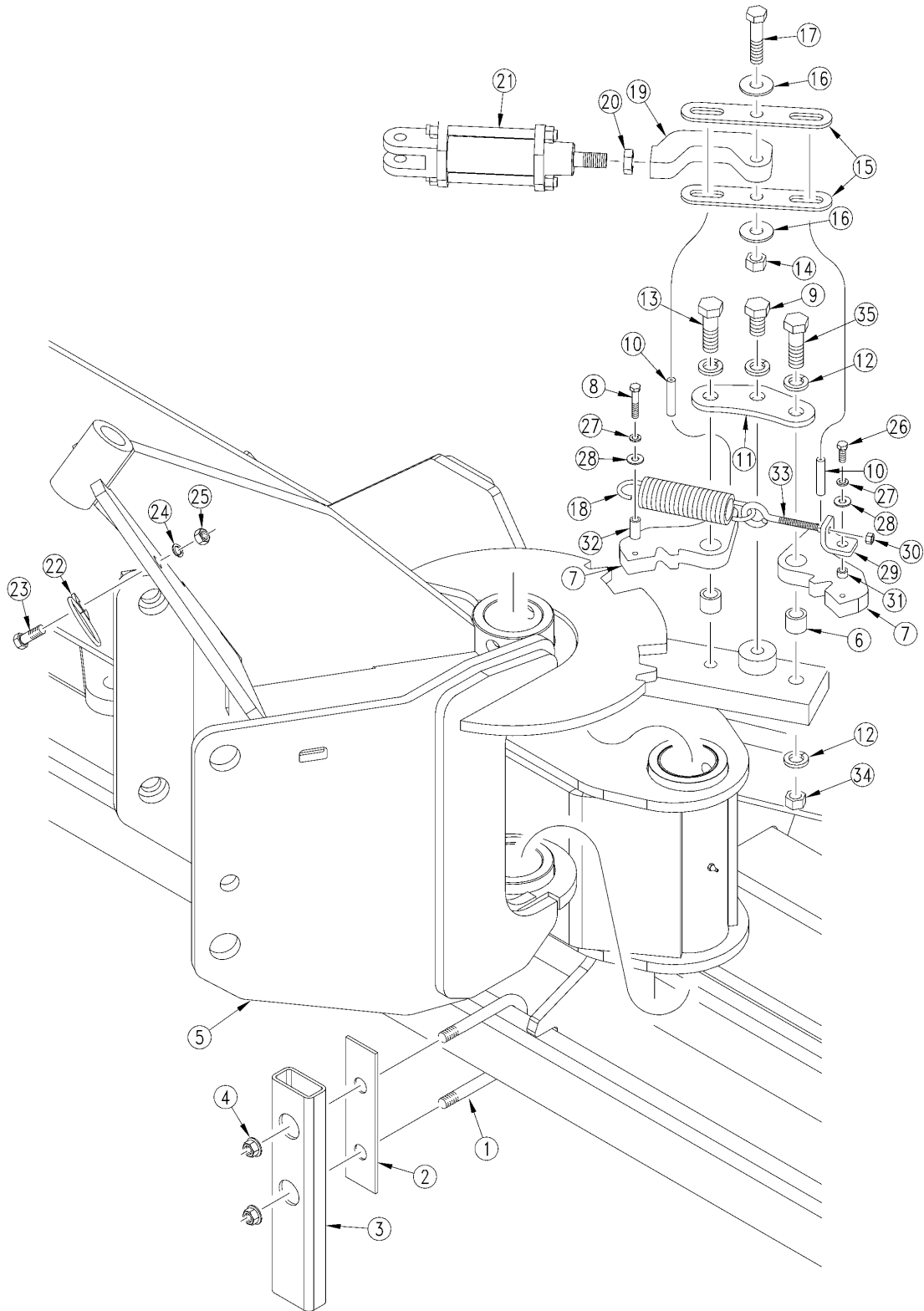
Gauge Wheel (continued)

(Applies to 3N-4010 & 3N-4010HDF, 3N-4020 only)

This Page Intentionally Left Blank

Gauge Wheel Striker Plate

(Applies to 3N-4010 & 3N-4010HDF, 3N-4020 only)



20364

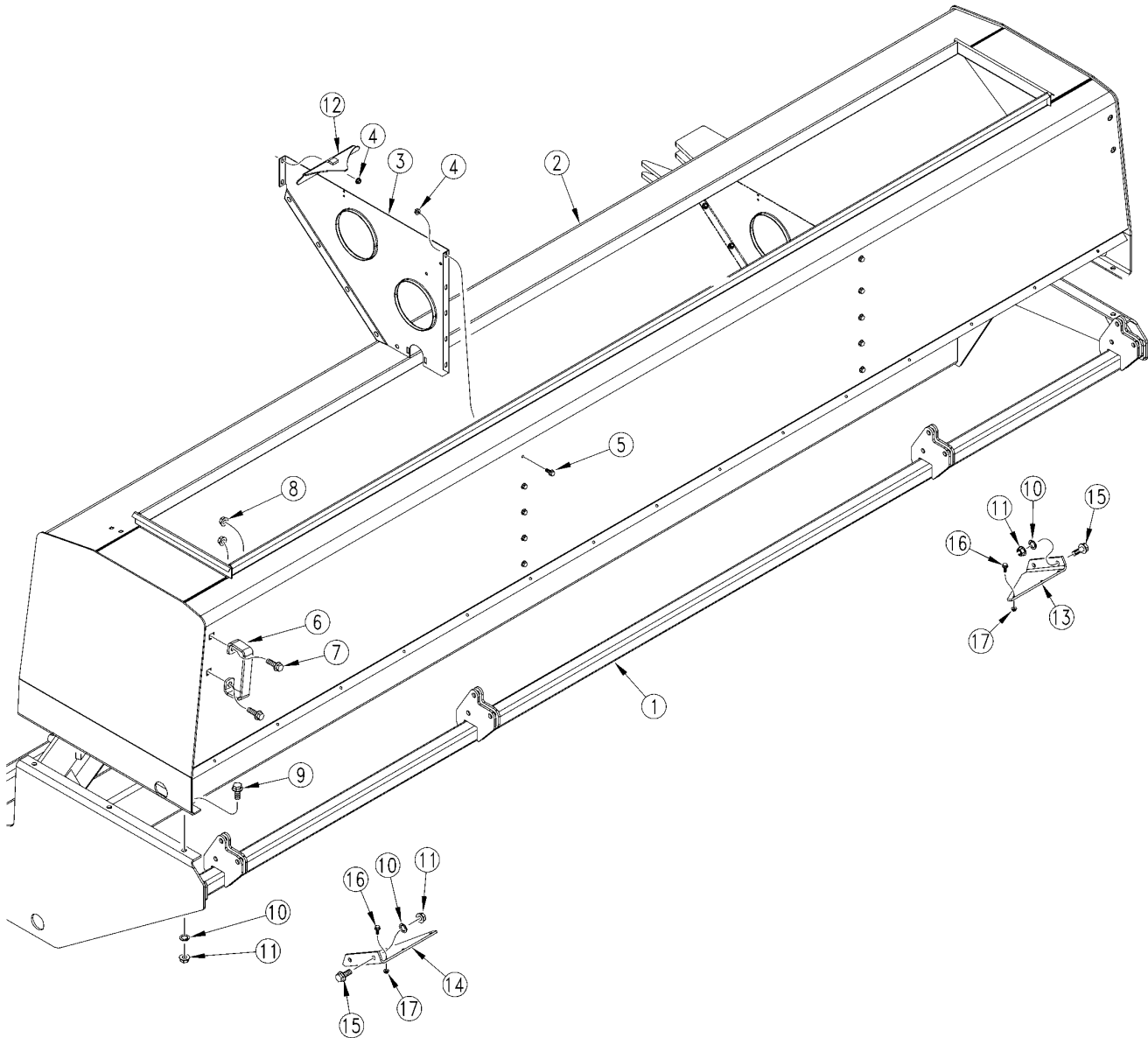
Gauge Wheel Striker Plate

(Applies to 3N-4010 & 3N-4010HDF, 3N-4020 only)

Ref	Part No.	Part Description	Comments	Revision
	dwg20364	Image No.		
1.	806-019C	U-BOLT 5/8-11 X 4 1/32 X 3 3/8		
2.	196-782D	TONGUE SPACER SHIM		
3.	196-800D	WING RUB BLOCK		
4.	803-263C	NUT HEX FLANGE LOCK 5/8-11 PLT		
5.	196-333H	40P CASTER SWIVEL MOUNT LH	Shown	
5.	196-328H	40P CASTER SWIVEL MOUNT RH		
6.	196-891D	TUBE RND 1 1/4ODX3/16X1.05		
7.	196-856D	GW SWIVEL LOCK LUG		
8.	802-143C	HHCS 3/8-16X2 GR5		
9.	802-622C	HHCS 7/8-9X1 1/2 GR5		
10.	805-037C	PIN SPIROL 1/2X2 1/2 PLAIN		
11.	196-859D	GW SWIVEL LOCK SPREADER LINK		
12.	804-037C	WASHER LOCK SPRING 7/8 PLT		
13.	802-275C	HHCS 7/8-9X2 3/4 GR8		
14.	803-024C	NUT LOCK 5/8-11 PLT		
15.	196-858D	GW SWIVEL LOCK SLOT LINK		
16.	804-019C	WASHER FLAT 5/8 USS PLT		
17.	802-281C	HHCS 5/8-11X2 3/4 GR5		
18.	807-113C	SPRING EXT 1 7/8ODX8 3/8X.25W		
19.	196-857D	GW SWIVEL LOCK CYL ROD PLT		
20.	803-235C	NUT HEX JAM 3/4-16 UNF PLT		
21.	810-201C	CYL 1.5X2.5X.75 ROD (TIE ROD)	Refer to "Hydraulic Cylinder (810-496C 5x16x1.5 Rod)"	
22.	160-018H	HOSE LOOP 2 5/8 WITH TAB		
23.	802-050C	HHCS 5/8-11X1 1/4 GR5		
24.	804-022C	WASHER LOCK SPRING 5/8 PLT		
25.	803-021C	NUT HEX 5/8-11 PLT		
26.	802-017C	HHCS 3/8-16X1 GR5		
27.	804-013C	WASHER LOCK SPRING 3/8 PLT		
28.	804-011C	WASHER FLAT 3/8 USS PLT		
29.	196-889D	SPRING ANCHOR ANGLE		
30.	803-014C	NUT HEX 3/8-16 PLT		
31.	402-037D	SLEEVE IDLER PIVOT		
32.	123-320D	BOX MOUNTING TUBE		
33.	802-674C	CLOSED EYE BOLT 3/8-16X4 1/2		
34.	803-049C	NUT HEX 7/8-9 PLT		
35.	802-546C	HHCS 7/8-9X5 GR5		

Box To Frame

(Applies to 3N-4010 & 3N-4010HDF, 3N-4020 only)



20454

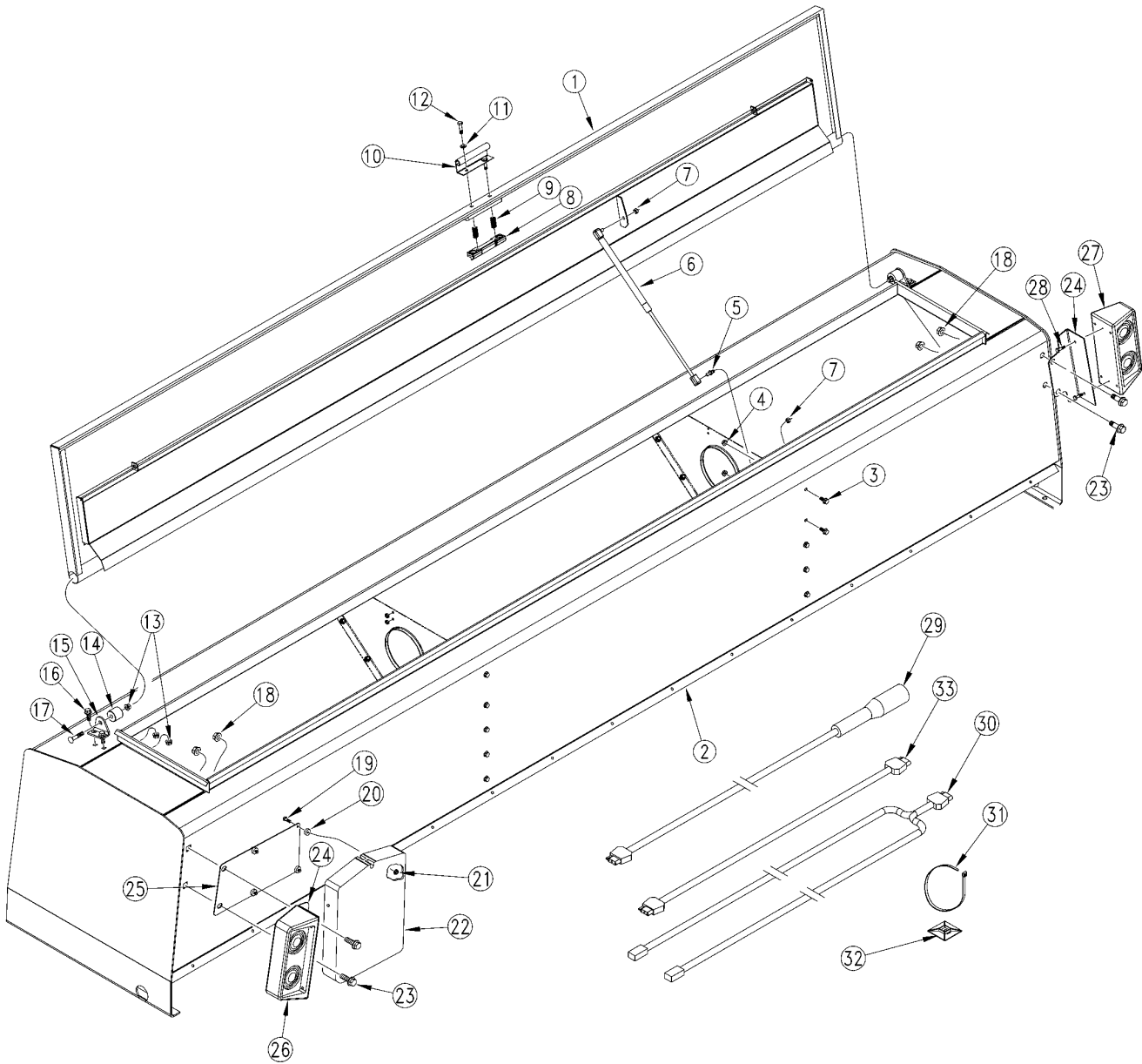
Box To Frame

(Applies to 3N-4010 & 3N-4010HDF, 3N-4020 only)

Ref	Part No.	Part Description	Comments	Revision
	dwg20454	Image No.		
1.	196-338H	40P LH WING FRAME WELDMENT	Shown	
1.	196-339H	40P RH WING FRAME WELDMENT		
2.	197-168H	3N-40 SEED BOX WLDMNT		
3.	118-402D	SEED BOX PARTITION		
4.	803-199C	NUT HEX FLANGE 5/16-18 PLT		
5.	802-387C	HFS 5/16-18X3/4 GR5		
6.	119-190D	HANDLE		
7.	802-203C	HFSS 1/2-13X1 1/2 GR5		
8.	803-169C	NUT HEX FLG. LOCK 1/2-13 PLT.		
9.	802-034C	HHCS 1/2-13X1 1/4 GR5		
10.	804-015C	WASHER LOCK SPRING 1/2 PLT		
11.	803-020C	NUT HEX 1/2-13 PLT		
12.	118-052H	BOX PARTITION UPPER PAD		
13.	197-290D	3N-40P BOX GUSSET RH		
14.	197-289D	3N-40P BOX GUSSET LH		
15.	802-083C	HFSS 1/2-13X1 1/4 GR8		
16.	802-196C	HFSS 1/4-20X5/8 GR5		
17.	803-088C	NUT HEX LOCK 1/4-20 FLG		

Box Components

(Applies to 3N-4010 & 3N-4010HDF, 3N-4020 only)



20289

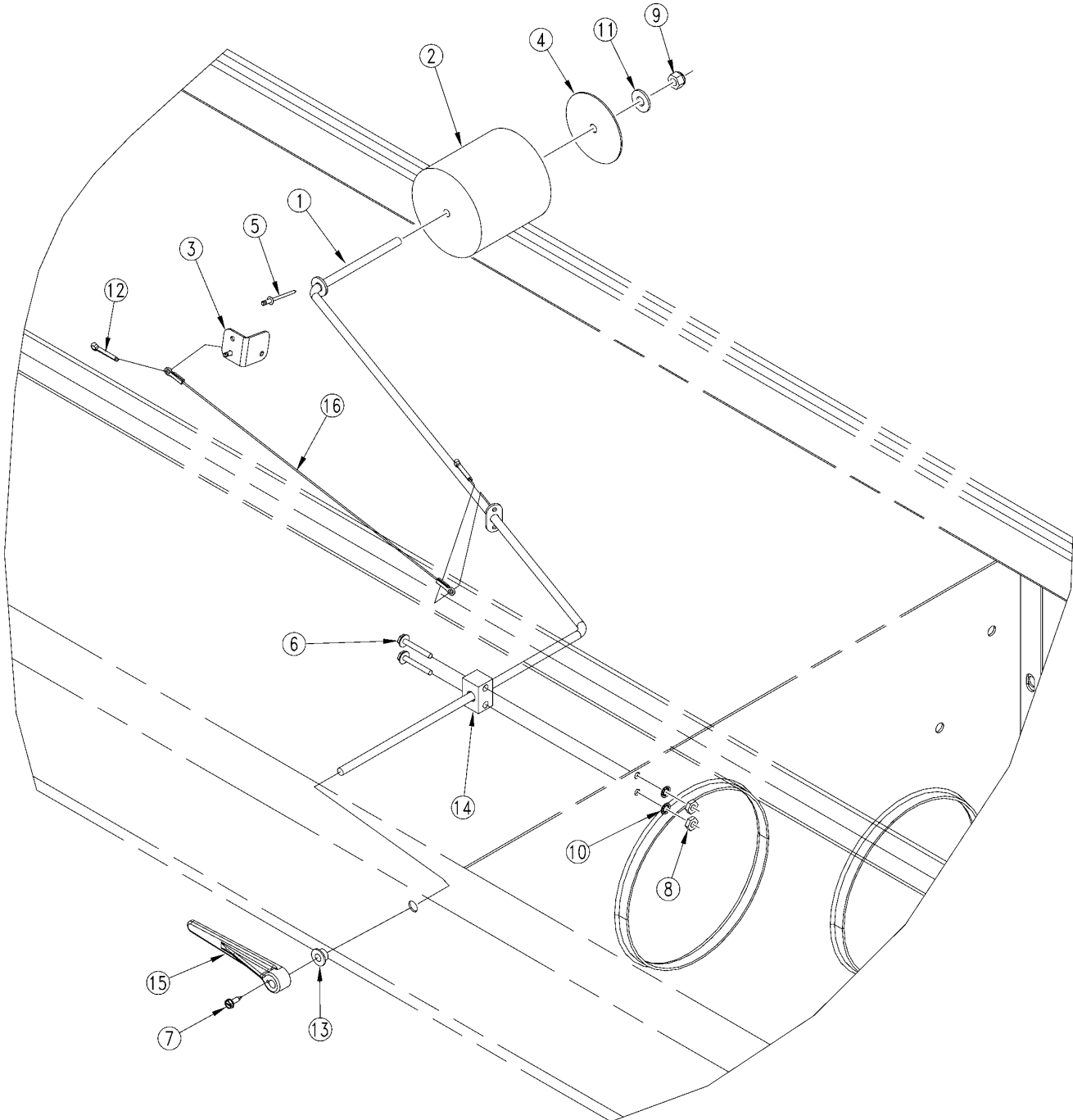
Box Components

(Applies to 3N-4010 & 3N-4010HDF, 3N-4020 only)

Ref	Part No.	Part Description	Comments	Revision
	dwg20289	Image No.		
1.	197-166H	40P SEED LID 144 WLDMT		
2.	197-168H	3N-40 SEED BOX WLDMNT		
3.	802-387C	HFS 5/16-18X3/4 GR5		
4.	803-199C	NUT HEX FLANGE 5/16-18 PLT		
5.	800-121C	BALL STUD 10MM X 5/16-18 X 1/2		
6.	890-221C	12-20 X 90 LB GAS SPRING		
7.	803-011C	NUT LOCK 5/16-18 PLT		
8.	119-153D	LATCH CASTING MACHINED		
9.	807-106C	SPRING .540 O.D.X 1 1/4 X.054W		
10.	119-154D	LID HANDLE		
11.	804-036C	WASHER FLAT 5/16 SAE PLT		
12.	802-425C	HHCS 5/16-18X1 1/4 NYL		
13.	803-209C	NUT FLANGE LOCK 3/8-16 PLT		
14.	313-186D	LID HINGE PIVOT		
15.	313-176D	LID HINGE BASE PLATE		
16.	802-388C	HFS 3/8-16X1 GR5		
17.	802-411C	RHSNB 3/8-16X2 GR5		
18.	803-169C	NUT HEX FLG. LOCK 1/2-13 PLT.		
19.	802-004C	HHCS 1/4-20X3/4 GR5		
20.	817-042C	MINI END WHEEL PRESS WHEEL		
21.	803-293C	NUT HEX FLNG T-LOCK 1/4-20 YLW		
22.	817-516C	MANUAL PAK 1" W/ GASKET		
23.	802-203C	HFSS 1/2-13X1 1/2 GR5		
24.	150-138D	12' EWNT LIGHT BRACKET		
25.	248-251D	MANUAL PAK MOUNTING PLATE		
26.	890-311C	DUAL AG LIGHTS LH		
27.	890-312C	DUAL AG LIGHTS RH		
28.	801-151C	SCR HEX SELF TAP 1/4-20X1TYPEF		
29.	890-313C	AG LIGHT WIRING HARNESS-28'		
30.	890-390C	LIGHT HARNESS, 10' WISHBONE		
31.	800-112C	CABLE TIE .19X7.25 1.75D 50LB		
32.	800-148C	CABLE TIE MOUNT		
33.	890-600C	AG LIGHT HARNESS, EXT-15'		

Seed Level Indicator

(Applies to 3N-4010 & 3N-4010HDF, 3N-4020 only)



19187

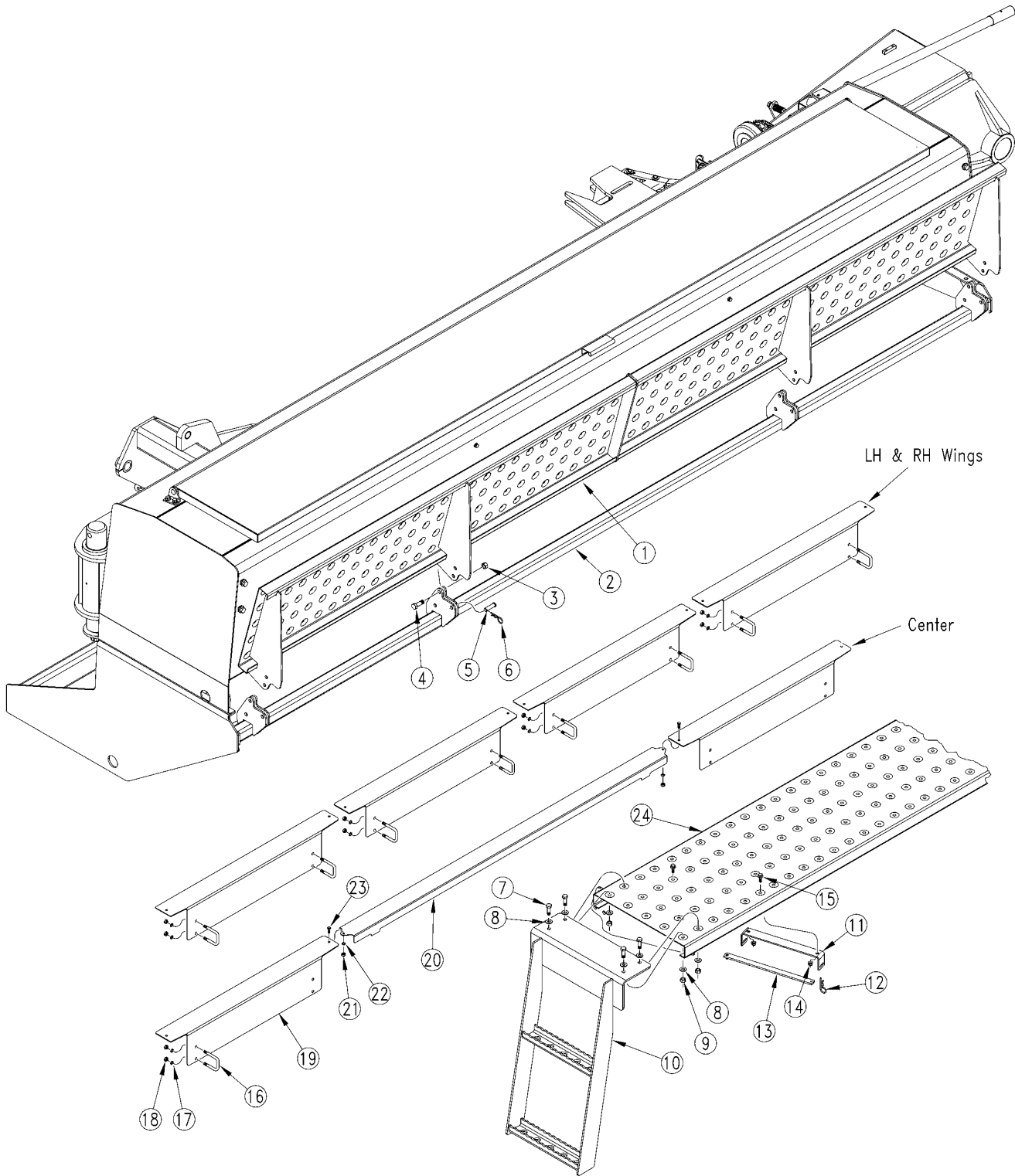
Seed Level Indicator

(Applies to 3N-4010 & 3N-4010HDF, 3N-4020 only)

Ref	Part No.	Part Description	Comments	Revision
	dwg19187	Image No.		
1.	118-474H	SEED LEVEL ARM, 6 3/4R. TAB		
2.	197-089D	FOAM FLOAT		
3.	197-091D	SEED LEVEL CHAIN BRACKET		
4.	197-096D	FOAM FLOAT WASHER		
5.	800-101C	RIVET POP 1/8X.265LG FLG		
6.	801-096C	HFS 10-24 X 1 1/8 PLTD		
7.	801-154C	SCR HEX HD SHT MET #8 X 1/2		
8.	803-001C	NUT HEX 10-24 PLT		
9.	803-255C	NUT HEX NYLOCK 1/4-20		
10.	804-004C	WASHER INTERNAL STAR #10 PLT		
11.	804-075C	WASHER FLAT 1/4 USS PLT		
12.	805-067C	PIN COTTER 1/8 X 3/4		
13.	817-086C	SEED LEVEL BUSHING		
14.	817-202C	SEED LEVEL ARM MOUNT		
15.	817-350C	SEED LEVEL INDICATOR		
16.	890-305C	CABLE 3/64 X 11 5/8 W/ EYELETS		

Walkboards And Steps

(Applies to 3N-4010 & 3N-4010HDF, 3N-4020 only)



20290

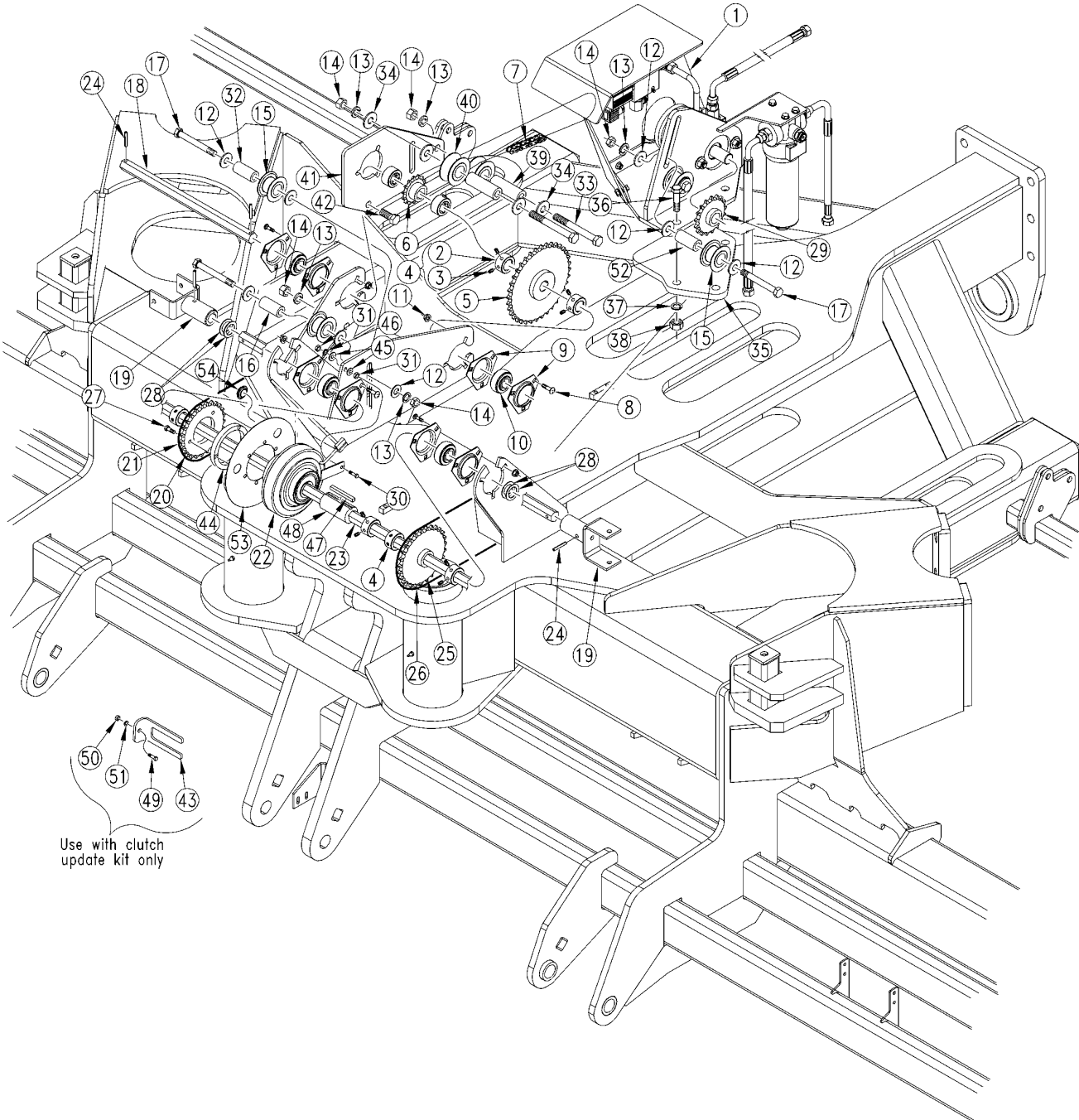
Walkboards And Steps

(Applies to 3N-4010 & 3N-4010HDF, 3N-4020 only)

Ref	Part No.	Part Description	Comments	Revision
	dwg20290	Image No.		
1.	196-297H	40P WALKBOARD WLDMT		
2.	196-338H	40P LH WING FRAME WELDMENT	Shown	
2.	196-339H	40P RH WING FRAME WELDMENT		
3.	803-019C	NUT LOCK 1/2-13 PLT		
4.	802-034C	HHCS 1/2-13X1 1/4 GR5		
5.	805-127C	PIN CLEVIS 1/2 X 1 3/4		
6.	805-143C	PIN HAIR COTTER .120 PLT		
7.	802-079C	HHCS 3/8-16X1 1/4 GR5		
8.	804-012C	WASHER FLAT 3/8 SAE PLT		
9.	803-078C	NUT LOCK 3/8-16 NYLON INSERT		
10.	196-299H	40P LADDER WLDMT		
11.	119-211D	OPENER HANDLE HOLDER		
12.	805-032C	PIN HAIR COTTER .148 WIRE		
13.	198-810H	SPRING ADJ HANDLE WELDMENT		
14.	803-209C	NUT FLANGE LOCK 3/8-16 PLT		
15.	802-388C	HFS 3/8-16X1 GR5		
16.	806-166C	U-BOLT 3/8-16 X 2 1/32 X 3		
17.	804-013C	WASHER LOCK SPRING 3/8 PLT		
18.	803-014C	NUT HEX 3/8-16 PLT		
19.	196-886D	WALKBOARD FILLER STRIP		
20.	196-887D	WALKBOARD FILLER CHANNEL		
21.	803-008C	NUT HEX 5/16-18 PLT		
22.	804-009C	WASHER LOCK SPRING 5/16 PLT		
23.	802-159C	HHCS 5/16-18X1 GR5		
24.	196-297H	40P WALKBOARD WLDMT		

Center Section Drive

(Applies to 3N-4010 & 3N-4010HDF, 3N-4020 only)



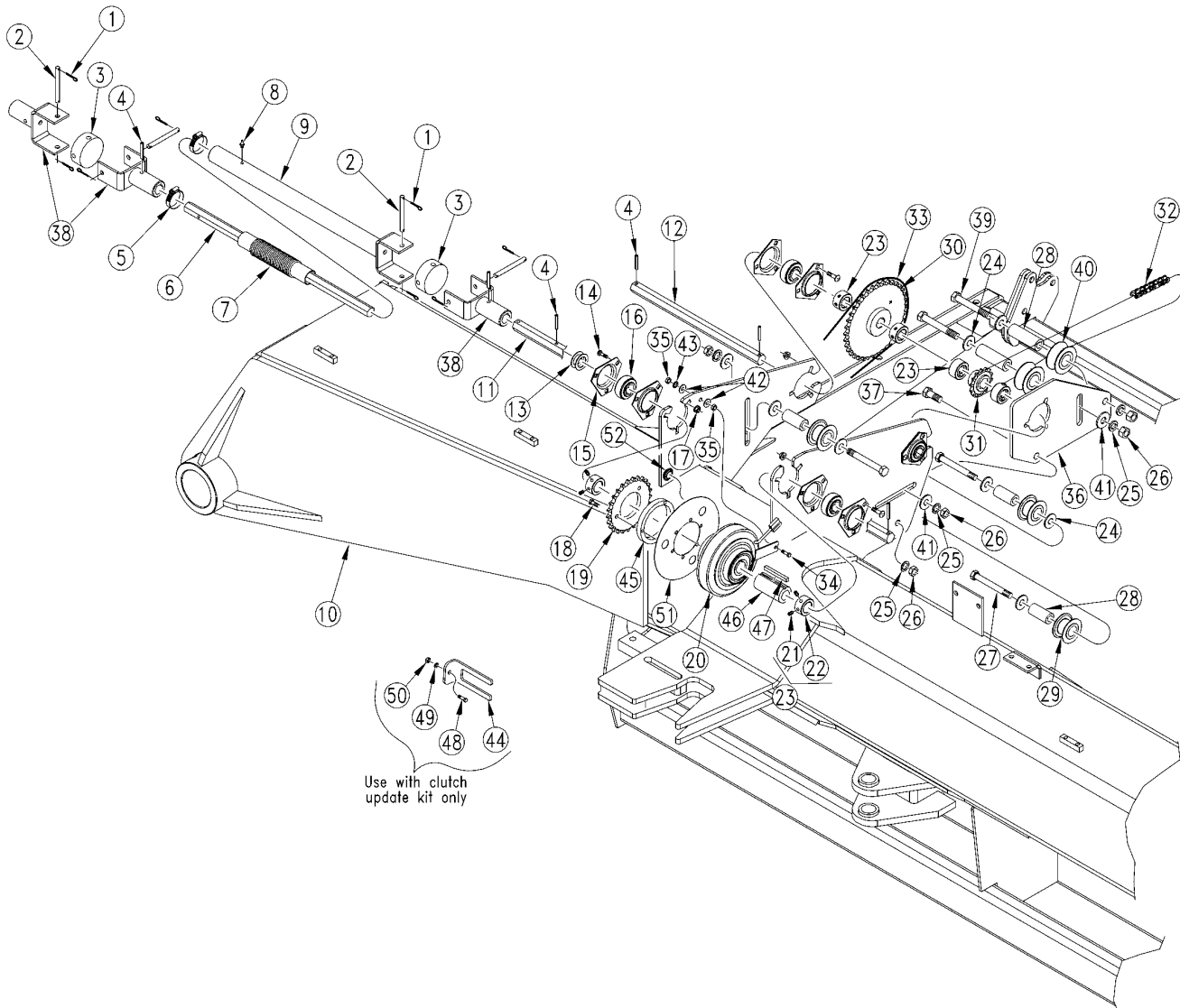
Center Section Drive

(Applies to 3N-4010 & 3N-4010HDF, 3N-4020 only)

Ref	Part No.	Part Description	Comments	Revision
	dwg20455	Image No.		
1.	833-251C	VERIS PPC-40 CONTROLLER		
2.	402-058D	COLLAR LOCK 7/8 HEX		
3.	801-035C	SCREW SET 5/16-18 SKT KP X 3/8		
4.	402-025S	LOCK COLLAR, 7/8 HEX W/ SET SC		
5.	808-313C	SPKT 50C36 X 7/8 HEX BORE		
6.	808-259C	SPKT 40B14 X 7/8 HEX BORE		
7.	136-120D	CHAIN RL #40 91 PITCHES		
8.	802-282C	RHSNB 5/16-18X1 GR5		
9.	822-175C	FLANGETTE 52 3-BOLT PLT		
10.	822-195C	BRG INS 7/8HEXX2.04OD SPH		
11.	803-177C	803-184 FLG TP LK 5/16-18ZNYCR		
12.	804-113C	WASHER FLAT 1/2 USS HARD PLT		
13.	804-015C	WASHER LOCK SPRING 1/2 PLT		
14.	803-020C	NUT HEX 1/2-13 PLT		
15.	817-456C	IDLER SPOOL #50 2.38X1.01X.31		
16.	120-306D	TUBE RND 1 OD X 7/32W X 2.13		
17.	802-672C	HHCS 1/2-13X4 1/2 GR5 SPTH		
18.	120-286D	SHAFT 7/8 HEX GW PIVOT		
19.	196-245H	U-JOINT DRIVE SHAFT YOKE		
20.	808-357C	SPKT 50A25 CLUTCH METRIC BORE		
21.	136-200D	CHAIN RL #50 92 PITCHES		
22.	823-231C	OGURA CLUTCH		
23.	196-776D	40P CENTER CLUTCH SHAFT		
24.	805-180C	PIN ROLL 1/4 X 1 1/2 LG PLT		
25.	808-311C	SPKT 50C27 X 7/8 HEX BORE		
26.	136-202D	CHAIN RL #50 72 PITCHES		
27.	802-775C	HSHCS M8X1.25X30 GR8.8 PLT	Use liquid thread locker	
28.	804-061C	WASHER MACH 1.50 X 1.00 X 18GA		
29.	808-294C	SPKT 50B21 X 1 BORE W/KW, 2 SS		
30.	802-085C	HHCS 1/4-20X5 GR5 PLT		
31.	803-006C	NUT-HEX 1/4-20 PLT		
32.	120-293D	TUBE RND DOM. 1 OD X 7/32WX3.0		
33.	802-672C	HHCS 1/2-13X4 1/2 GR5 SPTH		
34.	804-113C	WASHER FLAT 1/2 USS HARD PLT		
35.	196-847D	VERIS DRIVE SUPPORT SPACER		
36.	802-058C	HHCS 5/8-11X2 1/2 GR5		
37.	804-022C	WASHER LOCK SPRING 5/8 PLT		
38.	803-021C	NUT HEX 5/8-11 PLT		
39.	120-293D	TUBE RND DOM. 1 OD X 7/32WX3.0		
40.	817-406C	IDLER 1 PC 2.38X1.01X1.062		
41.	196-850D	3N-40 FD CUP DRIVE IDLER PLT		
42.	802-034C	HHCS 1/2-13X1 1/4 GR5		
43.	196-866D	CLUTCH ROTATION TAB		
44.	196-876D	CLUTCH SPROCKET SPACER		
45.	804-075C	WASHER FLAT 1/4 USS PLT		
46.	804-006C	WASHER LOCK SPRING 1/4 PLT		
47.	839-956C	KEY 1/4 X 3/16 X 3.80		
48.	196-877D	BUSHING 1 1/8 ODX7/8 HEX BORE		
49.	802-159C	HHCS 5/16-18X1 GR5		
50.	803-008C	NUT HEX 5/16-18 PLT		
51.	804-009C	WASHER LOCK SPRING 5/16 PLT		
52.	120-306D	TUBE RND 1 OD X 7/32W X 2.13		
53.	402-507D	CLUTCH OIL SHIELD		
54.	817-813C	BUTTON PLUG 7/8 ROUND HOLE		

Wing Drive

(Applies to 3N-4010 & 3N-4010HDF, 3N-4020 only)



Wing Drive

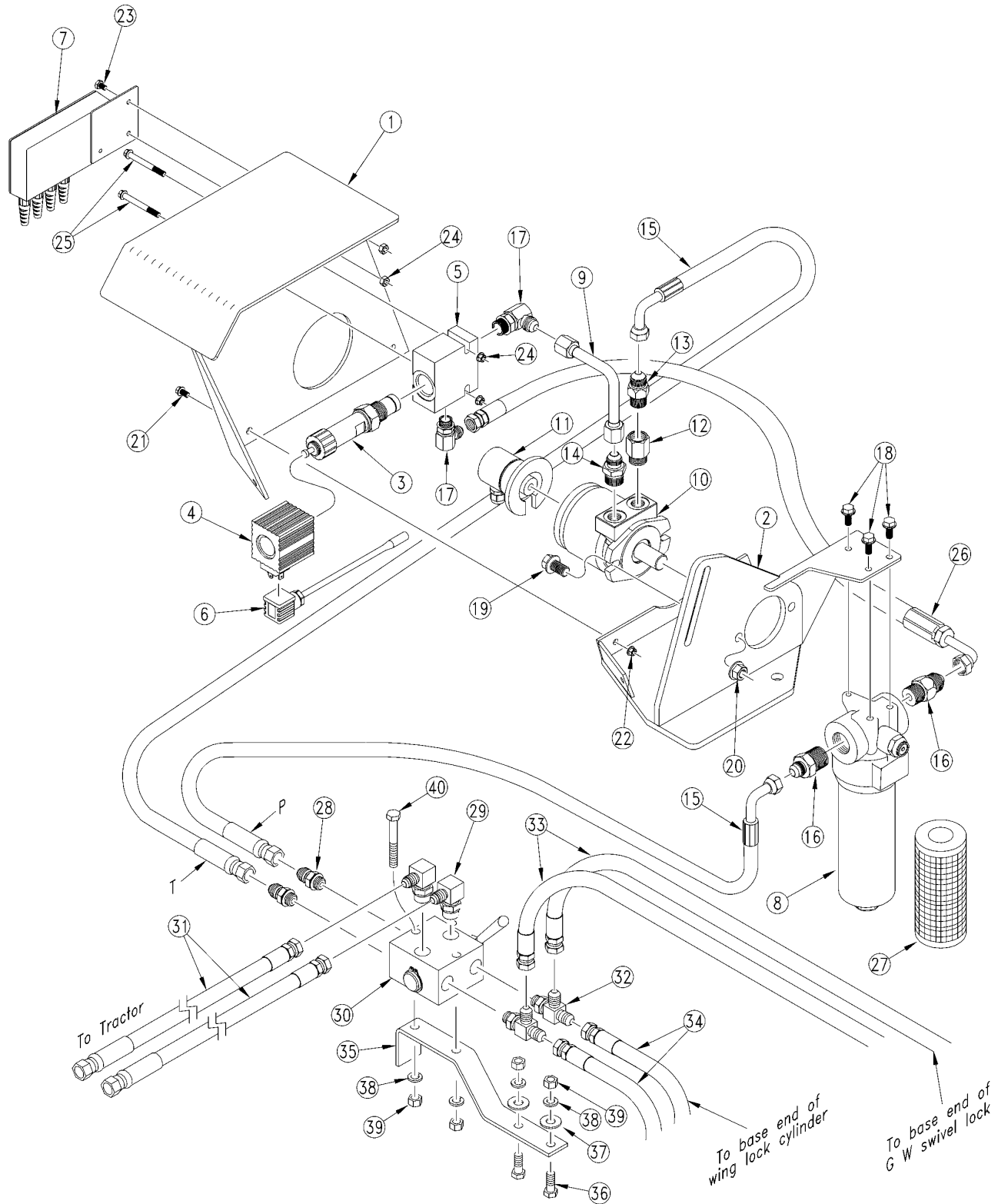
(Applies to 3N-4010 & 3N-4010HDF, 3N-4020 only)

Ref	Part No.	Part Description	Comments	Revision
	dwg20456	Image No.		
1.	805-067C	PIN COTTER 1/8 X 3/4		
2.	195-157D	U-JOINT PIN 3/8		
3.	817-273C	U-JOINT NYLATRON CROSS BLOCK		
4.	805-180C	PIN ROLL 1/4 X 1 1/2 LG PLT		
5.	800-311C	RPBY 800-124C		
6.	196-581D	SLIDER SHAFT 7/8 HEX 44.50 LG		
7.	816-107C	SEED HOSE X 45 RIBS		
8.	800-001C	GREASE ZERK STRAIGHT 1/4-28		
9.	196-246H	TELESCOPING DRIVE SHAFT TUBE		
10.	196-338H	40P LH WING FRAME WELDMNT		
11.	196-773D	40P WING CLUTCH STUB SHAFT		
12.	120-286D	SHAFT 7/8 HEX GW PIVOT		
13.	804-061C	WASHER MACH 1.50 X 1.00 X 18GA		
14.	802-282C	RHSNB 5/16-18X1 GR5		
15.	822-175C	FLANGETTE 52 3-BOLT PLT		
16.	822-119C	BRG 7/8HEXX2.05OD SPH		
17.	803-177C	803-184 FLG TP LK 5/16-18ZNYCR		
18.	802-775C	HSNCS M8X1.25X30 GR8.8 PLT	Use liquid thread locker	
19.	808-357C	SPKT 50A25 CLUTCH METRIC BORE		
20.	823-231C	OGURA CLUTCH		
21.	801-035C	SCREW SET 5/16-18 SKT KP X 3/8		
22.	402-058D	COLLAR LOCK 7/8 HEX		
23.	402-025S	LOCK COLLAR, 7/8 HEX W/ SET SC		
24.	804-113C	WASHER FLAT 1/2 USS HARD PLT		
25.	804-015C	WASHER LOCK SPRING 1/2 PLT		
26.	803-020C	NUT HEX 1/2-13 PLT		
27.	802-672C	HHCS 1/2-13X4 1/2 GR5 SPTH		
28.	120-293D	TUBE RND DOM. 1 OD X 7/32WX3.0		
29.	817-456C	IDLER SPOOL #50 2.38X1.01X.31		
30.	808-313C	SPKT 50C36 X 7/8 HEX BORE		
31.	808-259C	SPKT 40B14 X 7/8 HEX BORE		
32.	136-126D	CHAIN RL #40 99 PITCHES		
33.	136-201D	CHAIN RL #50 83 PITCHES		
34.	802-085C	HHCS 1/4-20X5 GR5 PLT		
35.	803-006C	NUT-HEX 1/4-20 PLT		
36.	196-850D	3N-40 FD CUP DRIVE IDLER PLT		
37.	802-034C	HHCS 1/2-13X1 1/4 GR5		
38.	196-245H	U-JOINT DRIVE SHAFT YOKE		
39.	802-672C	HHCS 1/2-13X4 1/2 GR5 SPTH		
40.	817-406C	IDLER 1 PC 2.38X1.01X1.062		
41.	804-017C	WASHER FLAT 1/2 USS PLT		
42.	804-075C	WASHER FLAT 1/4 USS PLT		
43.	804-006C	WASHER LOCK SPRING 1/4 PLT		
44.	196-866D	CLUTCH ROTATION TAB		
45.	196-876D	CLUTCH SPROCKET SPACER		
46.	196-877D	BUSHING 1 1/8 ODX7/8 HEX BORE		
47.	839-956C	KEY 1/4 X 3/16 X 3.80		
48.	802-159C	HHCS 5/16-18X1 GR5		
49.	804-009C	WASHER LOCK SPRING 5/16 PLT		
50.	803-008C	NUT HEX 5/16-18 PLT		
51.	402-507D	CLUTCH OIL SHIELD		
52.	817-813C	BUTTON PLUG 7/8 ROUND HOLE		

[Table of Contents](#) [Part Number Index](#)

Veris Drive Components

(Applies to 3N-4010 & 3N-4010HDF, 3N-4020 only)



20299

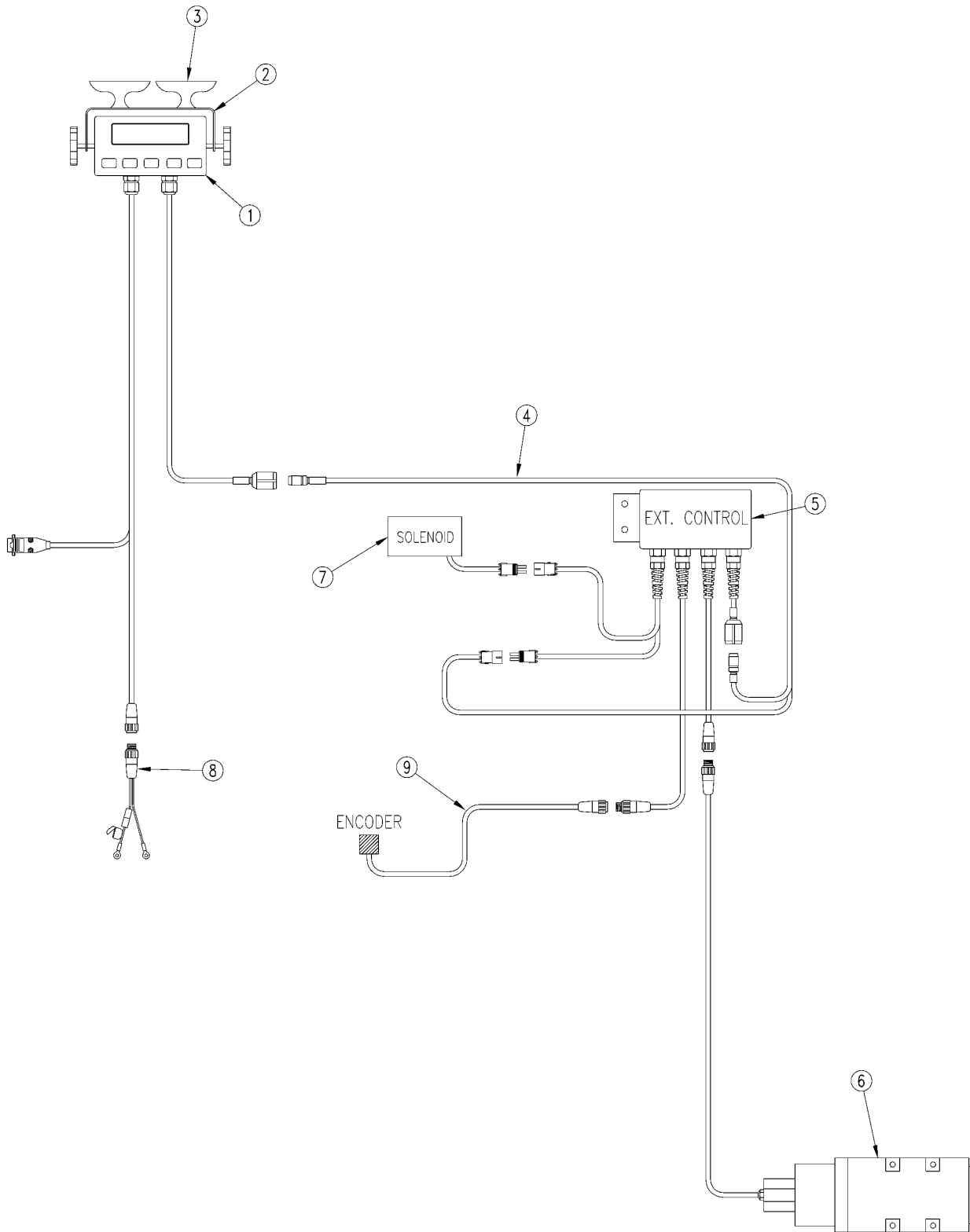
Veris Drive Components

(Applies to 3N-4010 & 3N-4010HDF, 3N-4020 only)

Ref	Part No.	Part Description	Comments	Revision
	dwg20299	Image No.		
1.	402-307H	CONTROLLER MOUNT 40' WELDMENT		
2.	402-306H	MOTOR MOUNT 40' WELDMENT		
3.	VER-19798	VERIS PROPORTIONAL CARTR 14GPM		
4.	VER-19799	VERIS COIL 12V WATERMAN CARTR		
5.	VER-19800	VERIS VLV BODY SAE-12-2X SAE-8		
6.	VER-18375	VERIS SOLENOID CABLE		
7.	VER-21568	VERIS EXT. CONTROL		
8.	VER-18574	VERIS FILTER HYD 3000 PSI PALL		
9.	VER-5211	VERIS HYD LINE STL .5 OD X.049		
10.	VER-19857	VERIS MOTOR HYD 8.8 CIR		
11.	VER-18382	VERIS ENCODER W/ CABLE		
12.	811-564C	AD 3/4FORB 7/8MORB		
13.	VER-19554	RPBY 810-696C		
14.	811-192C	AD 3/4MJIC 7/8MORB		
15.	VER-25390	HH1/2M3K 3/4FJIC 3/4FJIC90X168		
16.	811-205C	AD 3/4MJIC 1 1/16MORB		
17.	VER-5184	VERIS FTG HYD 8MB-8MJ90		
18.	VER-18548	VERIS BLT FLG SER8.8M8-1.25X16		
19.	802-203C	HFSS 1/2-13X1 1/2 GR5		
20.	803-037C	NUT HEX WHIZ 1/2-13		
21.	VER-4416	RPBY 802-642C		
22.	803-177C	803-184 FLG TP LK 5/16-18ZNYCR		
23.	802-257C	HFSS 1/4-20X3/4 GR5		
24.	803-088C	NUT HEX LOCK 1/4-20 FLG		
25.	VER-9679	VERIS BLT HH1/4-20NCX2.25GR5ZN		
26.	VER-2584	VERIS HYD HS 8M3K-8FJX90S-8FJX		
27.	VER-19856	VER FLTR ELEMENT PALL 6 MICRON		
28.	811-088C	AD 3/4MORB 3/4MJIC		
29.	811-063C	EL 3/4MJIC 3/4MORB		
30.	810-274C	DOUBLE SELECTOR VALVE 3/4FORB	Refer to "Double Selector Valve (810-274C)" for breakdown	
31.	841-056C	HH1/2R2 336 3/4MORB 3/4FJIC		
32.	811-249C	TE 9/16MJIC 3/4MORB 9/16MJIC		
33.	811-230C	HH1/4R1 095 9/16FJIC		
34.	811-781C	HH1/4R1 048 9/16FJIC		
35.	196-862D	SELECTOR VALVE MOUNT STRAP		
36.	802-017C	HHCS 3/8-16X1 GR5		
37.	804-011C	WASHER FLAT 3/8 USS PLT		
38.	804-013C	WASHER LOCK SPRING 3/8 PLT		
39.	803-014C	NUT HEX 3/8-16 PLT		
40.	802-024C	HHCS 3/8-16X3 GR5		

Veris Drive Controller

(Applies to 3N-4010 & 3N-4010HDF, 3N-4020 only)



21827

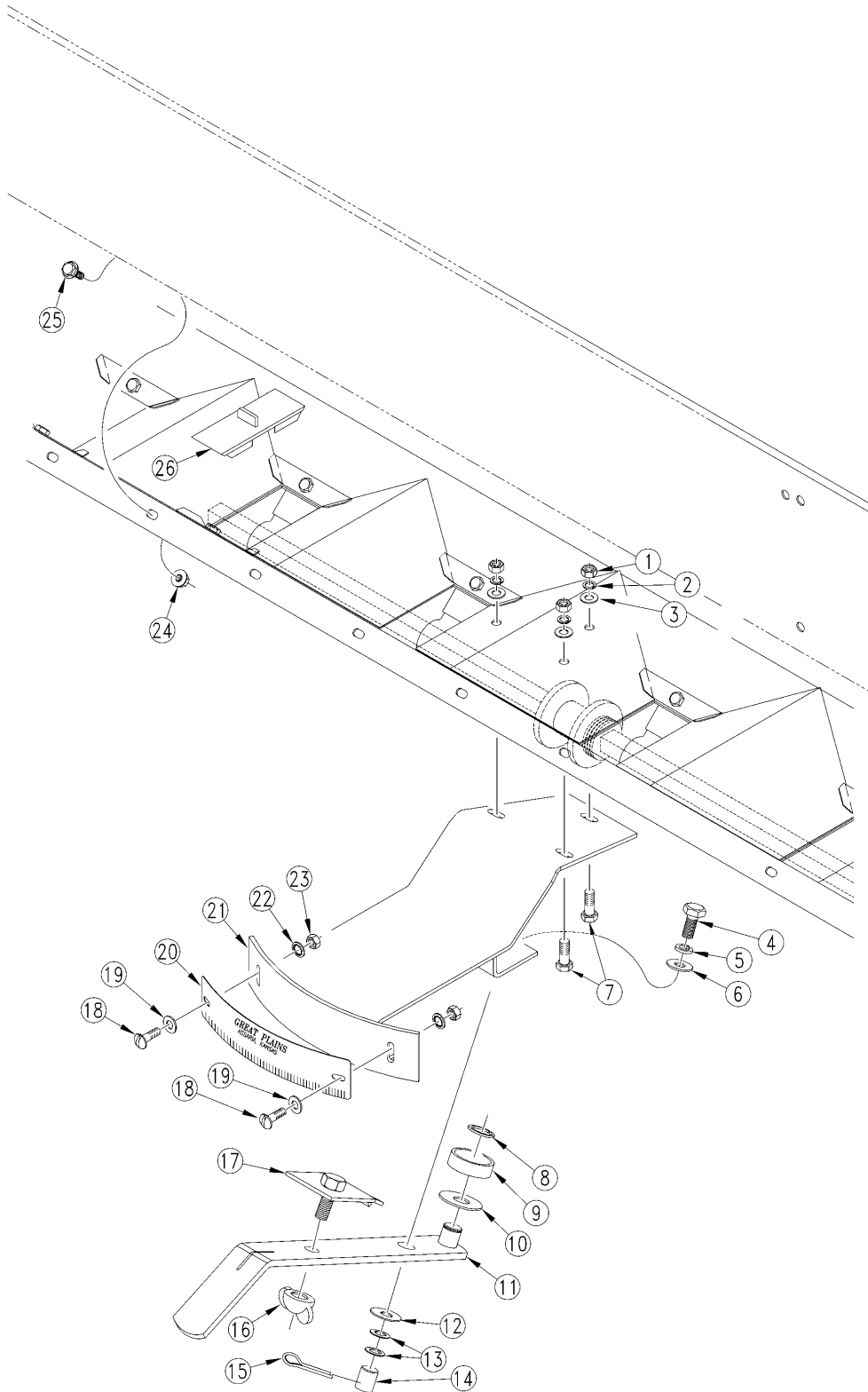
Veris Drive Controller

(Applies to 3N-4010 & 3N-4010HDF, 3N-4020 only)

Ref	Part No.	Part Description	Comments	Revision
	dwg21827	Image No.		
1.	VER-27947	VERIS CAB CONSOLE	Includes Power Cable to Battery	
2.	VER-19516	VERIS MOUNT		
3.	VER-21463	VERIS SUCTION CUP		
4.	VER-21475	VERIS POWER/COMM CABLE 55'		
5.	VER-21568	VERIS EXT. CONTROL		
6.	833-179C	DJ RADAR W/HARDWARE		
7.	VER-18375	VERIS SOLENOID CABLE		
8.	VER-19729	VERIS PWR PRT ADPTR-HYD DRIVE		
9.	VER-18382	VERIS ENCODER W/ CABLE		

Seed Rate Adjustment Handle (118-881S)

(Applies to 3N-4010 & 3N-4010HDF, 3N-4020 only)



20462

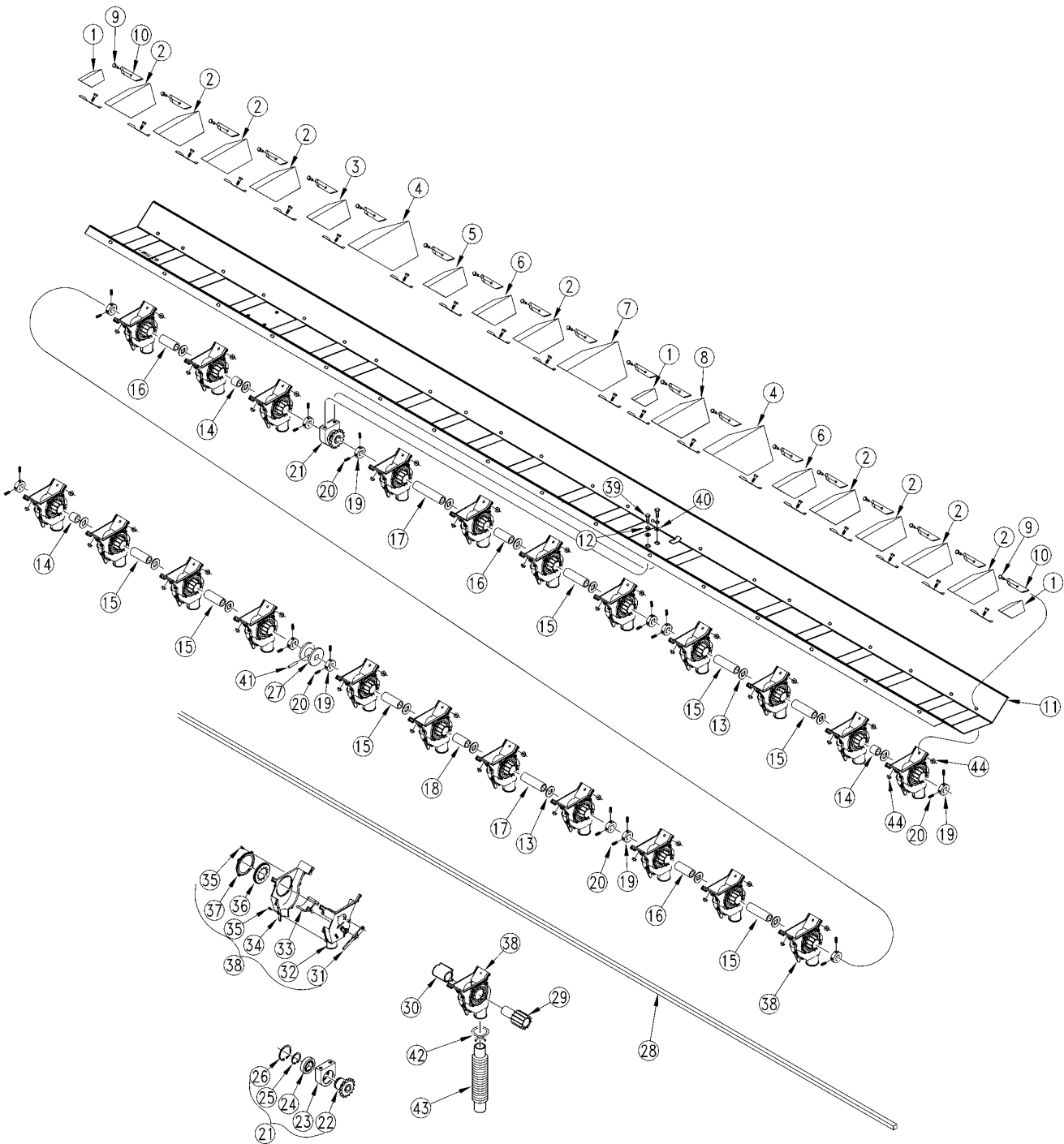
Seed Rate Adjustment Handle (118-881S)

(Applies to 3N-4010 & 3N-4010HDF, 3N-4020 only)

Ref	Part No.	Part Description	Comments	Revision
	dwg20462	Image No.		
1.	803-008C	NUT HEX 5/16-18 PLT		
2.	804-009C	WASHER LOCK SPRING 5/16 PLT		
3.	804-010C	WASHER FLAT 5/16 USS PLT		
4.	802-014C	HHCS 3/8-16X3/4 GR5		
5.	804-013C	WASHER LOCK SPRING 3/8 PLT		
6.	804-012C	WASHER FLAT 3/8 SAE PLT		
7.	802-007C	HHCS 5/16-18X3/4 GR5		
8.	800-003C	SNAP RING EXT 17 MM		
9.	822-008C	BRG BALL 17IDX40OD 6203		
10.	804-001C	WASHER ADJ HANDLE BRG		
11.	175-243H	8FT EW SEED RATE ADJ HANDLE		
12.	804-021C	WASHER FLAT 5/8 SAE PLT		
13.	804-040C	WASHER MACH 1.19 X .63 X 18GA		
14.	109-069D	ADJUSTMENT HANDLE PIVOT		
15.	805-016C	PIN COTTER 3/16 X 1 1/4 PLT		
16.	803-016C	NUT WING 1/2-13 PLT		
17.	109-025H	ADJ LOCK PLATE ASS'Y - 1 1/2 W		
18.	801-001C	SCREW RD HD 8-32 X 3/8 BRASS		
19.	804-003C	WASHER FLAT #8 BRASS		
20.	819-109C	REAR SEED ADJ GUIDE 6 3/4 LONG		
21.	118-880H	3N-40 SEED RATE ADJ WLDMNT		
22.	804-002C	WASHER INTERNAL STAR #8 BRASS		
23.	803-035C	NUT HEX 8-32 BRASS		
24.	803-088C	NUT HEX LOCK 1/4-20 FLG		
25.	802-196C	HFSS 1/4-20X5/8 GR5		
26.	817-087C	1 3/4 WIDE FEEDER CUP PLUG		
	118-881S	Seed Rate Adjustment Handle		

Feeder Cup Channel (Center 7.5")

(Applies to 3N-4010 & 3N-4010HDF, 3N-4020 only)



20464

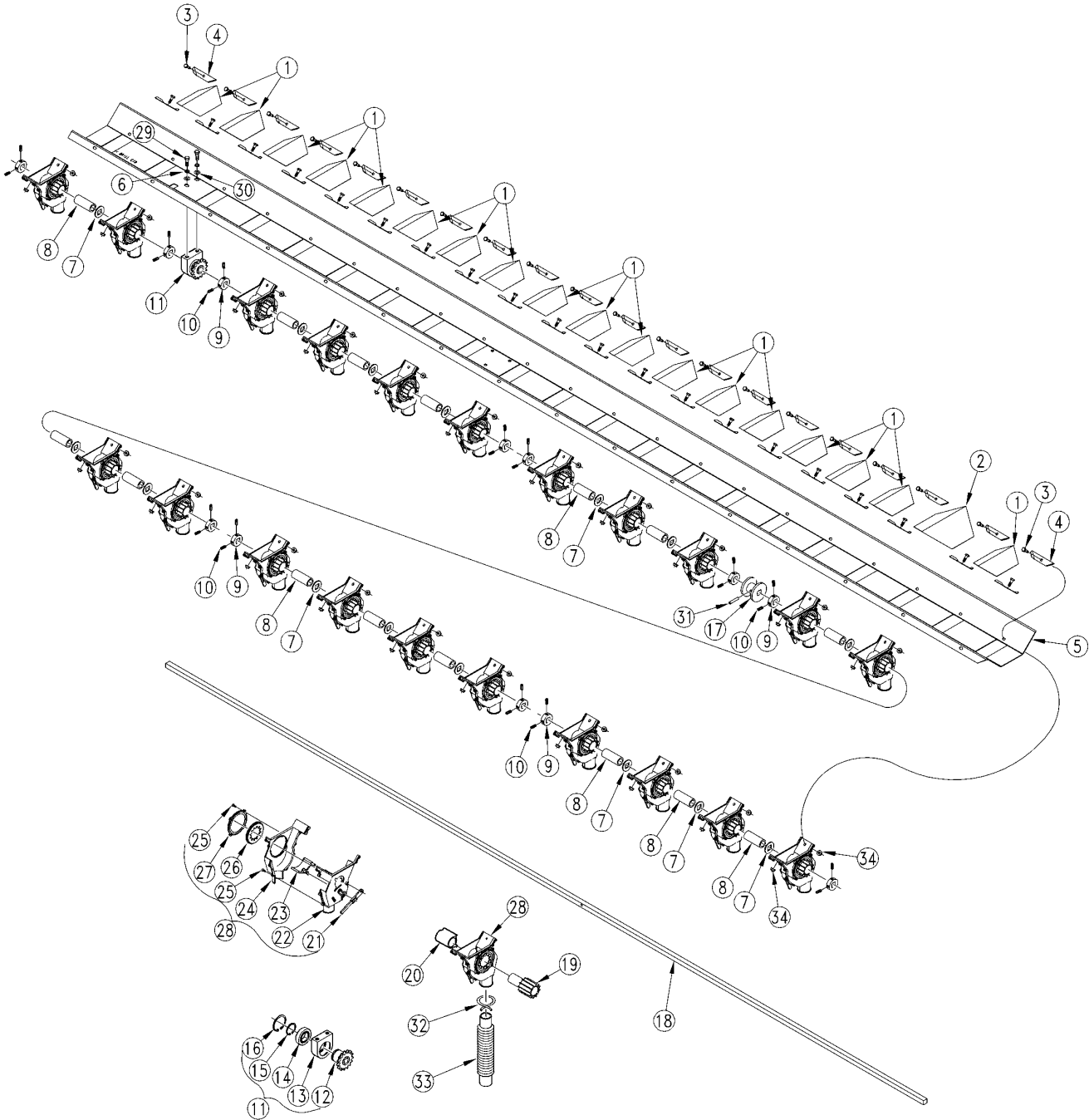
Feeder Cup Channel (Center 7.5")

(Applies to 3N-4010 & 3N-4010HDF, 3N-4020 only)

Ref	Part No.	Part Description	Comments	Revision
	dwg20464	Image No.		
1.	118-340D	5 5/8 BOX DVDR FOR 7 1/2 ROW		
2.	118-467D	7 1/16 BOX DIVIDER - 7 1/2		
3.	118-433D	BOX DVDR 4.00 X 60DEG		
4.	118-356D	BOX DIVIDER FOR 10 ROW		
5.	118-339D	4 13/16 BOX DVDR FOR 7 1/2 ROW		
6.	118-370D	4 5/8 BOX DVDR FOR 8 ROW		
7.	118-373D	7 5/8 BOX DVDR FOR 8 ROW		
8.	118-467D	7 1/16 BOX DIVIDER - 7 1/2		
9.	802-004C	HHCS 1/4-20X3/4 GR5		
10.	118-341D	2SNT SEED BOX DIVIDER CLIP		
11.	118-624D	3N-40 7.5 CEN FEEDER CUP TRAY		
12.	804-013C	WASHER LOCK SPRING 3/8 PLT		
13.	804-031C	WASHER RETAINING		
14.	118-443D	SPACER TUBE X 1.207		
15.	118-346D	SPACER TUBE X 4.078		
16.	118-376D	SPACER TUBE X 3.078		
17.	118-353D	185C058TUBE X 6.578		
18.	118-436D	SPACER TUBE X 2.470		
19.	890-350C	5/8 SHAFT LOCKING COLLAR		
20.	801-035C	SCREW SET 5/16-18 SKT KP X 3/8		
21.	118-226S	FEEDER CUP BEARING ASSEMBLY		
22.	118-508D	BEARING HUB 40A15		
23.	118-336D	FEEDER CUP BEARING HOUSING		
24.	822-103C	BRG 30IDX55OD MM		
25.	800-004C	SNAP RING EXT BASIC 1 3/16		
26.	800-107C	SNAP RING INTERNAL 2.165		
27.	109-091D	MACHINED ADJUSTMENT SPOOL		
28.	118-629D	3N-40 7.5 FD CUP SQ DRIVE BAR		
29.	890-190C	PM SEED CUP SPROCKET		
30.	817-074C	SEED CUP SLEEVE		
31.	817-071C	SEED CUP ADJUSTMENT HANDLE		
32.	817-069C	SEED CUP RIGHT HALF		
33.	817-070C	SEED CUP DOOR		
34.	817-068C	SEED CUP LEFT HALF		
35.	801-057C	SCR SELF TAP 8X3/8 TYPE25 BT		
36.	817-004C	NYLON WASHER-SPLIT		
37.	817-073C	SEED CUP WASHER RETAINER		
38.	817-075C	SEED CUP ASSEMBLY		
39.	802-014C	HHCS 3/8-16X3/4 GR5		
40.	804-012C	WASHER FLAT 3/8 SAE PLT		
41.	805-023C	PIN ROLL 3/16X1 1/4 PLT		
42.	800-009C	CLAMP HOSE 1 5/8 NO. 26		
43.	816-037C	END WHEEL FERTILIZER HOSE		
44.	803-194C	NUT HEX WHIZ 1/4-20 PLT		

15 ft Feeder Cup Channel (LH 7.5")

(Applies to 3N-4010 & 3N-4010HDF, 3N-4020 only)



20463

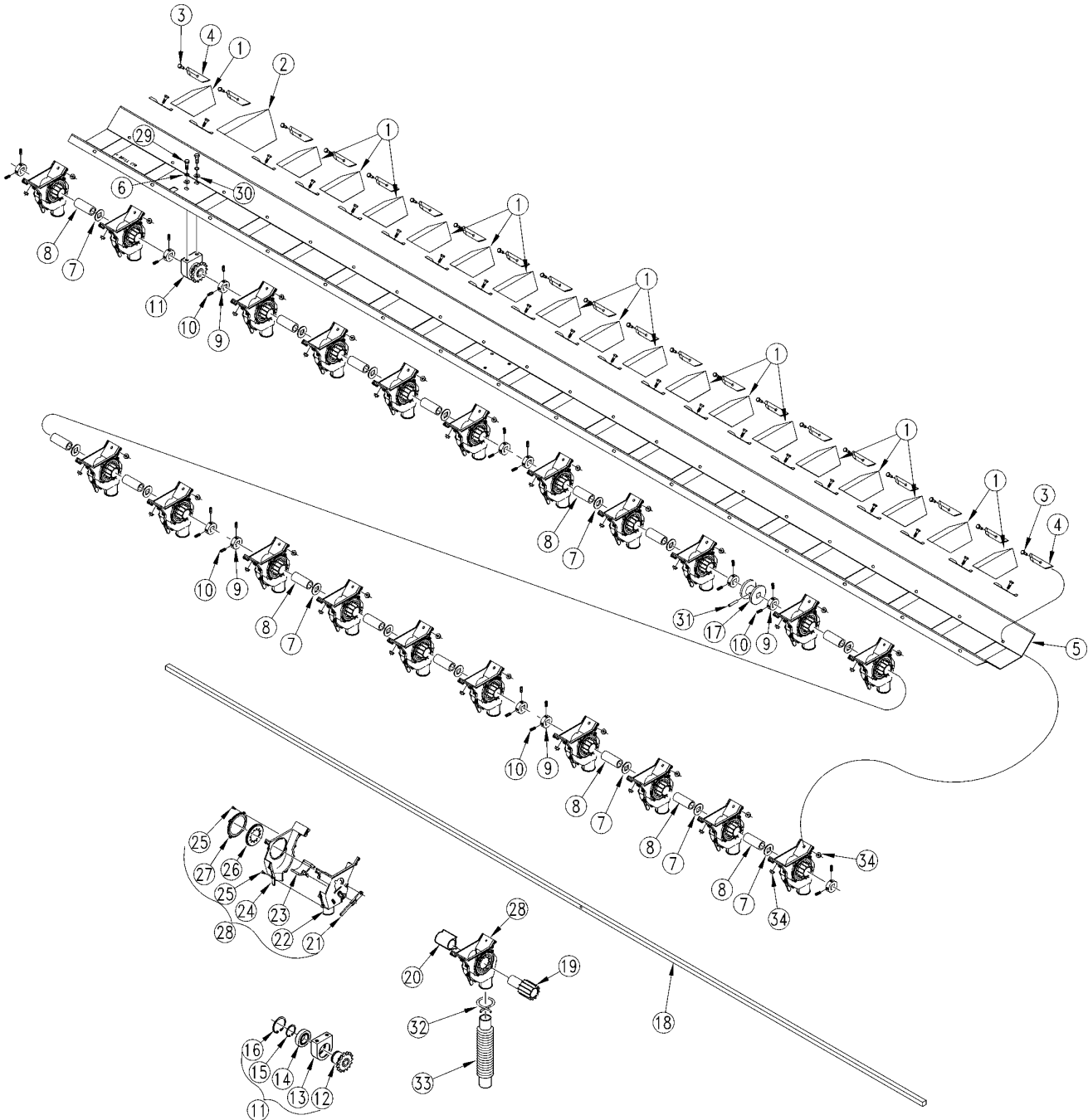
15 ft Feeder Cup Channel (LH 7.5")

(Applies to 3N-4010 & 3N-4010HDF, 3N-4020 only)

Ref	Part No.	Part Description	Comments	Revision
	dwg20463	Image No.		
1.	118-340D	5 5/8 BOX DVDR FOR 7 1/2 ROW		
2.	118-467D	7 1/16 BOX DIVIDER - 7 1/2		
3.	802-004C	HHCS 1/4-20X3/4 GR5		
4.	118-341D	2SNT SEED BOX DIVIDER CLIP		
5.	118-623D	3N-40 7.5 LH FEEDER CUP TRAY		
6.	804-013C	WASHER LOCK SPRING 3/8 PLT		
7.	804-031C	WASHER RETAINING		
8.	118-346D	SPACER TUBE X 4.078		
9.	890-350C	5/8 SHAFT LOCKING COLLAR		
10.	801-035C	SCREW SET 5/16-18 SKT KP X 3/8		
11.	118-226S	FEEDER CUP BEARING ASSEMBLY		
12.	118-508D	BEARING HUB 40A15		
13.	118-336D	FEEDER CUP BEARING HOUSING		
14.	822-103C	BRG 30IDX55OD MM		
15.	800-004C	SNAP RING EXT BASIC 1 3/16		
16.	800-107C	SNAP RING INTERNAL 2.165		
17.	109-091D	MACHINED ADJUSTMENT SPOOL		
18.	118-629D	3N-40 7.5 FD CUP SQ DRIVE BAR		
19.	890-190C	PM SEED CUP SPROCKET		
20.	817-074C	SEED CUP SLEEVE		
21.	817-071C	SEED CUP ADJUSTMENT HANDLE		
22.	817-069C	SEED CUP RIGHT HALF		
23.	817-070C	SEED CUP DOOR		
24.	817-068C	SEED CUP LEFT HALF		
25.	801-057C	SCR SELF TAP 8X3/8 TYPE25 BT		
26.	817-004C	NYLON WASHER-SPLIT		
27.	817-073C	SEED CUP WASHER RETAINER		
28.	817-075C	SEED CUP ASSEMBLY		
29.	802-014C	HHCS 3/8-16X3/4 GR5		
30.	804-012C	WASHER FLAT 3/8 SAE PLT		
31.	805-023C	PIN ROLL 3/16X1 1/4 PLT		
32.	800-009C	CLAMP HOSE 1 5/8 NO. 26		
33.	816-037C	END WHEEL FERTILIZER HOSE		
34.	803-194C	NUT HEX WHIZ 1/4-20 PLT		

Feeder Cup Channel (RH 7.5")

(Applies to 3N-4010 & 3N-4010HDF, 3N-4020 only)



20465

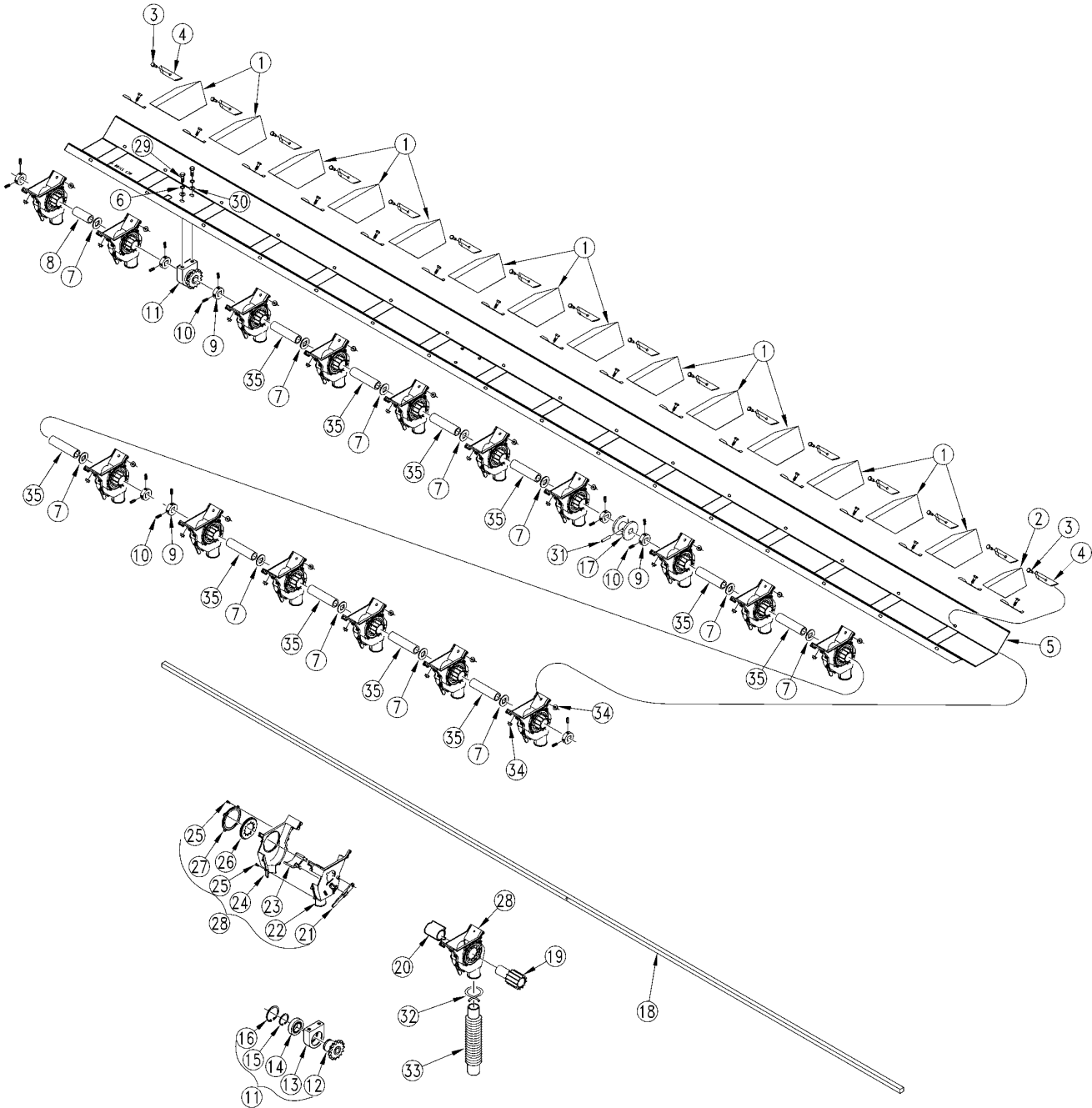
Feeder Cup Channel (RH 7.5")

(Applies to 3N-4010 & 3N-4010HDF, 3N-4020 only)

Ref	Part No.	Part Description	Comments	Revision
	dwg20465	Image No.		
1.	118-340D	5 5/8 BOX DVDR FOR 7 1/2 ROW		
2.	118-467D	7 1/16 BOX DIVIDER - 7 1/2		
3.	802-004C	HHCS 1/4-20X3/4 GR5		
4.	118-341D	2SNT SEED BOX DIVIDER CLIP		
5.	118-625D	3N-40 7.5 RH FEEDER CUP TRAY		
6.	804-013C	WASHER LOCK SPRING 3/8 PLT		
7.	804-031C	WASHER RETAINING		
8.	118-346D	SPACER TUBE X 4.078		
9.	890-350C	5/8 SHAFT LOCKING COLLAR		
10.	801-035C	SCREW SET 5/16-18 SKT KP X 3/8		
11.	118-226S	FEEDER CUP BEARING ASSEMBLY		
12.	118-508D	BEARING HUB 40A15		
13.	118-336D	FEEDER CUP BEARING HOUSING		
14.	822-103C	BRG 30IDX55OD MM		
15.	800-004C	SNAP RING EXT BASIC 1 3/16		
16.	800-107C	SNAP RING INTERNAL 2.165		
17.	109-091D	MACHINED ADJUSTMENT SPOOL		
18.	118-629D	3N-40 7.5 FD CUP SQ DRIVE BAR		
19.	890-190C	PM SEED CUP SPROCKET		
20.	817-074C	SEED CUP SLEEVE		
21.	817-071C	SEED CUP ADJUSTMENT HANDLE		
22.	817-069C	SEED CUP RIGHT HALF		
23.	817-070C	SEED CUP DOOR		
24.	817-068C	SEED CUP LEFT HALF		
25.	801-057C	SCR SELF TAP 8X3/8 TYPE25 BT		
26.	817-004C	NYLON WASHER-SPLIT		
27.	817-073C	SEED CUP WASHER RETAINER		
28.	817-075C	SEED CUP ASSEMBLY		
29.	802-014C	HHCS 3/8-16X3/4 GR5		
30.	804-012C	WASHER FLAT 3/8 SAE PLT		
31.	805-023C	PIN ROLL 3/16X1 1/4 PLT		
32.	800-009C	CLAMP HOSE 1 5/8 NO. 26		
33.	816-037C	END WHEEL FERTILIZER HOSE		
34.	803-194C	NUT HEX WHIZ 1/4-20 PLT		

Feeder Cup Channel (LH 10")

(Applies to 3N-4010 & 3N-4010HDF, 3N-4020 only)



20466

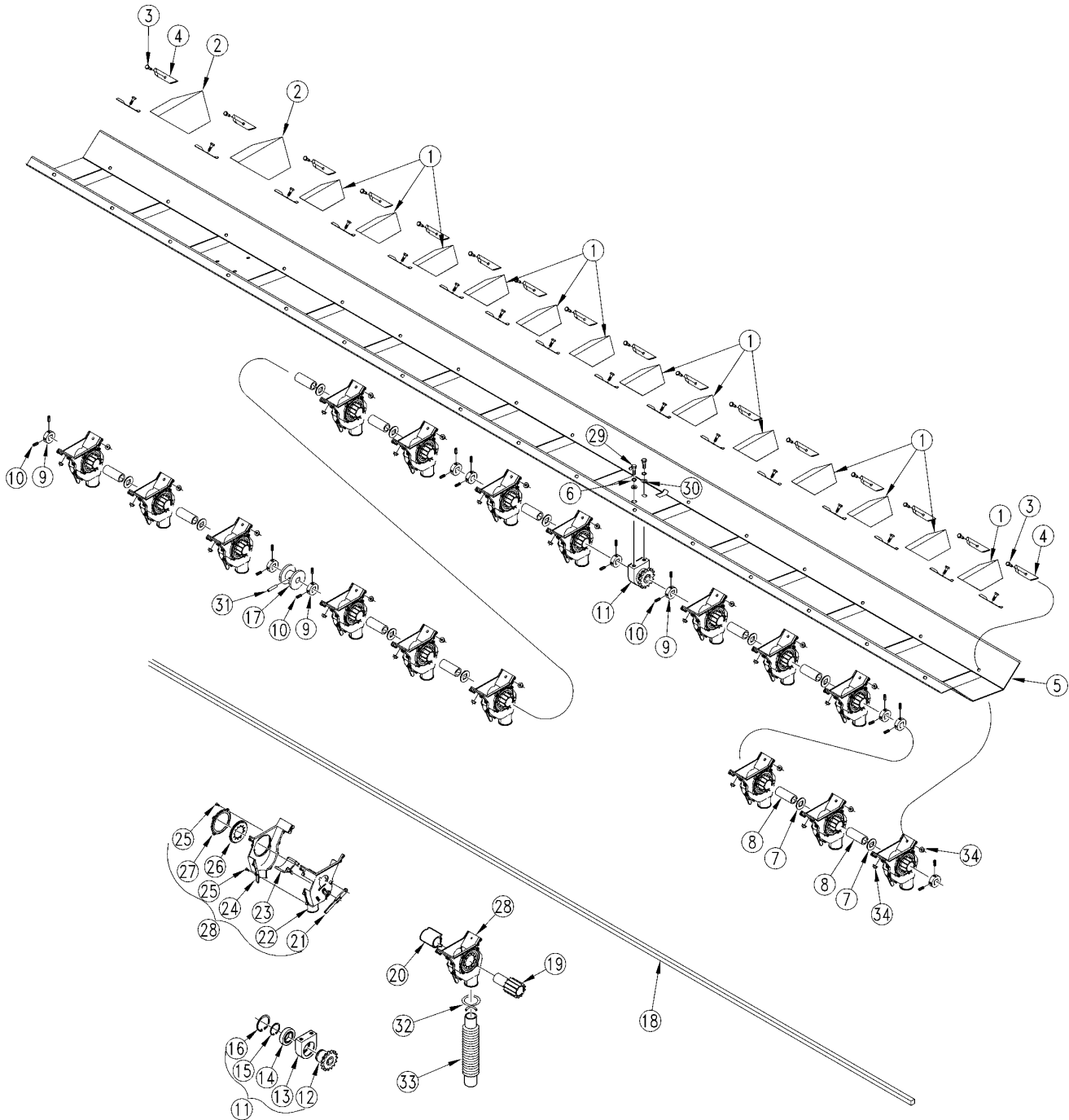
Feeder Cup Channel (LH 10")

(Applies to 3N-4010 & 3N-4010HDF, 3N-4020 only)

Ref	Part No.	Part Description	Comments	Revision
	dwg20466	Image No.		
1.	118-356D	BOX DIVIDER FOR 10 ROW		
2.	118-371D	BOX DVDR 5.31 X 60DEG		
3.	802-004C	HHCS 1/4-20X3/4 GR5		
4.	118-341D	2SNT SEED BOX DIVIDER CLIP		
5.	118-626D	3N-40 10 LH FEEDER CUP TRAY		
6.	804-013C	WASHER LOCK SPRING 3/8 PLT		
7.	804-031C	WASHER RETAINING		
8.	118-375D	SPACER TUBE X 3.766		
9.	890-350C	5/8 SHAFT LOCKING COLLAR		
10.	801-035C	SCREW SET 5/16-18 SKT KP X 3/8		
11.	118-226S	FEEDER CUP BEARING ASSEMBLY		
12.	118-508D	BEARING HUB 40A15		
13.	118-336D	FEEDER CUP BEARING HOUSING		
14.	822-103C	BRG 30IDX55OD MM		
15.	800-004C	SNAP RING EXT BASIC 1 3/16		
16.	800-107C	SNAP RING INTERNAL 2.165		
17.	109-091D	MACHINED ADJUSTMENT SPOOL		
18.	118-630D	3N-40 10 FD CUP SQ DRIVE BAR		
19.	890-190C	PM SEED CUP SPROCKET		
20.	817-074C	SEED CUP SLEEVE		
21.	817-071C	SEED CUP ADJUSTMENT HANDLE		
22.	817-069C	SEED CUP RIGHT HALF		
23.	817-070C	SEED CUP DOOR		
24.	817-068C	SEED CUP LEFT HALF		
25.	801-057C	SCR SELF TAP 8X3/8 TYPE25 BT		
26.	817-004C	NYLON WASHER-SPLIT		
27.	817-073C	SEED CUP WASHER RETAINER		
28.	817-075C	SEED CUP ASSEMBLY		
29.	802-014C	HHCS 3/8-16X3/4 GR5		
30.	804-012C	WASHER FLAT 3/8 SAE PLT		
31.	805-023C	PIN ROLL 3/16X1 1/4 PLT		
32.	800-009C	CLAMP HOSE 1 5/8 NO. 26		
33.	816-037C	END WHEEL FERTILIZER HOSE		
34.	803-194C	NUT HEX WHIZ 1/4-20 PLT		
35.	118-356D	BOX DIVIDER FOR 10 ROW		

Feeder Cup Channel (Center 10")

(Applies to 3N-4010 & 3N-4010HDF, 3N-4020 only)



20467

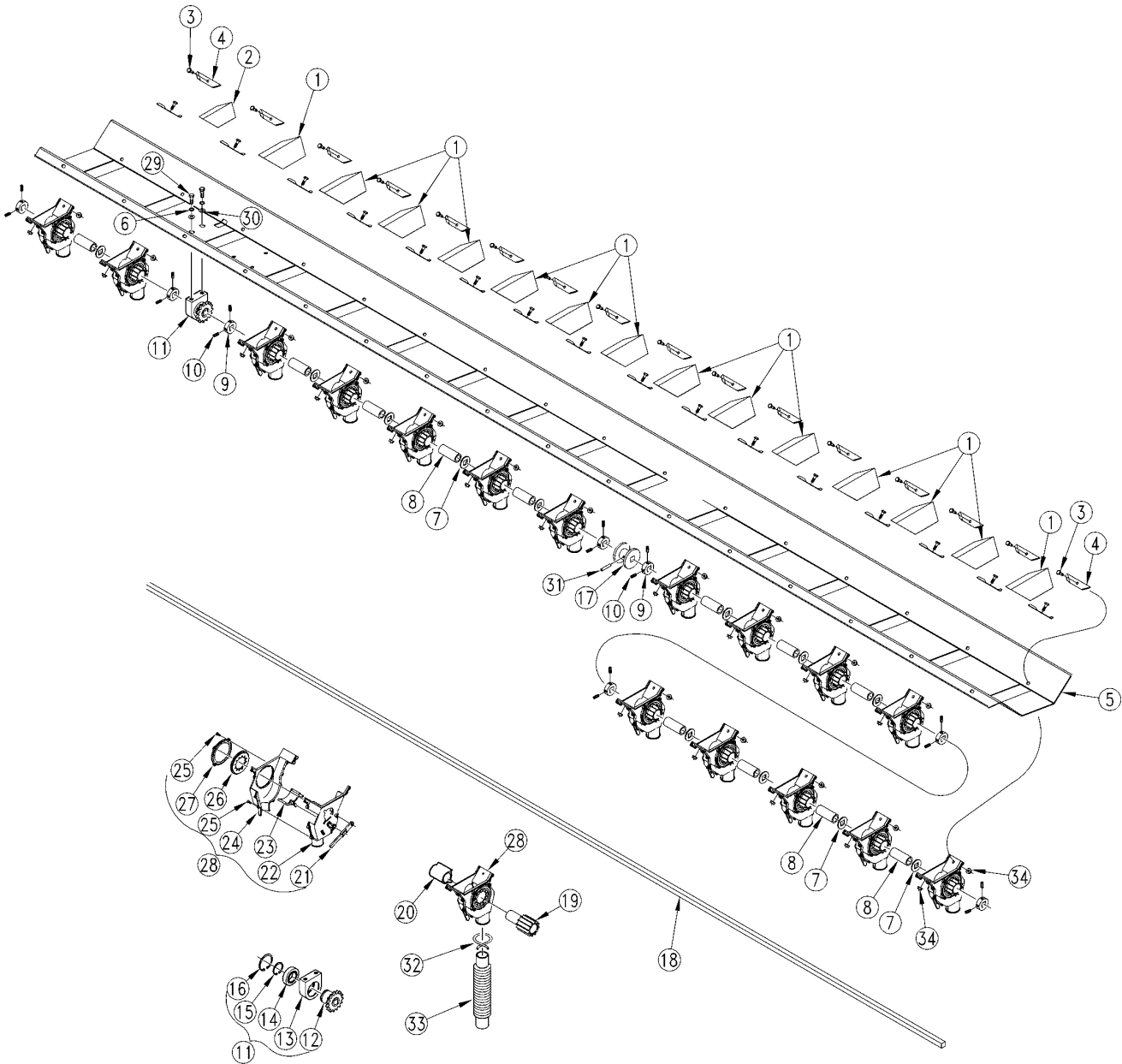
Feeder Cup Channel (Center 10")

(Applies to 3N-4010 & 3N-4010HDF, 3N-4020 only)

Ref	Part No.	Part Description	Comments	Revision
	dwg20467	Image No.		
1.	118-356D	BOX DIVIDER FOR 10 ROW		
2.	118-470D	BOX DVDR 7.75 X 60DEG		
3.	802-004C	HHCS 1/4-20X3/4 GR5		
4.	118-341D	2SNT SEED BOX DIVIDER CLIP		
5.	118-627D	3N-40 10 CEN FEEDER CUP TRAY		
6.	804-013C	WASHER LOCK SPRING 3/8 PLT		
7.	804-031C	WASHER RETAINING		
8.	118-353D	185C058TUBE X 6.578		
9.	890-350C	5/8 SHAFT LOCKING COLLAR		
10.	801-035C	SCREW SET 5/16-18 SKT KP X 3/8		
11.	118-226S	FEEDER CUP BEARING ASSEMBLY		
12.	118-508D	BEARING HUB 40A15		
13.	118-336D	FEEDER CUP BEARING HOUSING		
14.	822-103C	BRG 30IDX55OD MM		
15.	800-004C	SNAP RING EXT BASIC 1 3/16		
16.	800-107C	SNAP RING INTERNAL 2.165		
17.	109-091D	MACHINED ADJUSTMENT SPOOL		
18.	118-629D	3N-40 7.5 FD CUP SQ DRIVE BAR		
19.	890-190C	PM SEED CUP SPROCKET		
20.	817-074C	SEED CUP SLEEVE		
21.	817-071C	SEED CUP ADJUSTMENT HANDLE		
22.	817-069C	SEED CUP RIGHT HALF		
23.	817-070C	SEED CUP DOOR		
24.	817-068C	SEED CUP LEFT HALF		
25.	801-057C	SCR SELF TAP 8X3/8 TYPE25 BT		
26.	817-004C	NYLON WASHER-SPLIT		
27.	817-073C	SEED CUP WASHER RETAINER		
28.	817-075C	SEED CUP ASSEMBLY		
29.	802-014C	HHCS 3/8-16X3/4 GR5		
30.	804-012C	WASHER FLAT 3/8 SAE PLT		
31.	805-023C	PIN ROLL 3/16X1 1/4 PLT		
32.	800-009C	CLAMP HOSE 1 5/8 NO. 26		
33.	816-037C	END WHEEL FERTILIZER HOSE		
34.	803-194C	NUT HEX WHIZ 1/4-20 PLT		

Feeder Cup Channel (RH 10")

(Applies to 3N-4010 & 3N-4010HDF, 3N-4020 only)



20468

Feeder Cup Channel (RH 10")

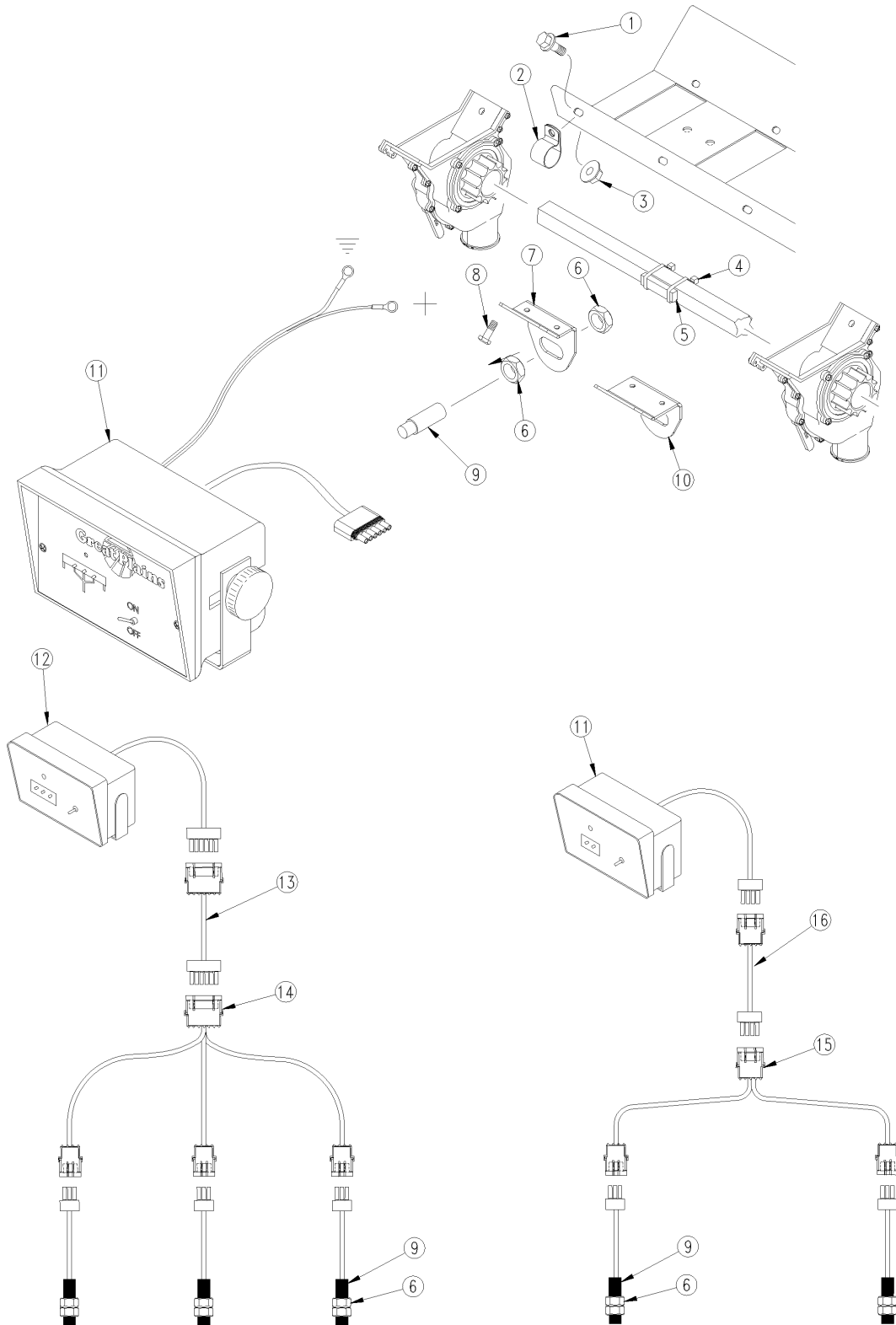
(Applies to 3N-4010 & 3N-4010HDF, 3N-4020 only)

Ref	Part No.	Part Description	Comments	Revision
	dwg20468	Image No.		
1.	118-356D	BOX DIVIDER FOR 10 ROW		
2.	118-371D	BOX DVDR 5.31 X 60DEG		
3.	802-004C	HHCS 1/4-20X3/4 GR5		
4.	118-341D	2SNT SEED BOX DIVIDER CLIP		
5.	118-628D	3N-40 10 RH FEEDER CUP TRAY		
6.	804-013C	WASHER LOCK SPRING 3/8 PLT		
7.	804-031C	WASHER RETAINING		
8.	118-353D	185C058TUBE X 6.578		
9.	890-350C	5/8 SHAFT LOCKING COLLAR		
10.	801-035C	SCREW SET 5/16-18 SKT KP X 3/8		
11.	118-226S	FEEDER CUP BEARING ASSEMBLY		
12.	118-508D	BEARING HUB 40A15		
13.	118-336D	FEEDER CUP BEARING HOUSING		
14.	822-103C	BRG 30IDX55OD MM		
15.	800-004C	SNAP RING EXT BASIC 1 3/16		
16.	800-107C	SNAP RING INTERNAL 2.165		
17.	109-091D	MACHINED ADJUSTMENT SPOOL		
18.	118-629D	3N-40 7.5 FD CUP SQ DRIVE BAR		
19.	890-190C	PM SEED CUP SPROCKET		
20.	817-074C	SEED CUP SLEEVE		
21.	817-071C	SEED CUP ADJUSTMENT HANDLE		
22.	817-069C	SEED CUP RIGHT HALF		
23.	817-070C	SEED CUP DOOR		
24.	817-068C	SEED CUP LEFT HALF		
25.	801-057C	SCR SELF TAP 8X3/8 TYPE25 BT		
26.	817-004C	NYLON WASHER-SPLIT		
27.	817-073C	SEED CUP WASHER RETAINER		
28.	817-075C	SEED CUP ASSEMBLY		
29.	802-014C	HHCS 3/8-16X3/4 GR5		
30.	804-012C	WASHER FLAT 3/8 SAE PLT		
31.	805-023C	PIN ROLL 3/16X1 1/4 PLT		
32.	800-009C	CLAMP HOSE 1 5/8 NO. 26		
33.	816-037C	END WHEEL FERTILIZER HOSE		
34.	803-194C	NUT HEX WHIZ 1/4-20 PLT		

[Table of Contents](#) [Part Number Index](#)

Loup Shaft Monitor (2 Channel 116-282A) (3 Channel 116-283A)

(Applies to 3N-4010 & 3N-4010HDF, 3N-4020 only)



34220

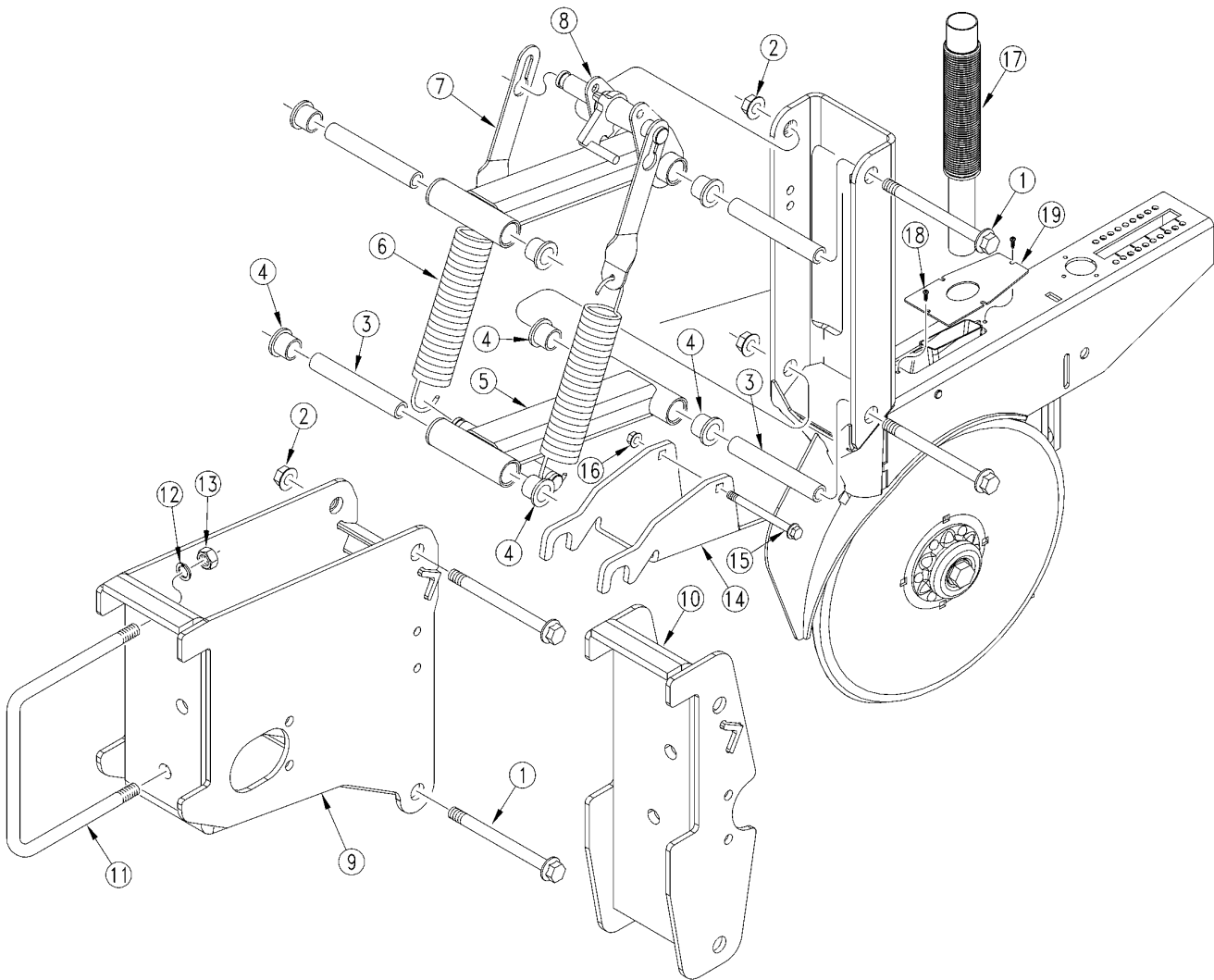
Loup Shaft Monitor (2 Channel 116-282A) (3 Channel 116-283A)

(Applies to 3N-4010 & 3N-4010HDF, 3N-4020 only)

Ref	Part No.	Part Description	Comments	Revision
	dwg34220	Image No.		
1.	802-257C	HFSS 1/4-20X3/4 GR5		
2.	800-052C	HOSE CLIP 5/8 I.D.		
3.	803-088C	NUT HEX LOCK 1/4-20 FLG		
4.	770026	CABLE TIE, NYLON		
5.	540017	MAGNET, ADHESIVE BACKED, LARGE		
6.	710425	NUT HEX JAM, PLASTIC M16 X 2		
7.	116-019D	SHAFT SENSOR MOUNT		
8.	801-199C	SCR SELF TAP #10 X 3/4		
9.	253100	LOUP SHAFT SENSOR 2&3 CHANNEL		
10.	116-020D	SMALL CUP SENSOR MOUNT		
11.	253017	LOUP 3 CHANNEL SHAFT MONITOR		
12.	253016	LOUP 2 CHANNEL SHAFT MONITOR		
13.	833-595C	SHAFT MONITOR EXT. 30' 6P WP		
14.	318951	HARNESS 3 SHAFT MONITOR LOUP		
15.	253017	LOUP 3 CHANNEL SHAFT MONITOR		
16.	833-596C	SHAFT MONITOR EXT. 25' 4P WP		
17.	318917	HARNESS 2 SHAFT MONITOR LOUP		

10 Series Opener Arms & Mounts

(Applies to 3N-4010 & 3N-4010HDF only)



20457

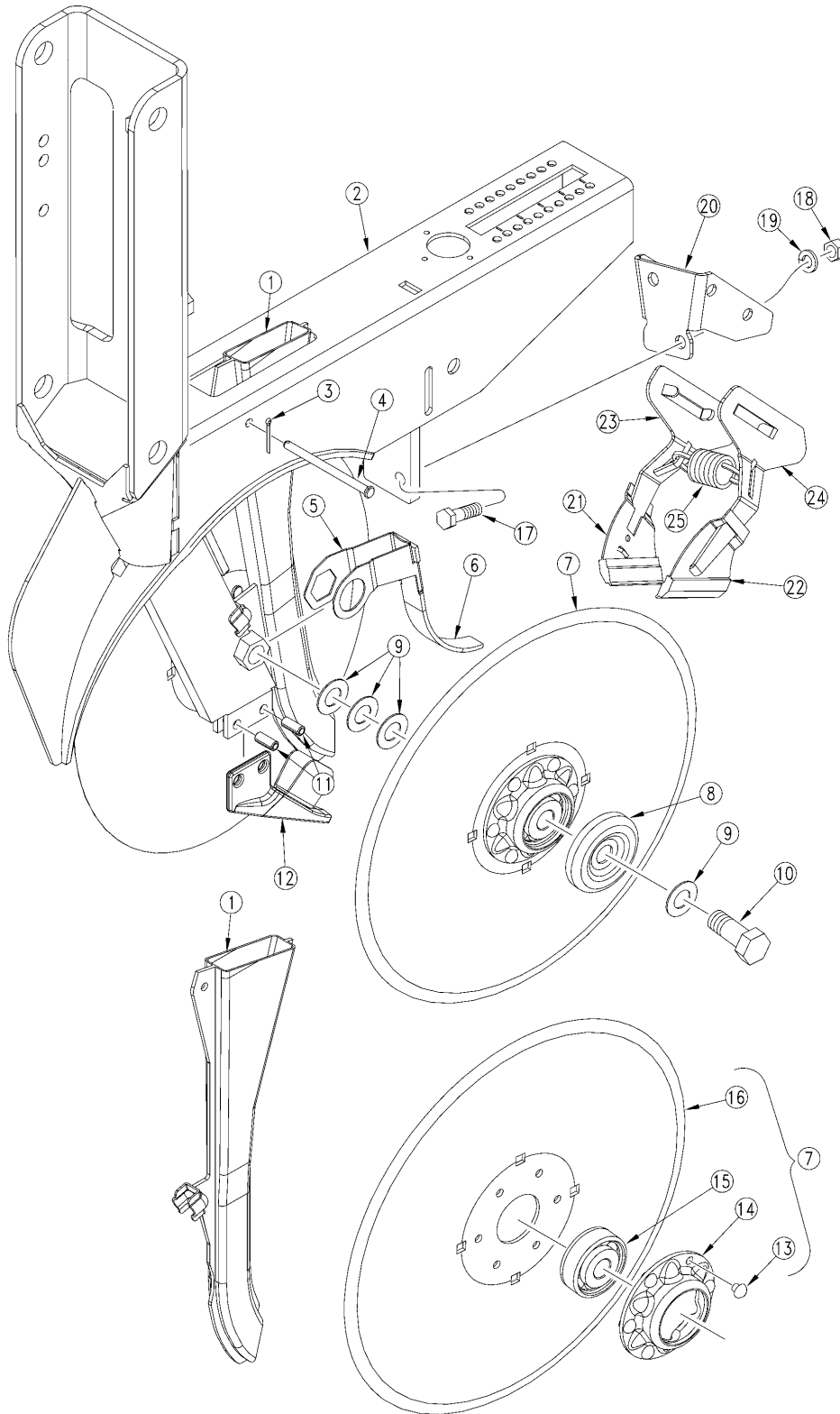
10 Series Opener Arms & Mounts

(Applies to 3N-4010 & 3N-4010HDF only)

Ref	Part No.	Part Description	Comments	Revision
	dwg20457	Image No.		
1.	802-419C	HFS 1/2-13 X 5 3/4		
2.	803-169C	NUT HEX FLG. LOCK 1/2-13 PLT.		
3.	198-246D	SING OPENER INNER PIVOT TUBE		
4.	817-084C	PARALLEL ARM PIVOT BUSHING		
5.	198-619H	SING OPENER LOWER ARM WELDMENT		
6.	807-116C	SPRING EXT 1 5/8OD X 6.6X.177		
7.	198-239D	6 13/16 SPRING STRAP		
8.	198-618H	SING OPENER UPPER ARM WELDMENT		
9.	198-614H	PSS OPENER MOUNT REAR WLDMT		
10.	198-613H	PSS OPENER MOUNT FRONT WLDMT		
11.	806-053C	U-BOLT 5/8-11 X 7 1/32 X 6 1/2		
12.	804-022C	WASHER LOCK SPRING 5/8 PLT		
13.	803-021C	NUT HEX 5/8-11 PLT		
14.	122-172D	10P 20P UP FLOAT LIMITER	Center frame openers only	
15.	802-274C	HHCS 1/4-20X3 GR5		
16.	803-007C	NUT-LOCK 1/4-20 PLT		
17.	816-037C	END WHEEL FERTILIZER HOSE		
18.	801-002C	SCREW HEX SLT10-16X1/2P.THD CT		
19.	196-849D	3N-40 SEED HOSE CLAMP PLATE		

10 Series Opener Body

(Applies to 3N-4010 & 3N-4010HDF only)



20458

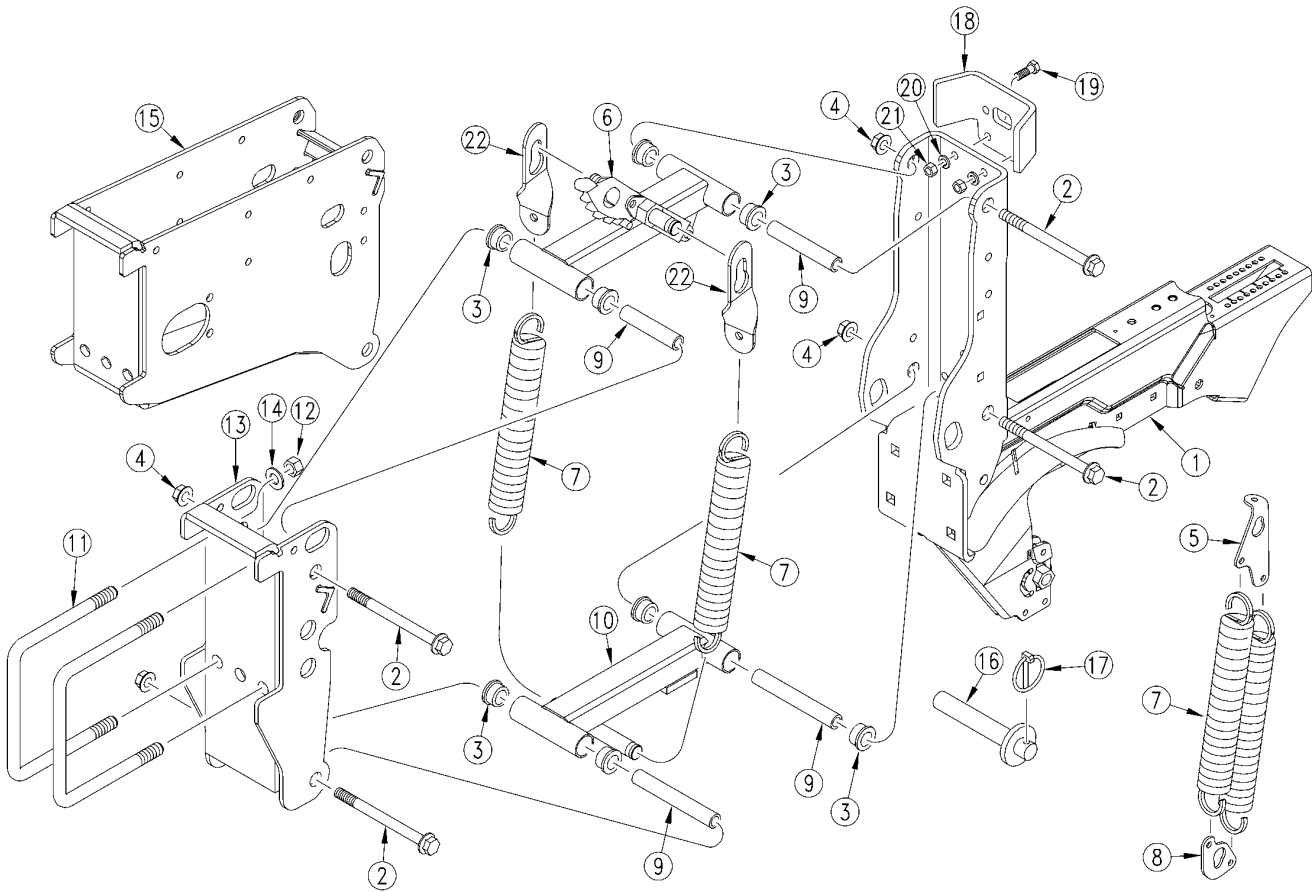
10 Series Opener Body

(Applies to 3N-4010 & 3N-4010HDF only)

Ref	Part No.	Part Description	Comments	Revision
	dwg20458	Image No.		
1.	817-530C	3N-40 SEED TUBE NO SENSOR HOLE		
2.	198-616H	10 SERIES SINGULATING OPENER		
3.	805-063C	PIN COTTER 3/32 X 1 LONG		
4.	805-299C	PIN CLEVIS 1/4 X 3 23/64 USBL		
5.	198-241D	SEED FLAP MOUNTING CLIP, SING		
6.	816-302C	SEED FLAP, RUBBER, SEED-LOK	S/N B1011B+	
6.	817-349C	SEED FLAP, UHMW, LONG	S/N B1010B-	
7.	107-138S	DD W/205 BRG-PLD FLNG-4MM		
8.	107-111D	DD BRG FLANGE DUST COVER		
9.	804-040C	WASHER MACH 1.19 X .63 X 18GA		
10.	802-228C	HHCS 5/8-11X1 1/2 GR5 NYL		
11.	805-335C	PIN ROLL 5/16 X 5/8 PLT		
12.	198-491H	SCRAPER-SPREADER 10-20 SER		
13.	800-213C	RIVET,BUTTON HEAD 1/4 X 1/2		
14.	890-466C	HSG RIBB FLG 6BOLT PLT		
15.	188-001V	BEARING AA205DD		
16.	820-256C	FLAT DISK BLADE-4MM THICK		
17.	802-079C	HHCS 3/8-16X1 1/4 GR5		
18.	803-014C	NUT HEX 3/8-16 PLT		
19.	804-013C	WASHER LOCK SPRING 3/8 PLT		
20.	122-169D	10P AD OUTSIDE SCRAPER MOUNT		
21.	AD21010	AIR DESIGN SCRAPER J.D.2.5W RH		
22.	AD21011	AIR DESIGN SCRAPER J.D.2.5W LH		
23.	AD21012	AIR DESIGN SCRAPER J.D.MNT RH		
24.	AD21013	AIR DESIGN SCRAPER J.D.MNT LH		
25.	AD21014	AIR DESIGN SCRAPER J.D.SPRING		

HD10 Series Opener Arms & Mounts

(Applies to 3N-4010 & 3N-4010HDF only)



27405

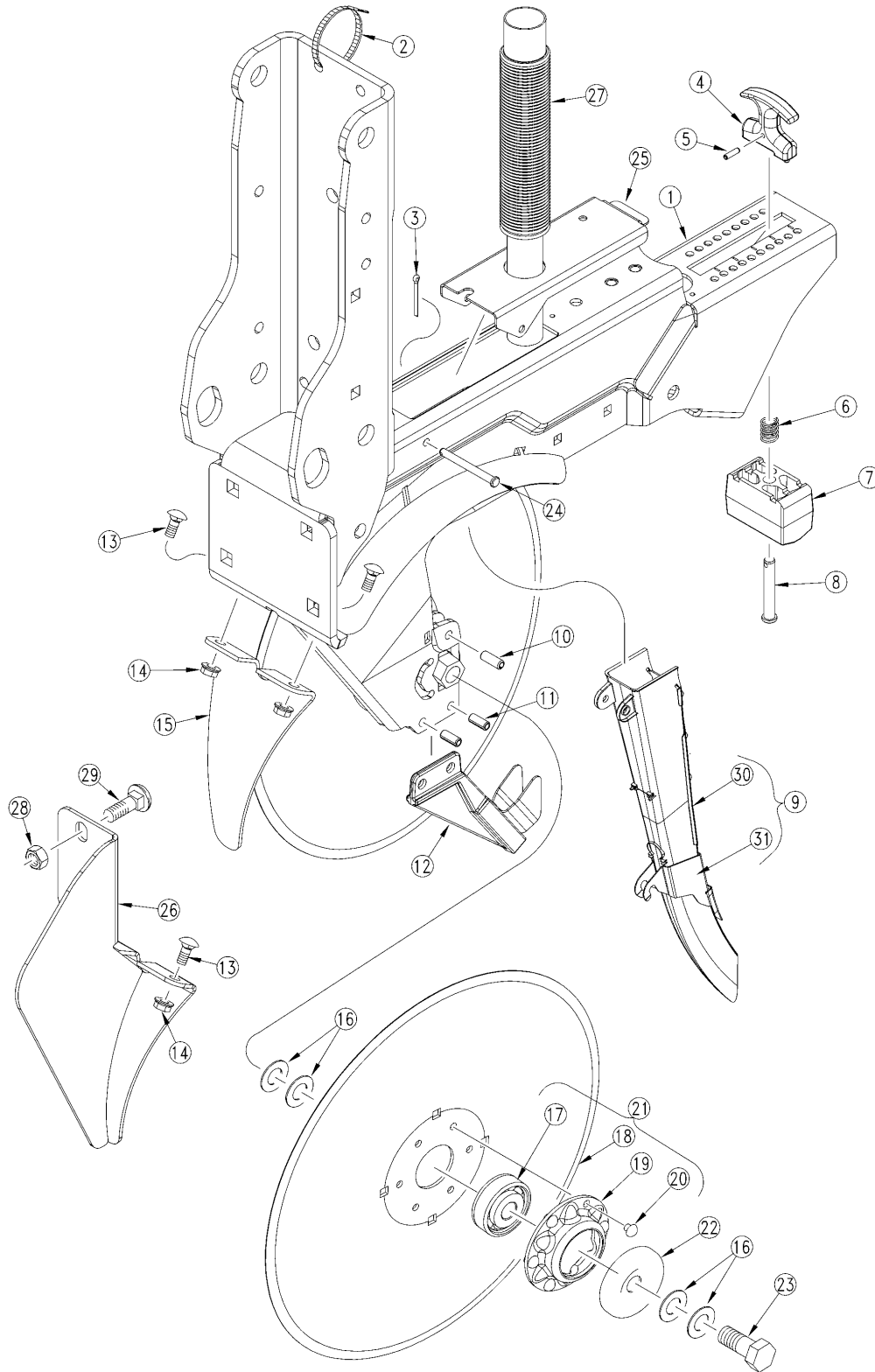
HD10 Series Opener Arms & Mounts

(Applies to 3N-4010 & 3N-4010HDF only)

Ref	Part No.	Part Description	Comments	Revision
	dwg27405	Image No.		
1.	298-855H	HD10P OPENER WELDMENT		
2.	802-745C	HFS 1/2-13X6 1/8GR5 PLT		
3.	817-084C	PARALLEL ARM PIVOT BUSHING		
4.	803-169C	NUT HEX FLG. LOCK 1/2-13 PLT.		
5.	198-292D	25P UPPER SPRING LINK	Used with dual springs	
6.	298-513H	25 SERIES UPPER PARALLEL ARM		
7.	807-076C	SPRING EXT 1.5750.D.X.225 WIRE		
8.	198-293D	25P LOWER SPRING LINK	Used with dual springs	
9.	198-295D	25P REAR OPENER INNER PIVOT TB		
10.	298-510H	25 SERIES LOWER PARALLEL ARM		
11.	806-053C	U-BOLT 5/8-11 X 7 1/32 X 6 1/2		
12.	803-021C	NUT HEX 5/8-11 PLT		
13.	298-884H	25P FRONT OPENER MOUNT WELDMT		
14.	804-022C	WASHER LOCK SPRING 5/8 PLT		
15.	298-856H	HD10P REAR OPENER MOUNT WELDMT		
16.	398-456H	LOCKUP PIN FOR 10HD OPENER		
17.	805-240C	PIN LINCH 3/16 X 1 9/16 LONG		
18.	122-173D	25P UP FLOAT LIMITER		
19.	802-079C	HHCS 3/8-16X1 1/4 GR5		
20.	804-013C	WASHER LOCK SPRING 3/8 PLT		
21.	803-014C	NUT HEX 3/8-16 PLT		
22.	198-240D	3 13/32 SPRING STRAP	Used with single springs	

HD10 Series Opener Body

(Applies to 3N-4010 & 3N-4010HDF only)



23356

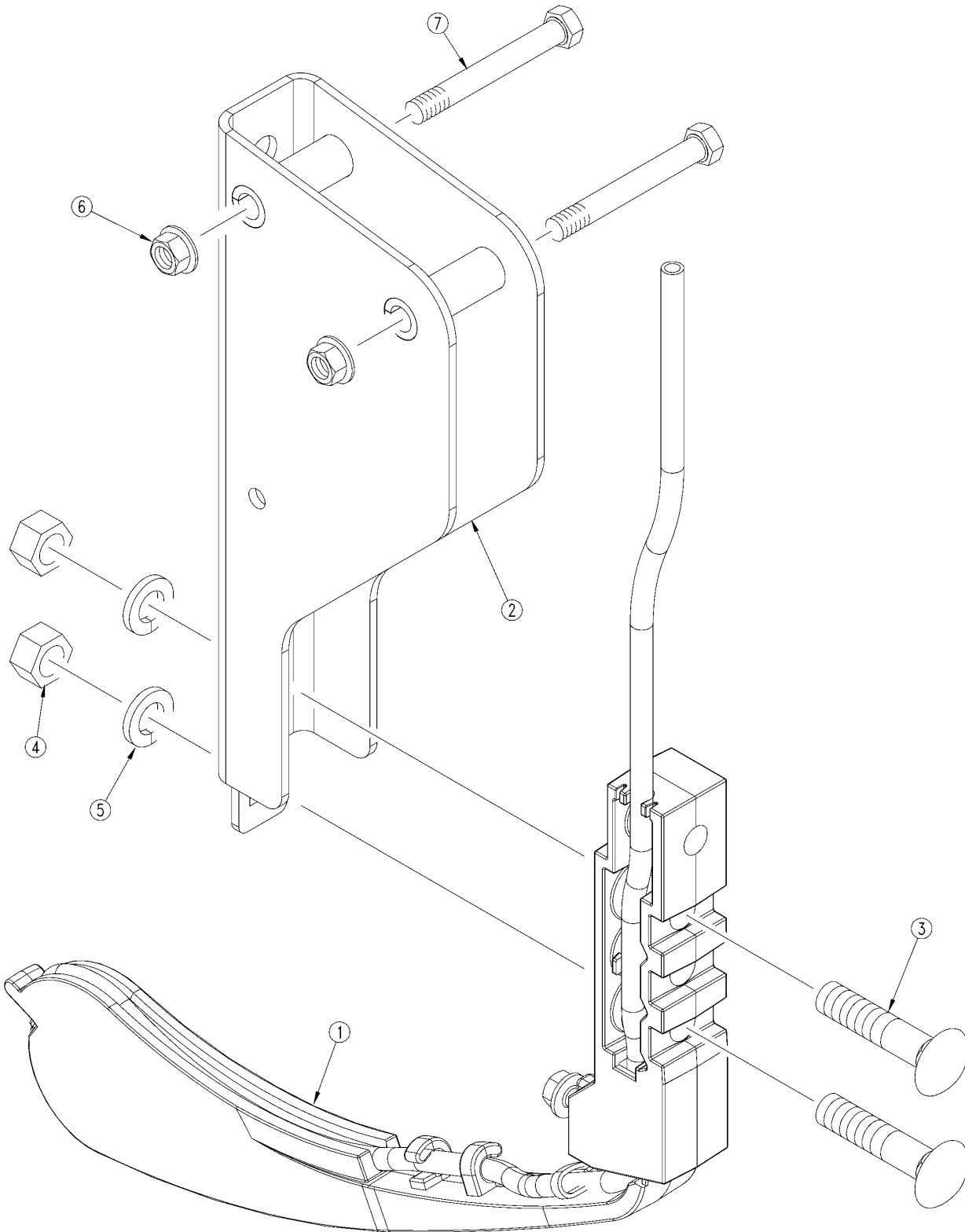
HD10 Series Opener Body

(Applies to 3N-4010 & 3N-4010HDF only)

Ref	Part No.	Part Description	Comments	Revision
	dwg23356	Image No.		
1.	298-855H	HD10P OPENER WELDMENT		
2.	800-112C	CABLE TIE .19X7.25 1.75D 50LB		
3.	805-063C	PIN COTTER 3/32 X 1 LONG		
4.	817-328C	T-HANDLE ASSEMBLY		
5.	805-186C	PIN ROLL 5/32 X 5/8 PLT		
6.	807-106C	SPRING .540 O.D.X 1 1/4 X.054W		
7.	817-347C	OPENER TRUNION		
8.	805-154C	PIN CLEVIS 3/8 X 2 1/8 USABLE		
9.	403-215S	SEED TUBE FPU TUBE & CLIP	Includes items 30 & 31	
10.	805-250C	PIN ROLL 5/16 X 7/8		
11.	805-335C	PIN ROLL 5/16 X 5/8 PLT		
12.	404-170H	25P SCRAPER SEPARATOR WLDMT		
13.	802-092C	RHSNB 5/16-18X3/4 GR5		
14.	803-043C	NUT HEX WHIZ 5/16-18 PLT		
15.	404-139D	SHIELD, DISK	Used with Unit Mount Coulter	
16.	804-040C	WASHER MACH 1.19 X .63 X 18GA		
17.	188-001V	BEARING AA205DD		
18.	820-287C	4.0 MM 15 DISK (21 DEG BEVEL)		
19.	890-466C	RIBB BRG FLNG .266 MT HOLE PLT		
20.	800-213C	RIVET,BUTTON HEAD 1/4 X 1/2		
21.	404-121S	4.0 MM 15 DISC W/ 5/8 ASSY		
22.	107-111D	DD BRG FLANGE DUST COVER		
23.	802-228C	HHCS 5/8-11X1 1/2 GR5 NYL		
24.	805-190C	PIN CLEVIS 1/4 X 2 55/64 USBL		
25.	198-318D	HD10 OPENER SEED TUBE TOP CAP		
26.	288-310H	TRASH GUARD WELDMENT	Used without Coulter	
27.	816-037C	END WHEEL FERTILIZER HOSE		
28.	803-169C	NUT HEX FLG. LOCK 1/2-13 PLT.		
29.	802-183C	RHSNB 1/2-13X1 GR5		
30.	817-696C	SEED TUBE 25S FPU TB&CAP NO HL		
31.	198-331D	SEED TUBE 25S HOOK CLIP		

HD10 Series Keeton Seed Firmer (Option)

(Applies to 3N-4010 & 3N-4010HDF only)



21855

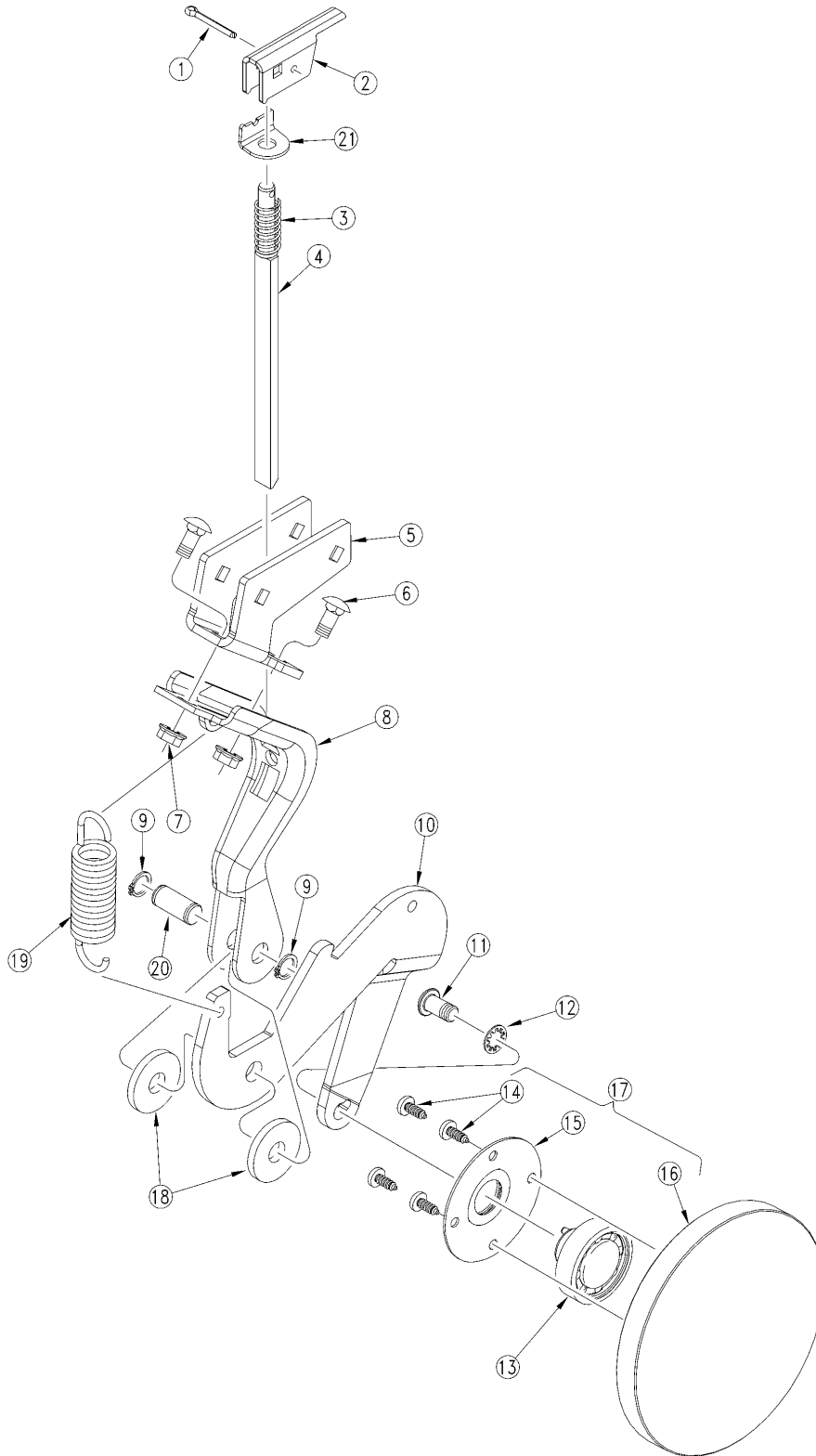
HD10 Series Keeton Seed Firmer (Option)

(Applies to 3N-4010 & 3N-4010HDF only)

Ref	Part No.	Part Description	Comments	Revision
	dwg21855	Image No.		
1.	120825	KEETON NARROW TAIL		
2.	129BXT822	BRACKET FOR 890-840C REV A&B		
3.	802-252C	RHSNB 3/8-16X1 3/4 GR5		
4.	803-014C	NUT HEX 3/8-16 PLT		
5.	804-013C	WASHER LOCK SPRING 3/8 PLT		
6.	803-043C	NUT HEX WHIZ 5/16-18 PLT		
7.	802-172C	HHCS 5/16-18X2 1/2 GR5		

HD10 Series Seed-Lok (Option)

(Applies to 3N-4010 & 3N-4010HDF only)



17663

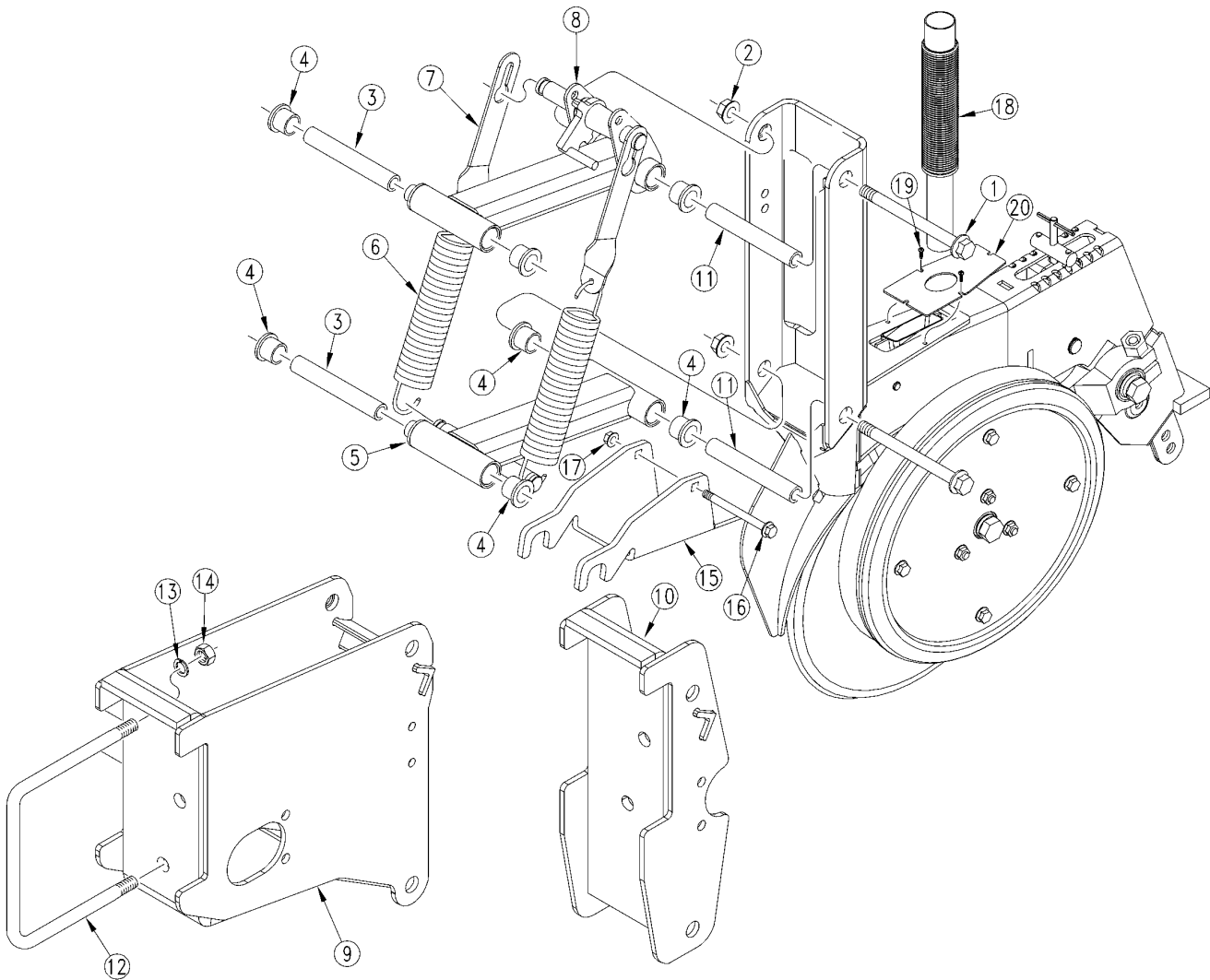
HD10 Series Seed-Lok (Option)

(Applies to 3N-4010 & 3N-4010HDF only)

Ref	Part No.	Part Description	Comments	Revision
	dwg17663	Image No.		
1.	805-045C	PIN COTTER 5/32 X 1 1/4 LG		
2.	404-213D	LEVER, SEED LOK		
3.	807-106C	SPRING .540 O.D.X 1 1/4 X.054W		
4.	404-088H	LOCK ROD WELD		
5.	404-144D	SEED LOK MOUNT		
6.	802-092C	RHSNB 5/16-18X3/4 GR5		
7.	803-043C	NUT HEX WHIZ 5/16-18 PLT		
8.	206-010D	JD KINZE SEED LOK LOWER MOUNT		
9.	800-166C	SNAP RING 1/2 EXTERNAL HEAVY		
10.	404-061D	SEED LOK WHEEL ARM		
11.	801-078C	SCR HX SKT BUT CP 3/8-16X3/4		
12.	804-078C	WASHER INTERNAL STAR 3/8 PLT.		
13.	122-231A	RPBY 188-008V		
14.	801-084C	SCR PH THD FMG #10X1/2 TP ZP		
15.	816-173C	RETAINER W/BONDED SEAL 4BLT		
16.	817-191C	5/8 X 6 SEED LOK WHEEL		
17.	206-014S	6 SEED LOK ASSEMBLY		
18.	804-112C	WASHER 1.5 X .51 X .187		
19.	807-125C	SPRING EXT 1 X 4 X .135 WD		
20.	206-011D	SEED LOK PIVOT PIN		
21.	404-212D	LEVER STOP		

20 Series Opener Arms & Mounts

(Applies to 3N-4020 only)



20459

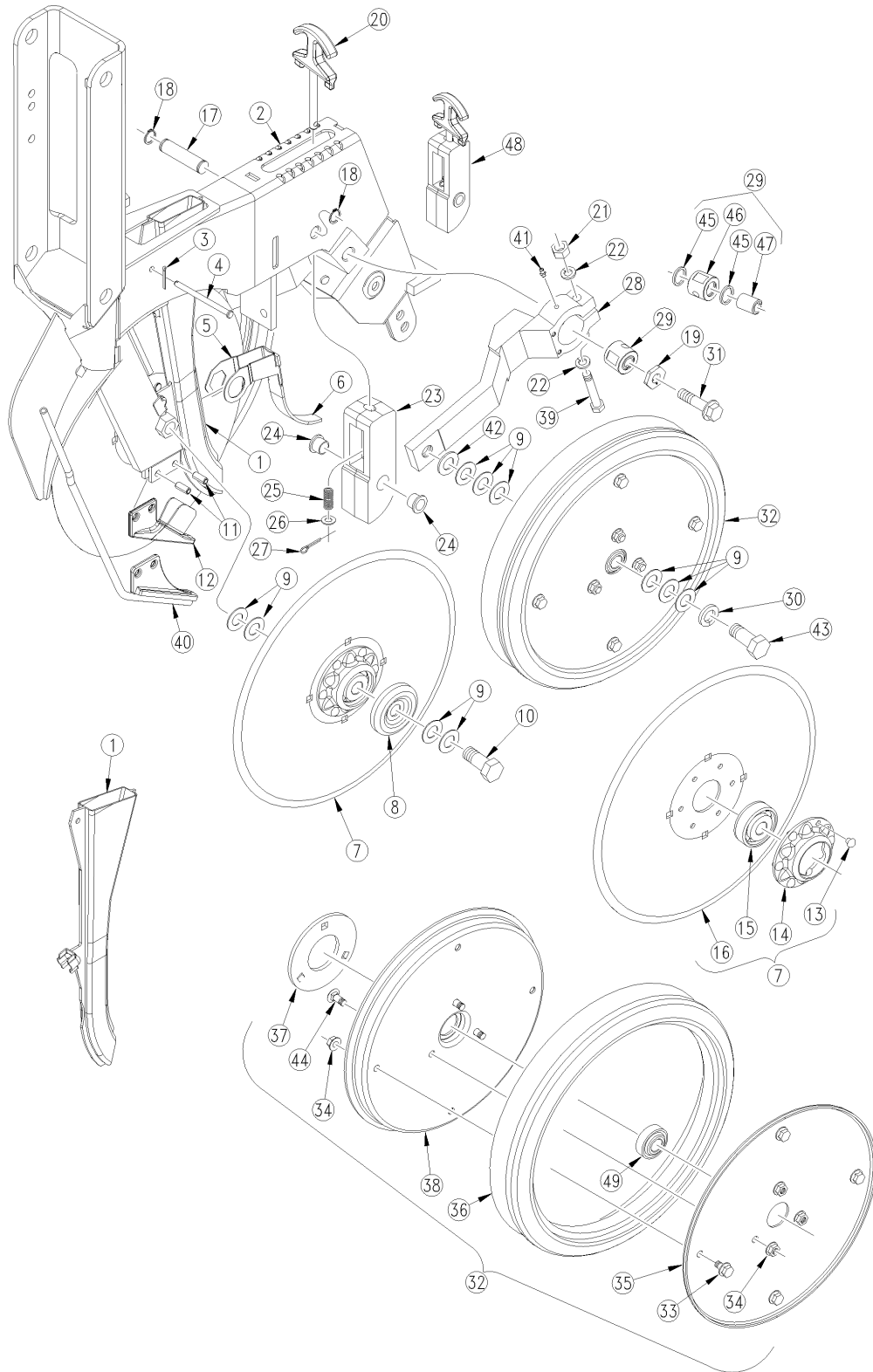
20 Series Opener Arms & Mounts

(Applies to 3N-4020 only)

Ref	Part No.	Part Description	Comments	Revision
	dwg20459	Image No.		
1.	802-419C	HFS 1/2-13 X 5 3/4		
2.	803-169C	NUT HEX FLG. LOCK 1/2-13 PLT.		
3.	198-246D	SING OPENER INNER PIVOT TUBE		
4.	817-084C	PARALLEL ARM PIVOT BUSHING		
5.	198-619H	SING OPENER LOWER ARM WELDMENT		
6.	807-116C	SPRING EXT 1 5/8OD X 6.6X.177	Used with 1x12 Press Wheels.	
6.	807-076C	SPRING EXT 1.575O.D.X.225 WIRE	Used with 1x10 Press Wheels.	
7.	198-239D	6 13/16 SPRING STRAP	Used with 807-116C.	
7.	198-240D	3 13/32 SPRING STRAP	Used with 807-076C.	
8.	198-618H	SING OPENER UPPER ARM WELDMENT		
9.	198-614H	PSS OPENER MOUNT REAR WLDMT		
10.	198-613H	PSS OPENER MOUNT FRONT WLDMT		
11.	198-247D	20 SER SING FRT INNER PIVOT TB		
12.	806-053C	U-BOLT 5/8-11 X 7 1/32 X 6 1/2		
13.	804-022C	WASHER LOCK SPRING 5/8 PLT		
14.	803-021C	NUT HEX 5/8-11 PLT		
15.	122-172D	10P 20P UP FLOAT LIMITER	Center frame openers only	
16.	802-274C	HHCS 1/4-20X3 GR5		
17.	803-007C	NUT-LOCK 1/4-20 PLT		
18.	816-037C	END WHEEL FERTILIZER HOSE		
19.	801-002C	SCREW HEX SLT10-16X1/2P.TH D CT		
20.	196-849D	3N-40 SEED HOSE CLAMP PLATE		

20 Series Opener Body

(Applies to 3N-4020 only)



20485

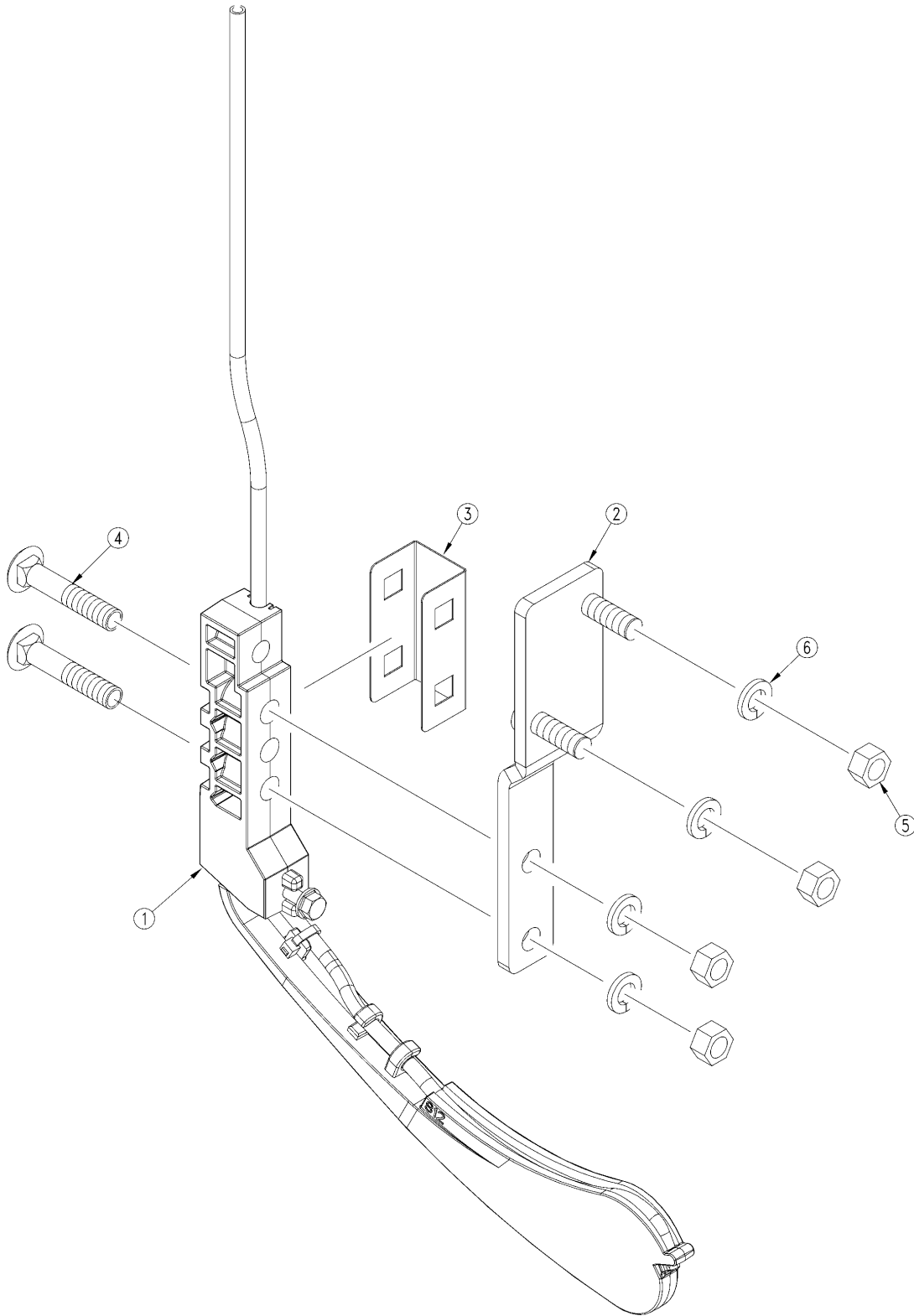
20 Series Opener Body

(Applies to 3N-4020 only)

Ref	Part No.	Part Description	Comments	Revision
	dwg20485	Image No.		
1.	817-530C	3N-40 SEED TUBE NO SENSOR HOLE		
2.	198-615H	20 SERIES SINGULATING OPENER		
3.	805-063C	PIN COTTER 3/32 X 1 LONG		
4.	805-296C	PIN CLEVIS 1/4X1 31/64 USBL		
5.	198-241D	SEED FLAP MOUNTING CLIP, SING		
6.	816-302C	SEED FLAP, RUBBER, SEED-LOK	Used with Seed-Lok (shown).	
6.	817-349C	SEED FLAP, UHMW, LONG	Used without Seed-Lok.	
7.	107-133S	RPBY 107-135S	Includes 13-16	
8.	107-138S	DD W/205 BRG-PLD FLNG-4MM		
9.	804-040C	WASHER MACH 1.19 X .63 X 18GA		
10.	802-228C	HHCS 5/8-11X1 1/2 GR5 NYL		
11.	805-335C	PIN ROLL 5/16 X 5/8 PLT		
12.	198-491H	SCRAPER-SPREADER 10-20 SER	S/N 7388B+	
12.	812-309C	SCRAPER-SPREADER 10-20SER 2003	S/N 7387B-	
13.	800-213C	RIVET,BUTTON HEAD 1/4 X 1/2		
14.	890-466C	HSG RIBB FLG 6BOLT PLT		
15.	188-001V	BEARING AA205DD		
16.	820-256C	FLAT DISK BLADE-4MM THICK		
17.	198-202D	20 SER OPNR CAM PIN		
18.	800-118C	SNAP RING EXT 5/8 .050 T		
19.	298-324S	RPBY 812-328C		
20.	812-302C	CASTING - STAINLESS T-HANDLE		
21.	803-307C	NUT HEX 7/16-20 GR8		
22.	804-014C	WASHER LOCK 7/16 PLT		
23.	198-201D	20 SER OPNR PW CAM		
24.	817-083C	PRESS WHEEL ARM PIVOT BUSHING		
25.	807-172C	SPRING COMP 5/8 OD X 1 3/4 LG		
26.	804-012C	WASHER FLAT 3/8 SAE PLT		
27.	805-067C	PIN COTTER 1/8 X 3/4		
28.	198-265D	20P SIDE DEPTH WHEEL ARM		
29.	198-998S	20P ELIMINATOR BUSHING ASSY	Includes 45-47	
30.	804-022C	WASHER LOCK SPRING 5/8 PLT		
31.	802-179C	HHCS 5/8-11X2 1/2 GR5 NYL		
32.	198-057S	2X13 DEPTH WHEEL ASSY	Includes 33-38, 44 & 49	
33.	802-352C	HFSS 5/16-18X1/2 GR5		
34.	803-043C	NUT HEX WHIZ 5/16-18 PLT		
35.	814-082C	2X13 D.W. OUTER RIM HALF		
36.	814-083C	2X13 SIDE DEPTH TIRE		
37.	198-183D	20 SER SIDE DEPTH WL STIFF PLT		
38.	814-081C	2X13 D.W. INNER RIM HALF		
39.	802-694C	HHCS 7/16-20 2 3/4 GR8		
40.	122-257H	SEP &FERT TUBE 10-20SER 1999	Option	
41.	800-001C	GREASE ZERK STRAIGHT 1/4-28		
42.	804-195C	WASHER FLAT 1.31ODX.65IDX.188T		
43.	802-430C	HHCS 5/8-11X2 GR5 NYL		
44.	802-092C	RHSNB 5/16-18X3/4 GR5		
45.	816-723C	U CUP SEAL		
46.	298-001D	20P DEPTH WHL OUTER BUSHING		
47.	198-266D	20P DEPTH WHL ECCENTRIC BUSHNG		
48.	198-956K	20 SER OPENER T-HANDLE SUBASSY	Includes 20, 23-27	
49.	822-095C	BRG INS .63IDX1.57OD GBL LIP		

Keeton Seed Firmer (Option)

(Applies to 3N-4010 & 3N-4010HDF, 3N-4020 only)



20252

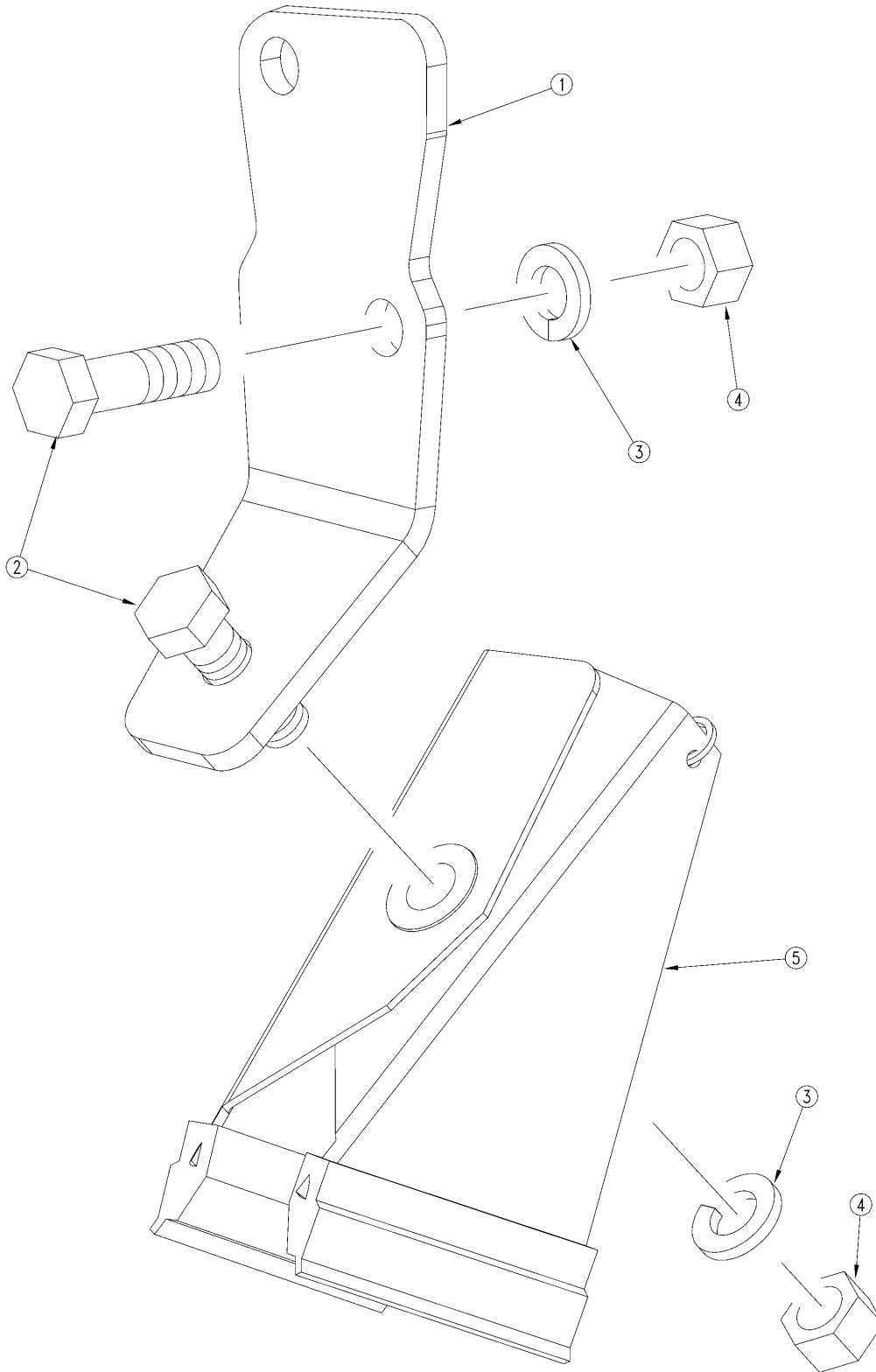
Keeton Seed Firmer (Option)

(Applies to 3N-4010 & 3N-4010HDF, 3N-4020 only)

Ref	Part No.	Part Description	Comments	Revision
	dwg20252	Image No.		
1.	120825	KEETON NARROW TAIL		
2.	129001	KEETON BRACKET 10/20 SERIES		
3.	129BXT827	KEETON GUARD		
4.	802-411C	RHSNB 3/8-16X2 GR5		
5.	803-014C	NUT HEX 3/8-16 PLT		
6.	804-013C	WASHER LOCK SPRING 3/8 PLT		

Air Design Scraper (Option)

(Applies to 3N-4010 & 3N-4010HDF, 3N-4020 only)



20434

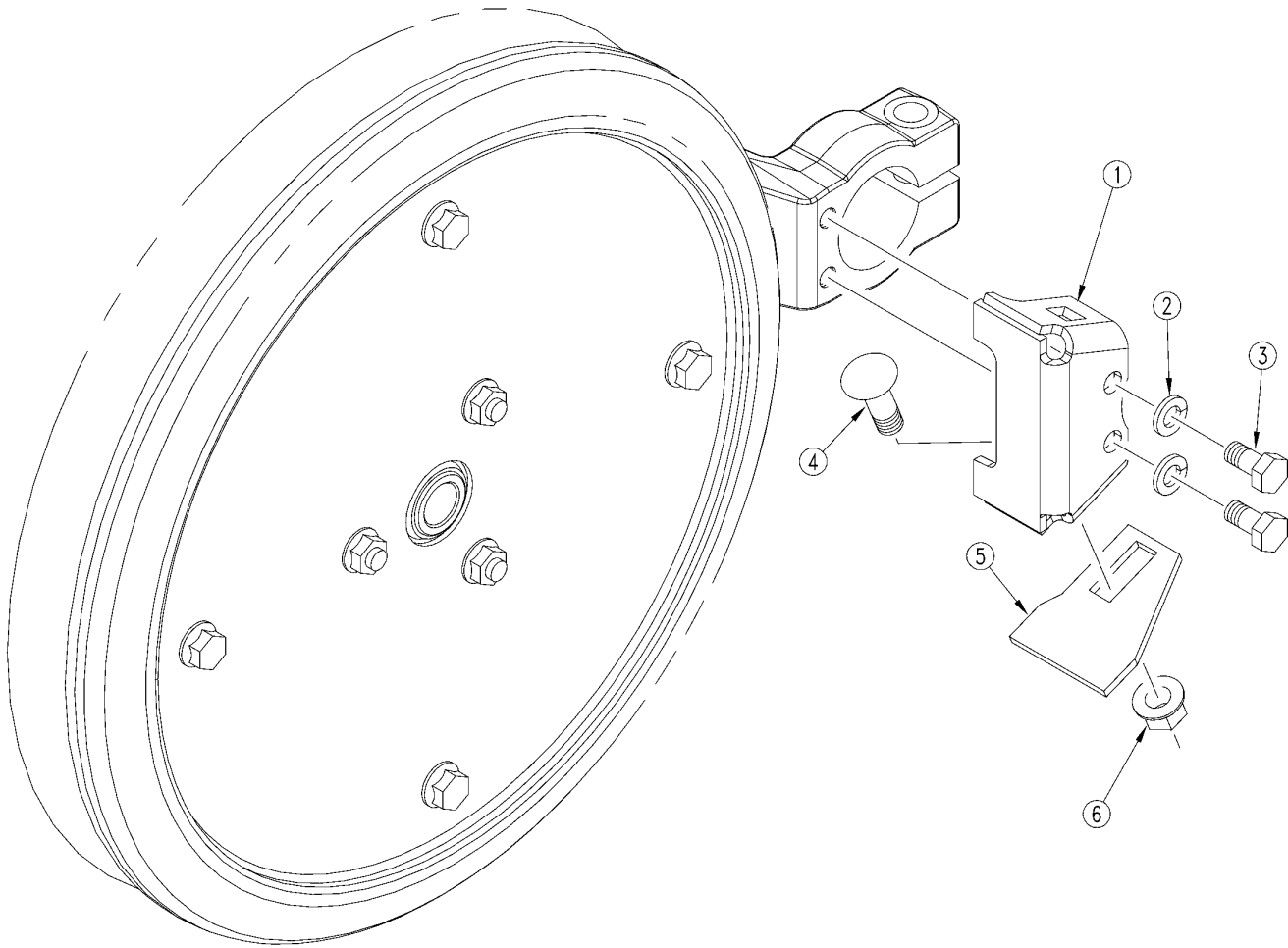
Air Design Scraper (Option)

(Applies to 3N-4010 & 3N-4010HDF, 3N-4020 only)

Ref	Part No.	Part Description	Comments	Revision
	dwg20434	Image No.		
1.	122-168D	10P20P AD INSIDE SCRAPER MOUNT		
2.	802-079C	HHCS 3/8-16X1 1/4 GR5		
3.	804-013C	WASHER LOCK SPRING 3/8 PLT		
4.	803-014C	NUT HEX 3/8-16 PLT		
5.	890-357C	SCRAPER-SPRING LOAD-AIR DESIGN		

Side Wheel Scraper (Option)

(Applies to 3N-4010 & 3N-4010HDF, 3N-4020 only)



20185

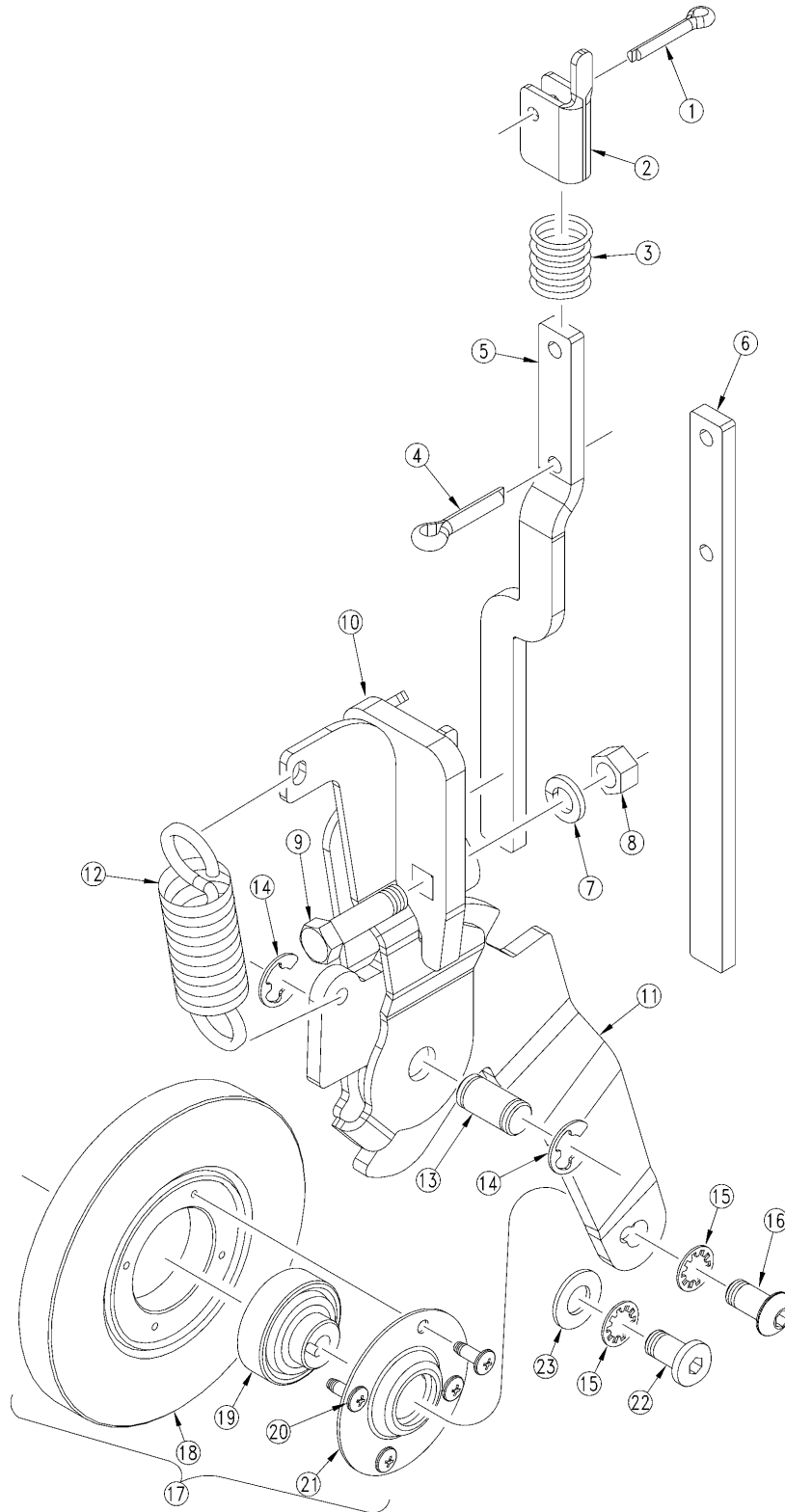
Side Wheel Scraper (Option)

(Applies to 3N-4010 & 3N-4010HDF, 3N-4020 only)

Ref	Part No.	Part Description	Comments	Revision
	dwg20185	Image No.		
1.	198-264D	20P SIDE WHEEL SCRAPER MOUNT		
2.	804-009C	WASHER LOCK SPRING 5/16 PLT		
3.	802-705C	HHCS 5/16-18X5/8		
4.	802-149C	RHSNB 3/8-16X3/4 GR5		
5.	198-263D	20P SIDE WHEEL SCRAPER		
6.	803-209C	NUT FLANGE LOCK 3/8-16 PLT		

10 & 20 Series Seed-Lok (Option)

(Applies to 3N-4010 & 3N-4010HDF, 3N-4020 only)



20039

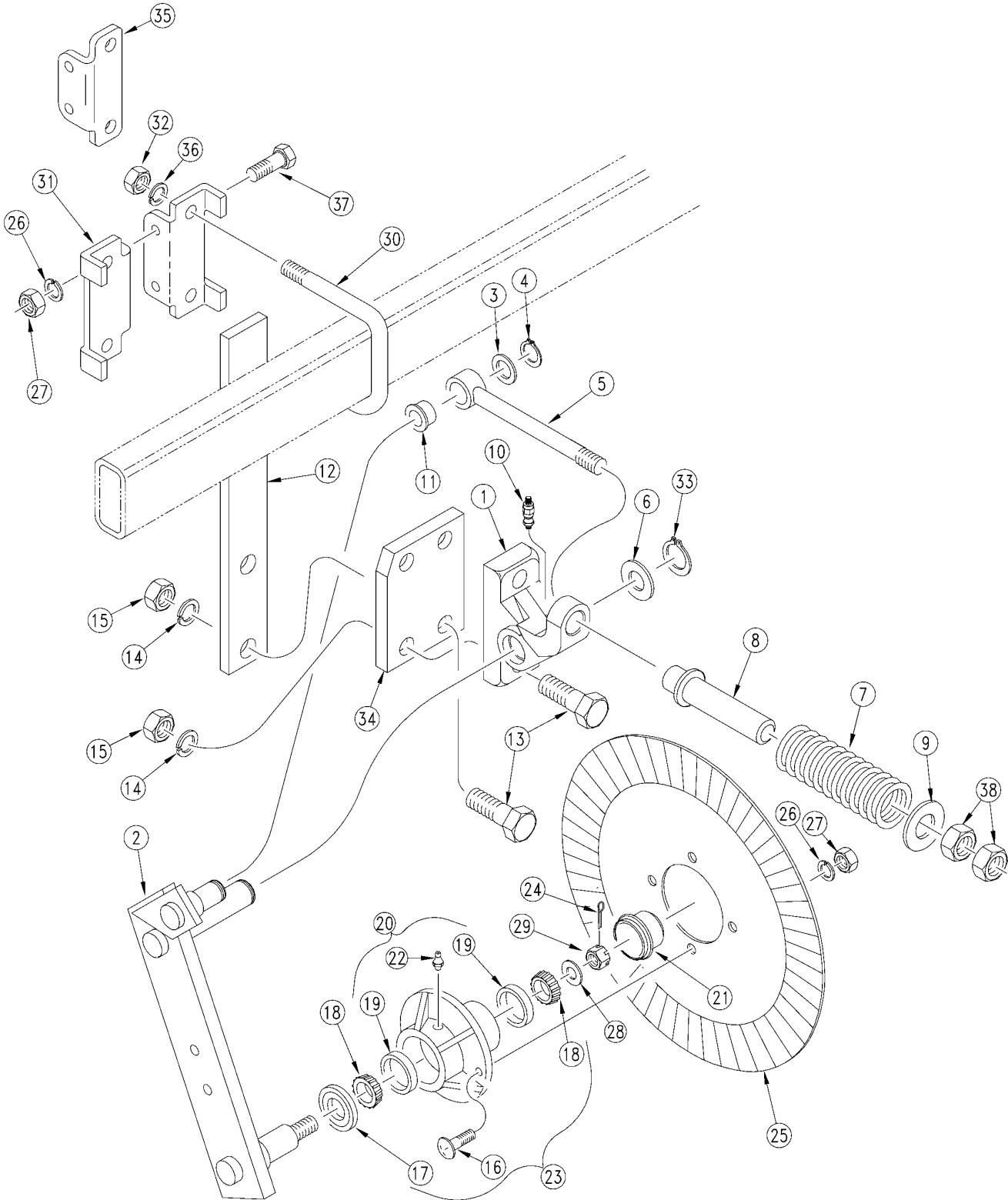
10 & 20 Series Seed-Lok (Option)

(Applies to 3N-4010 & 3N-4010HDF, 3N-4020 only)

Ref	Part No.	Part Description	Comments	Revision
	dwg20036	Image No.		
1.	805-069C	PIN COTTER 3/16 X 1		
2.	122-166D	SEED LOCK LOCK-UP CAM		
3.	807-188C	SPRING COMP .85ODX2.0LGX.067W		
4.	805-020C	PIN COTTER 1/4 X 1 PLT		
5.	122-167D	10 SER SEED LOCK LOCK-UP BAR	Shown.	
6.	122-165D	20 SER SEED LOCK LOCK-UP BAR		
7.	804-013C	WASHER LOCK SPRING 3/8 PLT		
8.	803-014C	NUT HEX 3/8-16 PLT		
9.	802-022C	HHCS 3/8-16X1 1/2 GR5		
10.	122-250H	SEED LOCK MOUNT, SINGULATING		
11.	122-164D	SEED LOCK ARM, SINGULATING		
12.	807-101C	SPRING, 1 O.D.X.125WIREX 3 1/2		
13.	122-120D	5 SEED-LOK WHL ARM PIVOT PIN		
14.	800-093C	RING SNAP EXTERNAL "E" 1/2		
15.	804-078C	WASHER INTERNAL STAR 3/8 PLT.		
16.	801-078C	SCR HX SKT BUT CP 3/8-16X3/4	20 Series only.	
17.	122-201S	SD-LK 203 BEARING WHEEL ASSY	Includes 18,19,20 & 21	
18.	817-134C	5/8 X 5 SEED FIRING WHEEL		
19.	188-008V	BEARING 203 SEED-LOK WITH PIN		
20.	801-084C	SCR PH THD FMG #10X1/2 TP ZP		
21.	816-173C	RETAINER W/BONDED SEAL 4BLT		
22.	801-141C	LHS CP 3/8-16X3/4 GR8 PLATED	10 Series only.	
23.	804-011C	WASHER FLAT 3/8 USS PLT	10 Series only	

Coulter

(Applies to 3N-4010 & 3N-4010HDF, 3N-4020 only)



20263

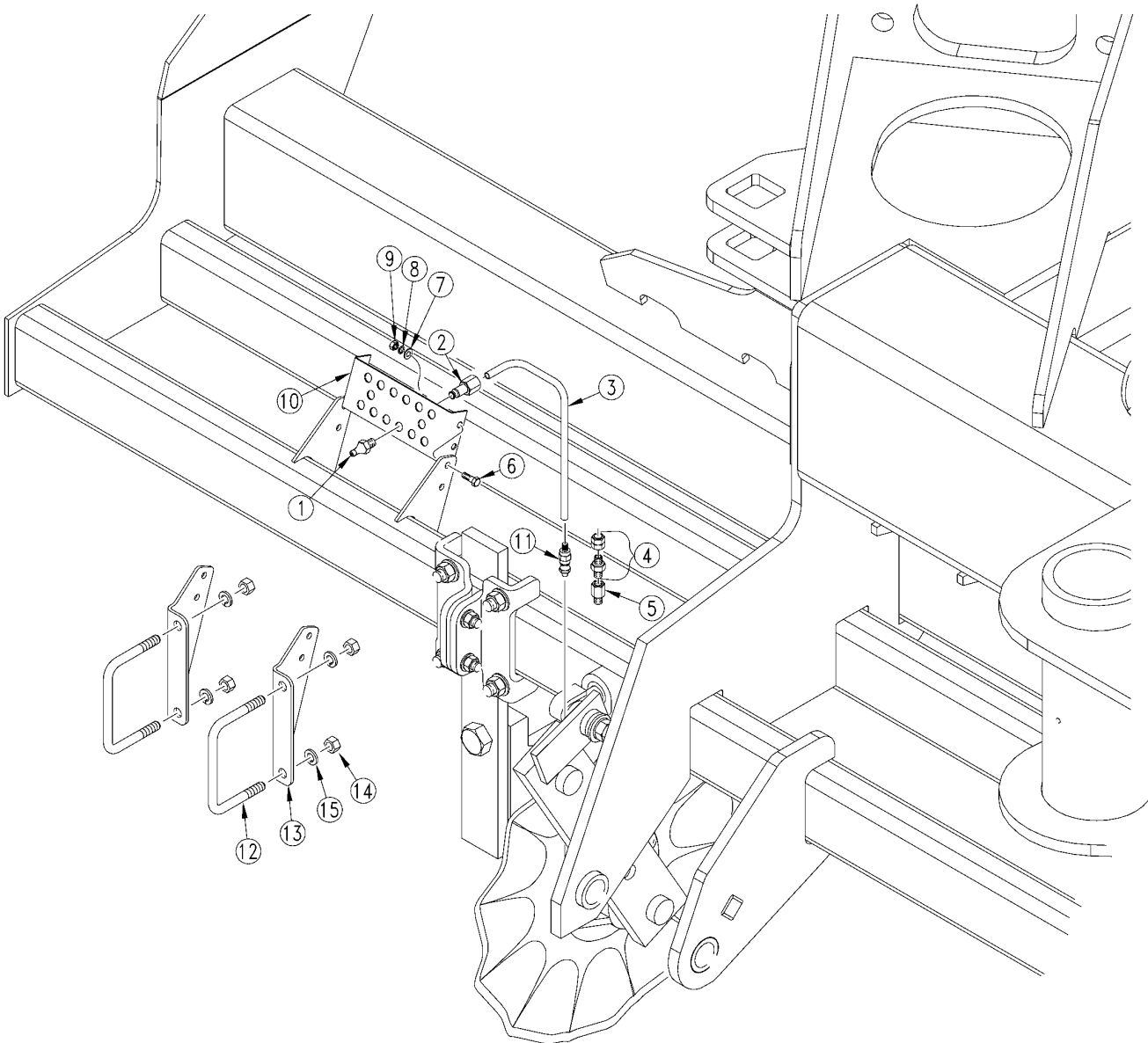
Coulter

(Applies to 3N-4010 & 3N-4010HDF, 3N-4020 only)

Ref	Part No.	Part Description	Comments	Revision
	dwg20263	Image No.		
1.	249-050S	CLTR CASTING ASSY		
2.	249-051H	CLTR SWING ARM WLMT		
3.	804-156C	WASHER MACH 1 1/4X3/4X14GA		
4.	800-164C	SNAP RING 3/4 EXTERNAL HEAVY		
5.	802-718C	EYE BOLT 3/4-10X14 3/4 LG SP		
6.	804-165C	WASHER MACH 1 7/8X1 1/4X 14GA		
7.	149-559D	SPRING 2.25 O.D. X .5 COIL		
8.	805-331C	COULTER SPRING GUIDE TUBE		
9.	149-558D	COULTER SPRING WASHER		
10.	800-211C	GREASE ADAPT 1/4-28M X 1/4 TB		
11.	817-513C	BUSHING 1X3/4X1 1/8 FLG HD		
12.	204-295D	COULTER SPRING BAR 14 3/4 BLK		
12.	204-269D	LONG COULT. SPRING BAR	HD10 only	
13.	802-332C	HHCS 7/8-9X3 GR5		
14.	804-037C	WASHER LOCK SPRING 7/8 PLT		
15.	803-049C	NUT HEX 7/8-9 PLT		
16.	802-214C	RHSNB 1/2-13X1 1/4 GR5		
17.	816-009C	OIL-SEAL DOUBLE LIP		
18.	822-021C	BEARING CONE LM-67048		
19.	822-020C	BEARING CUP LM-67010		
20.	200-039V	COULTER HUB & CUP ASSY	Includes items 19,22	
21.	200-001D	HUB GREASE CAP		
22.	800-001C	GREASE ZERK STRAIGHT 1/4-28		
23.	200-002S	COULTER HUB PACKAGE	Includes items 16,17,18,20	
24.	805-017C	PIN COTTER 3/16 X 1 3/4 PLT		
25.	820-018C	COULTER BLADE FLUTED		
25.	820-116C	17 COULTER BLADE 5/8 WAVY		
25.	820-082C	17 COULTER BLADE 3/4 WAVY		
25.	820-156C	5/8 WAVY TURBO BLADE		
26.	804-015C	WASHER LOCK SPRING 1/2 PLT		
27.	803-020C	NUT HEX 1/2-13 PLT		
28.	804-055C	WASHER SPINDLE - 7/8		
29.	803-029C	NUT HEX SLOTTED 7/8-14 PLT		
30.	806-106C	U-BOLT 5/8-11 X 4 1/32 X 4		
31.	149-059D	COULTER CLAMP BAR		
32.	803-021C	NUT HEX 5/8-11 PLT		
33.	800-177C	SNAP RING EXT 1 1/4 HEAVY		
34.	149-086D	OFFSET COULTER MOUNT PLATE		
35.	197-010D	OFFSET COULTER BRKT F/LH BOX		
36.	804-022C	WASHER LOCK SPRING 5/8 PLT		
37.	802-082C	HHCS 1/2-13X1 3/4 GR5		
38.	803-048C	NUT HEX JAM 3/4-10 PLT		

Grease Bank

(Applies to 3N-4010 & 3N-4010HDF, 3N-4020 only)



20333

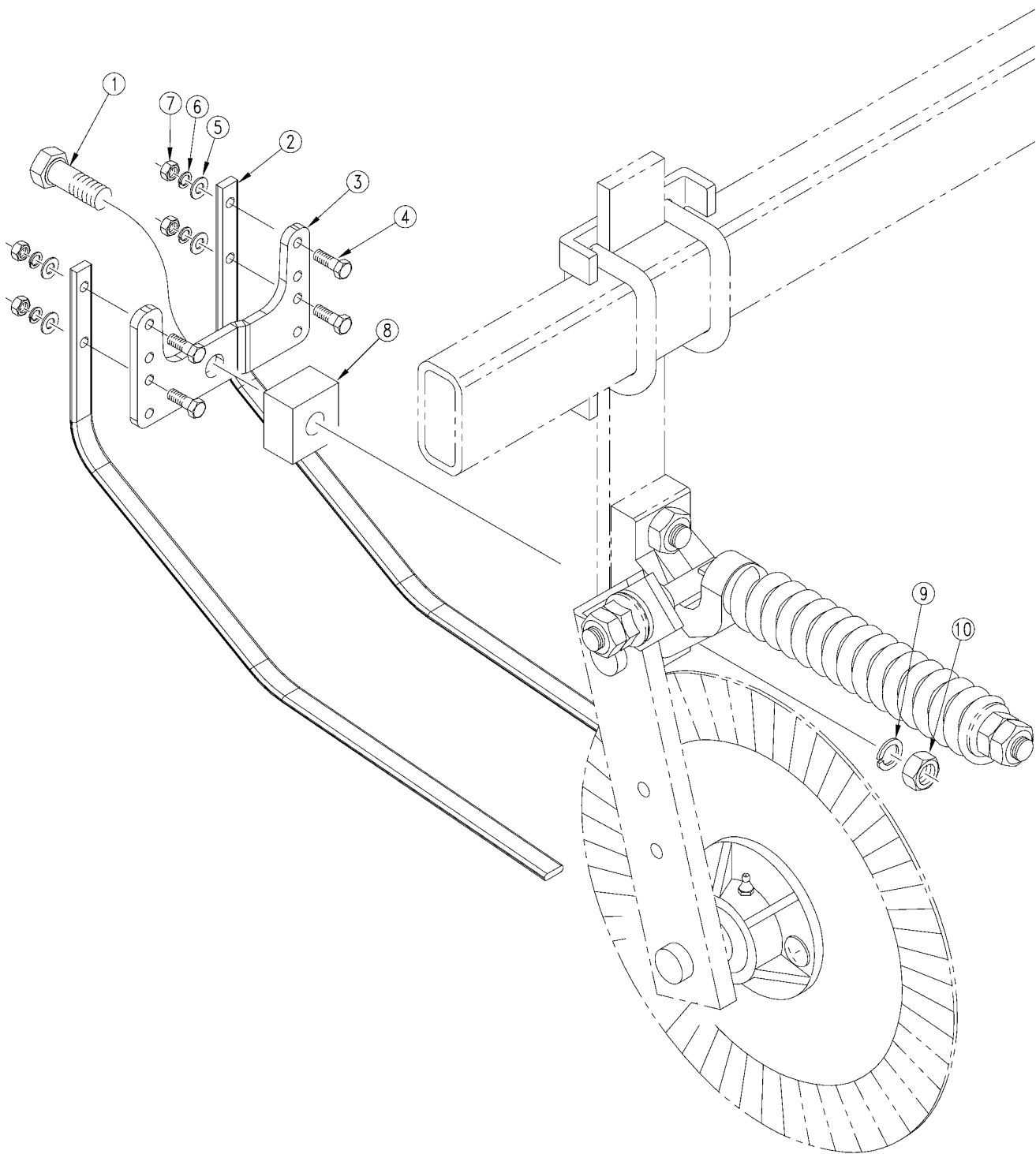
Grease Bank

(Applies to 3N-4010 & 3N-4010HDF, 3N-4020 only)

Ref	Part No.	Part Description	Comments	Revision
	dwg20333	Image No.		
1.	800-130C	GREASE ZERK STRAIGHT 1/8-27NPT		
2.	800-449C	AD PUSH 1/4 TUBE 1/8 FNPT		
3.	990-109R	TUBE NYLON 1/4OD X 062WL		
4.	800-157C	FTG TUBE,CONNECTOR 1/8 MNPT		
5.	800-156C	FTG ADAPTER,1/8 FNPT X 1/4-28M		
6.	802-148C	HFSS 1/4-20X1/2 GR5		
7.	804-007C	WASHER FLAT 1/4 SAE PLT		
8.	804-006C	WASHER LOCK SPRING 1/4 PLT		
9.	803-006C	NUT HEX 1/4-20 PLT		
10.	197-194D	GREASE BANK MOUNT		
11.	800-211C	GREASE ADAPT 1/4-28M X 1/4 TB		
12.	806-111C	U-BOLT 3/8-16 X 4 1/32 X 2 3/4		
13.	197-058D	GREASE BANK MOUNT PLATE BOLTON		
14.	803-014C	NUT HEX 3/8-16 PLT		
15.	804-013C	WASHER LOCK SPRING 3/8 PLT		

Coulter Tine (Option)

(Applies to 3N-4010 & 3N-4010HDF, 3N-4020 only)



19679

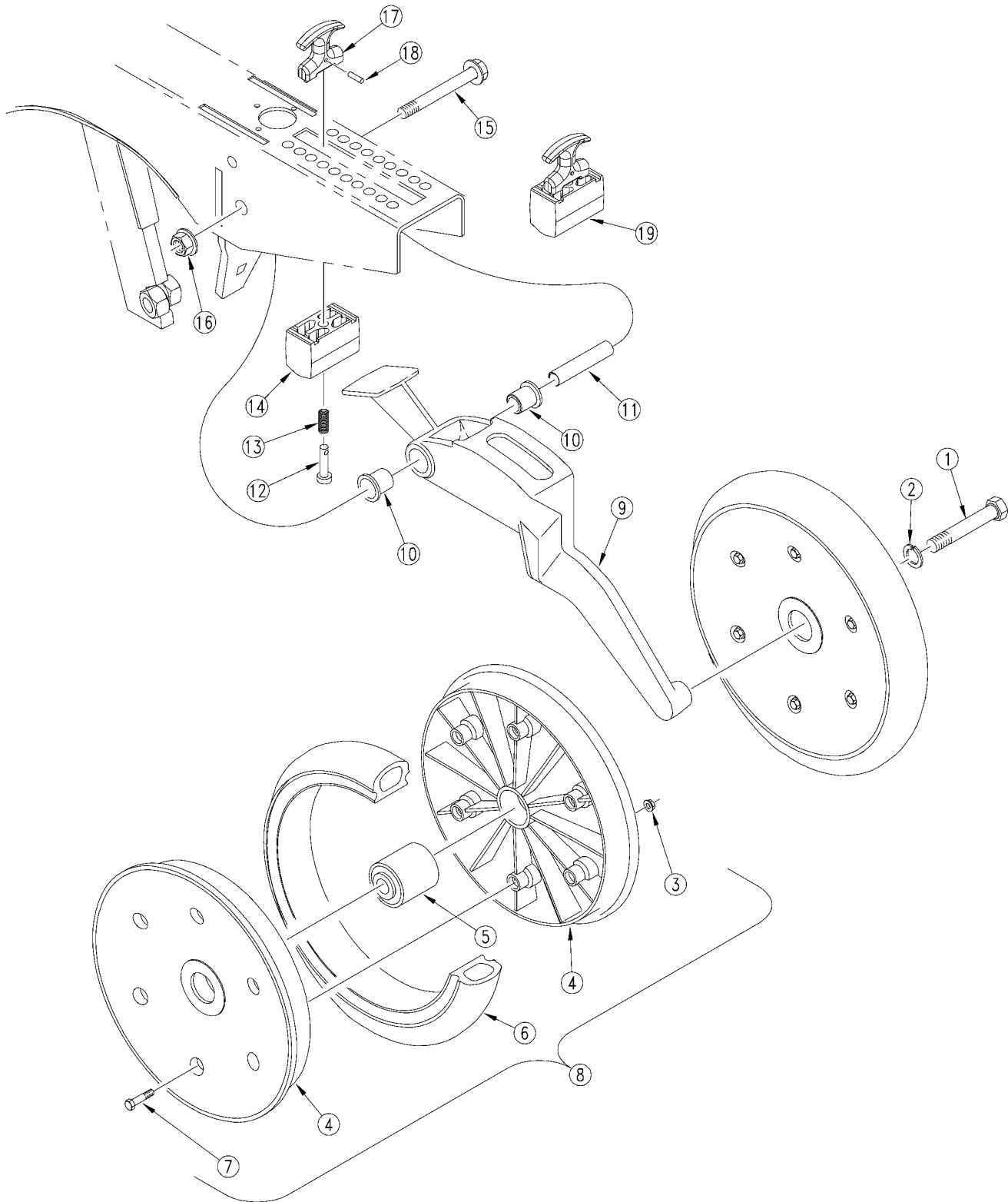
Coulter Tine (Option)

(Applies to 3N-4010 & 3N-4010HDF, 3N-4020 only)

Ref	Part No.	Part Description	Comments	Revision
	dwg19679	Image No.		
1.	802-126C	HHCS 7/8-9X3 1/2 GR5		
1.	802-178C	HHCS 7/8-9X5 1/2 GR5	Use with part number 196-602D	
2.	820-114C	2SNT COULTER TINE		
3.	149-570D	COULTER TINE MOUNT PLATE REAR		
4.	802-022C	HHCS 3/8-16X1 1/2 GR5		
5.	804-011C	WASHER FLAT 3/8 USS PLT		
6.	804-013C	WASHER LOCK SPRING 3/8 PLT		
7.	803-014C	NUT HEX 3/8-16 PLT		
8.	196-602D	COULTER TINE OFFST MNT SPACER	Used with offset coulter mounts only	
9.	804-037C	WASHER LOCK SPRING 7/8 PLT		
10.	803-049C	NUT HEX 7/8-9 PLT		

2" x 13" Single Press Wheel

(Applies to 3N-4010 & 3N-4010HDF, 3N-4020 only)



17439

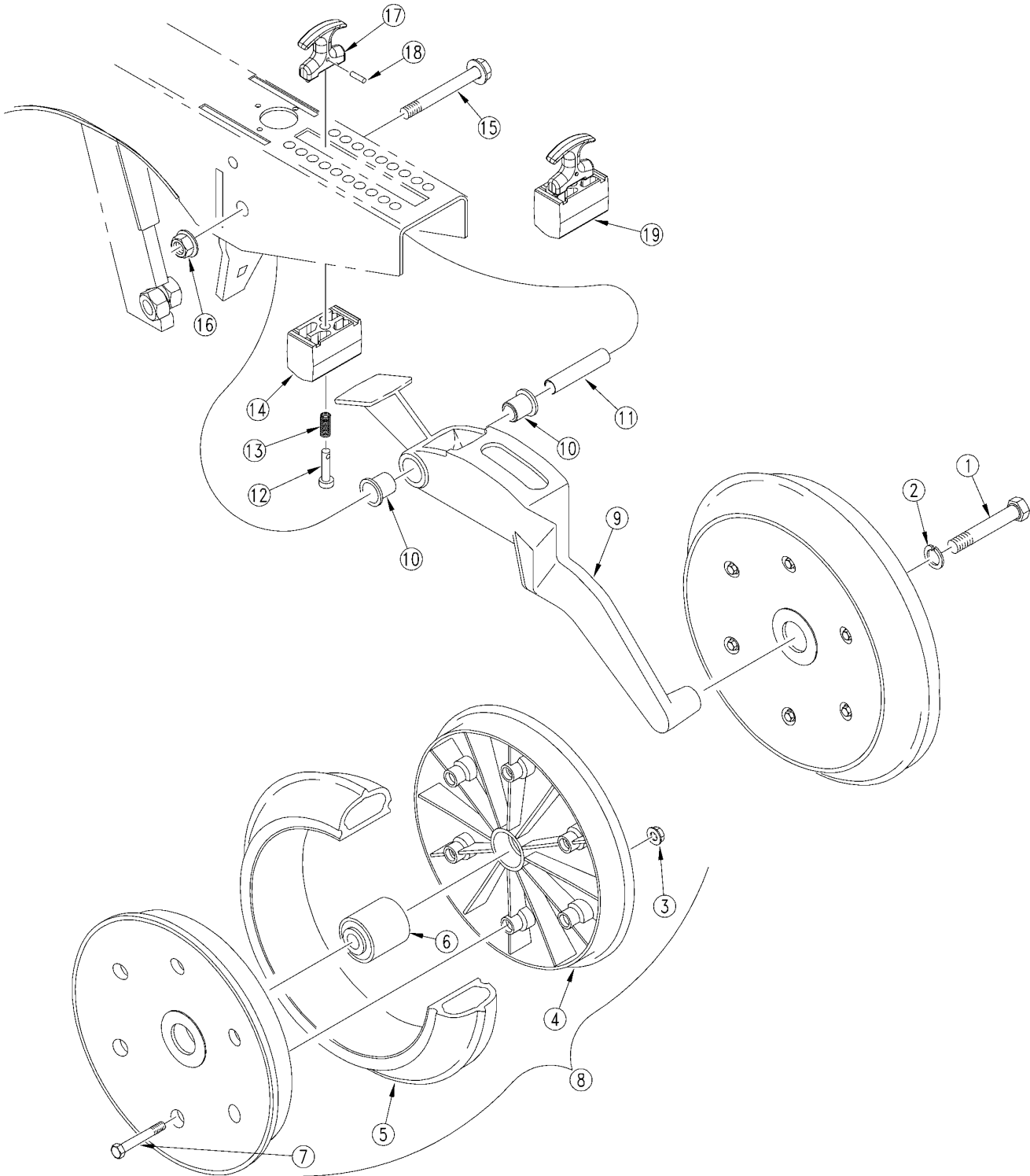
2" x 13" Single Press Wheel

(Applies to 3N-4010 & 3N-4010HDF, 3N-4020 only)

Ref	Part No.	Part Description	Comments	Revision
	dwg17439	Image No.		
1.	802-058C	HHCS 5/8-11X2 1/2 GR5		
2.	804-022C	WASHER LOCK SPRING 5/8 PLT		
3.	803-088C	NUT HEX LOCK 1/4-20 FLG		
4.	817-296C	2 X 13 PRESS WHEEL RIM HALF		
5.	822-170C	BRG .63ID PRESS WHL ASY		
6.	814-159C	2 X 13 PRESS WHEEL TIRE		
7.	802-617C	HHFS 1/4-20 X 1 1/2 GR 5		
8.	814-157C	2 X 13 PRESS WHEEL ASSEMBLY		
9.	199-042D	UNIVERSAL PW ARM MACH 2&3X13		
10.	817-084C	PARALLEL ARM PIVOT BUSHING		
11.	198-137D	PRESS WHEEL PIVOT TUBE		
12.	805-154C	PIN CLEVIS 3/8 X 2 1/8 USABLE		
13.	807-106C	SPRING .540 O.D.X 1 1/4 X.054W		
14.	817-347C	OPENER TRUNION		
15.	802-421C	HFS 1/2-13X3 3/4 GR5 SPTHD		
16.	803-169C	NUT HEX FLG. LOCK 1/2-13 PLT.		
17.	817-328C	T-HANDLE ASSEMBLY		
18.	805-186C	PIN ROLL 5/32 X 5/8 PLT		
19.	122-202S	PW ADJUSTMENT TRUNNION ASSY	Includes 12,13,14,17 & 18	

3" x 13" Single Press Wheel

(Applies to 3N-4010 & 3N-4010HDF, 3N-4020 only)



17438

3" x 13" Single Press Wheel

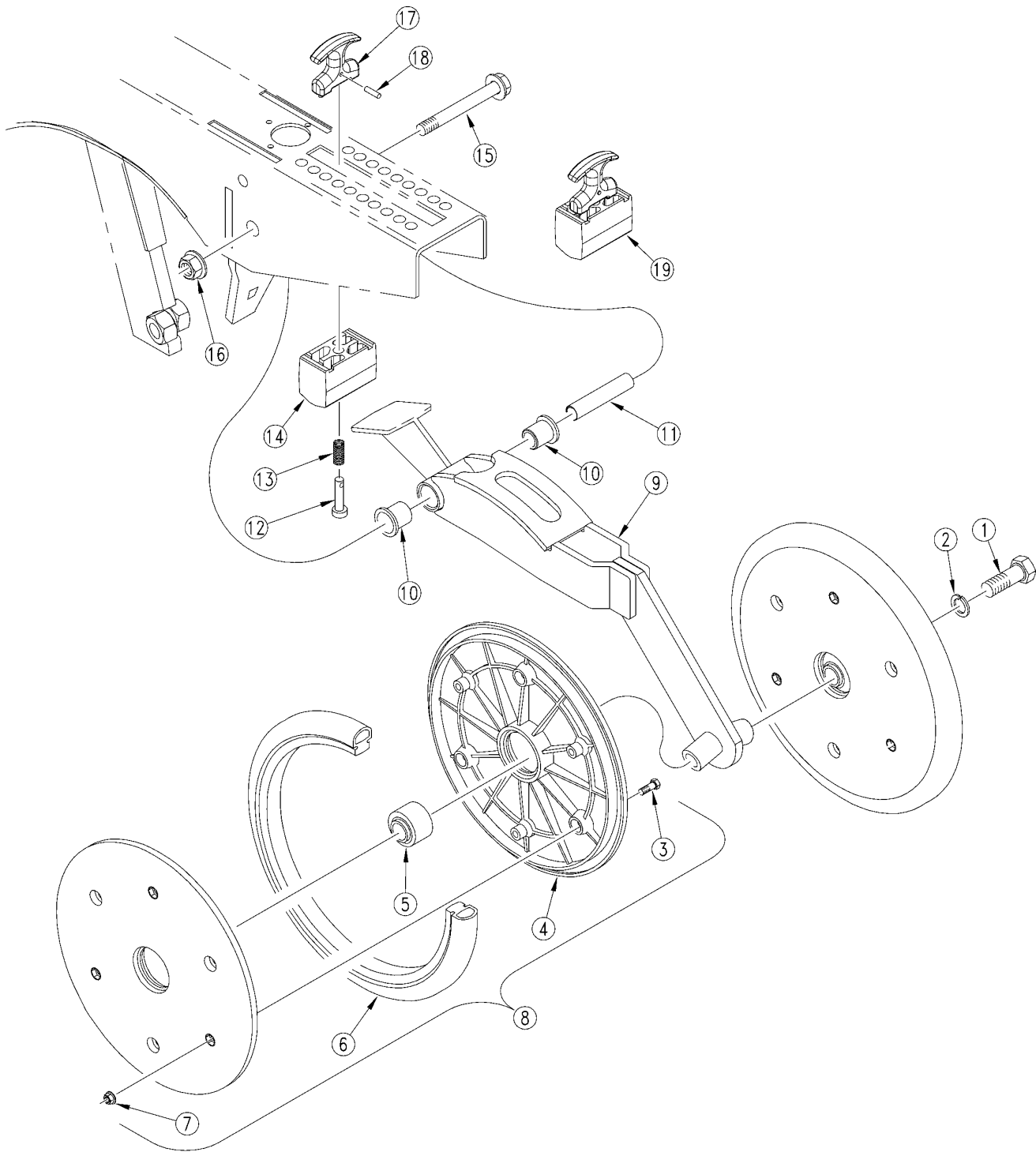
(Applies to 3N-4010 & 3N-4010HDF, 3N-4020 only)

Ref	Part No.	Part Description	Comments	Revision
	dwg17438	Image No.		
1.	802-058C	HHCS 5/8-11X2 1/2 GR5		
2.	804-022C	WASHER LOCK SPRING 5/8 PLT		
3.	803-088C	NUT HEX LOCK 1/4-20 FLG		
4.	817-297C	3 X 13 PRESS WHEEL RIM HALF		
5.	814-160C	3 X 13 PRESS WHEEL TIRE		
6.	822-170C	BRG .63ID PRESS WHL ASY		
7.	802-618C	HHFS 1/4-20 X 2 GR 5		
8.	814-158C	3 X 13 PRESS WHEEL ASSEMBLY		
9.	199-042D	UNIVERSAL PW ARM MACH 2&3X13		
10.	817-084C	PARALLEL ARM PIVOT BUSHING		
11.	198-137D	PRESS WHEEL PIVOT TUBE		
12.	805-154C	PIN CLEVIS 3/8 X 2 1/8 USABLE		
13.	807-106C	SPRING .540 O.D.X 1 1/4 X.054W		
14.	817-347C	OPENER TRUNION		
15.	802-421C	HFS 1/2-13X3 3/4 GR5 SPTHD		
16.	803-169C	NUT HEX FLG. LOCK 1/2-13 PLT.		
17.	817-328C	T-HANDLE ASSEMBLY		
18.	805-186C	PIN ROLL 5/32 X 5/8 PLT		
19.	122-202S	PW ADJUSTMENT TRUNNION ASSY	Includes 12,13,14,17 & 18	

[Table of Contents](#) [Part Number Index](#)

1" x 12" Double "V" Press Wheel (Part 1)

(Applies to 3N-4010 & 3N-4010HDF, 3N-4020 only)



17437

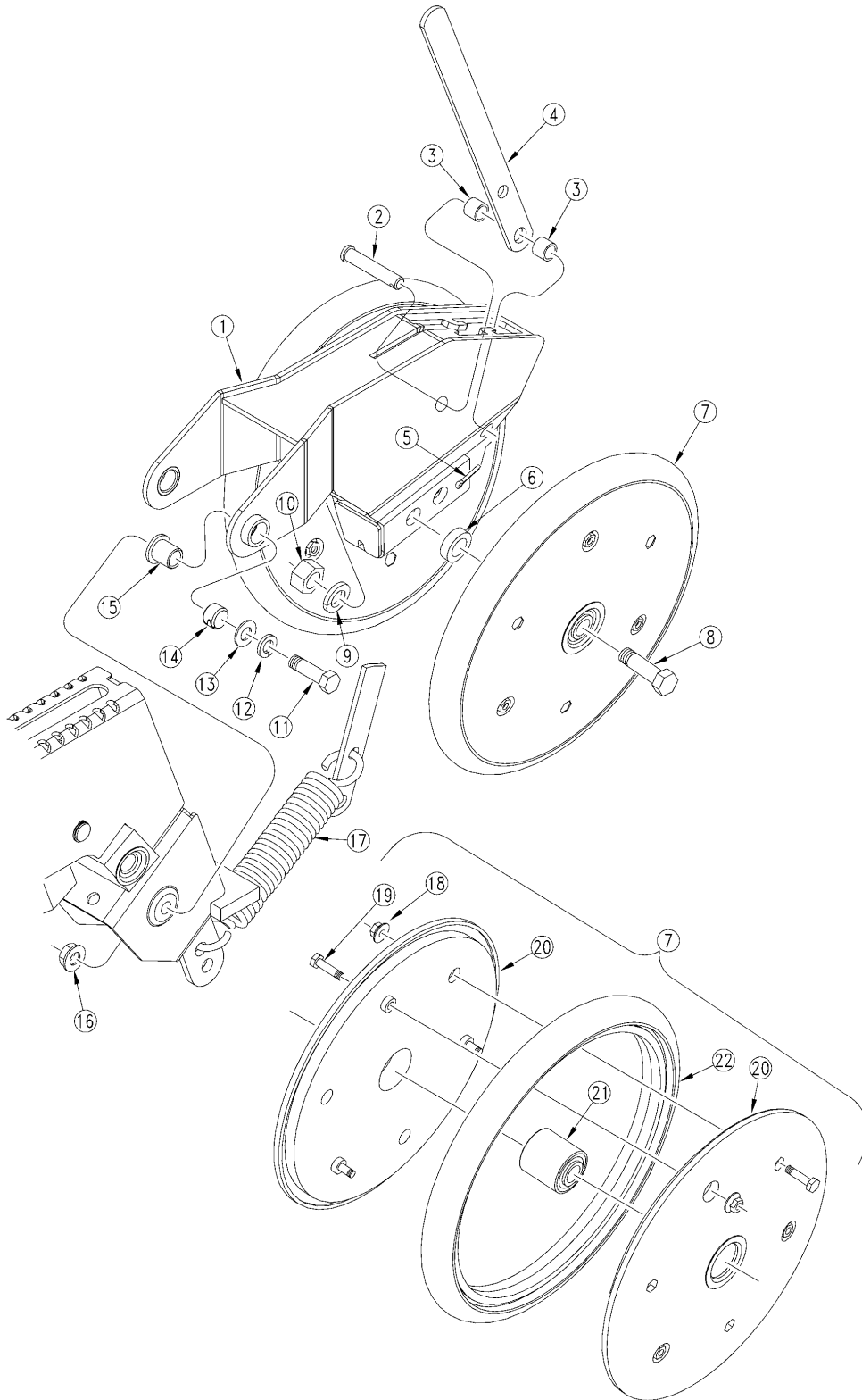
1" x 12" Double "V" Press Wheel (Part 1)

(Applies to 3N-4010 & 3N-4010HDF, 3N-4020 only)

Ref	Part No.	Part Description	Comments	Revision
	dwg17437	Image No.		
1.	802-058C	HHCS 5/8-11X2 1/2 GR5		
2.	804-022C	WASHER LOCK SPRING 5/8 PLT		
3.	802-005C	HHCS 1/4-20X1 GR5		
4.	817-330C	1 X 12 PRESS WHEEL RIM HALF		
5.	822-170C	BRG .63ID PRESS WHL ASY		
6.	814-034C	TIRE RUBBER 1 X 12		
7.	803-088C	NUT HEX LOCK 1/4-20 FLG		
8.	814-174C	1 X 12 PRESS WHL ASSY-5203BRG		
9.	199-022H	98 1X12 PRESS WHEEL WELDMENT		
10.	817-084C	PARALLEL ARM PIVOT BUSHING		
11.	198-137D	PRESS WHEEL PIVOT TUBE		
12.	805-154C	PIN CLEVIS 3/8 X 2 1/8 USABLE		
13.	807-106C	SPRING .540 O.D.X 1 1/4 X.054W		
14.	817-347C	OPENER TRUNION		
15.	802-421C	HFS 1/2-13X3 3/4 GR5 SPTHD		
16.	803-169C	NUT HEX FLG. LOCK 1/2-13 PLT.		
17.	817-328C	T-HANDLE ASSEMBLY		
18.	805-186C	PIN ROLL 5/32 X 5/8 PLT		
19.	122-202S	PW ADJUSTMENT TRUNNION ASSY	Includes 12,13,14,17 & 18	

1" x 12" Double "V" Press Wheel Short

(Applies to 3N-4010 & 3N-4010HDF, 3N-4020 only)



18194

1" x 12" Double "V" Press Wheel Short

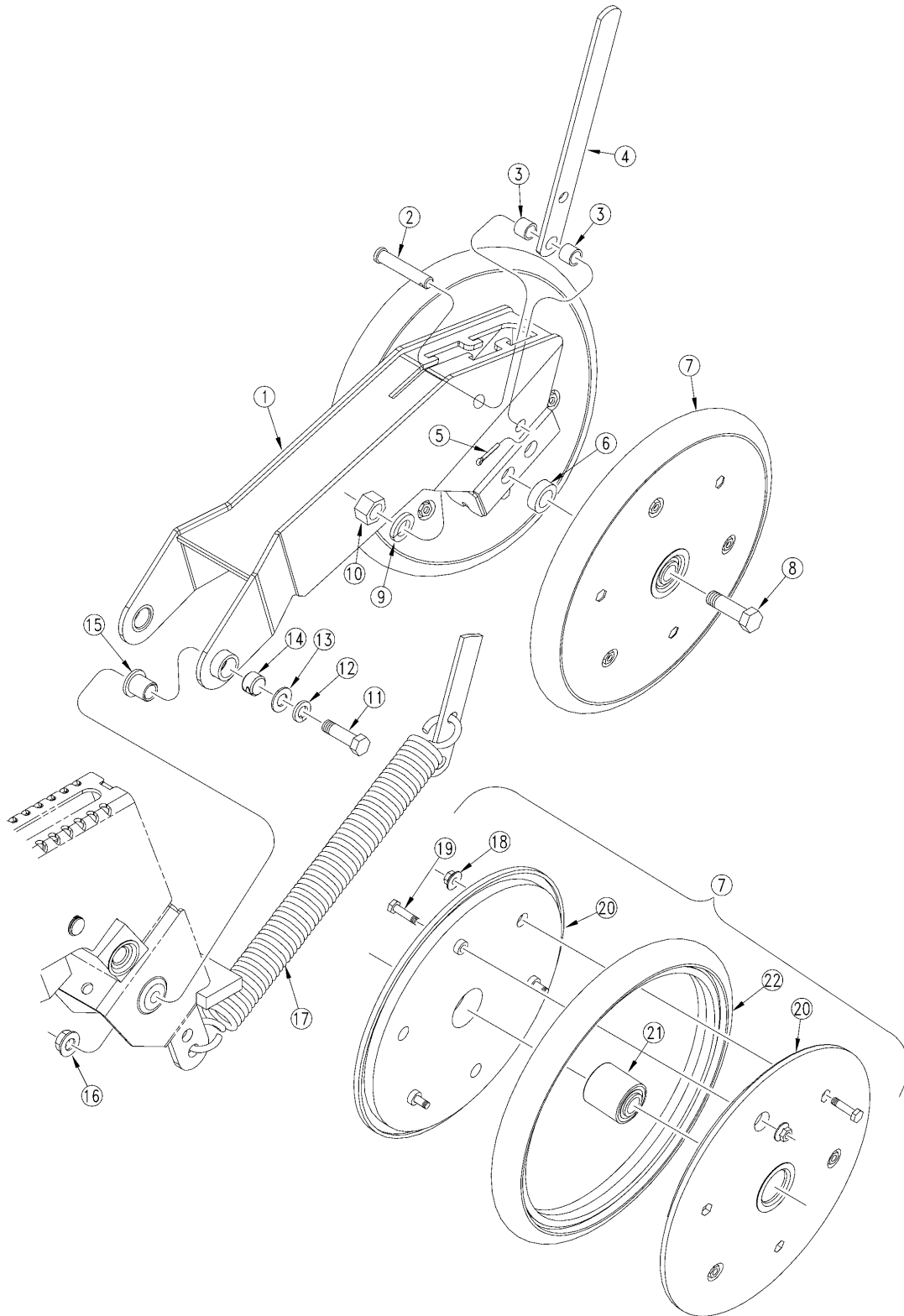
(Applies to 3N-4010 & 3N-4010HDF, 3N-4020 only)

Ref	Part No.	Part Description	Comments	Revision
	dwg18194	Image No.		
1.	199-025H	SHORT 1X12 SING OPNR PW MOUNT		
2.	805-304C	PIN CLEVIS 7/16 X 2 25/64 USBL		
3.	199-050D	LONG 1X12 PW HANDLE SPACER TB		
4.	199-011D	118-433DG HANDLE		
5.	805-067C	PIN COTTER 1/8 X 3/4		
6.	199-036D	1X12 PW 1/2 SPACER		
7.	814-174C	1 X 12 PRESS WHL ASSY-5203BRG		
8.	802-160C	HHCS 5/8-11X3 1/4 GR5		
9.	804-022C	WASHER LOCK SPRING 5/8 PLT		
10.	803-021C	NUT HEX 5/8-11 PLT		
11.	802-029C	HHCS 7/16-14X1 1/2 GR5		
12.	804-014C	WASHER LOCK 7/16 PLT		
13.	804-041C	WASHER FLAT 7/16 SAE PLT		
14.	890-598C	BUSHING 3/4OD X 5/8ID X 1/2 LG		
15.	890-524C	20 SER PW ARM PIVOT SPACER TB		
16.	803-229C	NUT HEX FLANGE LOC 7/16-14 PLT		
17.	807-088C	SPRING EXT 1 5/8 OD X 8.2		
18.	803-088C	NUT HEX LOCK 1/4-20 FLG		
19.	802-005C	HHCS 1/4-20X1 GR5		
20.	817-330C	1 X 12 PRESS WHEEL RIM HALF		
21.	822-170C	BRG .63ID PRESS WHL ASY		
22.	814-034C	TIRE RUBBER 1 X 12		

[Table of Contents](#) [Part Number Index](#)

1" x 12" Double "V" Press Wheel Long

(Applies to 3N-4010 & 3N-4010HDF, 3N-4020 only)



18193

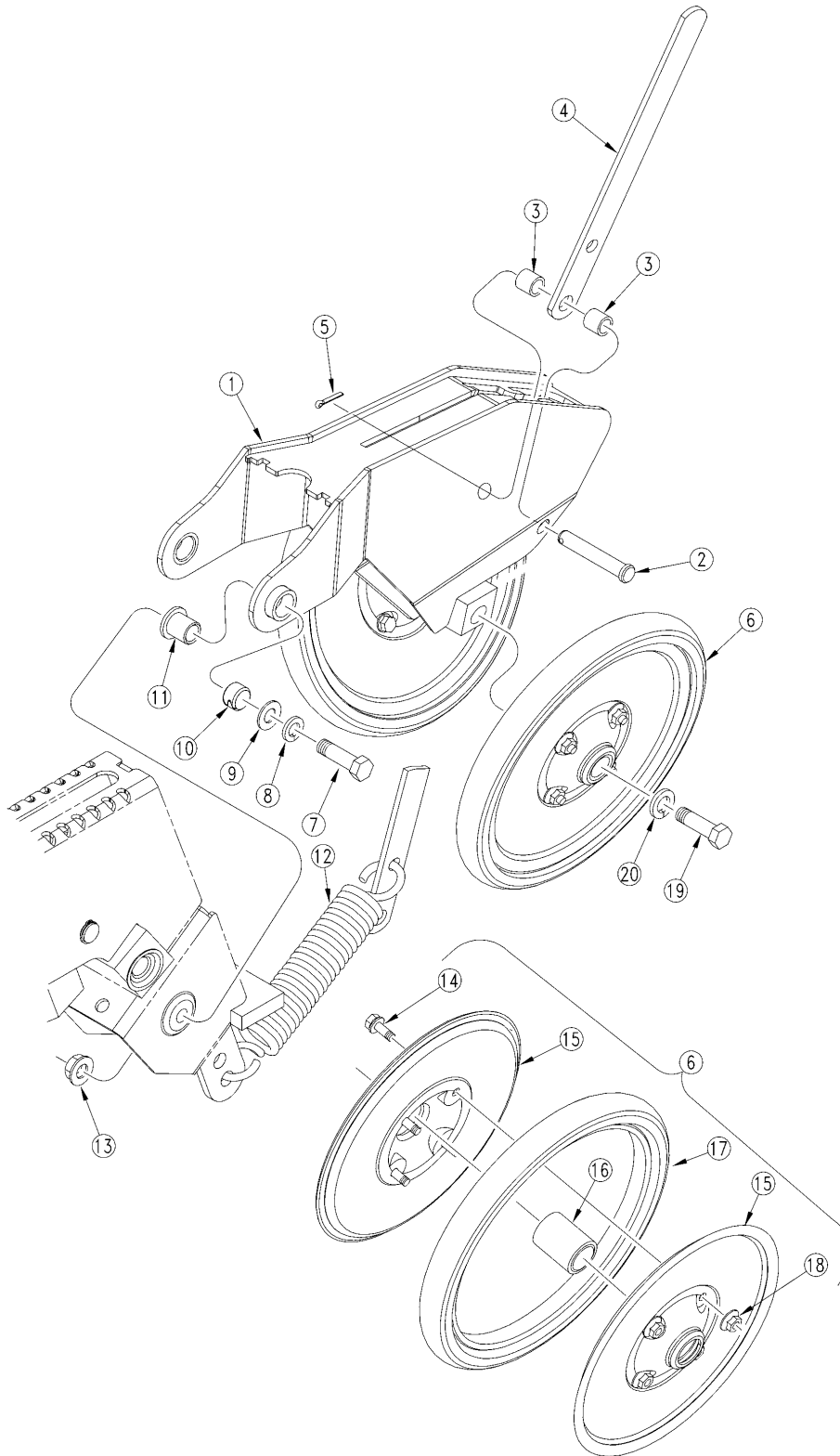
1" x 12" Double "V" Press Wheel Long

(Applies to 3N-4010 & 3N-4010HDF, 3N-4020 only)

Ref	Part No.	Part Description	Comments	Revision
	dwg18193	Image No.		
1.	199-024H	LONG 1X12 SING OPENER PW MOUNT		
2.	805-295C	PIN CLEVIS 7/16 X 2 9/64 USABL		
3.	199-050D	LONG 1X12 PW HANDLE SPACER TB		
4.	199-011D	118-433DG HANDLE		
5.	805-067C	PIN COTTER 1/8 X 3/4		
6.	199-036D	1X12 PW 1/2 SPACER		
7.	814-174C	1 X 12 PRESS WHL ASSY-5203BRG	Includes 18,19,20 & 22	
8.	802-160C	HHCS 5/8-11X3 1/4 GR5		
9.	804-022C	WASHER LOCK SPRING 5/8 PLT		
10.	803-021C	NUT HEX 5/8-11 PLT		
11.	802-029C	HHCS 7/16-14X1 1/2 GR5		
12.	804-014C	WASHER LOCK 7/16 PLT		
13.	804-041C	WASHER FLAT 7/16 SAE PLT		
14.	890-598C	BUSHING 3/4OD X 5/8ID X 1/2 LG		
15.	890-524C	20 SER PW ARM PIVOT SPACER TB		
16.	803-229C	NUT HEX FLANGE LOC 7/16-14 PLT		
17.	807-184C	SPRING EXT 1.5OD X .25 X 11.25		
18.	803-088C	NUT HEX LOCK 1/4-20 FLG		
19.	802-005C	HHCS 1/4-20X1 GR5		
20.	817-330C	1 X 12 PRESS WHEEL RIM HALF		
21.	822-170C	BRG .63ID PRESS WHL ASY		
22.	814-034C	TIRE RUBBER 1 X 12		

1" x 10" Double "V" Press Wheel

(Applies to 3N-4010 & 3N-4010HDF, 3N-4020 only)



19901

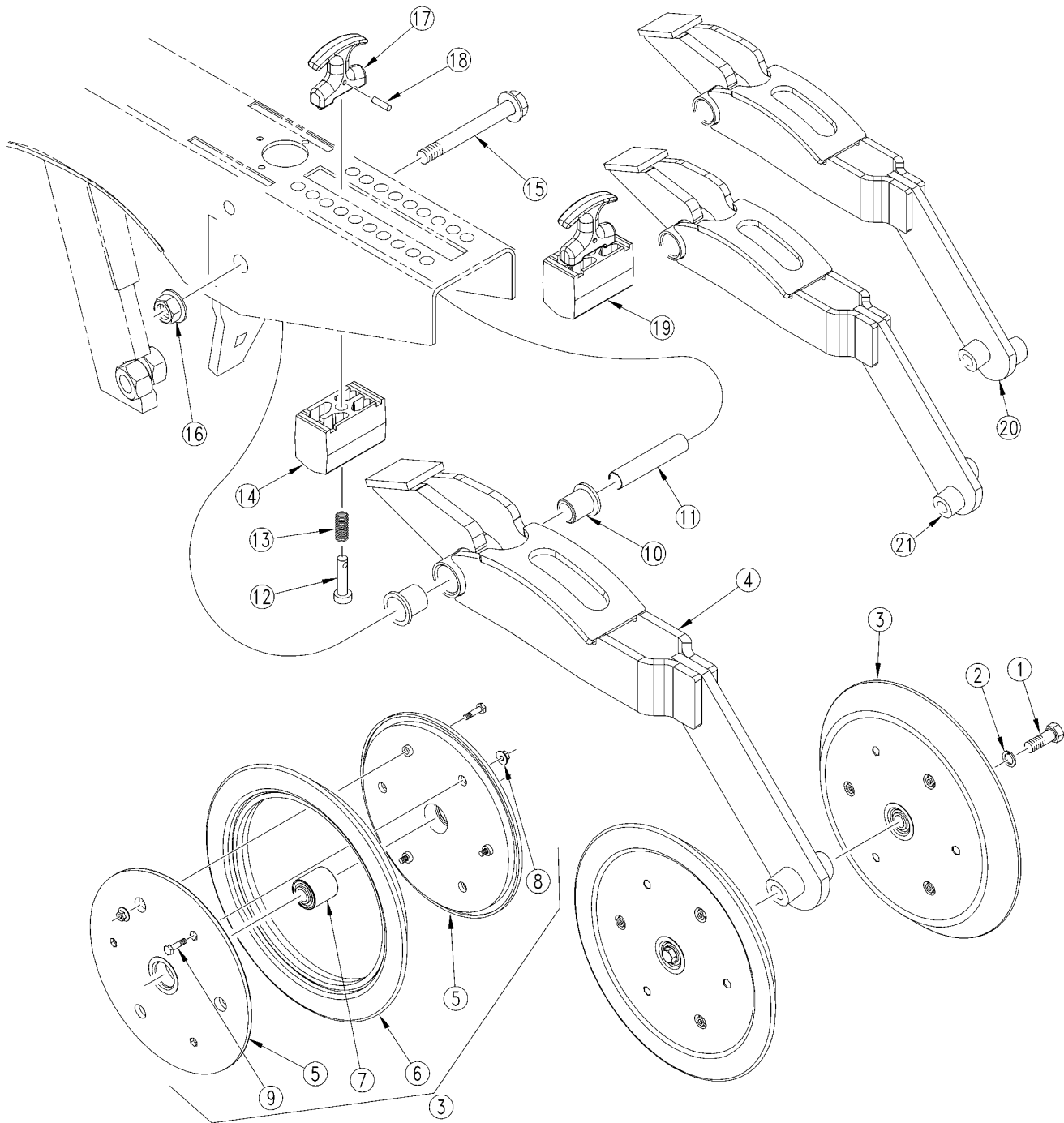
1" x 10" Double "V" Press Wheel

(Applies to 3N-4010 & 3N-4010HDF, 3N-4020 only)

Ref	Part No.	Part Description	Comments	Revision
	dwg19901	Image No.		
1.	198-821H	20 SERIES 1X10 PRESS WHEEL MNT		
2.	805-166C	PIN CLEVIS 7/16 X 3 PLT		
3.	199-015D	PW HANDLE SPACER TUBE		
4.	199-011D	118-433DG HANDLE		
5.	805-067C	PIN COTTER 1/8 X 3/4		
6.	814-194C	1X10 PRESS WHEEL ASSEMBLY		
7.	802-029C	HHCS 7/16-14X1 1/2 GR5		
8.	804-014C	WASHER LOCK 7/16 PLT		
9.	804-041C	WASHER FLAT 7/16 SAE PLT		
10.	890-598C	BUSHING 3/4OD X 5/8ID X 1/2 LG		
11.	890-524C	20 SER PW ARM PIVOT SPACER TB		
12.	807-088C	SPRING EXT 1 5/8 OD X 8.2		
13.	803-229C	NUT HEX FLANGE LOC 7/16-14 PLT		
14.	802-196C	HFSS 1/4-20X5/8 GR5		
15.	814-192C	1X10 PRESS WHEEL RIM HALF		
16.	822-170C	BRG .63ID PRESS WHL ASY		
17.	814-085C	1X10 PRESS WHEEL TIRE		
18.	803-088C	NUT HEX LOCK 1/4-20 FLG		
19.	802-058C	HHCS 5/8-11X2 1/2 GR5		
20.	804-022C	WASHER LOCK SPRING 5/8 PLT		

1 1/4" x 13 1/2" Double Press Wheel

(Applies to 3N-4010 & 3N-4010HDF, 3N-4020 only)



21846

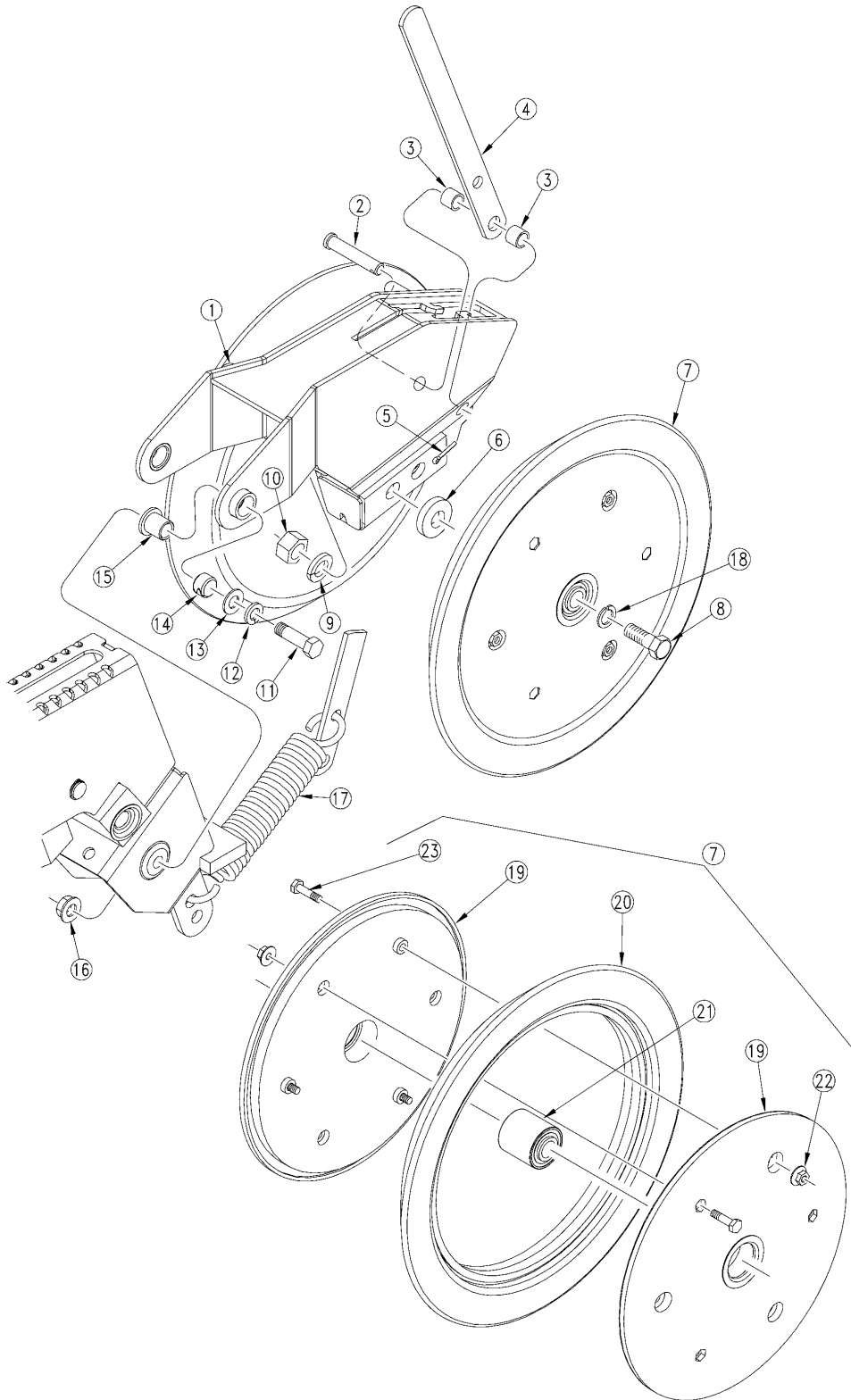
1 1/4" x 13 1/2" Double Press Wheel

(Applies to 3N-4010 & 3N-4010HDF, 3N-4020 only)

Ref	Part No.	Part Description	Comments	Revision
	dwg21846	Image No.		
1.	802-058C	HHCS 5/8-11X2 1/2 GR5		
2.	804-022C	WASHER LOCK SPRING 5/8 PLT		
3.	814-238C	1.25 X 13.5 PRESS WHEEL ASSY	Includes items 5-9.	
4.	199-038H	DOUBLE PRESS WHEEL ARM WLDMT		
5.	817-330C	1 X 12 PRESS WHEEL RIM HALF		
6.	814-244C	1.25X13.5 ANGLE PEAK TIRE		
7.	822-170C	BRG .63ID PRESS WHL ASY		
8.	803-088C	NUT HEX LOCK 1/4-20 FLG		
9.	802-005C	HHCS 1/4-20X1 GR5		
10.	817-084C	PARALLEL ARM PIVOT BUSHING		
11.	198-137D	PRESS WHEEL PIVOT TUBE		
12.	805-154C	PIN CLEVIS 3/8 X 2 1/8 USABLE		
13.	807-106C	SPRING .540 O.D.X 1 1/4 X.054W		
14.	817-347C	OPENER TRUNION		
15.	802-421C	HFS 1/2-13X3 3/4 GR5 SPTHD		
16.	803-169C	NUT HEX FLG. LOCK 1/2-13 PLT.		
17.	817-328C	T-HANDLE ASSEMBLY		
18.	805-186C	PIN ROLL 5/32 X 5/8 PLT		
19.	122-202S	PW ADJUSTMENT TRUNNION ASSY	Includes items 12-14, 17 & 18	
20.	199-065H	DOUBLE PRESS WHEEL ARM WLD RH		
21.	199-066H	DOUBLE PRESS WHEEL ARM WLD LH		

1 1/4" x 13" Double Press Wheel

(Applies to 3N-4010 & 3N-4010HDF, 3N-4020 only)



20261

1 1/4" x 13" Double Press Wheel

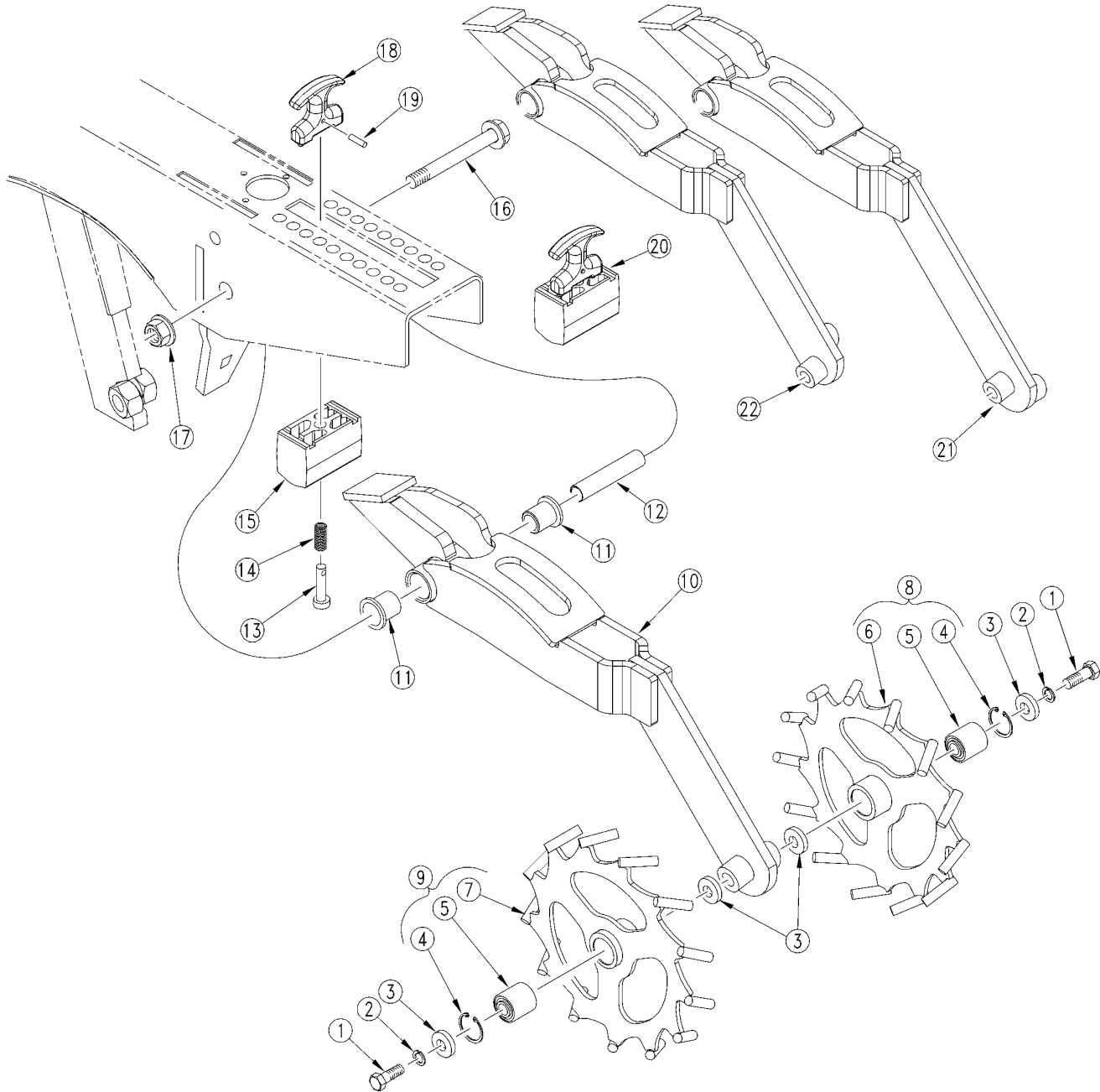
(Applies to 3N-4010 & 3N-4010HDF, 3N-4020 only)

Ref	Part No.	Part Description	Comments	Revision
	dwg20261	Image No.		
1.	199-025H	SHORT 1X12 SING OPNR PW MOUNT		
2.	805-304C	PIN CLEVIS 7/16 X 2 25/64 USBL		
3.	199-050D	LONG 1X12 PW HANDLE SPACER TB		
4.	199-011D	118-433DG HANDLE		
5.	805-067C	PIN COTTER 1/8 X 3/4		
6.	405-031D	1/4 PW SPACER 5/8 DIA	5/8 DIA	
7.	814-238C	1.25 X 13.5 PRESS WHEEL ASSY	Includes items 19-23.	
8.	802-059C	HHCS 5/8-11X3 GR5		
9.	804-022C	WASHER LOCK SPRING 5/8 PLT		
10.	803-021C	NUT HEX 5/8-11 PLT		
11.	802-029C	HHCS 7/16-14X1 1/2 GR5		
12.	804-014C	WASHER LOCK 7/16 PLT		
13.	804-041C	WASHER FLAT 7/16 SAE PLT		
14.	890-598C	BUSHING 3/4OD X 5/8ID X 1/2 LG		
15.	890-524C	20 SER PW ARM PIVOT SPACER TB		
16.	803-229C	NUT HEX FLANGE LOC 7/16-14 PLT		
17.	807-088C	SPRING EXT 1 5/8 OD X 8.2		
18.	804-022C	WASHER LOCK SPRING 5/8 PLT		
19.	817-330C	1 X 12 PRESS WHEEL RIM HALF		
20.	814-244C	1.25X13.5 ANGLE PEAK TIRE		
21.	822-170C	BRG .63ID PRESS WHL ASY		
22.	803-088C	NUT HEX LOCK 1/4-20 FLG		
23.	802-005C	HHCS 1/4-20X1 GR5		

[Table of Contents](#) [Part Number Index](#)

2" x 12 1/2" Double Press Wheel (Part 1)

(Applies to 3N-4010 & 3N-4010HDF, 3N-4020 only)



20258

2" x 12 1/2" Double Press Wheel (Part 1)

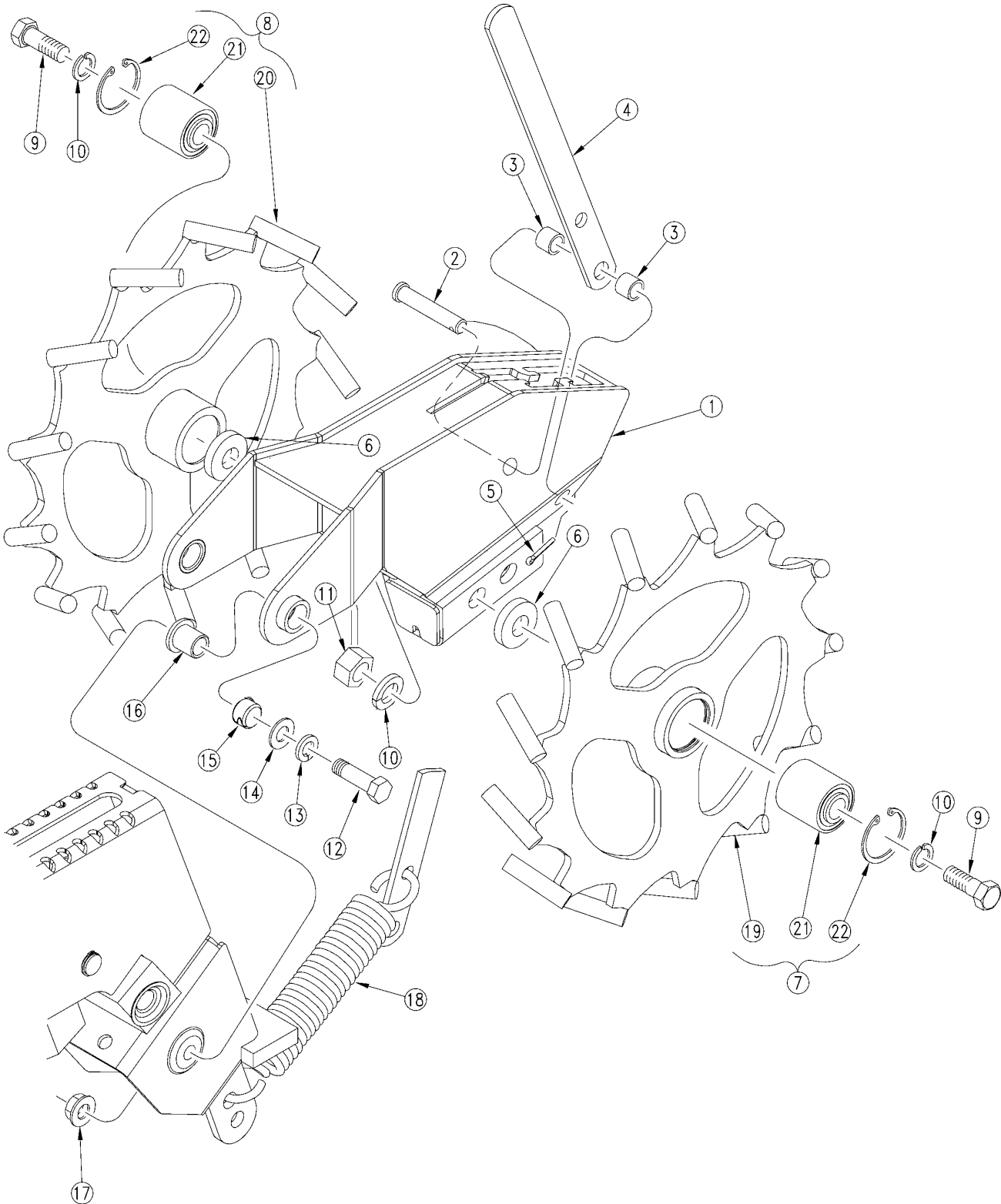
(Applies to 3N-4010 & 3N-4010HDF, 3N-4020 only)

Ref	Part No.	Part Description	Comments	Revision
	dwg20258	Image No.		
1.	802-059C	HHCS 5/8-11X3 GR5		
2.	804-022C	WASHER LOCK SPRING 5/8 PLT		
3.	405-031D	1/4 PW SPACER 5/8 DIA	5/8 DIA	
4.	800-054C	SNAP RING INT 40 MM		
5.	822-170C	BRG .63ID PRESS WHL ASY		
6.	199-040H	2X12.5 CLOSING WHEEL WLDMT RH		
7.	199-039H	2X12.5 CLOSING WHEEL WLDMT LH		
8.	199-042S	2X12.5 CLOSING WHEEL ASSY RH	Must use with item #10	
9.	199-041S	2X12.5 CLOSING WHEEL ASSY LH	Must use with item #10	
10.	199-038H	DOUBLE PRESS WHEEL ARM WLDMT		
11.	817-084C	PARALLEL ARM PIVOT BUSHING		
12.	198-137D	PRESS WHEEL PIVOT TUBE		
13.	805-154C	PIN CLEVIS 3/8 X 2 1/8 USABLE		
14.	807-106C	SPRING .540 O.D.X 1 1/4 X.054W		
15.	817-347C	OPENER TRUNION		
16.	802-421C	HFS 1/2-13X3 3/4 GR5 SPTH		
17.	803-169C	NUT HEX FLG. LOCK 1/2-13 PLT.		
18.	817-328C	T-HANDLE ASSEMBLY		
19.	805-186C	PIN ROLL 5/32 X 5/8 PLT		
20.	122-202S	PW ADJUSTMENT TRUNNION ASSY		
21.	199-065H	DOUBLE PRESS WHEEL ARM WLD RH		
22.	199-066H	DOUBLE PRESS WHEEL ARM WLD LH		

[Table of Contents](#) [Part Number Index](#)

2" x 12 1/2" Double Press Wheel (Part 2)

(Applies to 3N-4010 & 3N-4010HDF, 3N-4020 only)



20259

2" x 12 1/2" Double Press Wheel (Part 2)

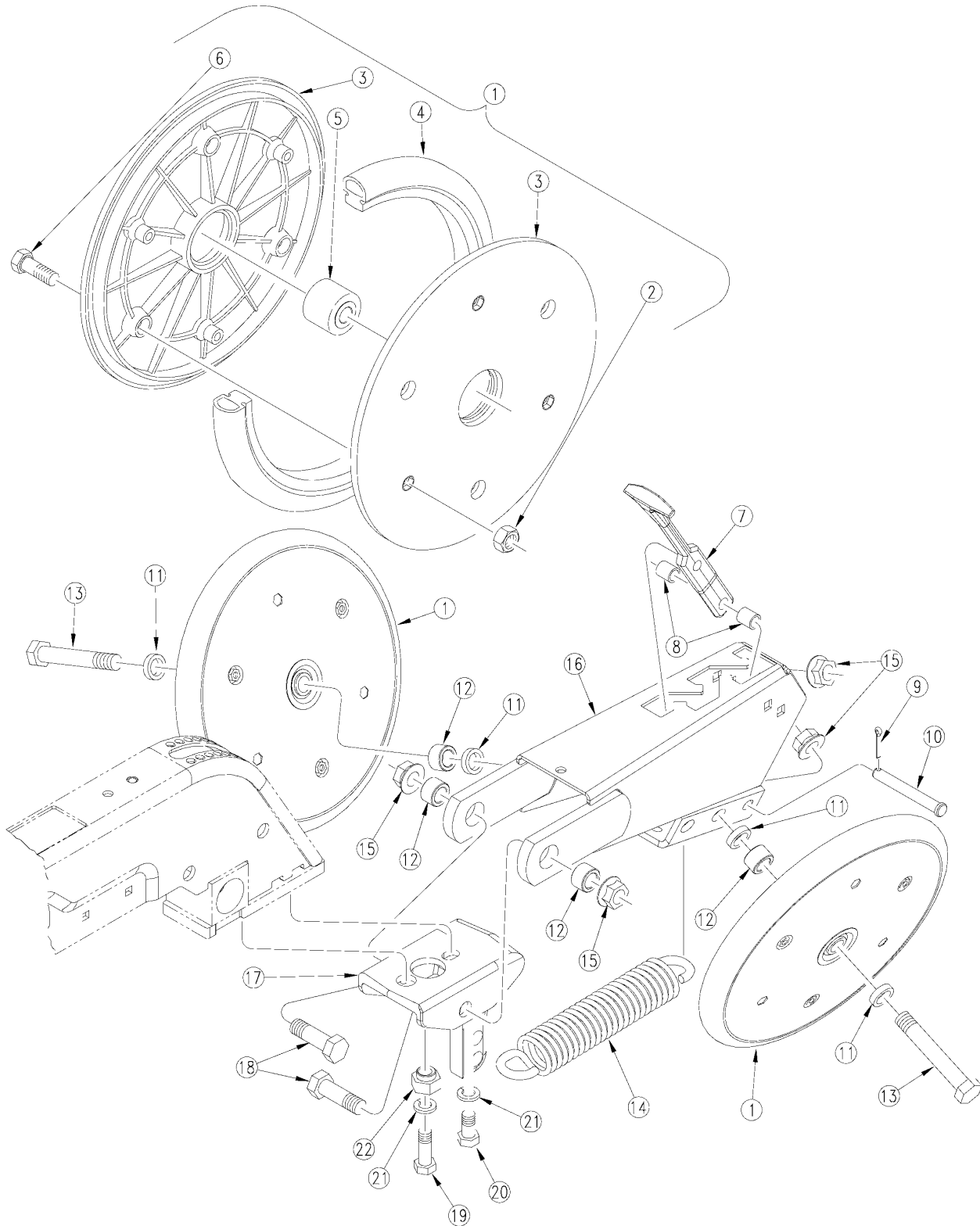
(Applies to 3N-4010 & 3N-4010HDF, 3N-4020 only)

Ref	Part No.	Part Description	Comments	Revision
	dwg20259	Image No.		
1.	199-025H	SHORT 1X12 SING OPNR PW MOUNT		
2.	805-304C	PIN CLEVIS 7/16 X 2 25/64 USBL		
3.	199-050D	LONG 1X12 PW HANDLE SPACER TB		
4.	199-011D	118-433DG HANDLE		
5.	805-063C	PIN COTTER 3/32 X 1 LONG		
6.	405-031D	1/4 PW SPACER 5/8 DIA	5/8 DIA	
7.	199-042S	2X12.5 CLOSING WHEEL ASSY RH	Includes items 19-22.	
8.	199-041S	2X12.5 CLOSING WHEEL ASSY LH	Includes items 20-22.	
9.	802-059C	HHCS 5/8-11X3 GR5		
10.	804-022C	WASHER LOCK SPRING 5/8 PLT		
11.	803-021C	NUT HEX 5/8-11 PLT		
12.	802-029C	HHCS 7/16-14X1 1/2 GR5		
13.	804-014C	WASHER LOCK 7/16 PLT		
14.	804-041C	WASHER FLAT 7/16 SAE PLT		
15.	890-598C	BUSHING 3/4OD X 5/8ID X 1/2 LG		
16.	890-524C	20 SER PW ARM PIVOT SPACER TB		
17.	803-229C	NUT HEX FLANGE LOC 7/16-14 PLT		
18.	807-088C	SPRING EXT 1 5/8 OD X 8.2		
19.	199-040H	2X12.5 CLOSING WHEEL WLDMT RH		
20.	199-039H	2X12.5 CLOSING WHEEL WLDMT LH		
21.	822-170C	BRG .63ID PRESS WHL ASY		
22.	800-054C	SNAP RING INT 40 MM		

[Table of Contents](#) [Part Number Index](#)

1" x 12" Double "V" Press Wheel (Part 2)

(Applies to 3N-4010 & 3N-4010HDF, 3N-4020 only)



17653

1" x 12" Double "V" Press Wheel (Part 2)

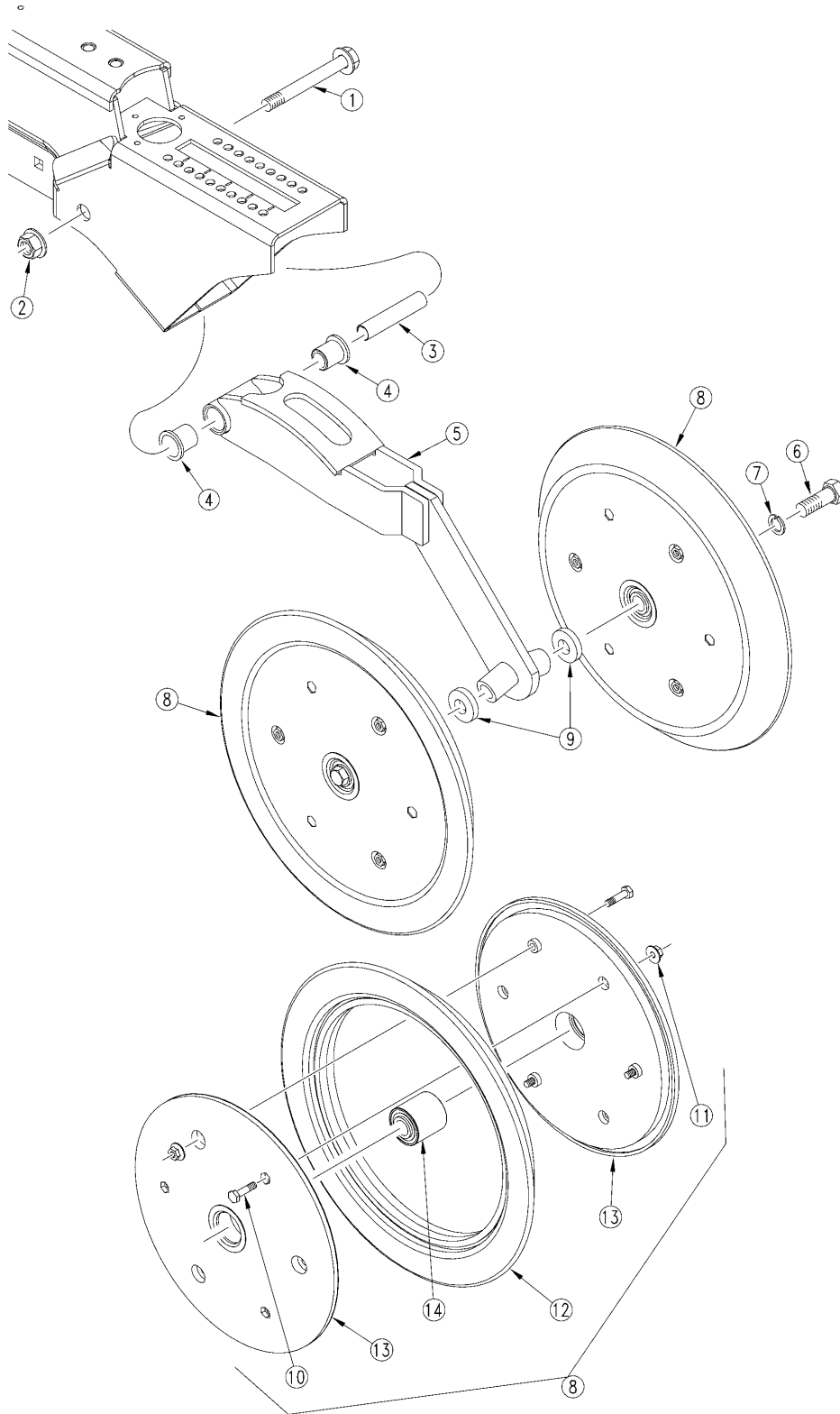
(Applies to 3N-4010 & 3N-4010HDF, 3N-4020 only)

Ref	Part No.	Part Description	Comments	Revision
	dwg17653	Image No.		
1.	814-174C	1 X 12 PRESS WHL ASSY-5203BRG		
2.	803-088C	NUT HEX LOCK 1/4-20 FLG		
3.	817-330C	1 X 12 PRESS WHEEL RIM HALF		
4.	814-034C	TIRE RUBBER 1 X 12		
5.	822-170C	BRG .63ID PRESS WHL ASY		
6.	802-005C	HHCS 1/4-20X1 GR5		
7.	405-049D	PW HANDLE		
8.	405-004D	PW HANDLE TUBE		
9.	805-019C	PIN COTTER 5/32 X 1 PLT		
10.	805-183C	PIN CLEVIS 7/16 X 3 17/64 USBL		
11.	405-031D	1/4 PW SPACER 5/8 DIA	5/8 DIA	
12.	404-147D	PARALLEL ARM PIVOT TUBE		
13.	802-060C	HHCS 5/8-11X4 GR5		
14.	807-113C	SPRING EXT 1 7/8ODX8 3/8X.25W		
15.	803-263C	NUT HEX FLANGE LOCK 5/8-11 PLT		
16.	405-015H	CLOSEING WHEEL ARM WELD		
17.	404-164D	CLOSING WHEEL MOUNT		
18.	802-055C	HHCS 5/8-11X2 GR5		
19.	802-091C	HHCS 1/2-13X1 1/2 GR5		
20.	802-258C	HHCS 1/2-13X1 GR5		
21.	804-015C	WASHER LOCK SPRING 1/2 PLT		
22.	405-032D	1X12 PW ADJUSTER		

[Table of Contents](#) [Part Number Index](#)

HD10 1 1/4" x 13 1/2" Double Press Wheel

(Applies to 3N-4010 & 3N-4010HDF only)



27028

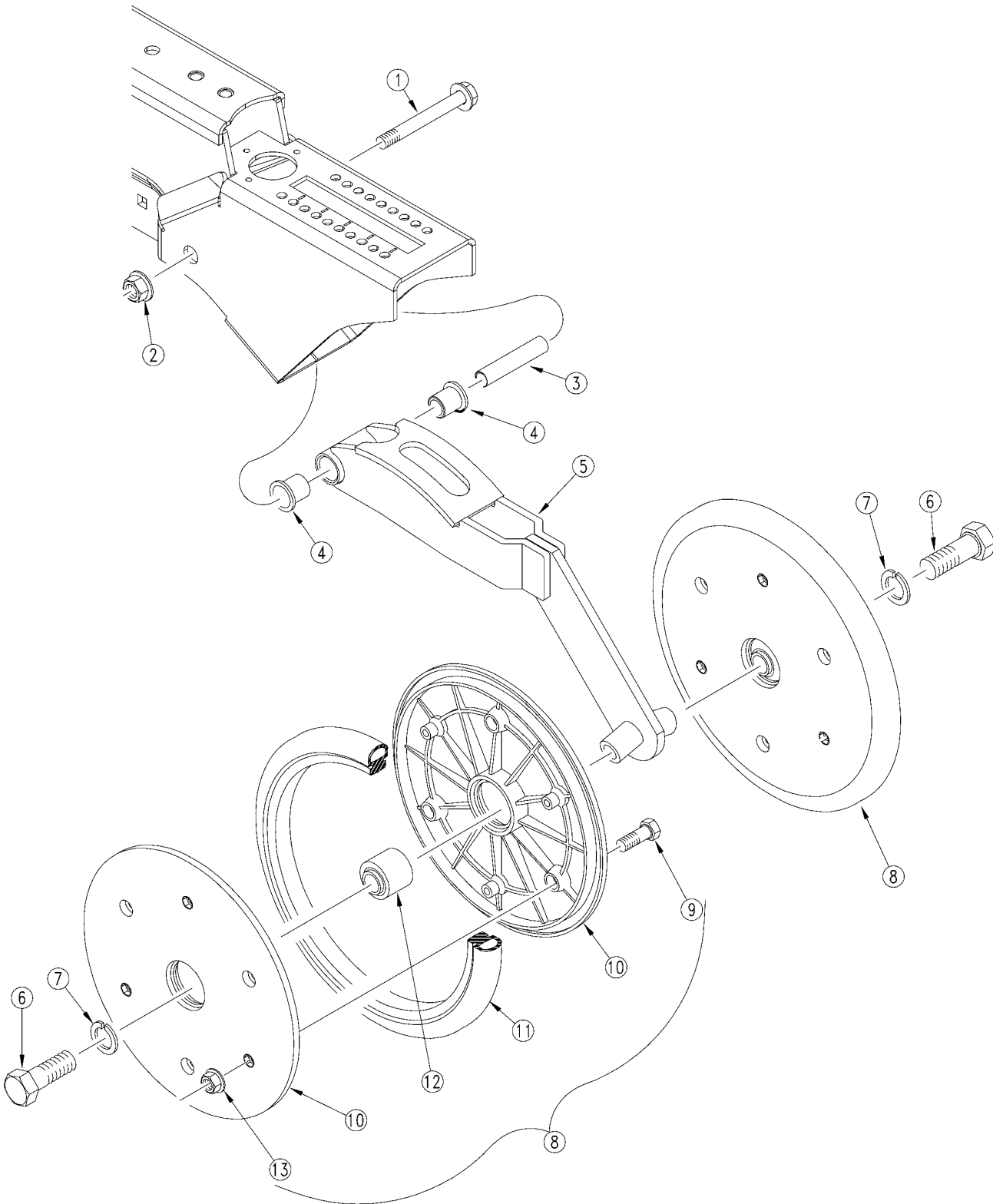
HD10 1 1/4" x 13 1/2" Double Press Wheel

(Applies to 3N-4010 & 3N-4010HDF only)

Ref	Part No.	Part Description	Comments	Revision
	dwg27028	Image No.		
1.	802-421C	HFS 1/2-13X3 3/4 GR5 SPTH		
2.	803-169C	NUT HEX FLG. LOCK 1/2-13 PLT.		
3.	198-137D	PRESS WHEEL PIVOT TUBE		
4.	817-084C	PARALLEL ARM PIVOT BUSHING		
5.	199-088H	10HD DBL PW ARM WELDMENT RH		
5.	199-089H	10HD DBL PW ARM WELDMENT LH		
6.	802-059C	HHCS 5/8-11X3 GR5		
7.	804-022C	WASHER LOCK SPRING 5/8 PLT		
8.	814-238C	1.25 X 13.5 PRESS WHEEL ASSY	Includes items 10 through 14	
9.	405-031D	1/4 PW SPACER 5/8 DIA		
10.	802-005C	HHCS 1/4-20X1 GR5		
11.	803-088C	NUT HEX LOCK 1/4-20 FLG		
12.	814-244C	1.25X13.5 ANGLE PEAK TIRE		
13.	817-330C	1 X 12 PRESS WHEEL RIM HALF		
14.	822-170C	BRG .63ID PRESS WHL ASY		

HD10 1" x 12" Double "V" Press Wheel

(Applies to 3N-4010 & 3N-4010HDF only)



24430

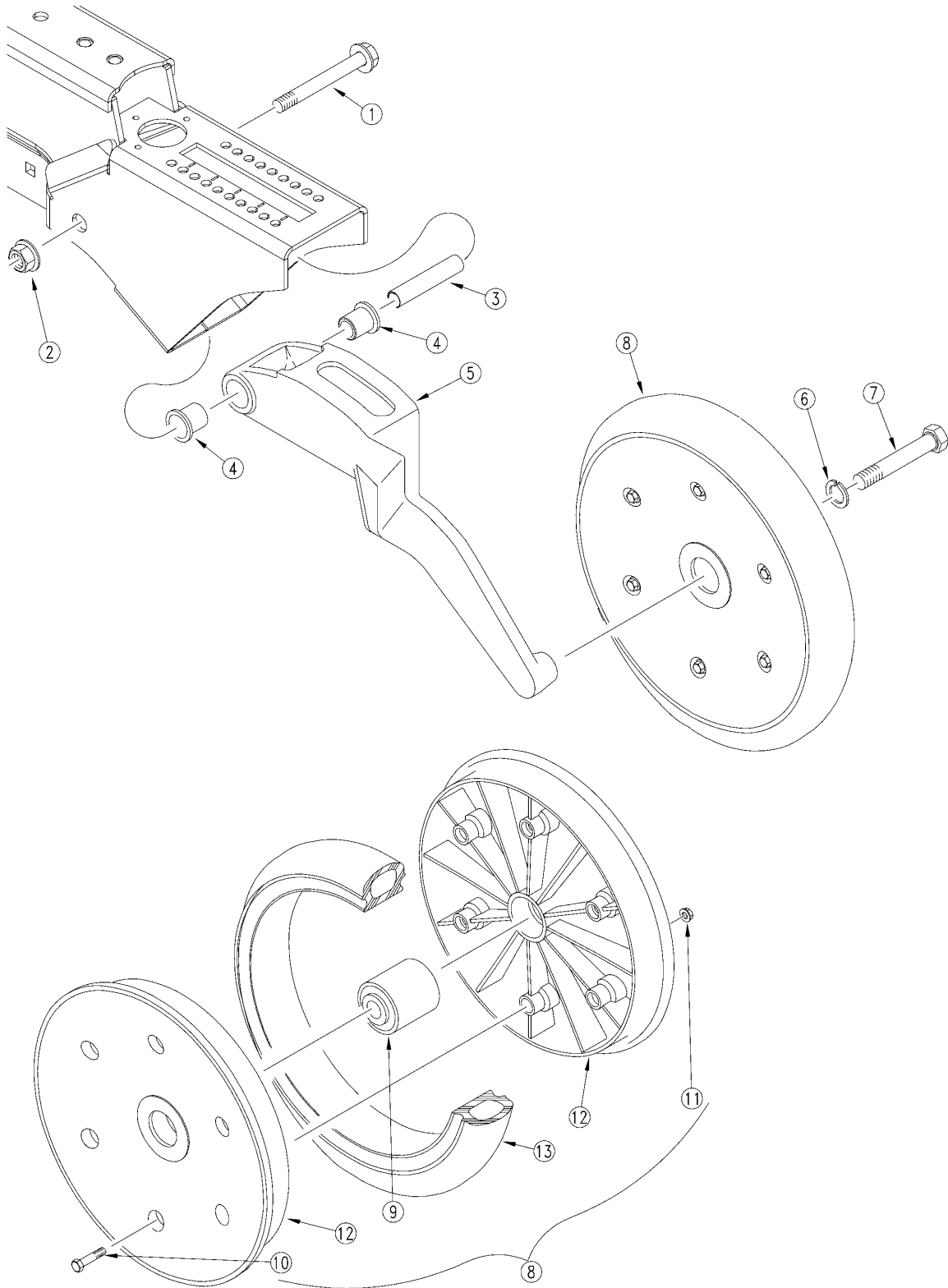
HD10 1" x 12" Double "V" Press Wheel

(Applies to 3N-4010 & 3N-4010HDF only)

Ref	Part No.	Part Description	Comments	Revision
	dwg24430	Image No.		
1.	802-421C	HFS 1/2-13X3 3/4 GR5 SPTH		
2.	803-169C	NUT HEX FLG. LOCK 1/2-13 PLT.		
3.	198-137D	PRESS WHEEL PIVOT TUBE		
4.	817-084C	PARALLEL ARM PIVOT BUSHING		
5.	199-043H	NG 1X12 PRESS WHEEL ARM		
6.	802-058C	HHCS 5/8-11X2 1/2 GR5		
7.	804-022C	WASHER LOCK SPRING 5/8 PLT		
8.	814-174C	1 X 12 PRESS WHL ASSY-5203BRG	Includes items 9 through 13	
9.	802-005C	HHCS 1/4-20X1 GR5		
10.	817-330C	1 X 12 PRESS WHEEL RIM HALF		
11.	814-034C	TIRE RUBBER 1 X 12		
12.	822-170C	BRG .63ID PRESS WHL ASY		
13.	803-088C	NUT HEX LOCK 1/4-20 FLG		

HD10 2" x 13" Single Press Wheel

(Applies to 3N-4010 & 3N-4010HDF only)



24431

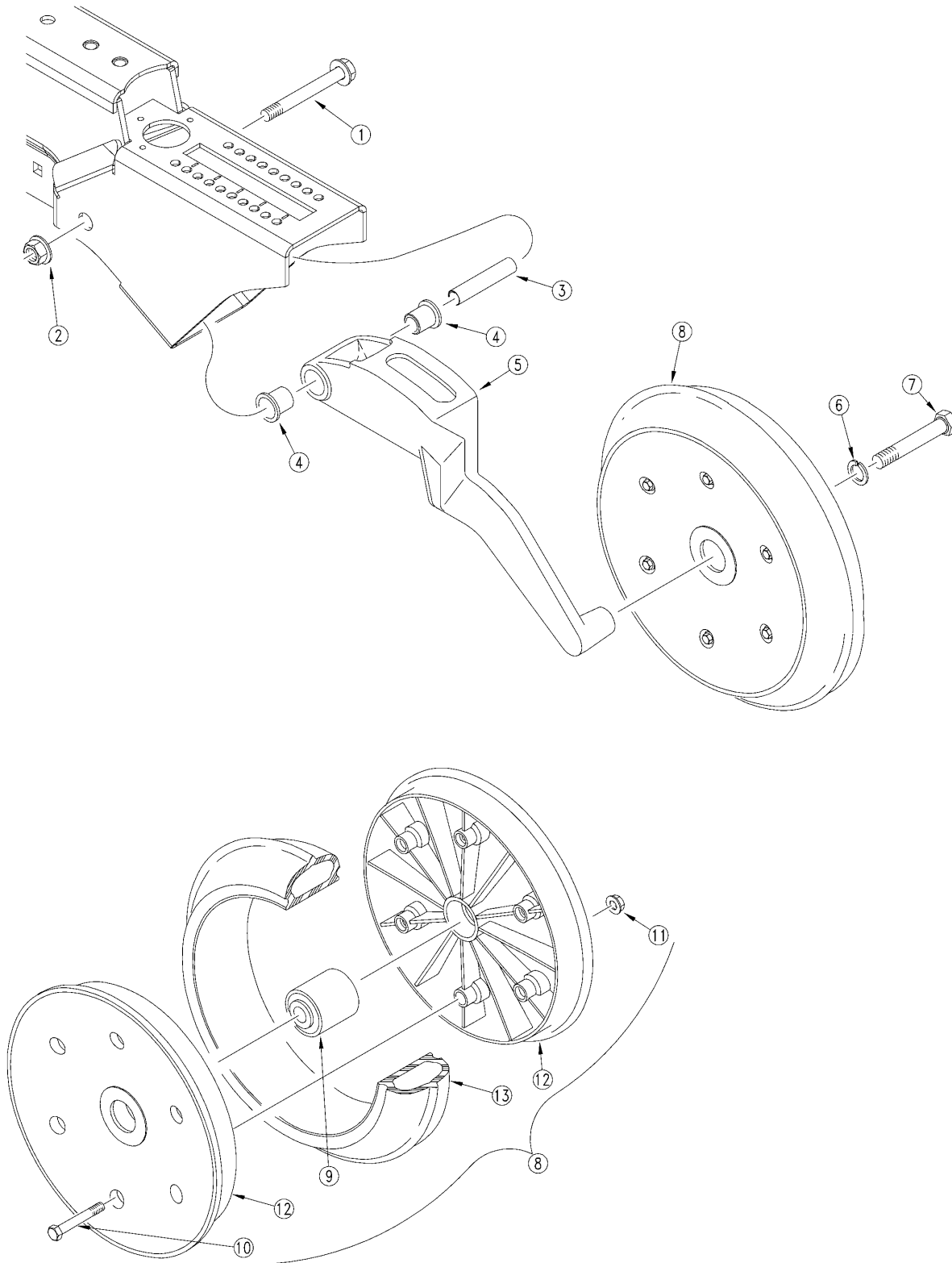
HD10 2" x 13" Single Press Wheel

(Applies to 3N-4010 & 3N-4010HDF only)

Ref	Part No.	Part Description	Comments	Revision
	dwg24431	Image No.		
1.	802-421C	HFS 1/2-13X3 3/4 GR5 SPTH		
2.	803-169C	NUT HEX FLG. LOCK 1/2-13 PLT.		
3.	198-137D	PRESS WHEEL PIVOT TUBE		
4.	817-084C	PARALLEL ARM PIVOT BUSHING		
5.	202-189D	NG UNIVERSAL PRESS WHEEL ARM		
6.	804-022C	WASHER LOCK SPRING 5/8 PLT		
7.	802-058C	HHCS 5/8-11X2 1/2 GR5		
8.	814-157C	2 X 13 PRESS WHEEL ASSEMBLY	Includes items 9 through 13	
9.	822-170C	BRG .63ID PRESS WHL ASY		
10.	802-617C	HHFS 1/4-20 X 1 1/2 GR 5		
11.	803-088C	NUT HEX LOCK 1/4-20 FLG		
12.	817-296C	2 X 13 PRESS WHEEL RIM HALF		
13.	814-159C	2 X 13 PRESS WHEEL TIRE		

HD10 3" x 13" Single Press Wheel

(Applies to 3N-4010 & 3N-4010HDF only)



24432

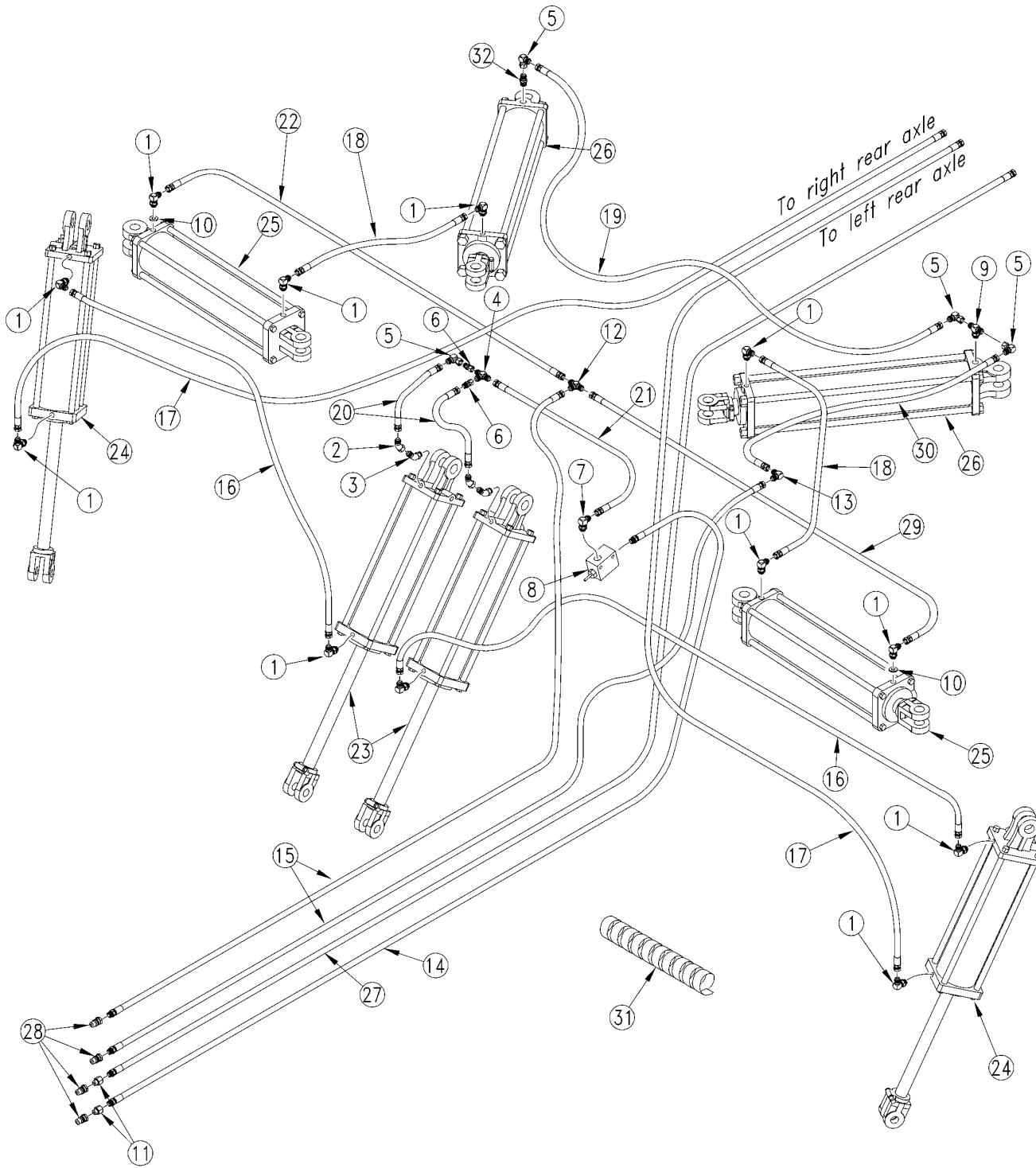
HD10 3" x 13" Single Press Wheel

(Applies to 3N-4010 & 3N-4010HDF only)

Ref	Part No.	Part Description	Comments	Revision
	dwg24432	Image No.		
1.	802-421C	HFS 1/2-13X3 3/4 GR5 SPTH		
2.	803-169C	NUT HEX FLG. LOCK 1/2-13 PLT.		
3.	198-137D	PRESS WHEEL PIVOT TUBE		
4.	817-084C	PARALLEL ARM PIVOT BUSHING		
5.	202-189D	NG UNIVERSAL PRESS WHEEL ARM		
6.	804-022C	WASHER LOCK SPRING 5/8 PLT		
7.	802-058C	HHCS 5/8-11X2 1/2 GR5		
8.	814-158C	3 X 13 PRESS WHEEL ASSEMBLY	Includes items 9 through 13	
9.	822-170C	BRG .63ID PRESS WHL ASY		
10.	802-618C	HHFS 1/4-20 X 2 GR 5		
11.	803-088C	NUT HEX LOCK 1/4-20 FLG		
12.	817-297C	3 X 13 PRESS WHEEL RIM HALF		
13.	814-160C	3 X 13 PRESS WHEEL TIRE		

Lift And Fold Hydraulics

(Applies to 3N-4010 & 3N-4010HDF, 3N-4020 only)



20295

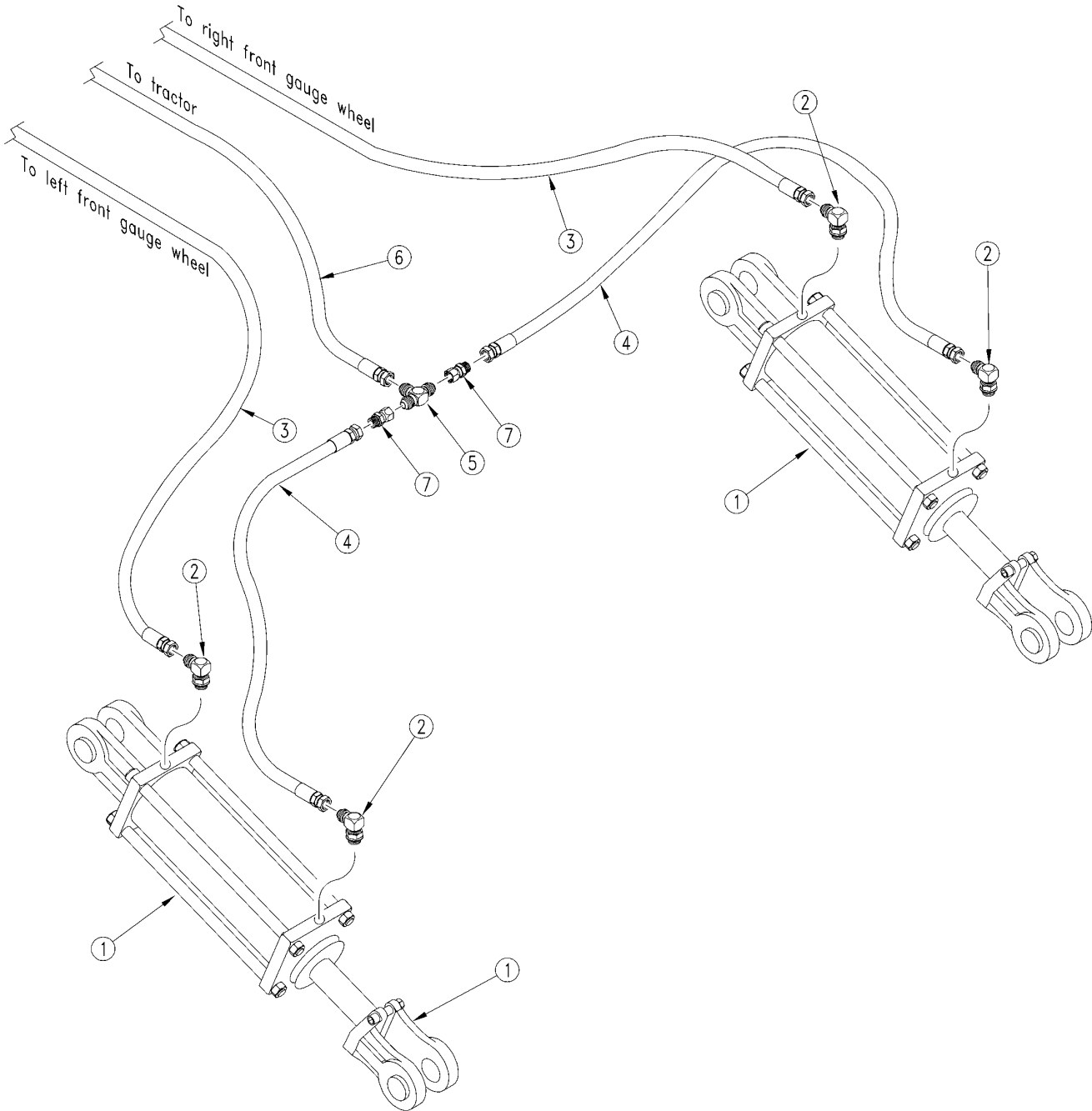
Lift And Fold Hydraulics

(Applies to 3N-4010 & 3N-4010HDF, 3N-4020 only)

Ref	Part No.	Part Description	Comments	Revision
	dwg20295	Image No.		
1.	811-063C	EL 3/4MJIC 3/4MORB		
2.	811-040C	EL 45 3/4MJIC 3/4FJIC		
3.	811-690C	EL 45 3/4MORB 3/4MJIC		
4.	811-805C	TE 1 1/16 MJIC		
5.	811-150C	EL 3/4FJIC 3/4MJIC		
6.	811-090C	AD 1 1/16 FJICS 3/4MJIC		
7.	811-411C	EL 1 1/16MJIC 1 1/16MORB		
8.	810-503C	VALVE, STROKE CTRL 35 GPM -12	Refer to "Hydraulic Cylinder (810-201C 1.5x2.5x.75 Rod)" for breakdown	
9.	811-077C	TE 3/4MORB 3/4MJIC 3/4MJIC		
10.	196-430D	ORIFICE PLATE 1/16 3/4MORB		
11.	811-806C	AD 1 1/16 FORB 3/4 MORB		
12.	811-078C	TE 3/4MJIC		
13.	811-725C	EL 90 3/4MJIC		
14.	811-813C	HH3/4R12 531 1.06MORB		
15.	811-815C	RPBY 841-056C		
16.	841-057C	HH1/2R2 304 3/4FJIC		
17.	811-808C	HH1/2R2 448 3/4FJIC		
18.	811-382C	HH1/2R2 256 3/4FJIC		
19.	811-485C	HH1/2R2 100 3/4FJIC 3/4FJIC		
20.	811-268C	HH1/2R2 048 3/4FJIC		
21.	811-811C	HH3/4R12 048 1.06FJIC		
22.	811-810C	HH1/2R2 360 3/4FJIC		
23.	810-496C	CYL REP 5X16X1.5 ROD (TIE)	Refer to "Hydraulic Cylinder (810-497C 4.75x16x1.5 Rod)" for breakdown	
24.	810-497C	CYL REP 4.75X16X1.5 ROD (TIE)	Refer to "Hydraulic Cylinder (810-498C 435x16x1.5 Rod)" for breakdown	
25.	810-500C	CYL REP 5X20X2 ROD (TIE)	Refer to "Lock Cylinder Hydraulics" for breakdown	
26.	810-499C	CYL REP 5X24X2 ROD (TIE)	Refer to "Hydraulic Cylinder (810-500C 5x20x2 Rod)" for breakdown	
27.	811-814C	HH3/4R12 510 1.06MORB 1.06FJIC		
28.	811-394C	CP 3/4FORB MALE QD POPPET TYPE		
29.	811-485C	HH1/2R2 100 3/4FJIC 3/4FJIC		
30.	811-785C	HH1/2R2 168 3/4FJIC		
31.	990-223R	SPIRAL HOSE WRAP 2.00 DIA	3 ft required at each toolbar	
32.	811-088C	AD 3/4MORB 3/4MJIC		

Rear Axle Hydraulics

(Applies to 3N-4010 & 3N-4010HDF, 3N-4020 only)



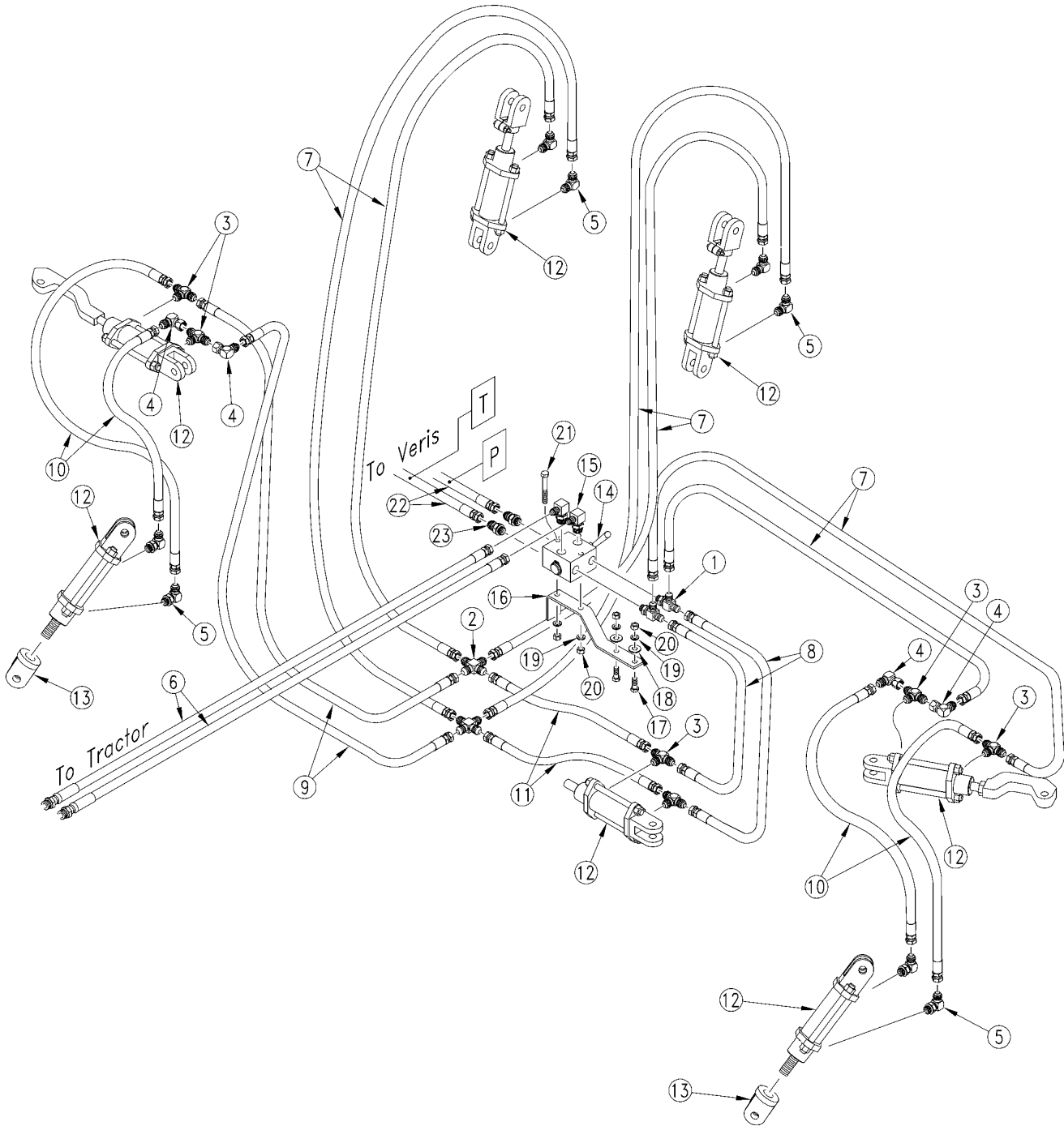
Rear Axle Hydraulics

(Applies to 3N-4010 & 3N-4010HDF, 3N-4020 only)

Ref	Part No.	Part Description	Comments	Revision
	dwg20296	Image No.		
1.	810-498C	CYL REP 4.5X16X1.5 ROD (TIE)	Refer to "Hydraulic Cylinder (810-499C 5x24x2 Rod)"	
2.	811-063C	EL 3/4MJIC 3/4MORB		
3.	811-808C	HH1/2R2 448 3/4FJIC		
4.	811-807C	HH1/2R2 120 3/4FJIC		
5.	811-805C	TE 1 1/16 MJIC		
6.	811-814C	HH3/4R12 510 1.06MORB 1.06FJIC		
7.	811-090C	AD 1 1/16 FJICS 3/4MJIC		

Lock Cylinder Hydraulics

(Applies to 3N-4010 & 3N-4010HDF, 3N-4020 only)



21826

Lock Cylinder Hydraulics

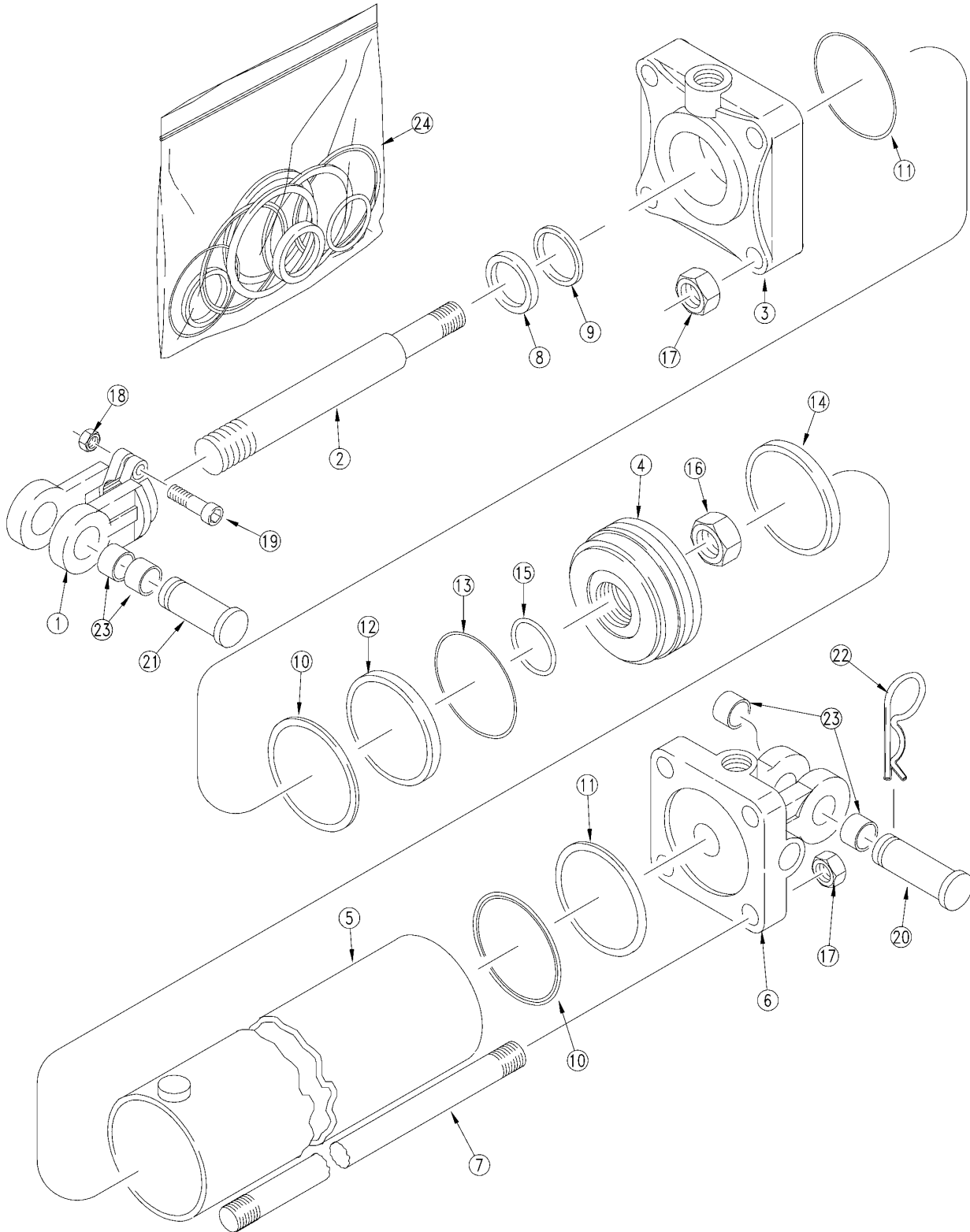
(Applies to 3N-4010 & 3N-4010HDF, 3N-4020 only)

Ref	Part No.	Part Description	Comments	Revision
	dwg21826	Image No.		
1.	811-249C	TE 9/16MJIC 3/4MORB 9/16MJIC		
2.	811-581C	CR 9/16MJIC		
3.	811-439C	TE 9/16MORB 9/16MJIC 9/16MJIC		
4.	811-169C	EL 9/16MJIC 9/16FJIC		
5.	811-065C	EL 9/16MJIC 9/16MORB		
6.	841-056C	HH1/2R2 336 3/4MORB 3/4FJIC		
7.	811-230C	HH1/4R1 095 9/16FJIC		
8.	811-781C	HH1/4R1 048 9/16FJIC		
9.	811-876C	HH1/4R1 224 9/16FJIC		
10.	811-178C	HH1/4R1 114 9/16FJIC		2nd rev.
10.	811-229C	HH1/4R1 119 9/16FJIC		1st rev.
11.	811-212C	HH1/4R1 102 9/16FJIC		
12.	810-201C	CYL 1.5X2.5X.75 ROD (TIE ROD)	Refer to "Hydraulic Cylinder (810-201C 1.5x2.5x.75 Rod)" for breakdown	
13.	810-491C	MIDWAY ROD CLEVIS 3/4-16 UNF		
14.	810-274C	DOUBLE SELECTOR VALVE 3/4FORB	Refer to "Double Selector Valve (810-274C)" for breakdown	
15.	811-063C	EL 3/4MJIC 3/4MORB		
16.	196-862D	SELECTOR VALVE MOUNT STRAP		
17.	802-017C	HHCS 3/8-16X1 GR5		
18.	804-011C	WASHER FLAT 3/8 USS PLT		
19.	804-013C	WASHER LOCK SPRING 3/8 PLT		
20.	803-014C	NUT HEX 3/8-16 PLT		
21.	802-024C	HHCS 3/8-16X3 GR5		
22.	VER-25390	HH1/2M3K 3/4FJIC 3/4FJIC90X168		
23.	811-088C	AD 3/4MORB 3/4MJIC		

[Table of Contents](#) [Part Number Index](#)

Hydraulic Cylinder (810-500C 5x20x2 Rod)

(Applies to 3N-4010 & 3N-4010HDF, 3N-4020 only)



20297

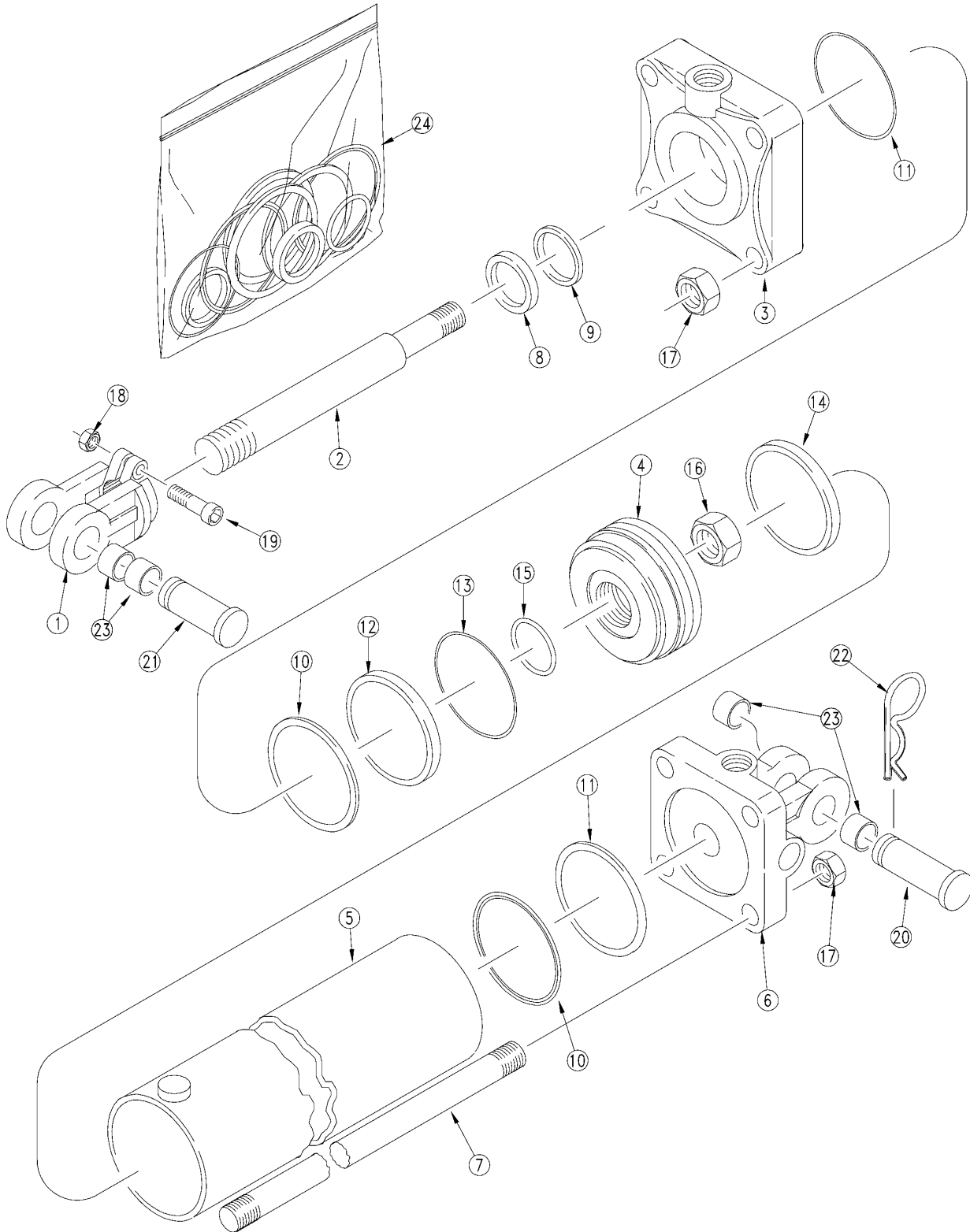
Hydraulic Cylinder (810-500C 5x20x2 Rod)

(Applies to 3N-4010 & 3N-4010HDF, 3N-4020 only)

Ref	Part No.	Part Description	Comments	Revision
	dwg20297	Image No.		
1.	1M7028	MIDWAY CLEVIS		
2.	2S8694	ROD MIDWAY 5X20X2.0		
3.	3R9612	MW HEAD		
4.	4R9109	PISTON MIDWAY		
5.	5R9128	TUBE MIDWAY		
6.	6R9171	BASE MIDWAY		
7.	7M8328	TIE ROD MIDWAY		
8.		MW WIPER	Only available in item 23	
9.		U-CUP	Only available in item 23	
10.		O-RING	Only available in item 23	
11.		MW BACK UP	Only available in item 23	
12.		TEFLON SEAL	Only available in item 23	
13.		O-RING LOADER MIDWAY	Only available in item 23	
14.		WEAR RING	Only available in item 23	
15.		MW O-RING	Only available in item 23	
16.	2A0025	MW PISTON NUT 1 1/4"-12 UNF		
17.	2A0019	RPBY 803-257C		
18.	2A0012	RPBY 803-234C		
19.	802-023C	HHCS 3/8-16X1 3/4 GR5		
20.	2A0218	CLEVIS PIN MIDWAY		
21.	2A0215	CLEVIS PIN MIDWAY		
22.	2A0132	MW PIN CLIP		
23.	890-620C	BUSHING,1 1/2X1 1/4X3/4LG		
24.	810-508C	SEAL KIT MW (4A9106)		

Hydraulic Cylinder (810-499C 5x24x2 Rod)

(Applies to 3N-4010 & 3N-4010HDF, 3N-4020 only)



20297

Hydraulic Cylinder (810-499C 5x24x2 Rod)

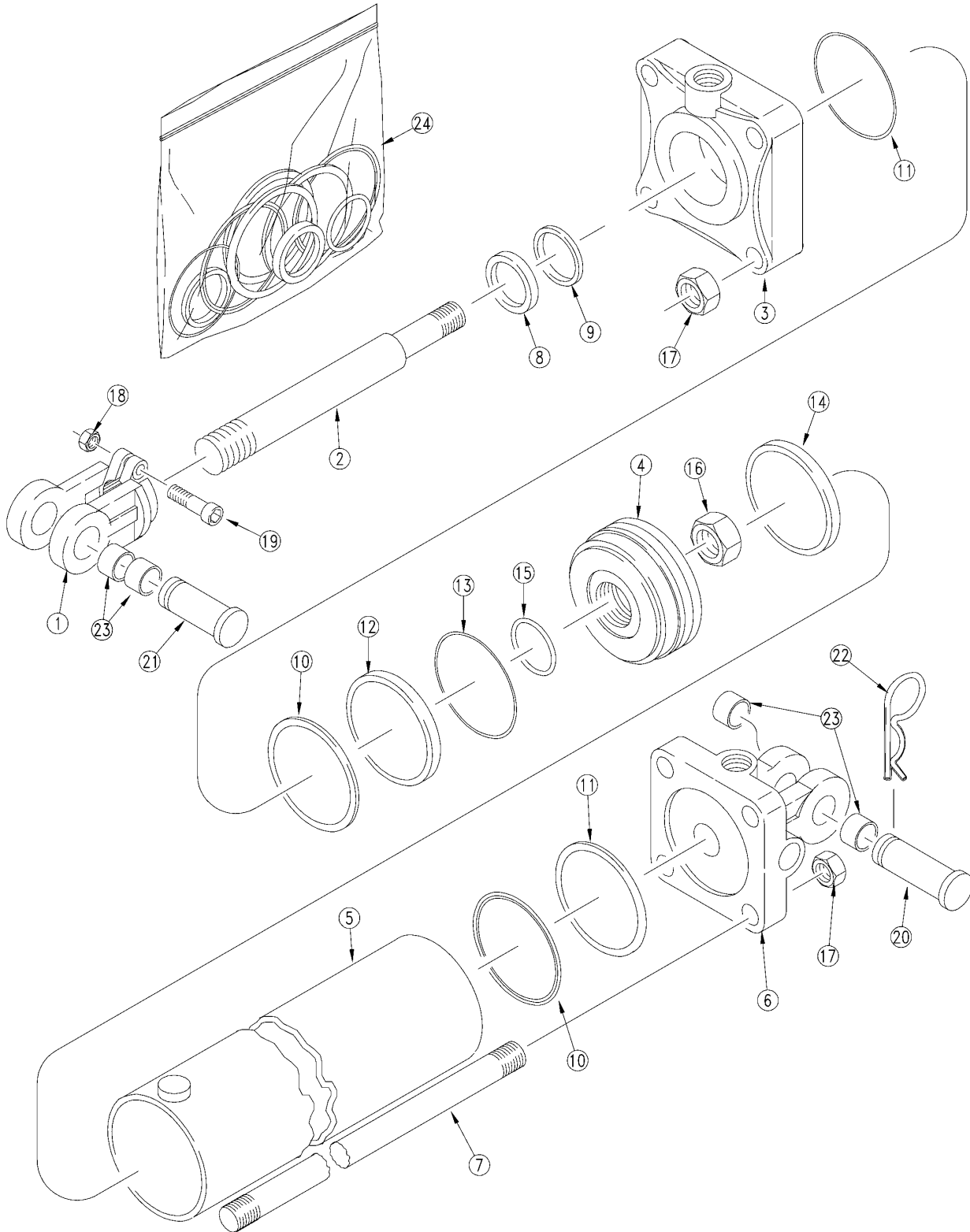
(Applies to 3N-4010 & 3N-4010HDF, 3N-4020 only)

Ref	Part No.	Part Description	Comments	Revision
	dwg20297	Image No.		
1.	1M7028	MIDWAY CLEVIS		
2.	2S8698	ROD MIDWAY 5X24X2.0		
3.	3R9612	MW HEAD		
4.	4R9109	PISTON MIDWAY		
5.	5R9932	MIDWAY TUBE		
6.	6R9169	BASE MIDWAY		
7.	7M8332	TIE ROD MIDWAY		
8.		MW WIPER	Only available in item 23	
9.		U-CUP	Only available in item 23	
10.		O-RING	Only available in item 23	
11.		MW BACK UP	Only available in item 23	
12.		TEFLON SEAL	Only available in item 23	
13.		O-RING LOADER MIDWAY	Only available in item 23	
14.		WEAR RING	Only available in item 23	
15.		MW O-RING	Only available in item 23	
16.	2A0025	MW PISTON NUT 1 1/4"-12 UNF		
17.	2A0019	RPBY 803-257C		
18.	2A0012	RPBY 803-234C		
19.	802-023C	HHCS 3/8-16X1 3/4 GR5		
20.	2A0218	CLEVIS PIN MIDWAY		
21.	2A0215	CLEVIS PIN MIDWAY		
22.	2A0132	MW PIN CLIP		
23.	890-620C	BUSHING,1 1/2X1 1/4X3/4LG		
24.	810-508C	SEAL KIT MW (4A9106)		

[Table of Contents](#) [Part Number Index](#)

Hydraulic Cylinder (810-498C 4.5x16x1.5 Rod)

(Applies to 3N-4010 & 3N-4010HDF, 3N-4020 only)



20297

Hydraulic Cylinder (810-498C 4.5x16x1.5 Rod)

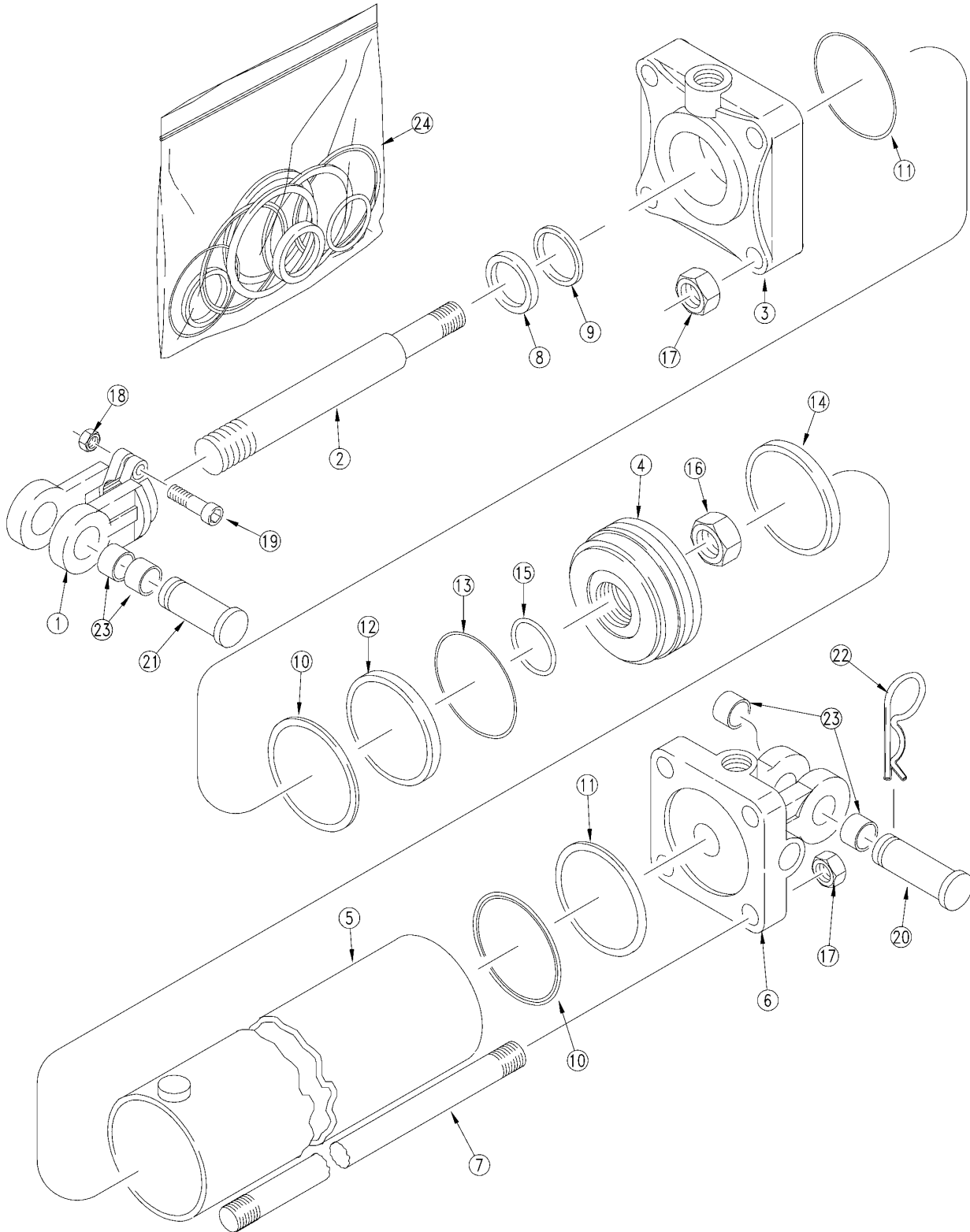
(Applies to 3N-4010 & 3N-4010HDF, 3N-4020 only)

Ref	Part No.	Part Description	Comments	Revision
	dwg20297	Image No.		
1.	1M7028	MIDWAY CLEVIS		
2.	2S7584	ROD MIDWAY		
3.	3R7512	HEAD MIDWAY		
4.	4R7112	PISTON MIDWAY		
5.	5R7324	REPLACED BY 5R7124		
6.	6R7191	BASE MIDWAY		
7.	7M7324	MW TIE ROD		
8.		MW WIPER	Only available in item 23	
9.		U-CUP	Only available in item 23	
10.		O-RING	Only available in item 23	
11.		BACK-UP MIDWAY	Only available in item 23	
12.		SEAL, TEFLON MIDWAY	Only available in item 23	
13.		O-RING LOADER MIDWAY	Only available in item 23	
14.		WEAR RING MIDWAY	Only available in item 23	
15.		MW O-RING	Only available in item 23	
16.	2A0025	MW PISTON NUT 1 1/4"-12 UNF		
17.	2A0019	RPBY 803-257C		
18.	2A0012	RPBY 803-234C		
19.	802-023C	HHCS 3/8-16X1 3/4 GR5		
20.	2A0218	CLEVIS PIN MIDWAY		
21.	2A0215	CLEVIS PIN MIDWAY		
22.	2A0132	MW PIN CLIP		
23.	890-620C	BUSHING,1 1/2X1 1/4X3/4LG		
24.	810-158C	SEAL KIT MW 4.5 RPHCYL 4A7104		

[Table of Contents](#) [Part Number Index](#)

Hydraulic Cylinder (810-497C 4.75x16x1.5 Rod)

(Applies to 3N-4010 & 3N-4010HDF, 3N-4020 only)



20297

Hydraulic Cylinder (810-497C 4.75x16x1.5 Rod)

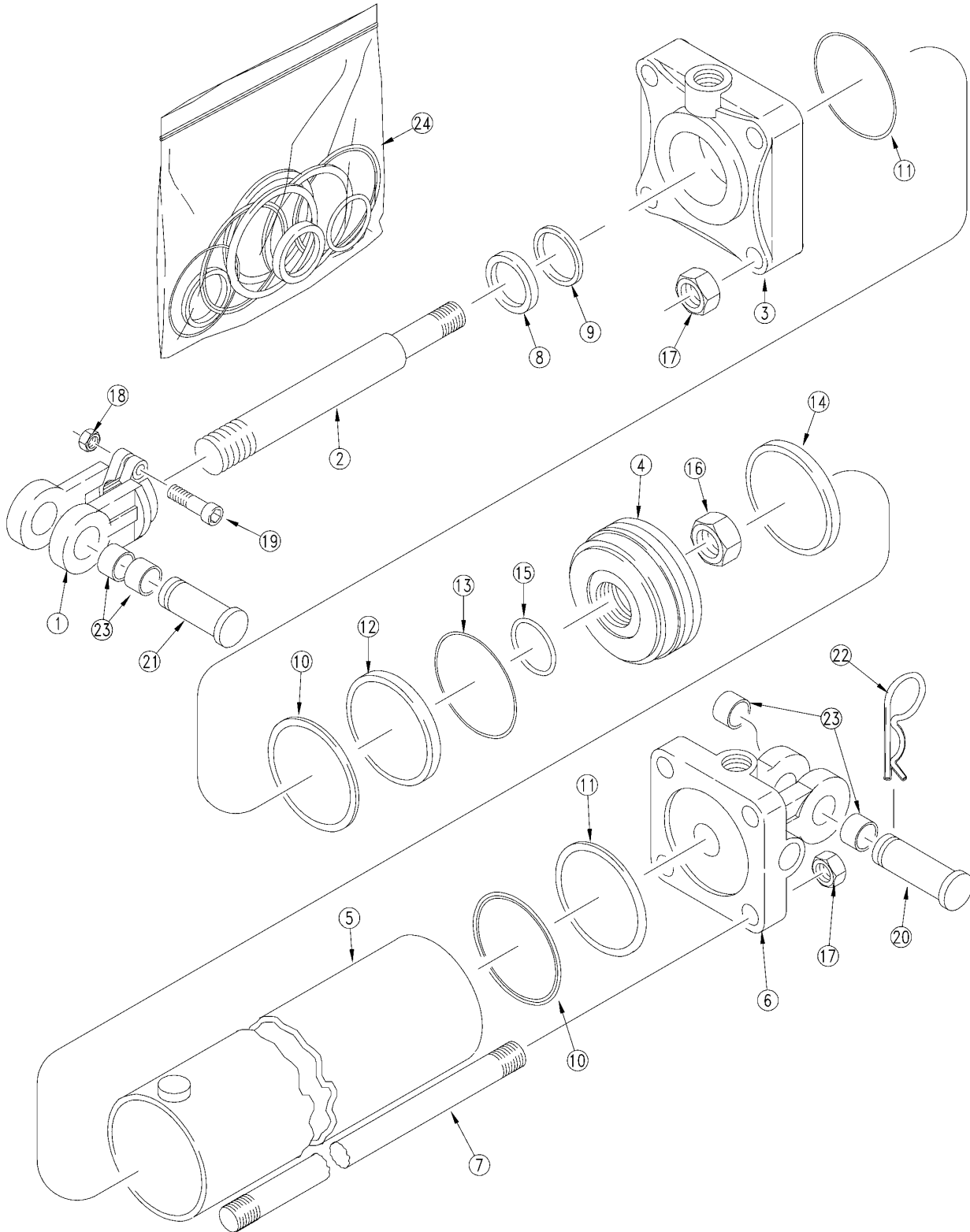
(Applies to 3N-4010 & 3N-4010HDF, 3N-4020 only)

Ref	Part No.	Part Description	Comments	Revision
	dwg20297	Image No.		
1.	1M7028	MIDWAY CLEVIS		
2.	2S8522	ROD MIDWAY		
3.	3R8512	MIDWAY HEAD F/ 4 3/4 CYL		
4.	4R8108	PISTON MIDWAY		
5.	5R8124	TUBE MIDWAY		
6.	6R8171	BASE MIDWAY		
7.	7M8324	TIE ROD MIDWAY		
8.		MW WIPER	Only available in item 23	
9.		U-CUP	Only available in item 23	
10.		O-RING MIDWAY	Only available in item 23	
11.		MW BACK UP	Only available in item 23	
12.		SEAL, TEFLON MIDWAY	Only available in item 23	
13.		O-RING LOADER MIDWAY	Only available in item 23	
14.		WEAR RING MIDWAY	Only available in item 23	
15.		MW O-RING	Only available in item 23	
16.	2A0025	MW PISTON NUT 1 1/4"-12 UNF		
17.	2A0019	RPBY 803-257C		
18.	2A0012	RPBY 803-234C		
19.	802-023C	HHCS 3/8-16X1 3/4 GR5		
20.	2A0218	CLEVIS PIN MIDWAY		
21.	2A0215	CLEVIS PIN MIDWAY		
22.	2A0132	MW PIN CLIP		
23.	890-620C	BUSHING,1 1/2X1 1/4X3/4LG		
24.	810-160C	SEAL KIT MW 4.75 RPHCYL 4A8104		

[Table of Contents](#) [Part Number Index](#)

Hydraulic Cylinder (810-496C 5x16x1.5 Rod)

(Applies to 3N-4010 & 3N-4010HDF, 3N-4020 only)



20297

Hydraulic Cylinder (810-496C 5x16x1.5 Rod)

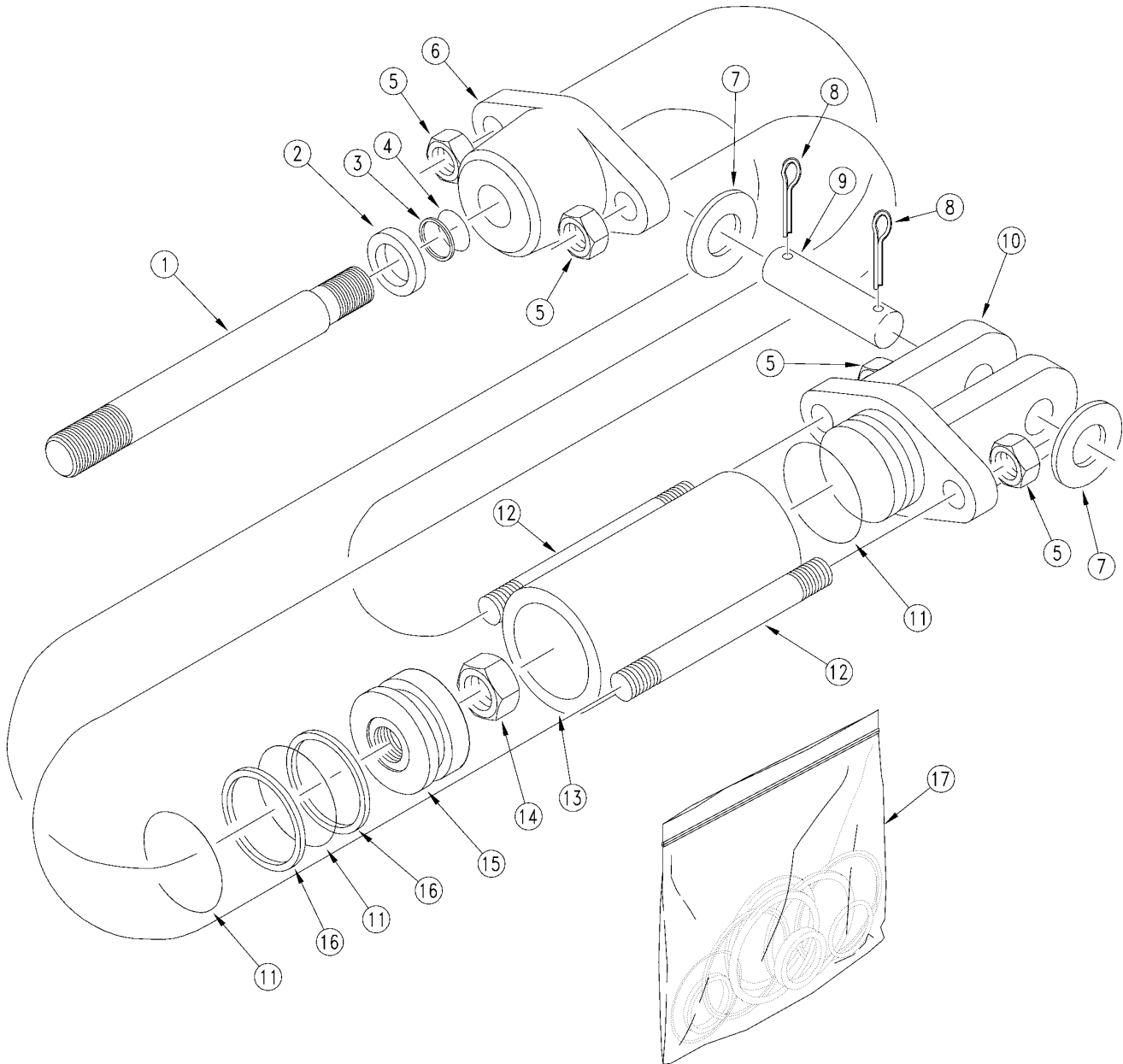
(Applies to 3N-4010 & 3N-4010HDF, 3N-4020 only)

Ref	Part No.	Part Description	Comments	Revision
	dwg20297	Image No.		
1.	1M7028	MIDWAY CLEVIS		
2.	2S8522	ROD MIDWAY		
3.	3R9512	MIDWAY HEAD		
4.	4R9108	PISTON MIDWAY		
5.	5R9124	TUBE MIDWAY		
6.	6R9171	BASE MIDWAY		
7.	7M8324	TIE ROD MIDWAY		
8.		MW WIPER	Only available in item 23	
9.		U-CUP	Only available in item 23	
10.		O-RING	Only available in item 23	
11.		MW BACK UP	Only available in item 23	
12.		SEAL, TEFLON MIDWAY	Only available in item 23	
13.		O-RING LOADER MIDWAY	Only available in item 23	
14.		WEAR RING MIDWAY	Only available in item 23	
15.		MW O-RING	Only available in item 23	
16.	2A0025	MW PISTON NUT 1 1/4"-12 UNF		
17.	2A0019	RPBY 803-257C		
18.	2A0012	RPBY 803-234C		
19.	802-023C	HHCS 3/8-16X1 3/4 GR5		
20.	2A0218	CLEVIS PIN MIDWAY		
21.	2A0215	CLEVIS PIN MIDWAY		
22.	2A0132	MW PIN CLIP		
23.	890-620C	BUSHING,1 1/2X1 1/4X3/4LG		
24.	810-507C	SEAL KIT MW (4A9104)		

[Table of Contents](#) [Part Number Index](#)

Hydraulic Cylinder (810-201C 1.5x2.5x.75 Rod)

(Applies to 3N-4010 & 3N-4010HDF, 3N-4020 only)



12822

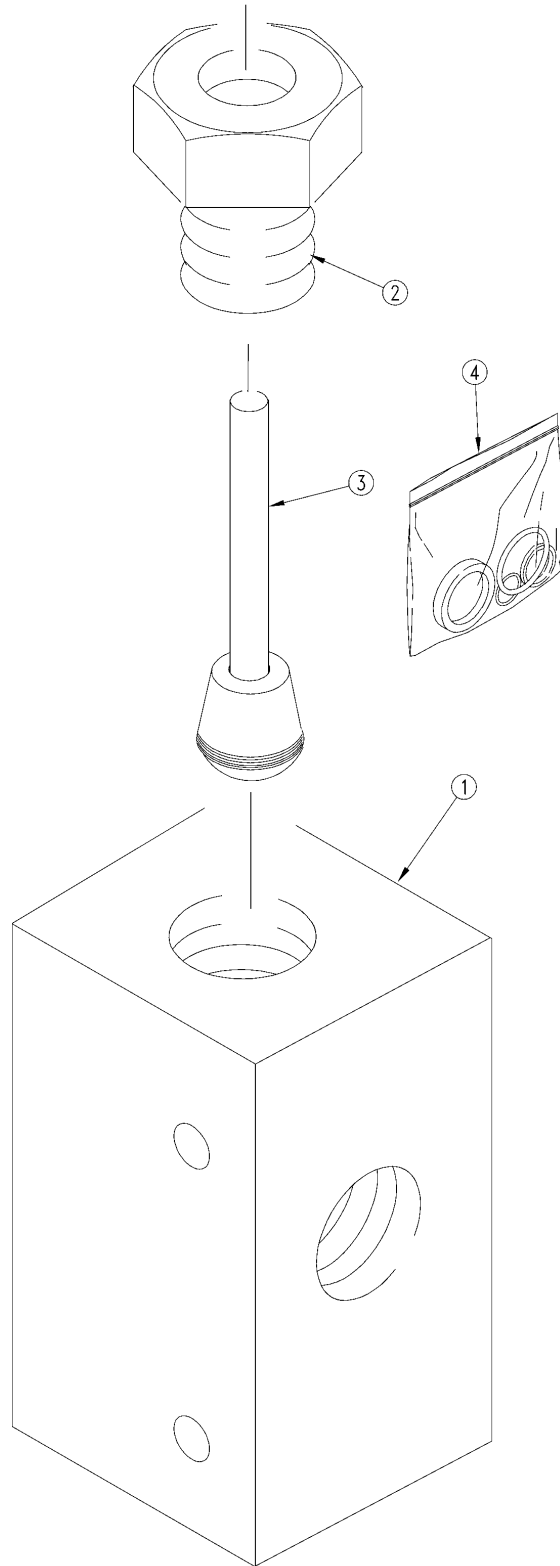
Hydraulic Cylinder (810-201C 1.5x2.5x.75 Rod)

(Applies to 3N-4010 & 3N-4010HDF, 3N-4020 only)

Ref	Part No.	Part Description	Comments	Revision
	dwg12822	Image No.		
1.	2M1190	MW ROD		
2.		WIPER SEAL	Only available in item 17	
3.		BACKUP	Only available in item 17	
4.		O-RING	Only available in item 17	
5.	2A0014	MW TIE ROD NUT		
6.	3M1108	MW HEAD		
7.	804-021C	WASHER FLAT 5/8 SAE PLT		
8.	2A0130	MW COTTER PIN		
9.	2A0202	MW CLEVIS PIN		
10.	6M1108	MW BASE		
11.		O-RING	Only available in item 17	
12.	7M1302	MW TIE ROD		
13.	5M1103	MW TUBE		
14.	2A0018	MW TIE ROD NUT		
15.	4M1102	MW PISTON		
16.		BACKUP	Only available in item 17	
17.	810-249C	SEAL KIT MW 3A1102		

Stroke Control Valve (810-503C)

(Applies to 3N-4010 & 3N-4010HDF, 3N-4020 only)



20304

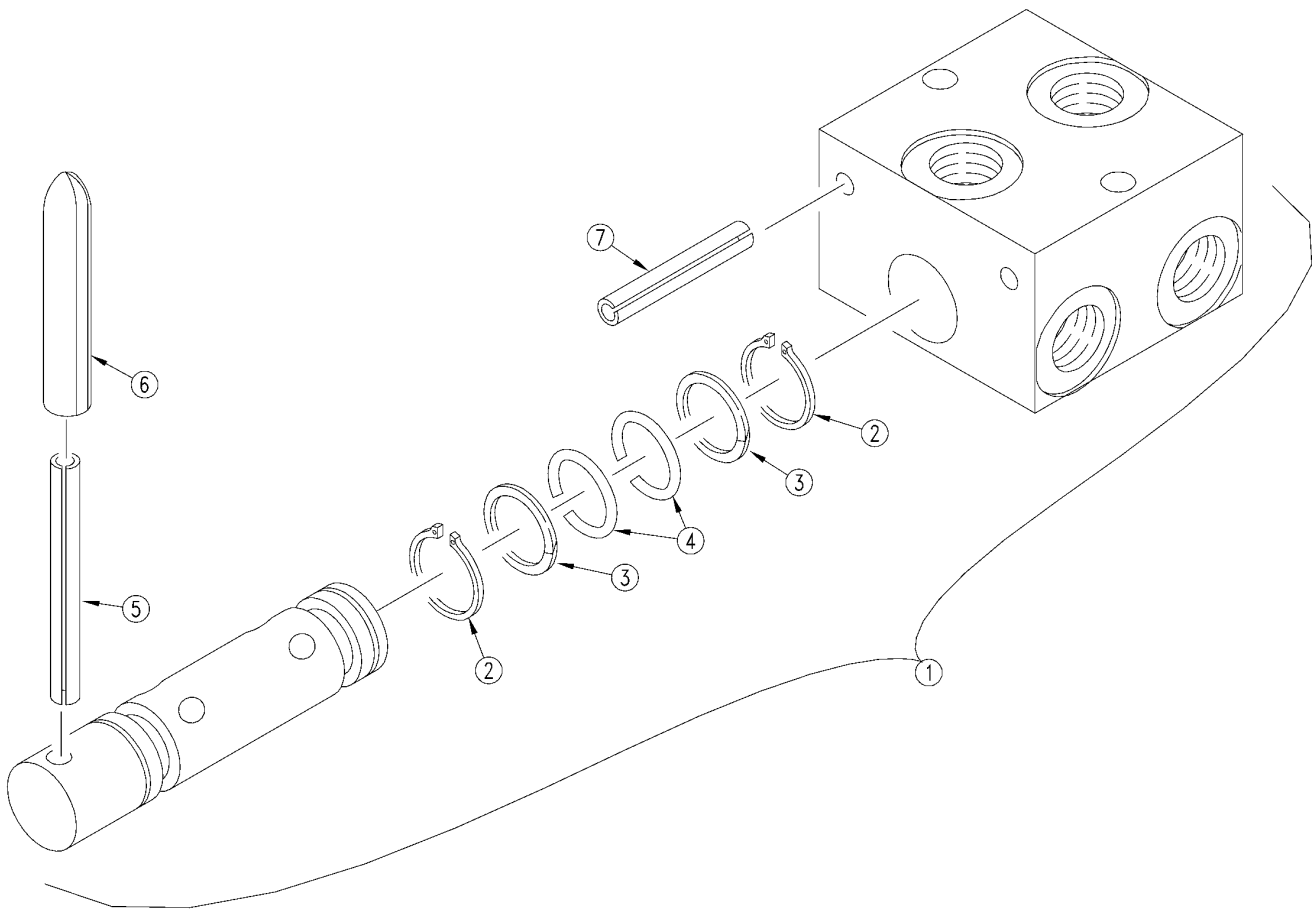
Stroke Control Valve (810-503C)

(Applies to 3N-4010 & 3N-4010HDF, 3N-4020 only)

Ref	Part No.	Part Description	Comments	Revision
	dwg20304	Image No.		
1.	5424	SHOEMAKER BODY		
2.	8103	SHOEMAKER ASM., PLUG ADAPTER		
3.	5425	SHOEMAKER POPPET		
4.	810-509C	SEAL KIT SHOEMAKER #5468		
	810-503C	VALVE, STROKE CTRL 35 GPM -12		

Double Selector Valve (810-274C)

(Applies to 3N-4010 & 3N-4010HDF, 3N-4020 only)



14927

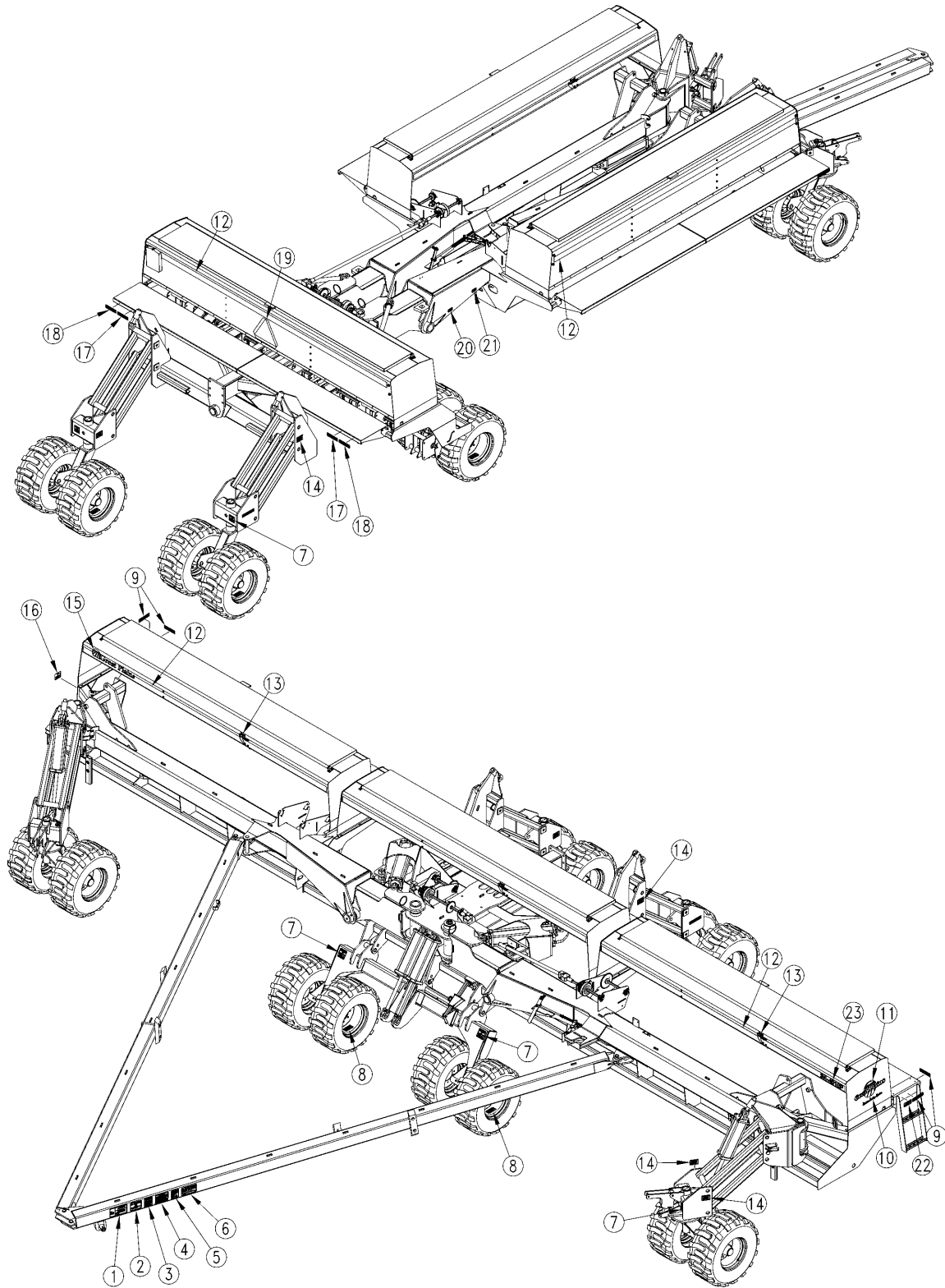
Double Selector Valve (810-274C)

(Applies to 3N-4010 & 3N-4010HDF, 3N-4020 only)

Ref	Part No.	Part Description	Comments	Revision
	dwg14927	Image No.		
1.	810-274C	DOUBLE SELECTOR VALVE 3/4FORB		
2.	1079	RPBY SEAL KIT		
3.	1089-210	RPBY SEAL KIT 810-458C		
4.	1088-210	SHOEMAKER O-RING BUNA N 70DURO		
5.	1285	SH GROOVE PIN		
6.	817-255C	BLACK VINYL GRIP		
7.	1084	SH PIN, SPRING 0.25 DIAMETER		

Decals

(Applies to 3N-4010 & 3N-4010HDF, 3N-4020 only)



20292

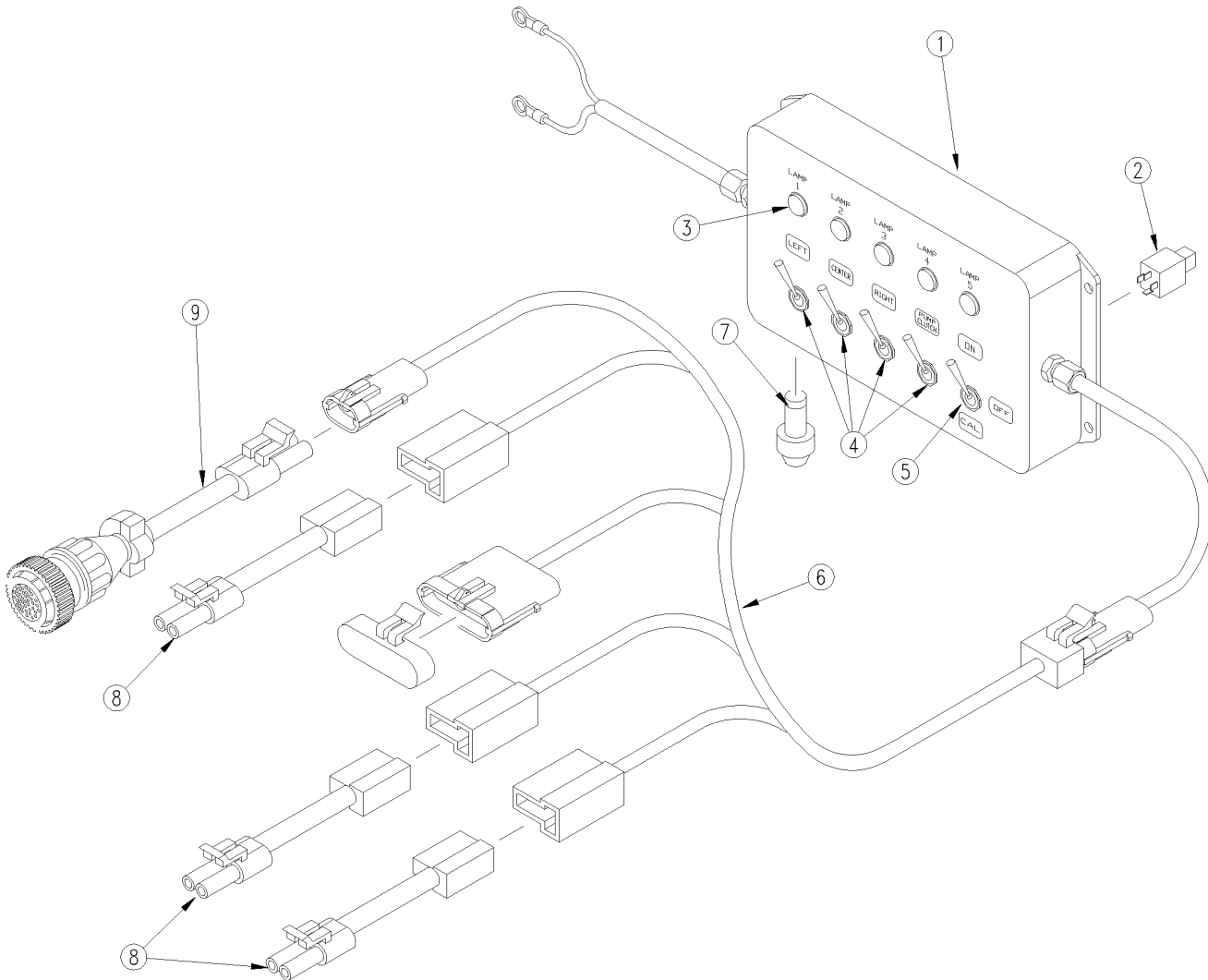
Decals

(Applies to 3N-4010 & 3N-4010HDF, 3N-4020 only)

Ref	Part No.	Part Description	Comments	Revision
	dwg20292	Image No.		
1.	818-590C	DECAL DANGER CRUSH TRCTR & 3PT		
2.	818-557C	DECAL DANGER CANNOT READ ENG		
3.	818-339C	DECAL WARNING HIGH PRESSUR SML		
4.	818-043C	DECAL LIFT CYL OPERATING INSTR		
5.	818-587C	DECAL CAUTION OPERATIONAL MACH		
6.	818-188C	DECAL WARNING 20 MPH TRANS LRG		
7.	818-398C	DECAL CAUTION TIRES NOT A STEP		
8.	818-426C	DECAL PTO 826-117C 540RPM		
9.	838-265C	DECAL REFLECTOR AMBER 1 1/2X9		
10.	838-158C	DECAL SCRIPT SOLID STAND SMALL		
11.	838-228C	DECAL GREAT PLAINS ON LOGO SML		
12.	838-160C	DECAL 3 COLOR STRIPE 2.50 WIDE		
13.	838-237C	DECAL SEED LEVEL LH		
14.	818-045C	DECAL WARNING PINCH PT/CRUSH		
15.	838-161C	DECAL LOGO&GP F/STRIPE 4 X 24		
16.	838-153C	DECAL -P GROUND AND TUBE DIST		
17.	838-267C	DECAL REFLECTR DAYTIME 1 1/2X9		
18.	838-266C	DECAL REFLECTOR RED 1 1/2X9		
19.	818-003C	DECAL SLOW MOVING VEHICLE		
20.	818-257C	DECAL TRANSPORT LOCK ROAD		
21.	818-258C	DECAL TRANSPORT LOCK FIELD		
22.	838-102C	DECAL WARNING FALLING HAZARD		
23.	838-538C	DECAL 3N-4010		
23.	838-539C	DECAL 3N-4020		

Point Row

(Applies to 3N-4010 & 3N-4010HDF, 3N-4020 only)



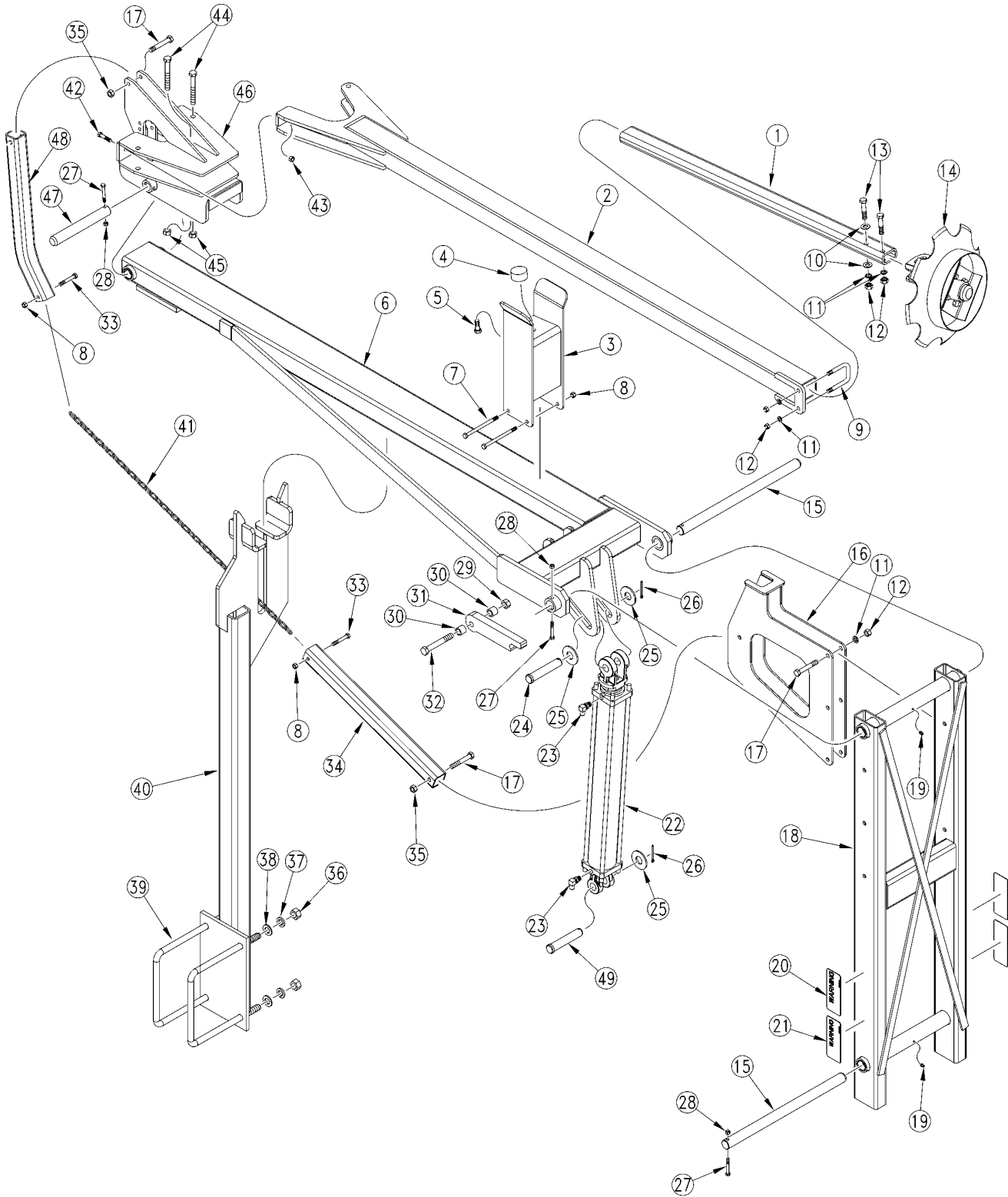
Point Row

(Applies to 3N-4010 & 3N-4010HDF, 3N-4020 only)

Ref	Part No.	Part Description	Comments	Revision
	dwg20324	Image No.		
1.	9107083	ELTX 40P CAB CONSOLE - CLUTCH		
2.	4411201	ELECTREX HARNESS REPL PART		
3.	4301117	ELECTREX RED LAMP FOR BOXES		
4.	4100010	ELECTREX HARNESS REPL PART		
5.	4112302	TOGGLE SWITCH 3 POS ELECTREX		
6.	9107084	ELTX 40P DRILL HARNESS-CLUTCH		
7.	4201025	25 AMP FUSE ELECTREX HARNESS		
8.	833-088C	OGURA CLUTCH JUMPER HARNESS		
9.	833-489C	2-WIRE AMP - WEATHERPACK ADAPT		

Marker Arm

(Applies to 3N-4010 & 3N-4010HDF, 3N-4020 only)



20287

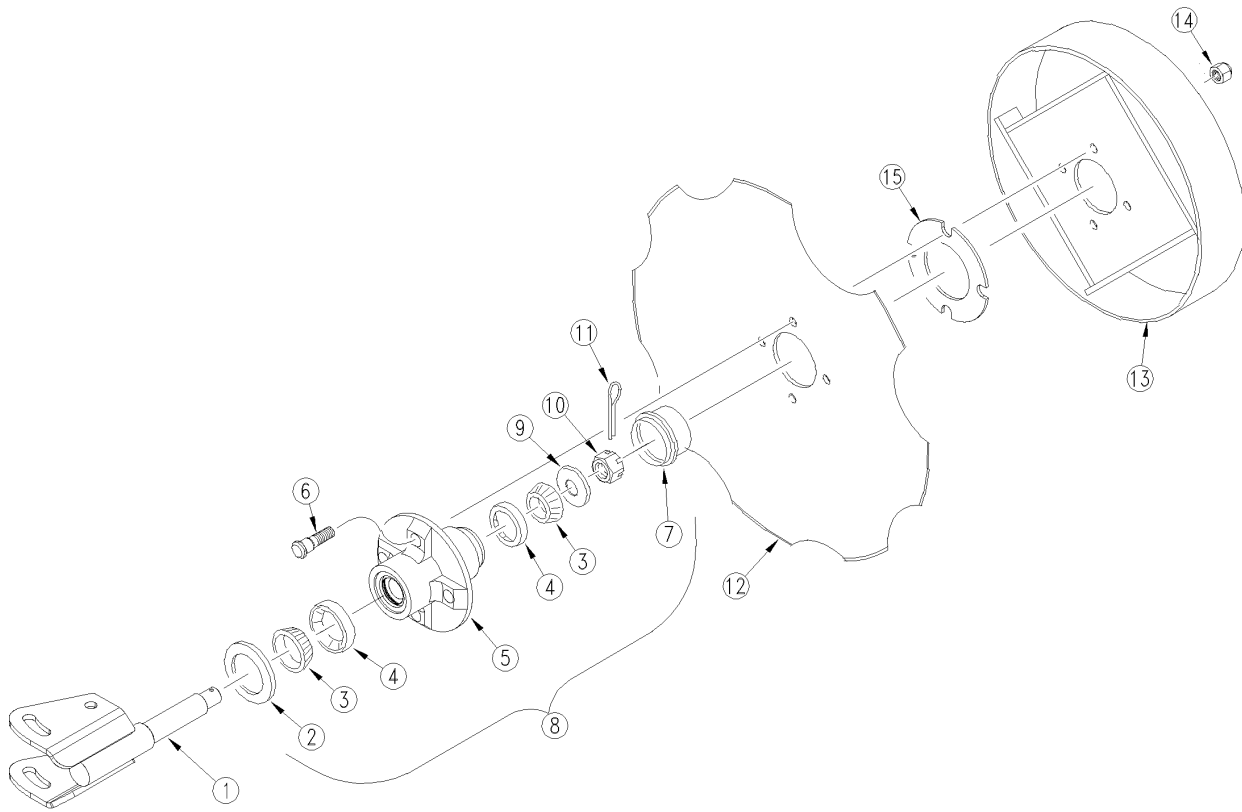
Marker Arm

(Applies to 3N-4010 & 3N-4010HDF, 3N-4020 only)

Ref	Part No.	Part Description	Comments	Revision
	dwg20287	Image No.		
1.	113-779H	40P MARKER EXT TUBE WLDMT		
2.	113-793H	MARKER SHEAR ARM 40P		
3.	113-725H	3S-4000 MARKER REST BRKT WLMT		
4.	816-170C	RD BUMP STOP 2 X 1 X 1/2-13		
5.	802-032C	HHCS 1/2-13X3/4 GR5		
6.	113-716H	3S-4000 MARKER 2ND SEC WLMT LH	Shown	
6.	113-717H	3S-4000 MARKER 2ND SEC WLMT RH		
7.	802-381C	HHCS 3/8-16X6 GR5		
8.	803-013C	NUT LOCK 3/8-16 PLT		
9.	806-010C	U-BOLT 1/2-13 X 2 1/2 X 3 1/2		
10.	804-017C	WASHER FLAT 1/2 USS PLT		
11.	804-015C	WASHER LOCK SPRING 1/2 PLT		
12.	803-020C	NUT HEX 1/2-13 PLT		
13.	802-044C	HHCS 1/2-13X4 GR5		
14.	113-790S	40P MARKER DISC & HUB ASSEMBLY	Refer to "Marker Disk And Hub (113-790S)" for breakdown	
15.	113-686D	3S-4000 MARKER HINGE PIN LG		
16.	113-722H	3S-4000 MARKER TRANS BRC WLMT		
17.	802-099C	HHCS 1/2-13X3 1/4 GR5		
18.	113-715H	3S-4000 MARKER 1ST SEC WLMT		
19.	800-001C	GREASE ZERK STRAIGHT 1/4-28		
20.	818-580C	DECAL WARNING OVERHEAD MKR HAZ		
21.	818-579C	DECAL WARNING PINCH/SHEAR HAZ		
22.	810-423C	CYL 3X24X1.50 ROD (TIE ROD)	Refer to "Hydraulic Cylinder (810-423C 3 x 24 x 1.5 Rod)" for breakdown	
23.	811-065C	EL 9/16MJIC 9/16MORB		
24.	805-131C	PIN CLEVIS 1 X 4 11/16 USABLE		
25.	804-028C	WASHER FLAT 1 USS PLT		
26.	805-058C	PIN COTTER 3/16 X 2		
27.	802-138C	HHCS 5/16-18X2 1/4 GR5		
28.	803-011C	NUT LOCK 5/16-18 PLT		
29.	803-024C	NUT LOCK 5/8-11 PLT		
30.	113-683D	3S-4000 MARKER CYL PIN SPACER		
31.	113-682D	3S-4000 MARKER CYL PIN LOCK		
32.	802-100C	HHCS 5/8-11X4 1/2 GR5		
33.	802-114C	HHCS 3/8-16X2 1/2 GR5		
34.	113-685D	3S-4000 MARKER LIFT ARM		
35.	803-019C	NUT LOCK 1/2-13 PLT		
36.	803-027C	NUT HEX 3/4-10 PLT		
37.	804-023C	WASHER LOCK SPRING 3/4 PLT		
38.	804-025C	WASHER FLAT 3/4 SAE PLT		
39.	806-172C	U-BOLT 3/4-10 X 10 1/32X11 1/2		
40.	113-780H	40P MARKER TRANS REST WLDMT		
41.	113-717D	CHAIN COIL 1/4 HIGH TEST 73 IN		
42.	802-589C	HHCS 7/16-14X2 GR5		
43.	803-200C	NUT HEX LOCK 7/16-14 PLT		
44.	802-062C	HHCS 5/8-11X5 GR5		
45.	803-024C	NUT LOCK 5/8-11 PLT		
46.	113-792H	MARKER SHEAR BASE		
47.	113-687D	3S-4000 MARKER HING PIN SHORT		
48.	113-790D	MARKER LIFT ARM TUBE BENT		
49.	805-004C	PIN CLEVIS 1 X 2 3/4 USABLE LG		

Marker Disk And Hub (113-790S)

(Applies to 3N-4010 & 3N-4010HDF, 3N-4020 only)



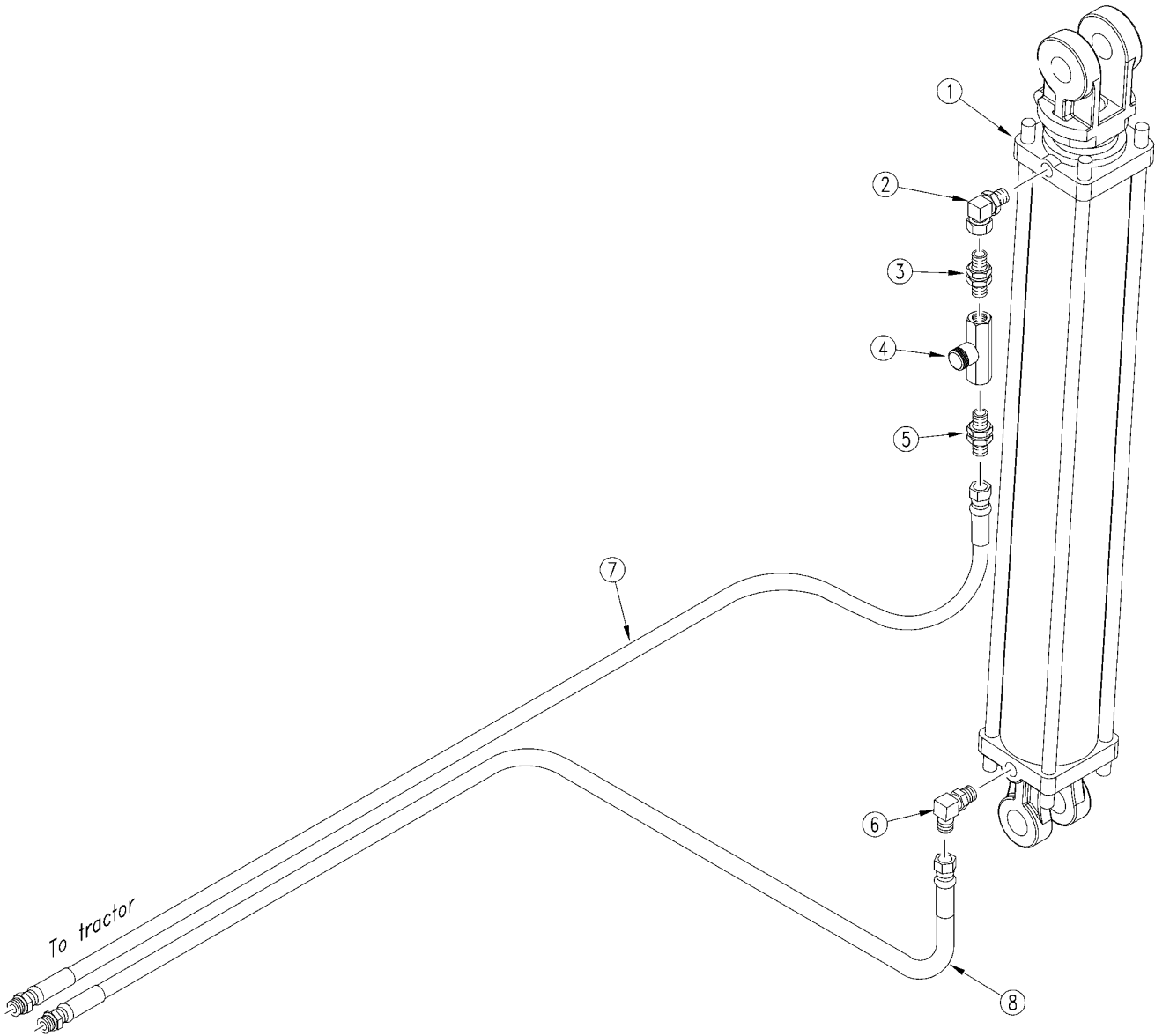
Marker Disk And Hub (113-790S)

(Applies to 3N-4010 & 3N-4010HDF, 3N-4020 only)

Ref	Part No.	Part Description	Comments	Revision
	dwg20332	Image No.		
1.	113-789H	40P 1 SPINDLE MARKER WELDMENT		
2.	816-014C	TINE GAUGE WHEEL HUB SEAL		
3.	822-030C	BRG CONE 1.00ID L44643		
4.	822-080C	BRG CUP 1.98OD L44610		
5.	1-100-02-00	RELIABLE HUB 4 BOLT		
6.	B0-47	NEILSON STUD 1/2-20UNFX1 13/16		
7.	890-614C	GREASE CAP #1505		
8.	815-001C	TINE GW HUB	Includes 2,3,4,5 & 7	
9.	804-025C	WASHER FLAT 3/4 SAE PLT		
10.	803-053C	NUT HEX SLOTTED 3/4-16		
11.	805-019C	PIN COTTER 5/32 X 1 PLT		
12.	820-094C	16 4-BOLT NOTCHED MARKER DISK		
13.	113-369H	DEPTH BAND 10 4-BOLT 4B.C.		
14.	803-159C	NUT LUG 1/2-20X60DEG PLT(.75AF		
15.	116-353D	BLADE SPACER		

LH Marker Hydraulics

(Applies to 3N-4010 & 3N-4010HDF, 3N-4020 only)



20305

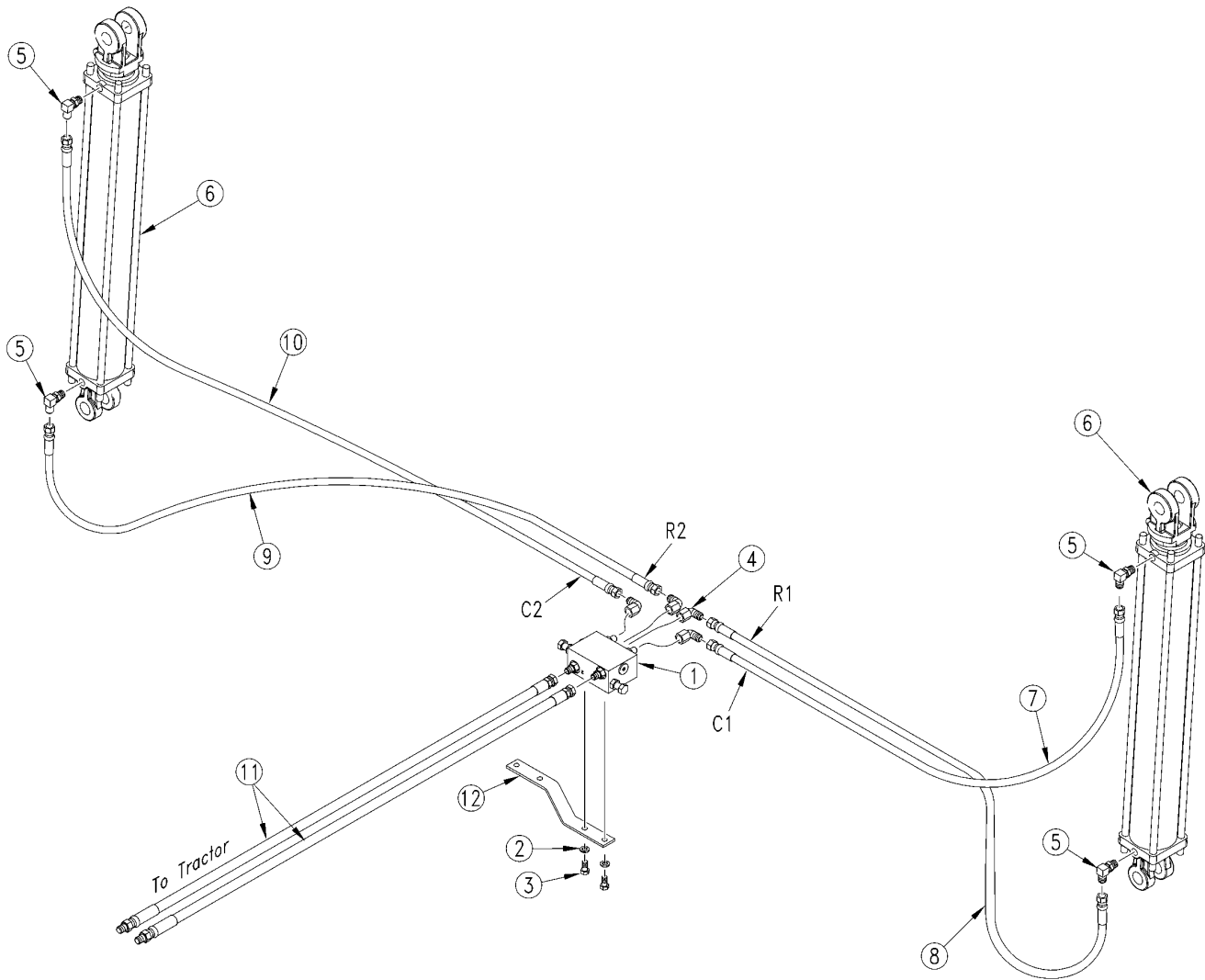
LH Marker Hydraulics

(Applies to 3N-4010 & 3N-4010HDF, 3N-4020 only)

Ref	Part No.	Part Description	Comments	Revision
	dwg20305	Image No.		
1.	810-423C	CYL 3X24X1.50 ROD (TIE ROD)	Refer to "Hydraulic Cylinder (810-423C 3 x 24 x 1.5 Rod)" for breakdown	
2.	811-281C	EL 3/8FNPT 9/16MORB		
3.	811-044C	AD 3/8MNPT		
4.	810-058C	VALVE 3/8 NEEDLE		
5.	811-151C	AD 9/16MJIC 3/8MNPT		
6.	811-065C	EL 9/16MJIC 9/16MORB		
7.	811-586C	HH3/8R1 134 9/16FJIC		
8.	811-217C	HH3/8R1 114 9/16FJIC		
9.	811-822C	HH3/8R1 384 9/16FJIC 3/4MORBS		
10.	810-274C	DOUBLE SELECTOR VALVE 3/4FORB	Refer to "Double Selector Valve (810-274C)" for breakdown	
11.	811-171C	EL 3/4MORB 9/16MJIC		
12.	196-862D	SELECTOR VALVE MOUNT STRAP		
13.	802-017C	HHCS 3/8-16X1 GR5		
14.	804-011C	WASHER FLAT 3/8 USS PLT		
15.	804-013C	WASHER LOCK SPRING 3/8 PLT		
16.	803-014C	NUT HEX 3/8-16 PLT		
17.	802-024C	HHCS 3/8-16X3 GR5		

Dual Marker Hydraulics

(Applies to 3N-4010 & 3N-4010HDF, 3N-4020 only)



20291

Dual Marker Hydraulics

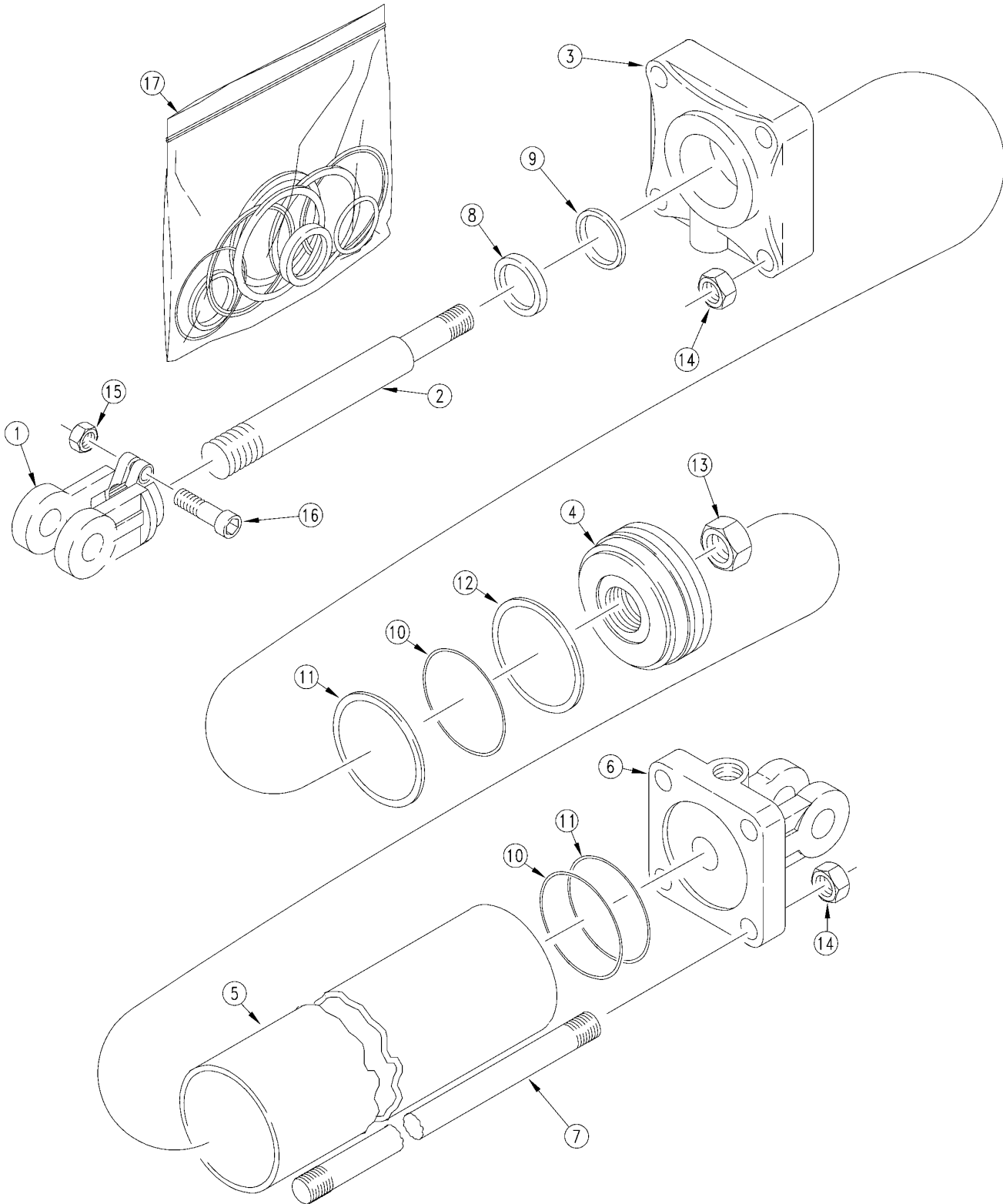
(Applies to 3N-4010 & 3N-4010HDF, 3N-4020 only)

Ref	Part No.	Part Description	Comments	Revision
	dwg20291	Image No.		
1.	810-422C	VALVE,SEQ SHOEMAKER HI FLO	Refer to "Sequence Valve (810-422C)" for breakdown	
2.	804-013C	WASHER LOCK SPRING 3/8 PLT		
3.	802-014C	HHCS 3/8-16X3/4 GR5		
4.	811-169C	EL 9/16MJIC 9/16FJIC		
5.	811-065C	EL 9/16MJIC 9/16MORB		
6.	810-423C	CYL 3X24X1.50 ROD (TIE ROD)	Refer to "Hydraulic Cylinder (810-423C 3 x 24 x 1.5 Rod)" for breakdown	
7.	811-586C	HH3/8R1 134 9/16FJIC		
8.	811-217C	HH3/8R1 114 9/16FJIC		
9.	811-803C	HH3/8R1 372 9/16FJIC		
10.	811-804C	HH3/8R1 396 9/16FJIC		
11.	811-822C	HH3/8R1 384 9/16FJIC 3/4MORBS		
12.	810-274C	DOUBLE SELECTOR VALVE 3/4FORB	Refer to "Double Selector Valve (810-274C)" breakdown	
13.	811-171C	EL 3/4MORB 9/16MJIC		
14.	811-864C	HH1/4R1 22 9/16FJIC 9/16FJIC		
15.	802-024C	HHCS 3/8-16X3 GR5		
16.	803-014C	NUT HEX 3/8-16 PLT		
17.	196-862D	SELECTOR VALVE MOUNT STRAP		

[Table of Contents](#) [Part Number Index](#)

Hydraulic Cylinder (810-423C 3 x 24 x 1.5 Rod)

(Applies to 3N-4010 & 3N-4010HDF, 3N-4020 only)



18964

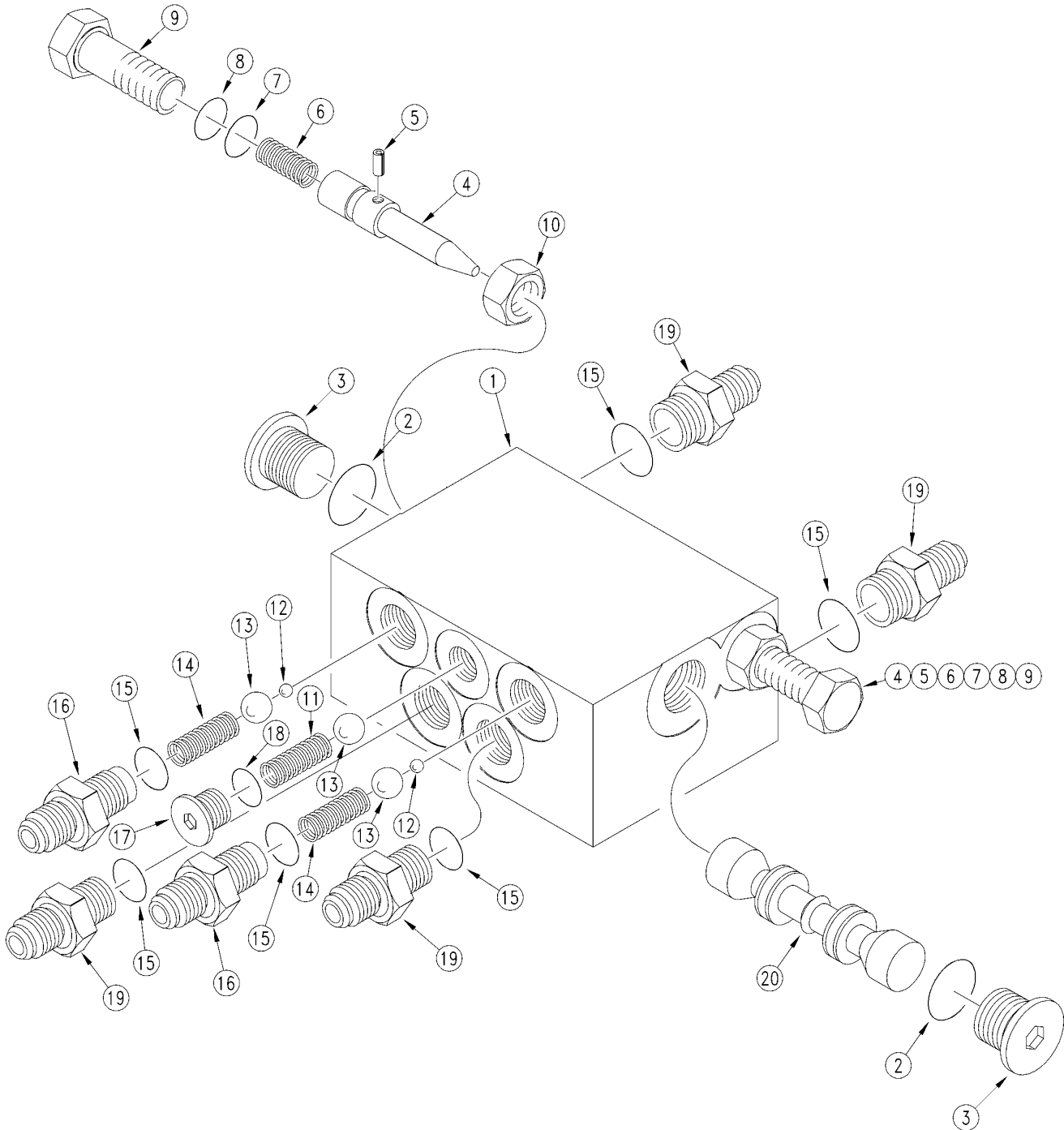
Hydraulic Cylinder (810-423C 3 x 24 x 1.5 Rod)

(Applies to 3N-4010 & 3N-4010HDF, 3N-4020 only)

Ref	Part No.	Part Description	Comments	Revision
	dwg18964	Image No.		
1.	1M7016	CLEVIS ROD MIDWAY		
2.	2M4532	MW ROD		
3.	3R1510	MW HEAD		
4.	4M4108	MW PISTON		
5.	5M4132	MW TUBE		
6.	6R1144	BASE MIDWAY		
7.	7M4332	MW TIE ROD		
8.		MW WIPER	Only found in seal kit 17	
9.		MW U-CUP	Only found in seal kit 17	
10.		MW O-RING	Only found in seal kit 17	
11.		MW BACKUP	Only found in seal kit 17	
12.		MW CROWN SEAL	Only found in seal kit 17	
13.	2A0024	MW PISTON NUT 1-14		
14.	2A0014	MW TIE ROD NUT		
15.	2A0012	RPBY 803-234C		
16.	2A0006	RPBY 802-023C		
17.	810-430C	SEAL KIT MW 3 CYL 5A4106		
	810-423C	CYL 3X24X1.50 ROD (TIE ROD)		

Sequence Valve (810-422C)

(Applies to 3N-4010 & 3N-4010HDF, 3N-4020 only)



12024

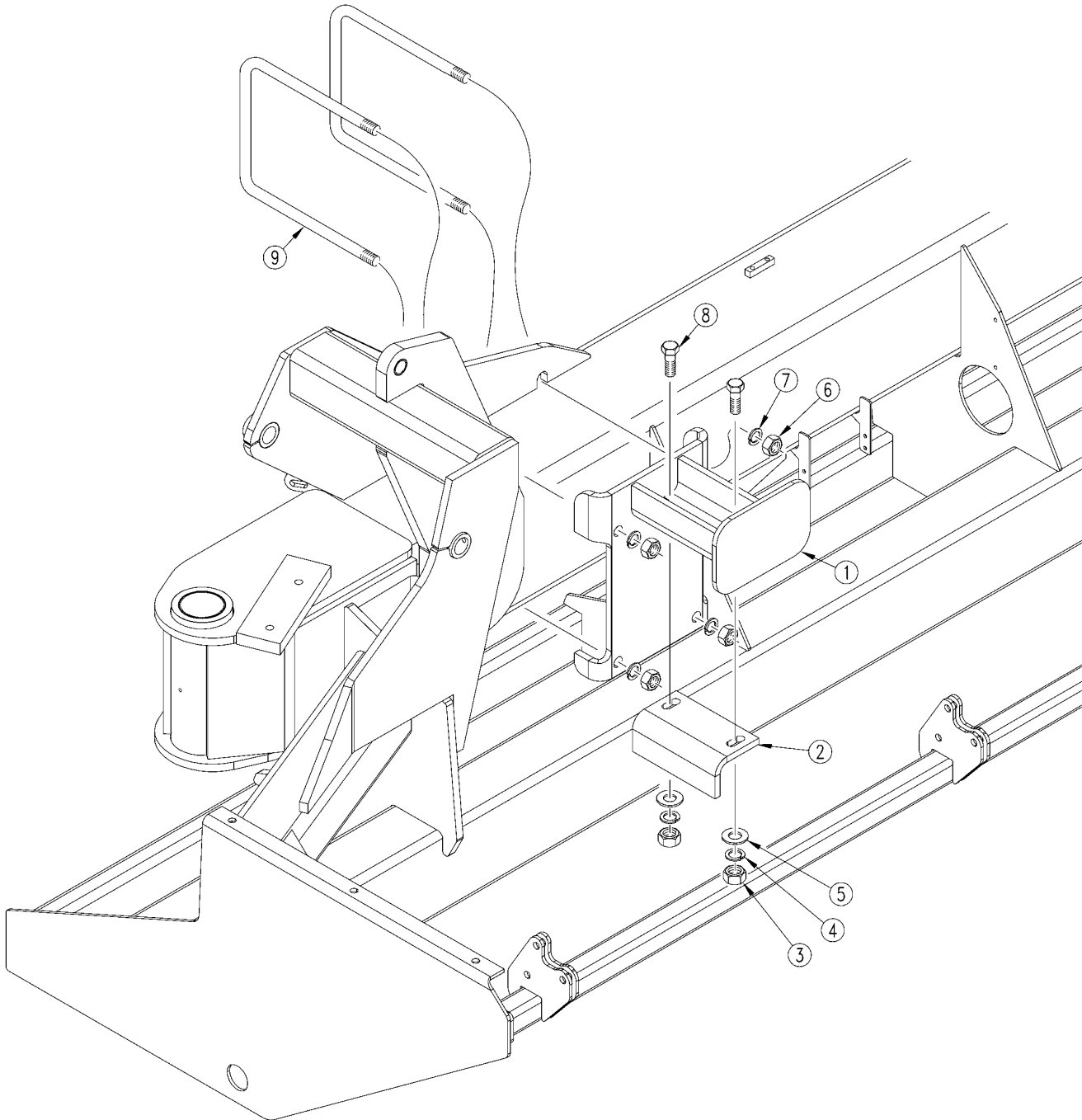
Sequence Valve (810-422C)

(Applies to 3N-4010 & 3N-4010HDF, 3N-4020 only)

Ref	Part No.	Part Description	Comments	Revision
	dwg12024	Image No.		
1.	3089	SHOEMAKER BODY MKR SEQ VALVE		
2.	1088-908	SHOEMAKER O-RING		
3.	1132-08	SHOEMAKER PLUG, HEX SOCKET		
4.	1179	SHOEMAKER NEEDLE, FLOW CONTROL		
5.	1217	SHOEMAKER .125 SPRING PIN		
6.	1211	SHOEMAKER SPRING COMPRESSION		
7.	1088-011	RPBY 1100-011		
8.	1089-011	RPBY SEAL KIT		
9.	1180	SHOEMAKER SCREW, FLOW CON.ADJ.		
10.	1218	SHOEMAKER HEX, JAM NUT Z PLTD.		
11.	1099	RPBY SEAL KIT		
12.	1087-250	RPBY SEAL KIT		
13.	1087-437	RPBY SEAL KIT		
14.	1042	RPBY SEAL KIT		
15.	1088-906	SHOEMAKER O-RING		
16.	1182	SHOEMAKER FITTING PORT ADPT.		
17.	1132-05	SHOEMAKER HEX, SKT O-RING PLUG		
18.	1088-905	SHOEMAKER O-RING		
19.	1092-6	RPBY 1092-6-6		
20.	2154	SHOEMAKER SPOOL, MKR SEQ. .076		

Weight Bracket (Option)

(Applies to 3N-4010 & 3N-4010HDF, 3N-4020 only)



20323

Weight Bracket (Option)

(Applies to 3N-4010 & 3N-4010HDF, 3N-4020 only)

Ref	Part No.	Part Description	Comments	Revision
	dwg20323	Image No.		
1.	196-291H	40P WEIGHT BRACKET WLDMNT		
2.	197-062D	WEIGHT BRACKET ADJ LEG		
3.	803-021C	NUT HEX 5/8-11 PLT		
4.	804-022C	WASHER LOCK SPRING 5/8 PLT		
5.	804-019C	WASHER FLAT 5/8 USS PLT		
6.	803-027C	NUT HEX 3/4-10 PLT		
7.	804-023C	WASHER LOCK SPRING 3/4 PLT		
8.	802-057C	HHCS 5/8-11X2 1/4 GR5		
9.	806-172C	U-BOLT 3/4-10 X 10 1/32X11 1/2		



Part Number Index

The Part Number Index is a numeric index of all part numbers included in this manual. The index shows what page(s) the part is used on.

Part Number	Page	Part Number	Page	Part Number	Page	Part Number	Page
1-100-02-00	151	118-474H	35	196-106H	21	196-850D	39, 41
1042	159	118-508D	49, 51, 53, 55,	196-149D	13	196-853D	11
107-111D	65, 69		57, 59	196-166H	9	196-856D	29
107-133S	77	118-623D	51	196-245H	39, 41	196-857D	29
107-138S	65, 77	118-624D	49	196-246H	41	196-858D	29
1079	143	118-625D	53	196-272K	17, 21, 25	196-859D	29
1084	143	118-626D	55	196-273K	17, 21, 26	196-862D	43, 127, 153, 155
1087-250	159	118-627D	57	196-287H	21, 25	196-866D	39, 41
1087-437	159	118-628D	59	196-288H	19	196-870D	21
1088-011	159	118-629D	49, 51, 53, 57, 59	196-289H	17	196-872D	25
1088-210	143	118-630D	55	196-291H	161	196-873D	25
1088-905	159	118-880H	47	196-292H	21	196-875D	13
1088-906	159	118-881S	47	196-293H	21, 25	196-876D	39, 41
1088-908	159	1180	159	196-294H	21	196-877D	39, 41
1089-011	159	1182	159	196-295H	9	196-886D	37
1089-210	143	119-153D	33	196-296H	9	196-887D	37
109-025H	47	119-154D	33	196-297H	37	196-889D	29
109-069D	47	119-190D	31	196-298H	19	196-891D	29
109-091D	49, 51, 53, 55,	119-211D	37	196-299H	37	196-896D	13
	57, 59	120-286D	39, 41	196-319H	17	196-904D	19
1092-6	159	120-293D	39, 41	196-325H	25	196-905D	19
1099	159	120-306D	39	196-328H	25, 29	196-906D	19
113-369H	151	120825	71, 79	196-329H	21	196-907D	19
113-682D	149	1211	159	196-333H	25, 29	196-911D	19
113-683D	149	1217	159	196-338H	14, 31, 37, 41	197-010D	87
113-685D	149	1218	159	196-339H	14, 31, 37	197-058D	89
113-686D	149	122-120D	85	196-343H	25	197-062D	161
113-687D	149	122-164D	85	196-344H	13	197-089D	35
113-715H	149	122-165D	85	196-345H	9	197-091D	35
113-716H	149	122-166D	85	196-349H	13	197-096D	35
113-717D	149	122-167D	85	196-350H	13	197-166H	33
113-717H	149	122-168D	81	196-351H	13	197-168H	31, 33
113-722H	149	122-169D	65	196-370H	9	197-194D	89
113-725H	149	122-172D	63, 75	196-376H	25	197-289D	31
113-779H	149	122-173D	67	196-377H	13	197-290D	31
113-780H	149	122-201S	85	196-381H	19	198-057S	77
113-789H	151	122-202S	93, 95, 97, 105,	196-391H	19	198-137D	93, 95, 97, 105,
113-790D	149		109	196-392H	13, 21, 25		109, 115, 117,
113-790S	149	122-231A	73	196-393H	13, 21, 25		119, 121
113-792H	149	122-250H	85	196-394L	22	198-183D	77
113-793H	149	122-257H	77	196-395L	25	198-201D	77
1132-05	159	123-320D	29	196-396L	25	198-202D	77
1132-08	159	1285	143	196-397H	21	198-239D	63, 75
116-019D	61	129001	79	196-398H	25	198-240D	67, 75
116-020D	61	129BXT822	71	196-399H	25	198-241D	65, 77
116-353D	151	129BXT827	79	196-409H	19	198-246D	63, 75
1179	159	136-120D	39	196-417H	9	198-247D	75
118-052H	31	136-126D	41	196-419H	9	198-263D	83
118-226S	49, 51, 53, 55,	136-200D	39	196-420H	9	198-264D	83
	57, 59	136-201D	41	196-430D	123	198-265D	77
118-336D	49, 51, 53, 55,	136-202D	39	196-581D	41	198-266D	77
	57, 59	149-059D	87	196-602D	91	198-292D	67
118-339D	49	149-086D	87	196-652D	13, 21	198-293D	67
118-340D	49, 51, 53	149-558D	87	196-653D	25	198-295D	67
118-341D	49, 51, 53, 55,	149-559D	87	196-654D	21, 25	198-318D	69
	57, 59	149-570D	91	196-766D	13	198-331D	69
118-346D	49, 51, 53	150-138D	33	196-767D	25	198-491H	65, 77
118-353D	49, 57, 59	160-018H	26, 29	196-768D	25	198-613H	63, 75
118-356D	49, 55, 57, 59	161-231D	21, 25	196-769D	21, 25	198-614H	63, 75
118-370D	49	170-033H	9	196-770D	21, 25	198-615H	77
118-371D	55, 59	170-034H	9	196-773D	41	198-616H	65
118-373D	49	170-058H	9	196-774D	13, 21, 25	198-618H	63, 75
118-375D	55	175-243H	47	196-775D	13, 21	198-619H	63, 75
118-376D	49	181-064D	17	196-776D	39	198-810H	37
118-402D	31	188-001V	65, 69, 77	196-777D	13	198-821H	103
118-433D	49	188-008V	85	196-782D	29	198-956K	77
118-436D	49	194-070D	9	196-800D	29	198-998S	77
118-443D	49	195-157D	41	196-842D	9, 11	199-011D	99, 101, 103,
118-467D	49, 51, 53	196-048H	13	196-847D	39		107, 111
118-470D	57	196-050H	13	196-849D	63, 75	199-015D	103

Table of Contents Part Number Index



Part Number Index (continued)

Part Number	Page	Part Number	Page	Part Number	Page	Part Number	Page
199-022H	97	318917	61	800-003C	47	802-060C	113
199-024H	101	318951	61	800-004C	49, 51, 53, 55,	802-062C	26, 149
199-025H	99, 107, 111	398-456H	67		57, 59	802-064C	21
199-036D	99, 101	3M1108	139	800-009C	49, 51, 53, 55,	802-067C	21, 25
199-038H	105, 109	3R1510	157		57, 59	802-069C	17, 21, 26
199-039H	109, 111	3R7512	133	800-052C	61	802-070C	21, 26
199-040H	109, 111	3R8512	135	800-054C	109, 111	802-073C	13
199-041S	109, 111	3R9512	137	800-064C	11	802-079C	37, 65, 67, 81
199-042D	93, 95	3R9612	129, 131	800-073C	13	802-082C	87
199-042S	109, 111	402-025S	39, 41	800-093C	85	802-083C	31
199-043H	117	402-037D	29	800-101C	35	802-085C	39, 41
199-050D	99, 101, 107, 111	402-058D	39, 41	800-107C	49, 51, 53, 55,	802-091C	113
199-065H	105, 109	402-306H	43		57, 59	802-092C	69, 73, 77
199-066H	105, 109	402-307H	43	800-112C	33, 69	802-094C	11
199-088H	115	402-507D	39, 41	800-118C	77	802-095C	13
199-089H	115	403-215S	69	800-121C	33	802-099C	149
1M7016	157	404-061D	73	800-130C	89	802-100C	149
1M7028	129, 131, 133,	404-088H	73	800-144C	19	802-114C	149
	135, 137	404-121S	69	800-148C	33	802-115C	19
200-001D	87	404-139D	69	800-156C	89	802-126C	91
200-002S	87	404-144D	73	800-157C	89	802-128C	21, 25
200-006D	17	404-147D	113	800-164C	87	802-138C	149
200-039V	87	404-164D	113	800-166C	73	802-143C	29
202-189D	119, 121	404-170H	69	800-177C	87	802-146C	13
204-269D	87	404-212D	73	800-211C	87, 89	802-148C	89
204-295D	87	404-213D	73	800-213C	65, 69, 77	802-149C	83
206-010D	73	405-004D	113	800-311C	41	802-159C	13, 37, 39, 41
206-011D	73	405-015H	113	800-449C	89	802-160C	99, 101
206-014S	73	405-031D	107, 109, 111,	801-001C	47	802-172C	71
2154	159		113, 115	801-002C	63, 75	802-178C	91
248-251D	33	405-032D	113	801-005C	19	802-179C	77
249-050S	87	405-049D	113	801-035C	39, 41, 49, 51,	802-182C	17
249-051H	87	4100010	147		53, 55, 57, 59	802-183C	69
253016	61	4112302	147	801-057C	49, 51, 53, 55,	802-196C	31, 47, 103
253017	61	4201025	147		57, 59	802-203C	31, 33, 43
253100	61	4301117	147	801-078C	73, 85	802-214C	87
288-310H	69	4411201	147	801-084C	73, 85	802-216C	19
298-001D	77	4M1102	139	801-096C	35	802-228C	65, 69, 77
298-324S	77	4M4108	157	801-141C	85	802-252C	71
298-510H	67	4R7112	133	801-151C	33	802-257C	43, 61
298-513H	67	4R8108	135	801-154C	35	802-258C	113
298-855H	67, 69	4R9108	137	801-199C	61	802-273C	13
298-856H	67	4R9109	129, 131	802-004C	33, 49, 51, 53,	802-274C	63, 75
298-884H	67	502-068D	11, 21		55, 57, 59	802-275C	29
2A0006	157	540017	61	802-005C	97, 99, 101, 105,	802-281C	29
2A0012	129, 131, 133,	5424	141		107, 113, 115,	802-282C	39, 41
	135, 137, 157	5425	141		117	802-300C	21, 26
2A0014	139, 157	5M1103	139	802-007C	47	802-317C	9
2A0018	139	5M4132	157	802-010C	11, 21	802-332C	87
2A0019	129, 131, 133,	5R7324	133	802-014C	47, 49, 51, 53,	802-352C	77
	135, 137	5R8124	135		55, 57, 59, 155	802-368C	26
2A0024	157	5R9124	137	802-017C	29, 43, 127, 153	802-381C	149
2A0025	129, 131, 133,	5R9128	129	802-022C	85, 91	802-382C	13
	135, 137	5R9932	131	802-023C	129, 131, 133,	802-387C	31, 33
2A0130	139	6M1108	139		135, 137	802-388C	33, 37
2A0132	129, 131, 133,	6R1144	157	802-024C	43, 127, 153, 155	802-411C	33, 79
	135, 137	6R7191	133	802-029C	99, 101, 103,	802-419C	63, 75
2A0202	139	6R8171	135		107, 111	802-421C	93, 95, 97, 105,
2A0215	129, 131, 133,	6R9169	131	802-032C	149		109, 115, 117,
	135, 137	6R9171	129, 137	802-034C	21, 25, 31, 37,		119, 121
2A0218	129, 131, 133,	710425	61		39, 41	802-425C	33
	135, 137	770026	61	802-044C	149	802-430C	77
2M1190	139	7M1302	139	802-050C	29	802-463C	19
2M4532	157	7M4332	157	802-053C	11	802-543C	9
2S7584	133	7M7324	133	802-055C	26, 113	802-546C	29
2S8522	135, 137	7M8324	135, 137	802-057C	161	802-589C	149
2S8694	129	7M8328	129	802-058C	39, 93, 95, 97,	802-617C	93, 119
2S8698	131	7M8332	131		103, 105, 117,	802-618C	95, 121
3089	159	800-001C	13, 17, 19, 21,		119, 121	802-622C	29
313-176D	33		25, 41, 77, 87,	802-059C	107, 109, 111,	802-672C	39, 41
313-186D	33		149		115	802-674C	29



Part Number Index (continued)

Part Number	Page	Part Number	Page	Part Number	Page	Part Number	Page
802-694C	77	803-293C	33	805-028C	13	810-274C	43, 127, 143, 153, 155
802-705C	83	803-307C	77	805-032C	37	810-422C	155
802-717C	11	804-001C	47	805-037C	29	810-423C	149, 153, 155, 157
802-718C	87	804-002C	47	805-045C	73	810-430C	157
802-728C	21, 25	804-003C	47	805-058C	149	810-491C	13, 25, 127
802-745C	67	804-004C	35	805-063C	65, 69, 77, 111	810-496C	19, 123
802-775C	39, 41	804-006C	39, 41, 89	805-067C	35, 41, 77, 99, 101, 103, 107	810-497C	25, 123
803-001C	19, 35	804-007C	89	805-069C	9, 85	810-498C	21, 125
803-006C	39, 41, 89	804-009C	11, 13, 19, 21, 37, 39, 41, 47, 83	805-085C	13, 21, 26	810-499C	13, 123
803-007C	63, 75	804-010C	47	805-105C	13, 19, 21, 25	810-500C	26, 123
803-008C	13, 19, 37, 39, 41, 47	804-011C	29, 43, 85, 91, 127, 153	805-109C	13, 25	810-503C	19, 123, 141
803-011C	33, 149	804-012C	37, 47, 49, 51, 53, 55, 57, 59, 77	805-127C	37	810-507C	137
803-013C	13, 149	804-013C	14, 29, 37, 43, 47, 49, 51, 53, 55, 57, 59, 65, 67, 71, 79, 81, 85, 89, 91, 127, 153, 155	805-141C	13	810-508C	129, 131
803-014C	14, 29, 37, 43, 65, 67, 71, 79, 81, 85, 89, 91, 127, 153, 155	804-014C	77, 99, 101, 103, 107, 111	805-143C	37	810-509C	141
803-016C	47	804-015C	19, 21, 25, 31, 39, 41, 87, 113, 149	805-154C	69, 93, 95, 97, 105, 109	8103	141
803-019C	37, 149	804-016C	13	805-166C	103	811-040C	123
803-020C	19, 22, 25, 31, 39, 41, 87, 149	804-017C	41, 149	805-180C	39, 41	811-044C	153
803-021C	19, 26, 29, 39, 63, 67, 75, 87, 99, 101, 107, 111, 161	804-019C	29, 161	805-183C	113	811-063C	43, 123, 125, 127
803-024C	29, 149	804-021C	13, 25, 47, 139	805-186C	69, 93, 95, 97, 105, 109	811-065C	127, 149, 153, 155
803-025C	17, 21, 26	804-022C	19, 26, 29, 39, 63, 67, 75, 77, 87, 93, 95, 97, 99, 101, 103, 105, 107, 109, 111, 115, 117, 119, 121, 161	805-190C	69	811-077C	123
803-026C	13, 21, 26	804-023C	21, 149, 161	805-192C	13	811-078C	123
803-027C	13, 21, 149, 161	804-024C	13	805-192C	13	811-088C	43, 123, 127
803-029C	17, 87	804-025C	149, 151	805-230C	26	811-090C	123, 125
803-030C	26	804-027C	13, 21, 25	805-240C	67	811-150C	123
803-031C	13, 21, 25	804-028C	13, 21, 26, 149	805-249C	19	811-151C	153
803-034C	9, 13	804-029C	21, 25	805-250C	69	811-169C	127, 155
803-035C	47	804-030C	9	805-295C	101	811-171C	153, 155
803-037C	43	804-031C	49, 51, 53, 55, 57, 59	805-296C	77	811-178C	127
803-043C	69, 71, 73, 77	804-035C	9, 13, 19, 21, 25	805-299C	65	811-192C	43
803-048C	13, 21, 26, 87	804-036C	33	805-304C	99, 107, 111	811-205C	43
803-049C	29, 87, 91	804-037C	29, 87, 91	805-331C	87	811-212C	127
803-053C	151	804-040C	47, 65, 69, 77	805-334C	25	811-217C	153, 155
803-063C	21, 25	804-041C	99, 101, 103, 107, 111	805-335C	65, 69, 77	811-229C	127
803-073C	21, 25	804-045C	87	806-010C	149	811-230C	43, 127
803-078C	37	804-055C	87	806-019C	19, 29	811-249C	43, 127
803-079C	13, 21, 25	804-061C	39, 41	806-039C	9, 11	811-268C	123
803-081C	9, 11	804-075C	35, 39, 41	806-053C	63, 67, 75	811-281C	153
803-088C	31, 43, 47, 61, 93, 95, 97, 99, 101, 103, 105, 107, 113, 115, 117, 119, 121	804-078C	73, 85	806-060C	19	811-382C	123
803-148C	26	804-102C	21, 25	806-106C	87	811-394C	123
803-159C	151	804-112C	73	806-111C	89	811-411C	123
803-169C	31, 33, 63, 67, 69, 75, 93, 95, 97, 105, 109, 115, 117, 119, 121	804-113C	39, 41	806-166C	37	811-439C	127
803-177C	19, 39, 41, 43	804-156C	87	806-172C	149, 161	811-485C	123
803-181C	25	804-165C	87	806-194C	13	811-564C	43
803-194C	49, 51, 53, 55, 57, 59	804-195C	77	807-007C	13	811-581C	127
803-196C	9, 11	804-197C	21, 25	807-076C	67, 75	811-586C	153, 155
803-199C	31, 33	805-001C	17, 21	807-088C	99, 103, 107, 111	811-690C	123
803-200C	149	805-004C	149	807-101C	85	811-725C	123
803-209C	33, 37, 83	805-016C	17, 47	807-106C	33, 69, 73, 93, 95, 97, 105, 109	811-781C	43, 127
803-219C	17, 25	805-017C	87	807-113C	29, 113	811-785C	123
803-229C	99, 101, 103, 107, 111	805-019C	13, 113, 151	807-116C	63, 75	811-803C	155
803-235C	13, 29	805-020C	85	807-125C	73	811-804C	155
803-255C	35	805-023C	49, 51, 53, 55, 57, 59	807-128C	13	811-805C	123, 125
803-263C	29, 113			807-143C	21, 25	811-806C	123
				807-172C	77	811-807C	125
				807-184C	101	811-808C	123, 125
				807-188C	85	811-810C	123
				807-212C	26	811-811C	123
				808-259C	39, 41	811-813C	123
				808-294C	39	811-814C	123, 125
				808-311C	39	811-815C	123
				808-313C	39, 41	811-822C	153, 155
				808-357C	39, 41	811-864C	155
				810-058C	153	811-876C	127
				810-158C	133	812-302C	77
				810-160C	135	812-309C	77
				810-201C	13, 25, 29, 127	814-034C	97, 99, 101, 113, 117
				810-249C	139	814-081C	77

Table of Contents Part Number Index



Part Number Index (continued)

Part Number	Page	Part Number	Page	Part Number	Page	Part Number	Page
814-082C	77	817-455C	19	838-538C	145	dwg20289	33
814-083C	77	817-456C	39, 41	838-539C	145	dwg20290	37
814-085C	103	817-476C	19	839-956C	39, 41	dwg20291	155
814-157C	93, 119	817-513C	87	841-056C	43, 127	dwg20292	145
814-158C	95, 121	817-516C	33	841-057C	123	dwg20295	123
814-159C	93, 119	817-520C	9	890-011C	13, 19, 21, 25	dwg20296	125
814-160C	95, 121	817-530C	65, 77	890-122C	19	dwg20297	129, 131, 133, 135, 137
814-174C	97, 99, 101, 113, 117	817-542C	11	890-190C	49, 51, 53, 55, 57, 59	dwg20299	43
814-192C	103	817-696C	69	890-193C	21, 25	dwg20304	141
814-194C	103	817-813C	39, 41	890-221C	33	dwg20305	153
814-206C	17	818-003C	145	890-246C	9	dwg20323	161
814-208C	17	818-043C	145	890-305C	35	dwg20324	147
814-210C	17	818-045C	145	890-311C	33	dwg20332	151
814-238C	105, 107, 115	818-188C	145	890-312C	33	dwg20333	89
814-244C	105, 107, 115	818-257C	145	890-313C	33	dwg20364	29
815-001C	151	818-258C	145	890-350C	49, 51, 53, 55, 57, 59	dwg20434	81
815-099C	17	818-339C	145			dwg20454	31
815-101C	17	818-398C	145	890-357C	81	dwg20455	39
815-103C	17, 21, 25	818-426C	145	890-390C	33	dwg20456	41
816-009C	87	818-557C	145	890-398C	9	dwg20457	63
816-014C	151	818-579C	149	890-466C	65, 69, 77	dwg20458	65
816-019C	17	818-580C	149	890-524C	99, 101, 103, 107, 111	dwg20459	75
816-037C	49, 51, 53, 55, 57, 59, 63, 69, 75	818-587C	145	890-598C	99, 101, 103, 107, 111	dwg20462	47
816-107C	41	818-590C	145			dwg20463	51
816-170C	149	819-109C	47	890-600C	33	dwg20464	49
816-173C	73, 85	820-018C	87	890-614C	151	dwg20465	53
816-302C	65, 77	820-082C	87	890-620C	129, 131, 133, 135, 137	dwg20466	55
816-723C	77	820-094C	151			dwg20467	57
817-004C	49, 51, 53, 55, 57, 59	820-114C	91	890-666C	21, 25	dwg20468	59
817-042C	33	820-156C	87	890-800C	13, 22	dwg20485	77
817-068C	49, 51, 53, 55, 57, 59	820-256C	65, 77	9107083	147	dwg21826	127
817-069C	49, 51, 53, 55, 57, 59	820-287C	69	9107084	147	dwg21827	45
817-070C	49, 51, 53, 55, 57, 59	822-008C	47	990-109R	89	dwg21846	105
817-071C	49, 51, 53, 55, 57, 59	822-020C	87	990-223R	123	dwg21855	71
817-073C	49, 51, 53, 55, 57, 59	822-021C	87	AD21010	65	dwg23356	69
817-074C	49, 51, 53, 55, 57, 59	822-030C	151	AD21011	65	dwg24430	117
817-075C	49, 51, 53, 55, 57, 59	822-036C	17	AD21012	65	dwg24431	119
817-083C	77	822-037C	17	AD21013	65	dwg24432	121
817-084C	63, 67, 75, 93, 95, 97, 105, 109, 115, 117, 119, 121	822-038C	17	AD21014	65	dwg27028	115
817-086C	35	822-039C	17	BO-47	151	dwg27405	67
817-087C	47	822-080C	151	dwg34220	61	dwg34220	61
817-134C	85	822-095C	77	P502001	17	VER-18375	43, 45
817-191C	73	822-103C	49, 51, 53, 55, 57, 59	dwg12822	139	VER-18382	43, 45
817-202C	35	822-119C	41	dwg14927	143	VER-18548	43
817-255C	143	822-170C	93, 95, 97, 99, 101, 103, 105, 107, 109, 111, 113, 115, 117, 119, 121	dwg17437	97	VER-18574	43
817-273C	41	822-175C	39, 41	dwg17438	95	VER-19516	45
817-296C	93, 119	822-195C	39	dwg17439	93	VER-19554	43
817-297C	95, 121	823-198C	19	dwg17653	113	VER-19729	45
817-328C	69, 93, 95, 97, 105, 109	823-231C	39, 41	dwg17663	73	VER-19798	43
817-330C	97, 99, 101, 105, 107, 113, 115, 117	833-088C	147	dwg18193	101	VER-19799	43
817-347C	69, 93, 95, 97, 105, 109	833-179C	45	dwg18194	99	VER-19800	43
817-349C	65, 77	833-251C	39	dwg18964	157	VER-19856	43
817-350C	35	833-489C	147	dwg19187	35	VER-19857	43
817-406C	39, 41	833-595C	61	dwg19679	91	VER-19857	43
		833-596C	61	dwg19901	103	VER-21463	45
		838-102C	145	dwg20036	85	VER-21475	45
		838-153C	145	dwg20185	83	VER-21568	43, 45
		838-158C	145	dwg20252	79	VER-25390	43, 127
		838-160C	145	dwg20258	109	VER-2584	43
		838-161C	145	dwg20259	111	VER-27947	45
		838-161C	145	dwg20261	107	VER-4416	43
		838-228C	145	dwg20263	87	VER-5184	43
		838-237C	145	dwg20279	9	VER-5211	43
		838-265C	145	dwg20280	17	VER-9679	43
		838-266C	145	dwg20281	19		
		838-267C	145	dwg20282	21		
				dwg20283	25		
				dwg20284	11		
				dwg20285	13		
				dwg20287	149		



Great Plains Mfg., Inc.
1525 E. North Street
Salina, Kansas 67401 USA

www.greatplainsmfg.com
