

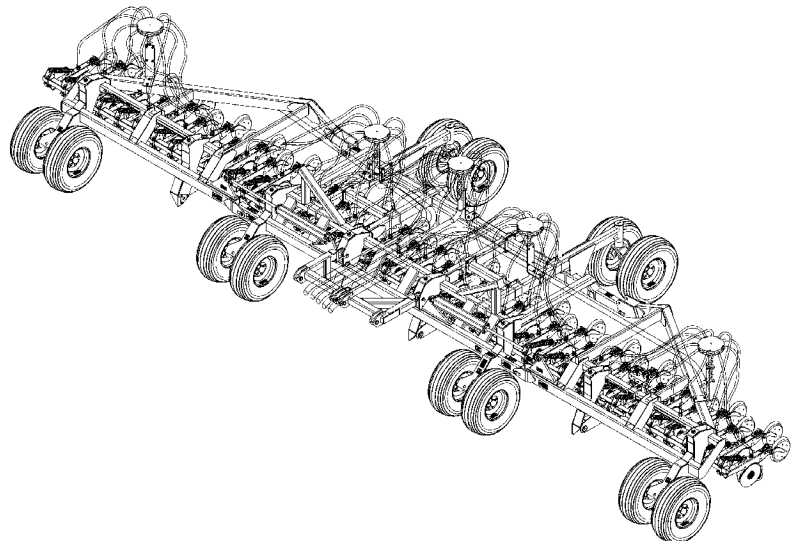
---

# Parts Manual

CTA4000 HD  
Heavy Duty Air Drill Implement



*Read the Operator's manual entirely. When you see this symbol, the subsequent instructions and warnings are serious - follow without exception. Your life and the lives of others depend on it!*



17186

*Cover illustration may show optional equipment not supplied with standard unit.*



# Table of Contents

<b>Section 1: Introduction.....</b>	<b>4</b>	<b>Hydraulics.....</b>	<b>66</b>
Using This Manual.....	4	Hydraulic System (S/N EE1130-).....	66
Manual Replacement Information.....	4	Hydraulic System (S/N EE1131+).....	68
Manual Revisions.....	4	Pressure Reducing-Selector Valve (810-381C).....	70
Touch-up Paint.....	4	Double Selector Valve Mounting.....	72
Hardware Legend.....	5	Midway Hydraulic Cylinder (810-361C).....	74
Replacement Hardware.....	5	Midway Hydraulic Cylinder (810-368C).....	76
Serial Numbers.....	5	<b>Decals.....</b>	<b>78</b>
Part Number Service Coding.....	5	Decal Placement.....	78
<b>Towers.....</b>	<b>6</b>	<b>Monitor.....</b>	<b>80</b>
Tower for ADC2220 Air Cart Drill.....	6	Agtron AGS25 Blockage Sensor (Option).....	80
Tower for ADC2350 Air Cart Drill.....	8	Blockage Monitor (Option).....	82
<b>Frames.....</b>	<b>10</b>	Monitor.....	84
Center To Right Wing.....	10		
Center To Left Wing.....	12		
Slow Moving Vehicle Emblem.....	14		
Cart Hook-Up for ADC2220 Air Drill Cart.....	16		
Cart Hook-Up for ADC2350 Air Drill Cart.....	18		
Harness & Light Kit for ADC2350 Air Drill Cart (S/N			
EE1239-).....	20		
Harness & Light Kit for ADC2350 Air Drill Cart (S/N			
EE1240+).....	22		
Center Subframe.....	24		
Wing Subframes.....	26		
Weights.....	28		
<b>Gauge Wheels.....</b>	<b>30</b>		
Bolt In Hub & Wheel.....	30		
Lift Assist Assembly.....	32		
<b>Openers.....</b>	<b>34</b>		
HD 00 Series Long Arm Opener (S/N EE1162-).....	34		
HD 00 Series Long Arm Opener (S/N EE1163 -			
EE1176).....	36		
HD 00 Series Long Arm Opener (S/N EE1177+).....	38		
HD 00 Series Short Arm Opener (S/N EE1162-).....	40		
HD 00 Series Short Arm Opener (S/N EE1163 -			
EE1176).....	42		
HD 00 Series Short Arm Opener (S/N EE1177+).....	44		
00 HD Knock Down Kit.....	46		
HD 6" Seed-Lok (Option).....	48		
00 HD Keeton Seed Firmer.....	50		
00 HD Scraper.....	52		
<b>Press Wheels.....</b>	<b>54</b>		
HD 1 1/4" X 13 1/4" Double Press Wheel.....	54		
HD 1" x 12" Double "V" Press Wheel.....	56		
HD 2" x 13" Single Press Wheel.....	58		
HD 3" x 13" Single Press Wheel.....	60		
HD 3" x 14" Peaked Single Press Wheel.....	62		
HD 4" x 12" Double Ribbed Single Press Wheel.....	64		

<b>Part Number Index.....</b>	<b>86</b>
-------------------------------	-----------

© Copyright 2017 All rights reserved Printed 05/11/17

Great Plains Manufacturing, Inc. provides this publication "as is" without warranty of any kind, either expressed or implied. While every precaution has been taken in the preparation of this manual, Great Plains Manufacturing, Inc. assumes no responsibility for errors or omissions. Neither is any liability assumed for damages resulting from the use of the information contained herein. Great Plains Manufacturing, Inc. reserves the right to revise and improve its products as it sees fit. This publication describes the state of this product at the time of its publication, and may not reflect the product in the future.

Great Plains Manufacturing, Incorporated Trademarks

The following are trademarks of Great Plains Mfg., Inc.: Application Systems, Ausherman, Land Pride, Great Plains

All other brands and product names are trademarks or registered trademarks of their respective holders.

*Printed in the United States of America.*



# Alphabetized Table of Contents

---

## Selected Models

**O**

00 HD Knock Down Kit.....46  
 00 HD Scraper.....52

**A**

Agtron AGS25 Blockage Sensor (Option).....80

**B**

Blockage Monitor (Option).....82  
 Bolt In Hub & Wheel.....30

**C**

Cart Hook-Up for ADC2220 Air Drill Cart.....16  
 Cart Hook-Up for ADC2350 Air Drill Cart.....18  
 Center Subframe.....24  
 Center To Left Wing.....12  
 Center To Right Wing.....10

**D**

Decal Placement.....78  
 Double Selector Valve Mounting.....72

**H**

Harness & Light Kit for ADC2350 Air Drill Cart (S/N  
 EE1239-).....20  
 Harness & Light Kit for ADC2350 Air Drill Cart (S/N  
 EE1240+).....22  
 HD 00 Series Long Arm Opener (S/N EE1162-).....34  
 HD 00 Series Long Arm Opener (S/N EE1163 -  
 EE1176).....36  
 HD 00 Series Long Arm Opener (S/N EE1177+).....38  
 HD 00 Series Short Arm Opener (S/N EE1162-).....40  
 HD 00 Series Short Arm Opener (S/N EE1163 -  
 EE1176).....42  
 HD 00 Series Short Arm Opener (S/N EE1177+).....44  
 HD 1 1/4" X 13 1/4" Double Press Wheel.....54  
 HD 1" x 12" Double "V" Press Wheel.....56  
 HD 2" x 13" Single Press Wheel.....58  
 HD 3" x 13" Single Press Wheel.....60  
 HD 3" x 14" Peaked Single Press Wheel.....62  
 HD 4" x 12" Double Ribbed Single Press Wheel.....64  
 HD 6" Seed-Lok (Option).....48  
 Hydraulic System (S/N EE1130-).....66  
 Hydraulic System (S/N EE1131+).....68

**L**

Lift Assist Assembly.....32

**M**

Midway Hydraulic Cylinder (810-361C).....74  
 Midway Hydraulic Cylinder (810-368C).....76  
 Monitor.....84

**O**

OO HD Keeton Seed Firmer.....50

**P**

Pressure Reducing-Selector Valve (810-381C).....70

**S**

Slow Moving Vehicle Emblem.....14

**T**

Tower for ADC2220 Air Cart Drill.....6  
 Tower for ADC2350 Air Cart Drill.....8

**W**

Weights.....28  
 Wing Subframes.....26



## General Information

### Using This Manual

This manual is divided into sections. The first section contains General Information, a Table of Contents, an Alphabetical Page Index, and a Part Number Index. The remaining sections divide the machine into segments (i.e. Frames, Drives, Hydraulics, etc.) which illustrate and list all parts.

The Great Plains parts in this manual are specially designed for this machine and should be replaced with Great Plains parts only.

The information in this manual is current at printing. Some parts may change to assure top performance.

Right-hand and left-hand as used in this manual are determined by facing the direction the machine will travel while in use.

Below is an example of two facing pages from a parts manual. Familiarize yourself with the contents of these pages.

### Manual Replacement Information

Replacement manuals are available. Refer to your dealer or the Great Plains Publications Catalog for additional information.

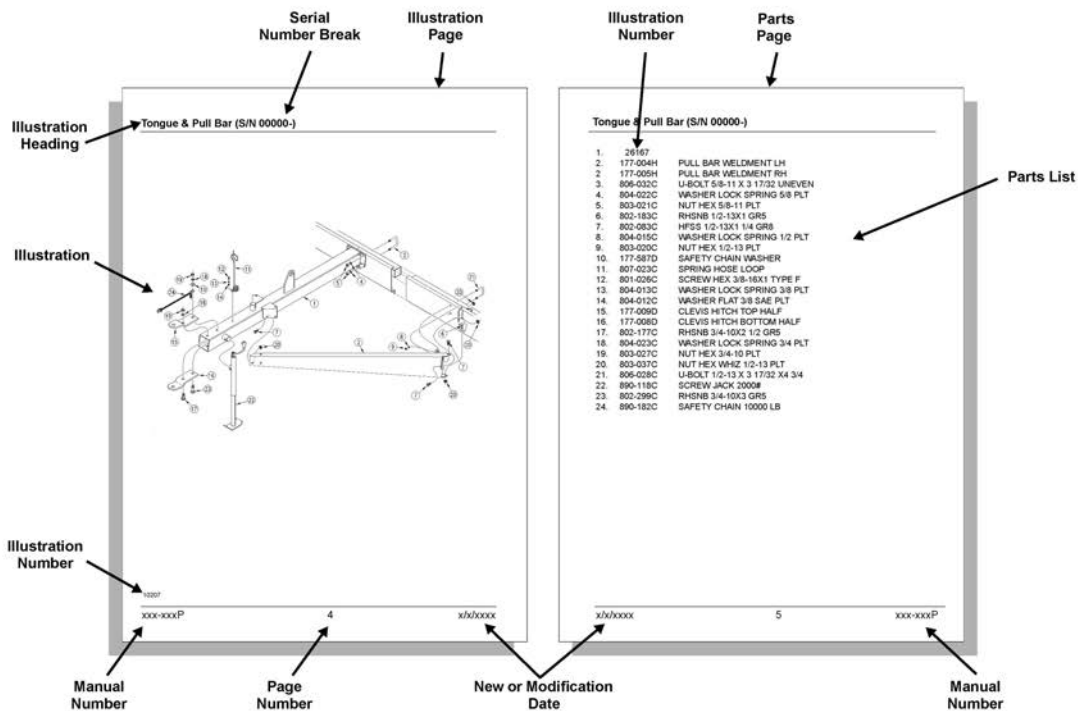
### Manual Revisions

When this manual is revised, the modification date is printed on the front cover and on the revised page(s).

### Touch-up Paint

Repaint parts where paint is worn or scratched to prevent rust. Aerosol touch-up paint is available. To order use Great Plains parts numbers below:

GP Green . . . . .	821-001C
GP Black . . . . .	821-002C
GP Beige . . . . .	821-003C
GP Buckskin . . . . .	821-004C



## Hardware Legend

<b>AR</b>	As Required
<b>BLADE</b>	Blade Bolt
<b>C</b>	Cap Screw
<b>CP</b>	Cotter Pin
<b>CPHSSS</b>	Cup Point Hex Socket Set Screw
<b>CPSHSS</b>	Cup Point Square Head Set Screw
<b>CPSQHSS</b>	Cup Point Square Head Set Screw
<b>CRFCHMS</b>	Cross Recess Flat Countersunk Head Mach. Screw
<b>CRPHMS</b>	Cross Recess Pan Head Machine Screw
<b>CRPHTFS</b>	Cross Recess Pan Head Thread Forming
<b>CRRHMS</b>	Cross Recess Round Head Machine Screw
<b>CRTHMS</b>	Cross Recess Truss Head Machine Screw
<b>CSNB</b>	Countersunk Square Neck Bolt
<b>FHMS</b>	Flat Head Machine Screw
<b>FTC</b>	Full Thread Cap Screw
<b>H</b>	Hex Nut
<b>HCLN</b>	Hex Center Lock Nut
<b>HFLCS</b>	Hex Flange Lock Cap Screw
<b>HFS</b>	Hex Flange Screw
<b>HFSLN</b>	Hex Flange Serrated Lock Nut
<b>HFSS</b>	Hex Flange Serrated Screw
<b>HHCS</b>	Hex Head Cap Screw or Metric Bolt
<b>HSBHCS</b>	Hex Socket Button Head Cap Screw
<b>HSFCHCS</b>	Hex Socket Flat Countersunk Head Cap Screw
<b>HSHCS</b>	Hex Socket Head Cap Screw
<b>HSSS</b>	Hex Socket Head Screw
<b>HTLN</b>	Hex Top Lock Nut
<b>HWHCS</b>	Hex Washer Head Cap Screw

<b>HWHMS</b>	Hex Washer Head Machine Screw
<b>HXBHCS</b>	Hex Socket Button Head Cap Screw
<b>J</b>	Hex Jam Nut
<b>JIC</b>	37 Degree Tapered Thread
<b>L</b>	Helical Spring Lock Washer
<b>LUG</b>	Lug Bolt
<b>NFC</b>	National Fine Cap Screw
<b>NPSM</b>	National Pipe Straight Mechanical
<b>NPTF</b>	National Pipe Taper Fuel
<b>P</b>	Wide Plain Washer
<b>PHMS</b>	Pan Head Machine Screw
<b>PLOW</b>	Plow Bolt
<b>RHMS</b>	Round Head Machine Screw
<b>RHSNB</b>	Round Head Square Neck Bolt
<b>SCREW LEVELING</b>	Leveling Screw
<b>SCREW THUMB</b>	Thumb Screw
<b>SCREW WELD</b>	Weld Screw
<b>SFCHMS</b>	Slotted Flat Countersunk Head Machine Screw
<b>SFHMS</b>	Slotted Fillister Head Machine Screw
<b>SP</b>	Special
<b>SP SCREW</b>	Special Screw
<b>SQHSS</b>	Square Head Set Screw
<b>SRHMS</b>	Slotted Round Head Machine Screw
<b>SSS</b>	Socket Set Screw
<b>STCS</b>	Self Tapping Cap Screw
<b>STHMS</b>	Slotted Truss Head Machine Screw
<b>WHEEL</b>	Wheel Studs and Hub Long Bolts
<b>WING</b>	Wing Bolt

## Replacement Hardware

The **Hardware Legend** above lists hardware abbreviations used in the parts lists. All bolts and nuts are grade 5 unless otherwise noted. The use of improper grades of hardware can result in personal injury, damage to equipment, or loss of property.

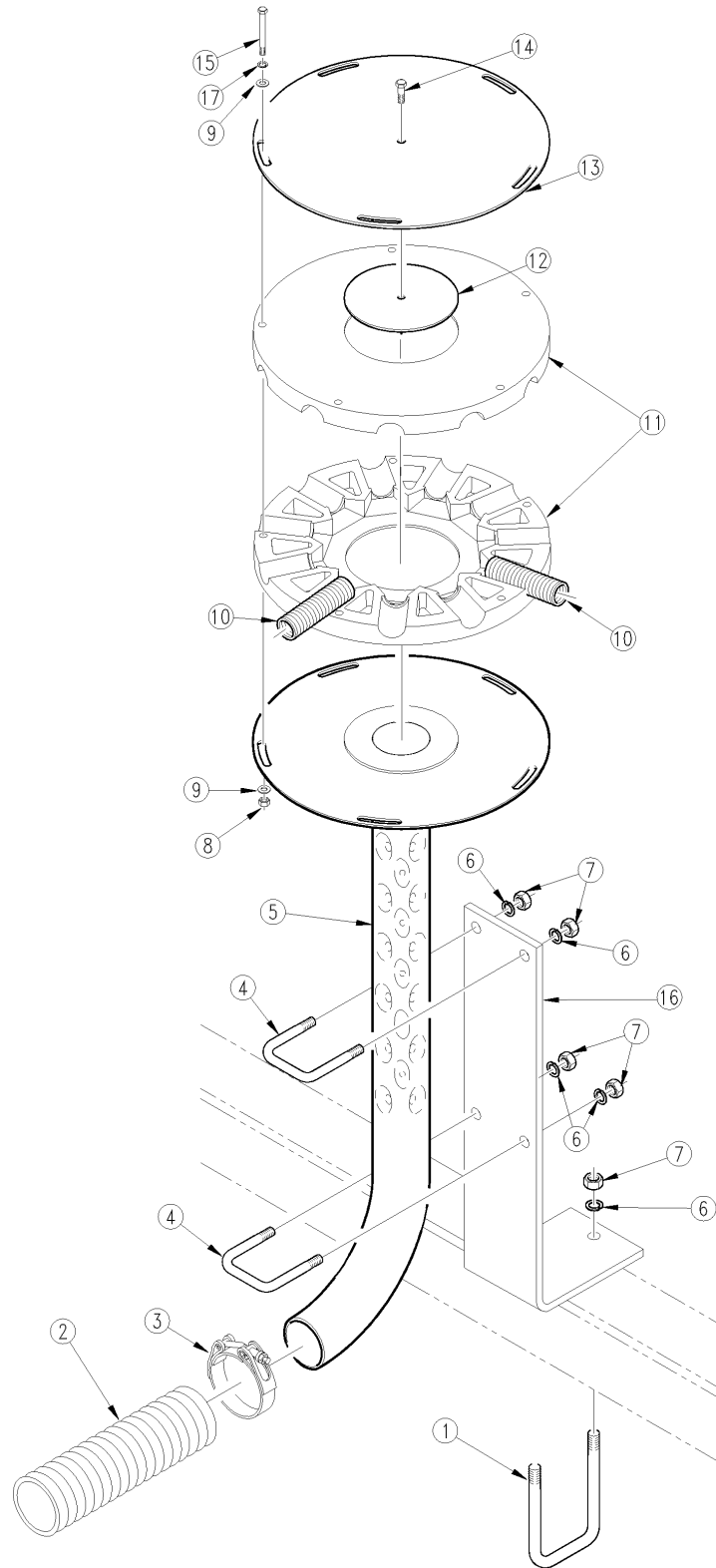
### Serial Numbers

Always use the serial and model number when ordering parts. Refer to the operator's manual for serial number plate location.

- (S/N 20001+ or S/N 20001 and above) Includes serial numbers 20001 and above (to the latest number)
- (S/N 10001-20000) Includes serial numbers between 10000 and 20001
- (S/N 10000- or S/N 10000 and below) Includes serial numbers 10000 and below (to the earliest number)

# Tower for ADC2220 Air Cart Drill

(Applies to CTA4000 HD only)



16282

## Tower for ADC2220 Air Cart Drill

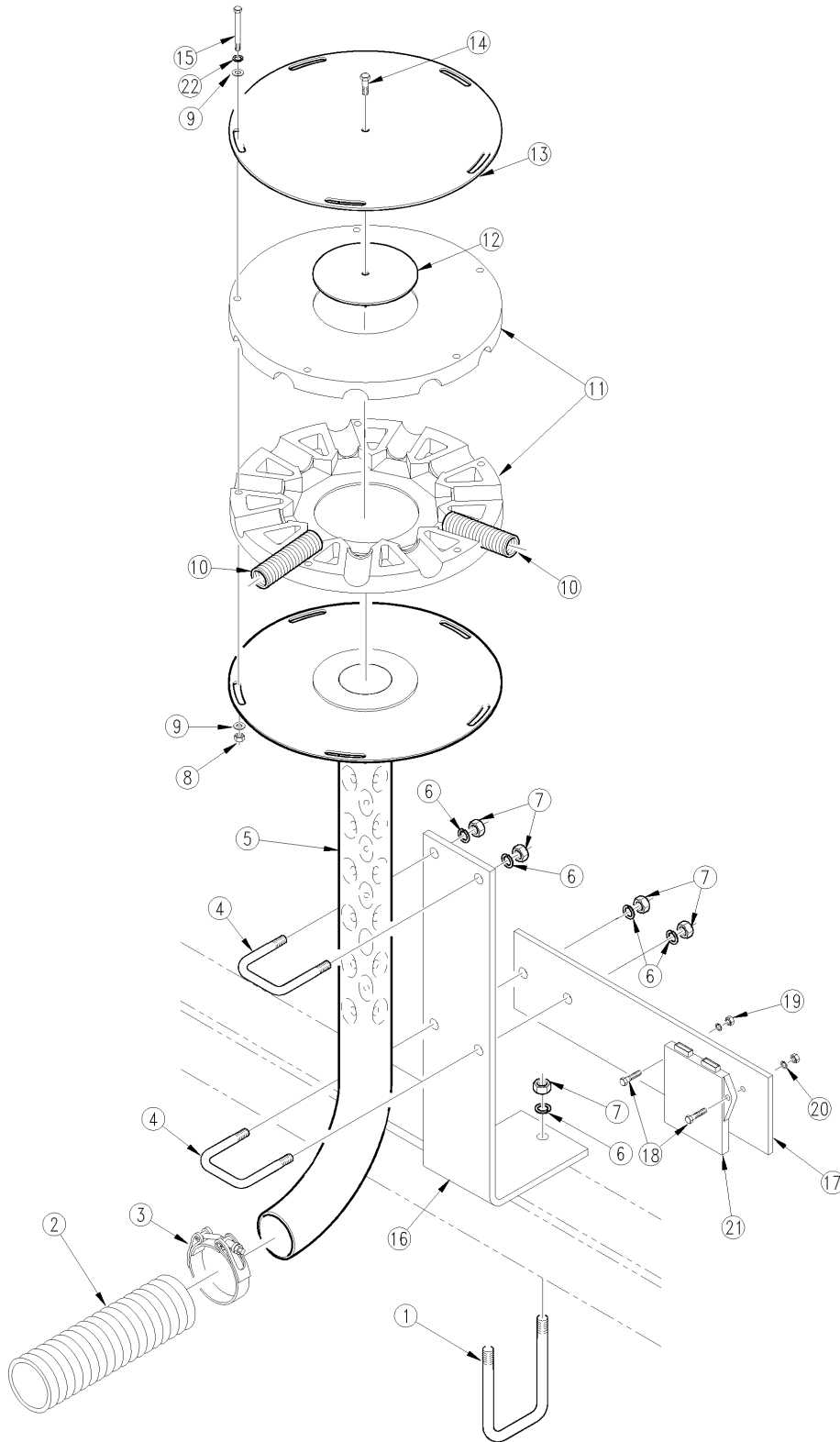
---

(Applies to CTA4000 HD only)

Ref	Part No.	Part Description	Comments	Revision
	dwg16282	Image No.		
1.	806-056C	U-BOLT 1/2-13 X 4 1/32 X 5 1/4		
1.	806-069C	U-BOLT 1/2-13 X 4 1/32 X 7 1/4		
2.	990-125R	SEED HOSE 2 1/2 ID KANAFLEX		
3.	800-180C	2 1/2 AIR HOSE BAND CLAMP		
4.	806-010C	U-BOLT 1/2-13 X 2 1/2 X 3 1/2		
5.	168-216H	DESTRIBUTION TOWER WELDMENT		
6.	804-015C	WASHER LOCK SPRING 1/2 PLT		
7.	803-020C	NUT HEX 1/2-13 PLT		
8.	803-084C	NUT HEX NYLOCK 5/16-18 PLT		
9.	804-010C	WASHER FLAT 5/16 USS PLT		
10.	817-039C	PVC SEED HOSE 1 IN/FT		
11.	816-218C	11 OUTLET SEED DIST. RING		
11.	816-216C	8 OUTLET SEED DIST. RING		
11.	816-217C	9 OUTLET SEED DIST. RING		
11.	816-288C	212 OUTLETSEED DIST. RING		
12.	817-234C	DIST TOWER DIVIDER		
13.	834-014C	RPBY 168-314D		
14.	802-007C	HHCS 5/16-18X3/4 GR5		
15.	802-131C	HHCS 5/16-18X3 GR5		
16.	168-362D	NTA35 DIST TOWER MOUNT		
17.	804-009C	WASHER LOCK SPRING 5/16PLT		

# Tower for ADC2350 Air Cart Drill

(Applies to CTA4000 HD only)



26421



## Tower for ADC2350 Air Cart Drill

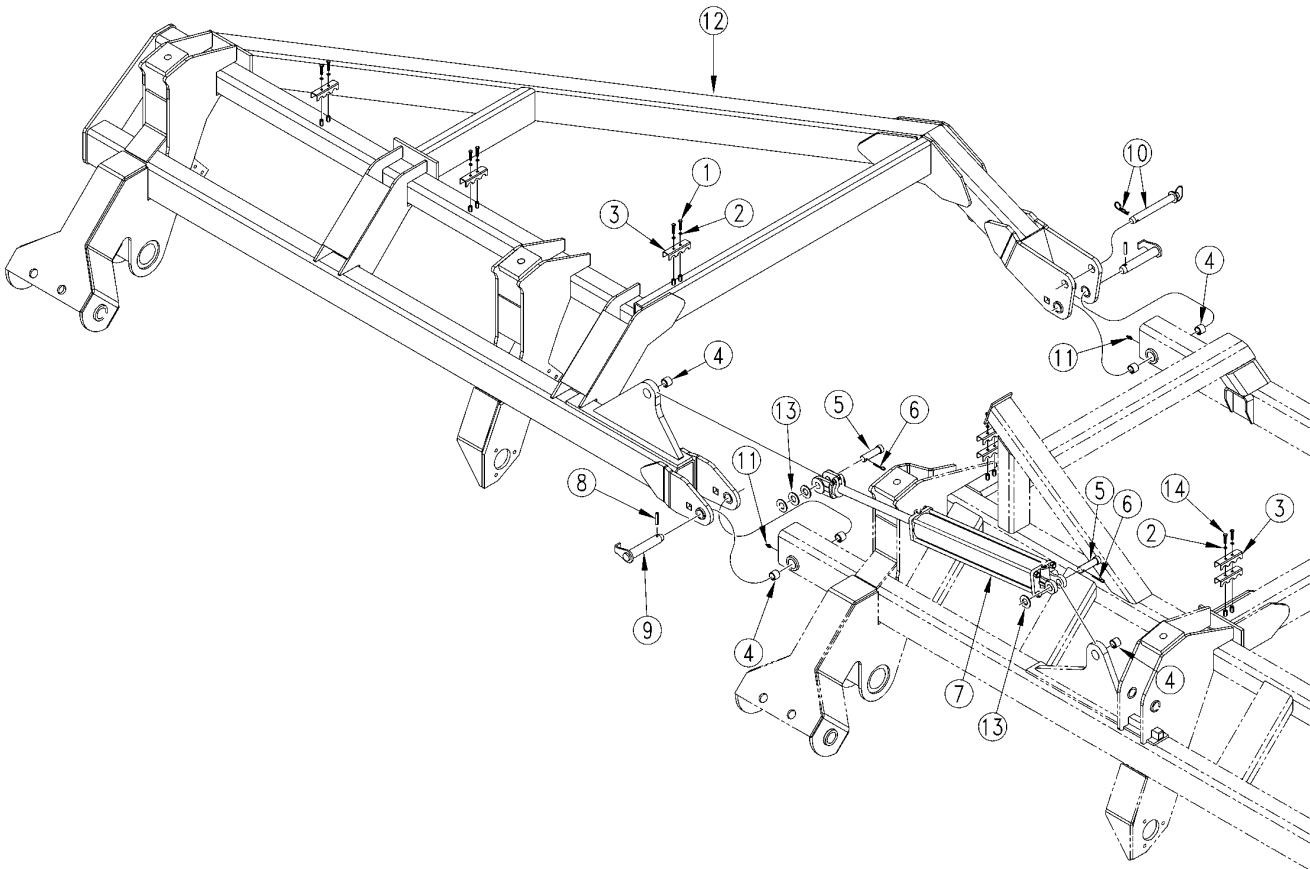
---

(Applies to CTA4000 HD only)

Ref	Part No.	Part Description	Comments	Revision
	dwg16282	Image No.		
1.	806-056C	U-BOLT 1/2-13 X 4 1/32 X 5 1/4		
1.	806-069C	U-BOLT 1/2-13 X 4 1/32 X 7 1/4		
2.	990-125R	SEED HOSE 2 1/2 ID KANAFLEX		
3.	800-180C	2 1/2 AIR HOSE BAND CLAMP		
4.	806-010C	U-BOLT 1/2-13 X 2 1/2 X 3 1/2		
5.	168-216H	DESTRIBUTION TOWER WELDMENT		
6.	804-015C	WASHER LOCK SPRING 1/2 PLT		
7.	803-020C	NUT HEX 1/2-13 PLT		
8.	803-084C	NUT HEX NYLOCK 5/16-18 PLT		
9.	804-010C	WASHER FLAT 5/16 USS PLT		
10.	817-039C	PVC SEED HOSE 1 IN/FT		
11.	816-290C	16 OUTLET SEED DIST. RING		
11.	816-289C	13 OUTLET SEED DIST. RING		
11.	816-287C	10 OUTLET SEED DIST. RING		
12.	817-234C	DIST TOWER DIVIDER		
13.	834-014C	RPBY 168-314D		
14.	802-007C	HHCS 5/16-18X3/4 GR5		
15.	802-131C	HHCS 5/16-18X3 GR5		
16.	168-362D	NTA35 DIST TOWER MOUNT		
17.	802-185C	HFSS 3/8-16X3/4 LG		
18.	802-224C	HHCS 1/4-20X1 1/4 GR5		
19.	803-006C	NUT-HEX 1/4-20 PLT		
20.	804-006C	WASHER LOCK SPRING 1/4 PLT		
21.	467981100S1	INTAG WSMB/FLW MNTR MODULE 18R		
22.	804-009C	WASHER LOCK SPRING 5/16PLT		

**Center To Right Wing**

(Applies to CTA4000 HD only)



17141

## Center To Right Wing

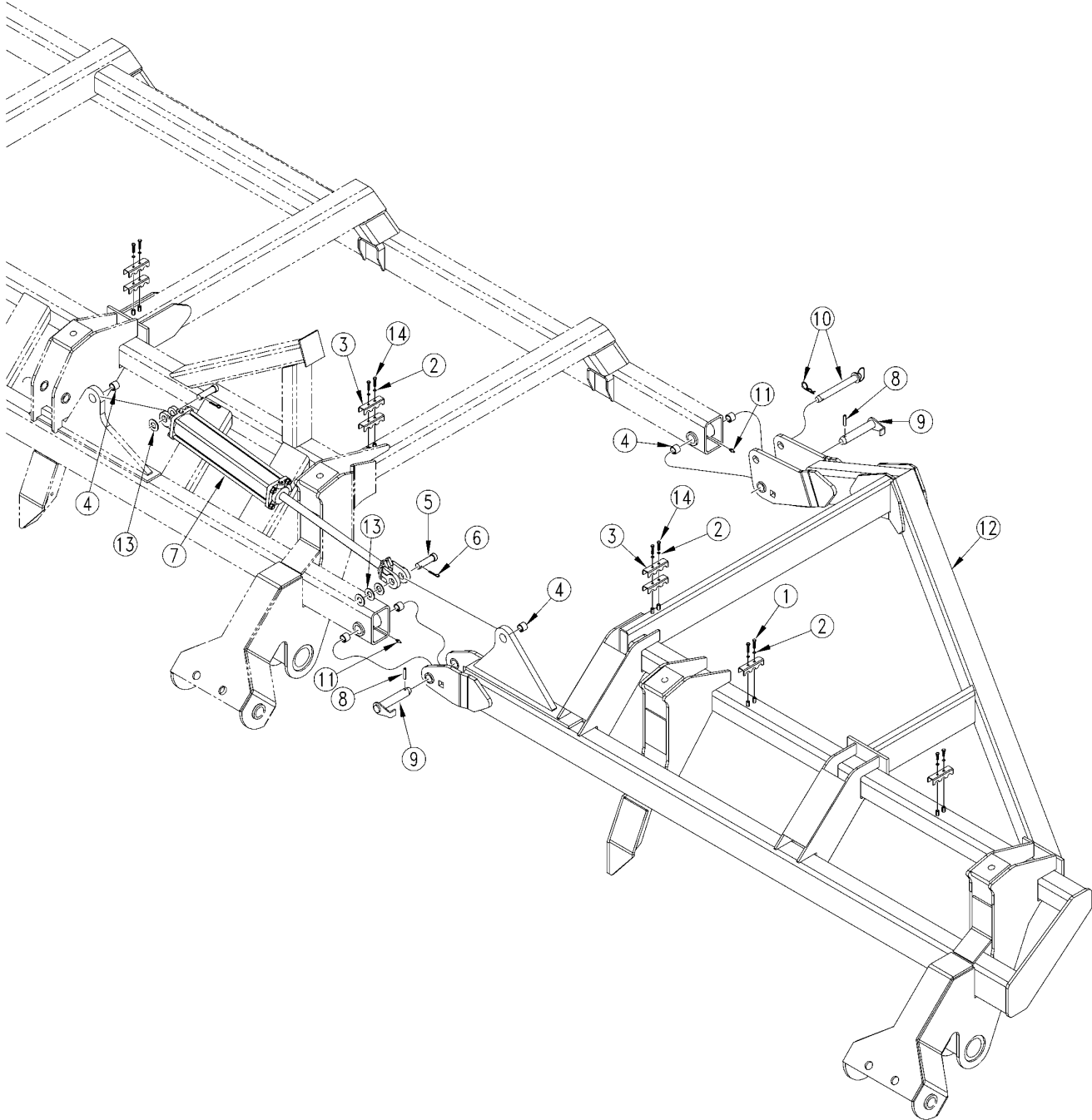
---

(Applies to CTA4000 HD only)

Ref	Part No.	Part Description	Comments	Revision
	Dwg 39495	Image No.		
1.	179-021D	LID LATCH - LOWER ARM		
	dwg17141	Image No.		
1.	802-010C	HHCS 5/16-18X1 1/4 GR5		
2.	179-030D	REAR LID LATCH STRIKE		
3.	308-193D	OS/PS SLING BKT		
2.	804-009C	WASHER LOCK SPRING 5/16 PLT		
3.	196-112D	RPBY 196-146D		
4.	308-393D	RPBY 179-022D		
5.	308-394D	LID LATCH - HANDLE		
4.	890-011C	BUSHING SPINDLE 1 1/2X1 1/4X1		
5.	805-196C	PIN CLEVIS 1 1/4 X 3 3/8 GR5		
6.	313-186D	LID HINGE PIVOT		
7.	313-400H	LID WELDMENT, 86"	NTS2507 & NTS2509	
8.	313-457H	AGITATOR WELD APS 86	NTS2507	

## Center To Left Wing

(Applies to CTA4000 HD only)



17142

## Center To Left Wing

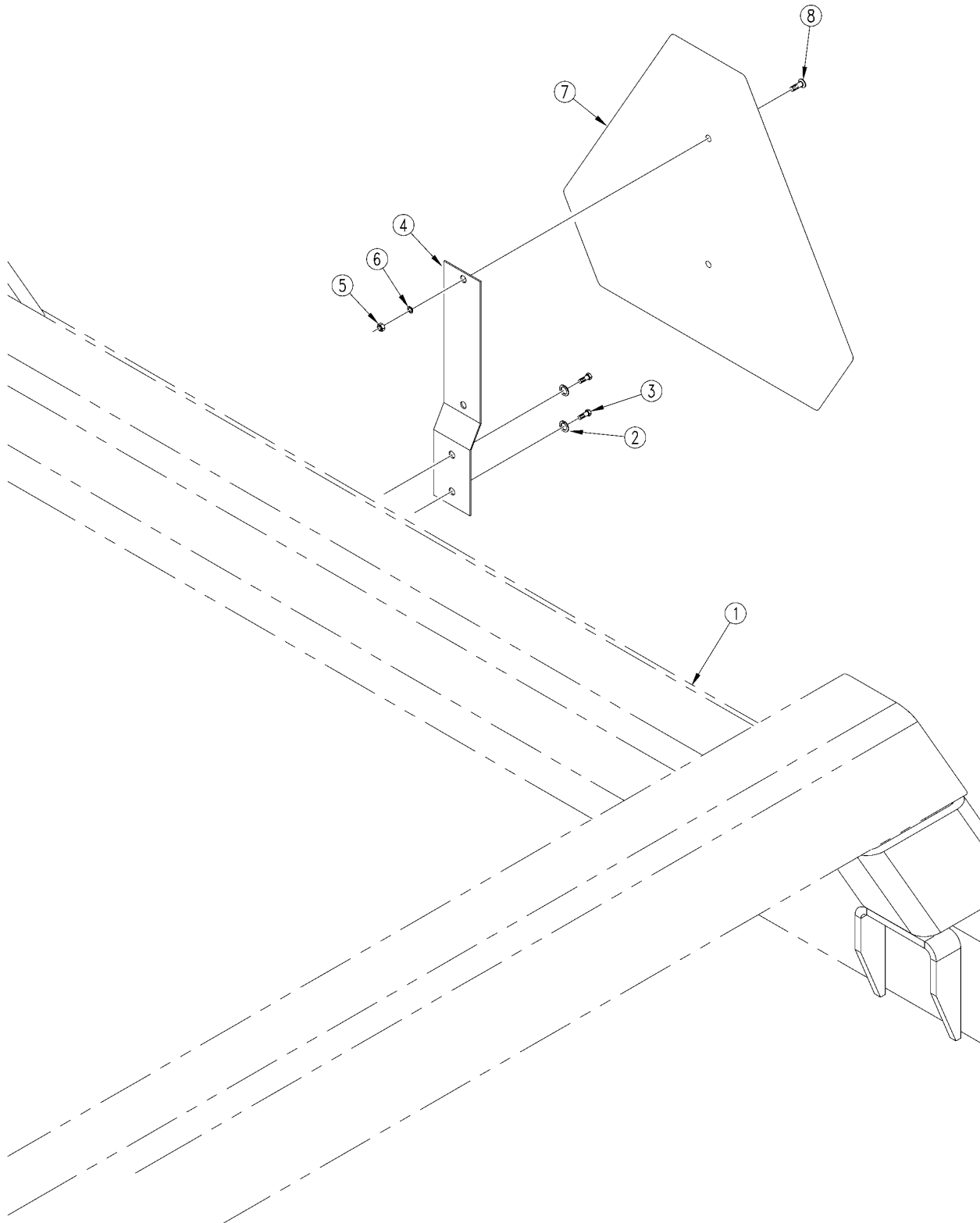
---

(Applies to CTA4000 HD only)

Ref	Part No.	Part Description	Comments	Revision
	dwg17142	Image No.		
1.	802-010C	HHCS 5/16-18X1 1/4 GR5		
2.	804-009C	WASHER LOCK SPRING 5/16 PLT		
3.	196-112D	RPBY 196-146D		
4.	890-011C	BUSHING SPINDLE 1 1/2X1 1/4X1		
5.	805-196C	PIN CLEVIS 1 1/4 X 3 3/8 GR5		
6.	805-060C	PIN COTTER 7/32 X 2		
7.	810-361C	CYL 4.5X33.25X2ROD (TIE ROD)	Refer to "Midway Hydraulic Cylinder (810-361C)"	
8.	805-249C	PIN ROLL 3/8 X 2 PLT		
9.	160-201H	WING PIVOT PIN WELDMENT		
10.	805-100C	PIN HITCH 1 X 7 1/2 USABLE LG		
11.	800-001C	GREASE ZERK STRAIGHT 1/4-28		
12.	160-244H	CTA40 LH WING FRAME		
13.	804-039C	WASHER FLAT 1 1/4 SAE PLT		
14.	802-172C	HHCS 5/16-18X2 1/2 GR5		

# Slow Moving Vehicle Emblem

(Applies to CTA4000 HD only)



17143

## ***Slow Moving Vehicle Emblem***

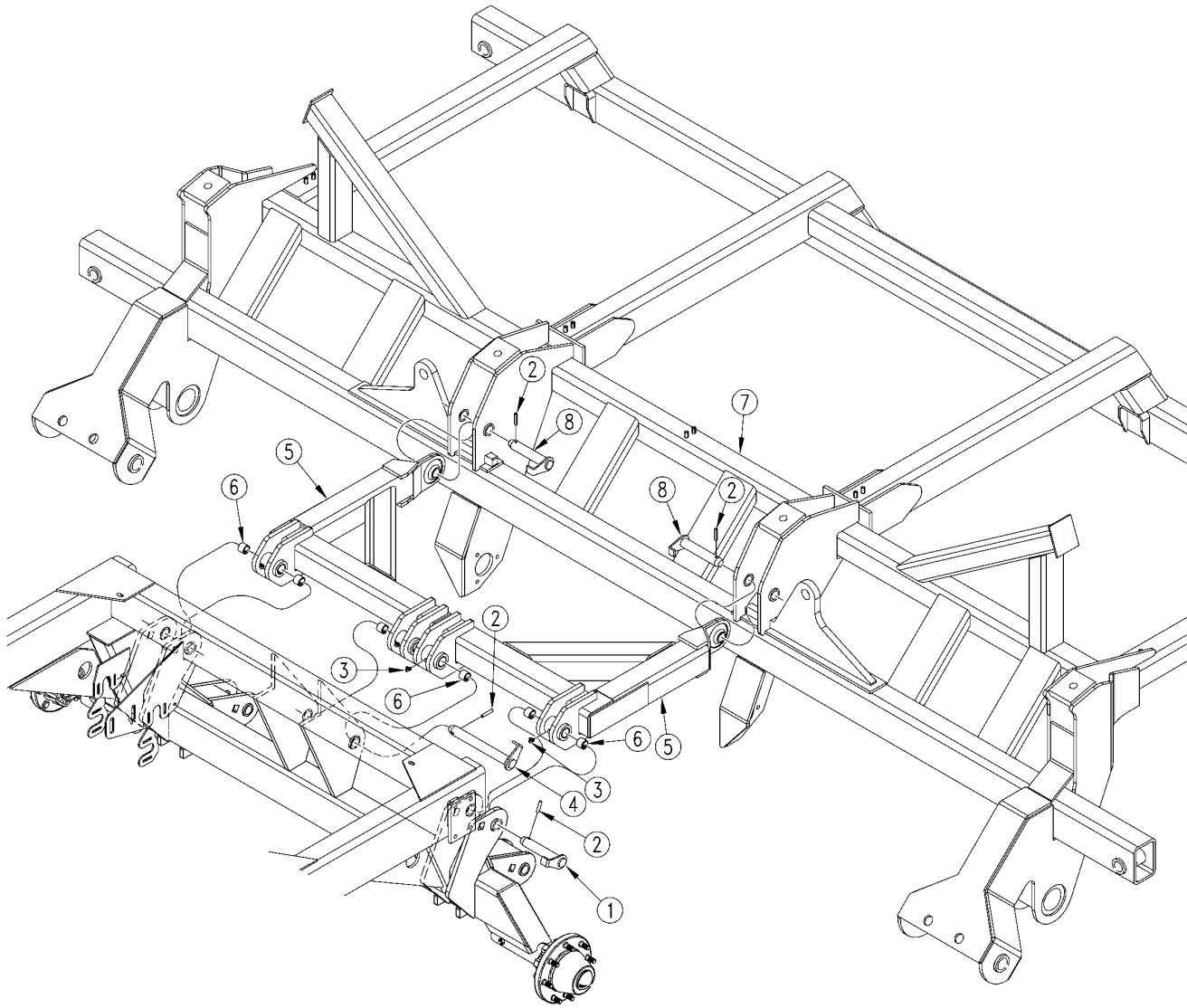
---

(Applies to CTA4000 HD only)

<b>Ref</b>	<b>Part No.</b>	<b>Part Description</b>	<b>Comments</b>	<b>Revision</b>
	dwg17143	Image No.		
1.	160-250H	CTA40 CENTER FRAME WELDMENT		
2.	804-009C	WASHER LOCK SPRING 5/16 PLT		
3.	802-007C	HHCS 5/16-18X3/4 GR5		
4.	890-153C	SMV MOUNTING BLADE		
5.	803-006C	NUT-HEX 1/4-20 PLT		
6.	804-006C	WASHER LOCK SPRING 1/4 PLT		
7.	818-055C	DECAL SLOW MOVING-GALV. BACKED		
8.	801-018C	SCREW RD HD 1/4-20 X 5/8		

## Cart Hook-Up for ADC2220 Air Drill Cart

(Applies to CTA4000 HD only)



17144



## ***Cart Hook-Up for ADC2220 Air Drill Cart***

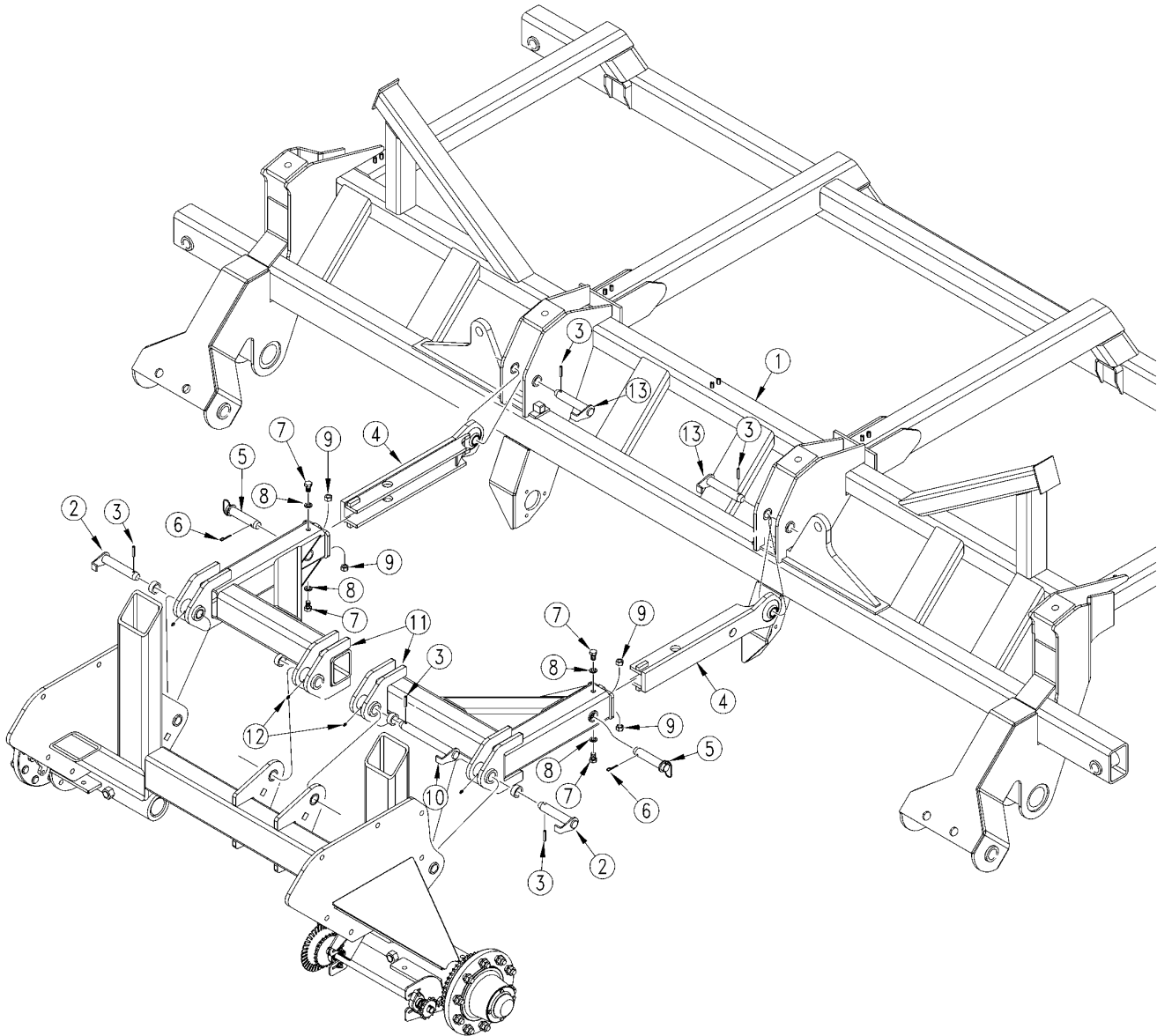
---

**(Applies to CTA4000 HD only)**

<b>Ref</b>	<b>Part No.</b>	<b>Part Description</b>	<b>Comments</b>	<b>Revision</b>
	dwg17144	Image No.		
1.	160-304H	OUTER PULL LINK PIN		
2.	805-249C	PIN ROLL 3/8 X 2 PLT		
3.	800-073C	GREASE ZERK 1/4-28 X 90-DEG		
4.	160-303H	CENTER PULL LINK PIN		
5.	160-236H	CTA40 CARTLINK WELDMENT		
6.	890-011C	BUSHING SPINDLE 1 1/2X1 1/4X1		
7.	160-250H	CTA40 CENTER FRAME WELDMENT		
8.	160-201H	WING PIVOT PIN WELDMENT		

# Cart Hook-Up for ADC2350 Air Drill Cart

(Applies to CTA4000 HD only)



26351

## ***Cart Hook-Up for ADC2350 Air Drill Cart***

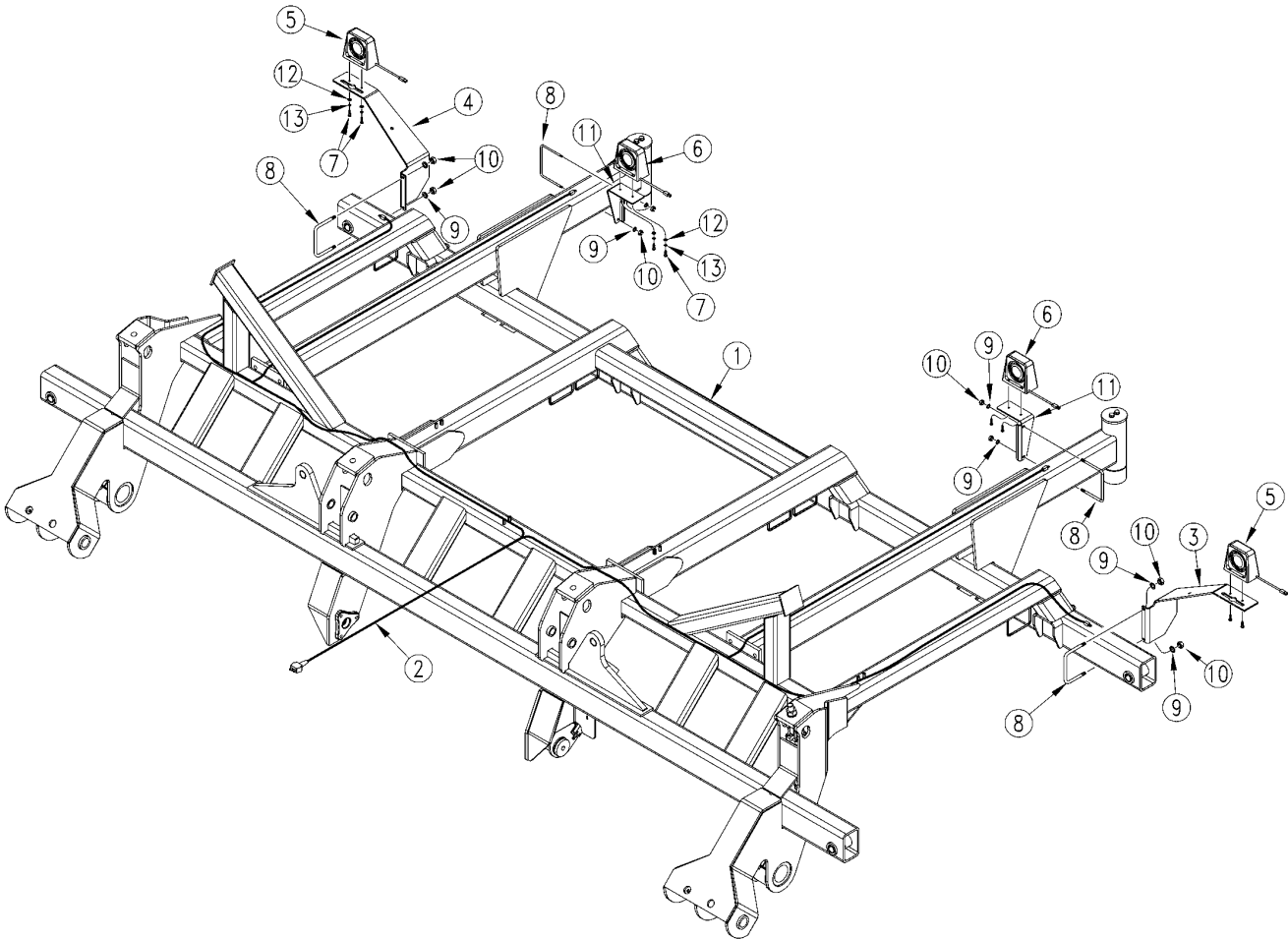
---

**(Applies to CTA4000 HD only)**

<b>Ref</b>	<b>Part No.</b>	<b>Part Description</b>	<b>Comments</b>	<b>Revision</b>
	dwg26351	Image No.		
1.	160-250H	CTA40 CENTER FRAME WELDMENT		
2.	160-304H	OUTER PULL LINK PIN		
3.	805-249C	PIN ROLL 3/8 X 2 PLT		
4.	160-301H	CTA PULL BAR WELDMENT		
5.	805-119C	PIN HITCH 1 1/4 X 4 1/2		
6.	805-060C	PIN COTTER 7/32 X 2		
7.	802-049C	HHCS 5/8-11X1 GR5 NYL		
8.	804-022C	WASHER LOCK SPRING 5/8 PLT		
9.	803-021C	NUT HEX 5/8-11 PLT		
10.	160-303H	CENTER PULL LINK PIN		
11.	160-300H	CTA PULL LINK WELDMENT		
12.	800-001C	GREASE ZERK STRAIGHT 1/4-28		
13.	160-201H	WING PIVOT PIN WELDMENT		

**Harness & Light Kit for ADC2350 Air Drill Cart (S/N EE1239-)**

(Applies to CTA4000 HD only)



26370

***Harness & Light Kit for ADC2350 Air Drill Cart (S/N EE1239-)***

---

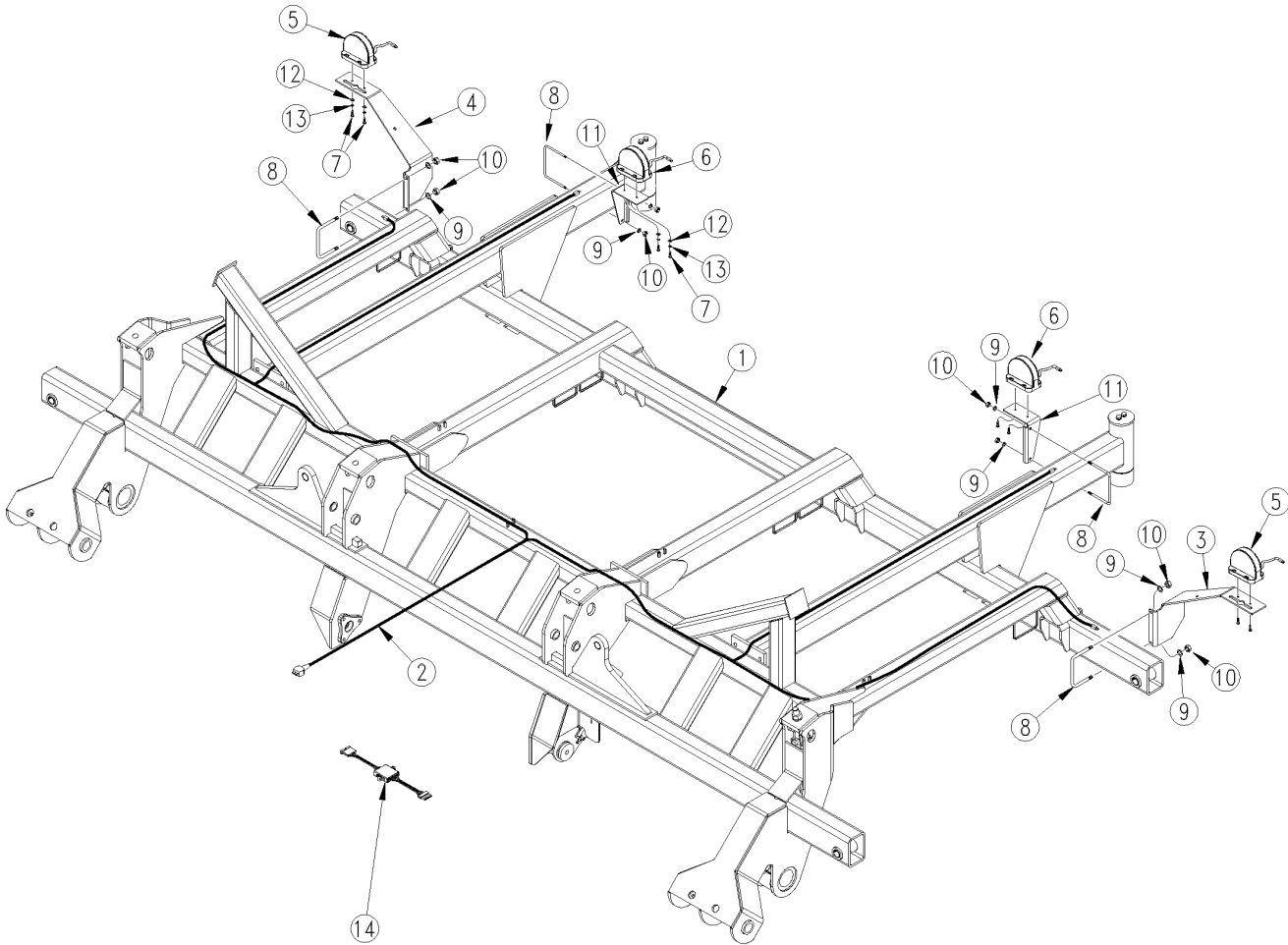
**(Applies to CTA4000 HD only)**

<b>Ref</b>	<b>Part No.</b>	<b>Part Description</b>	<b>Comments</b>	<b>Revision</b>
1.	160-250H	CTA40 CENTER FRAME WELDMENT		
2.	833-462C	LIGHT KIT ADC IMPLEMENT		
3.	160-605D	CTA40 LIGHT MT BRACKET RH		
4.	160-606D	CTA40 LIGHT MT BRACKET LH		
5.	2606	WESBAR SNGL AG LAMP, AMBER/AMB		
6.	2610	WESBAR SNGL AG LAMP, RED/BLANK		
7.	801-151C	SCR HEX SELF TAP 1/4-20X1TYPEF		
8.	806-022C	U-BOLT 3/8-16 X 6 1/32 X 5 PLT		
9.	804-013C	WASHER LOCK SPRING 3/8 PLT		
10.	803-068C	NUT HEX FLANGE 3/8-16 PLT		
11.	160-500D	CTA LIGHT BRACKET		
12.	804-109C	WASHER FLAT #6 PLT		
13.	804-050C	WASHER LOCK #6 SS		
17.	801-024C	SCREW 5/16-18X82DEG CNTSKX1P		

[Table of Contents](#)   [Part Number Index](#)

***Harness & Light Kit for ADC2350 Air Drill Cart (S/N EE1240+)***

(Applies to CTA4000 HD only)



36045

***Harness & Light Kit for ADC2350 Air Drill Cart (S/N EE1240+)***

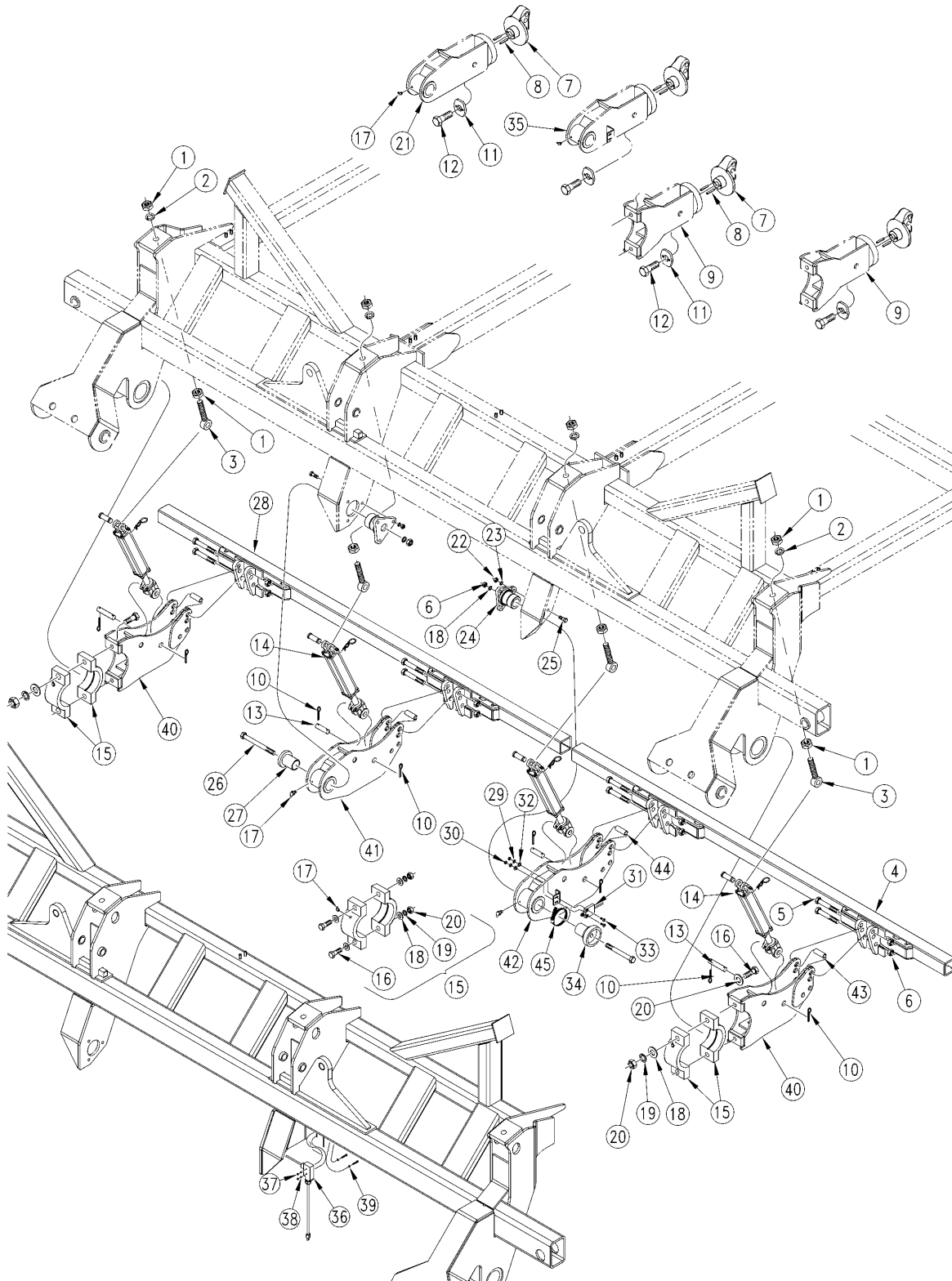
---

(Applies to CTA4000 HD only)

<b>Ref</b>	<b>Part No.</b>	<b>Part Description</b>	<b>Comments</b>	<b>Revision</b>
	dwg 36045	Image No.		
1.	160-250H	CTA40 CENTER FRAME WELDMENT		
2.	833-718C	AG HARNESS, REAR 21' LED		
3.	160-605D	CTA40 LIGHT MT BRACKET RH		
4.	160-606D	CTA40 LIGHT MT BRACKET LH		
5.	833-697C	LIGHT, AMBER LAMP LED		
6.	833-696C	LIGHT, RED LAMP - LED		
7.	801-081C	SCREW HEX SELF TAP 1/4-20X3/4		
8.	806-022C	U-BOLT 3/8-16 X 6 1/32 X 5 PLT		
9.	804-013C	WASHER LOCK SPRING 3/8 PLT		
10.	803-014C	NUT HEX 3/8-16 PLT		
11.	160-500D	CTA LIGHT BRACKET		
12.	804-109C	WASHER FLAT #6 SAE PLT		
13.	804-050C	WASHER LOCK #6 SS		
14.	833-694C	LIGHT HRNSS ENHANCE MODULE LED		

# Center Subframe

(Applies to CTA4000 HD only)



17146



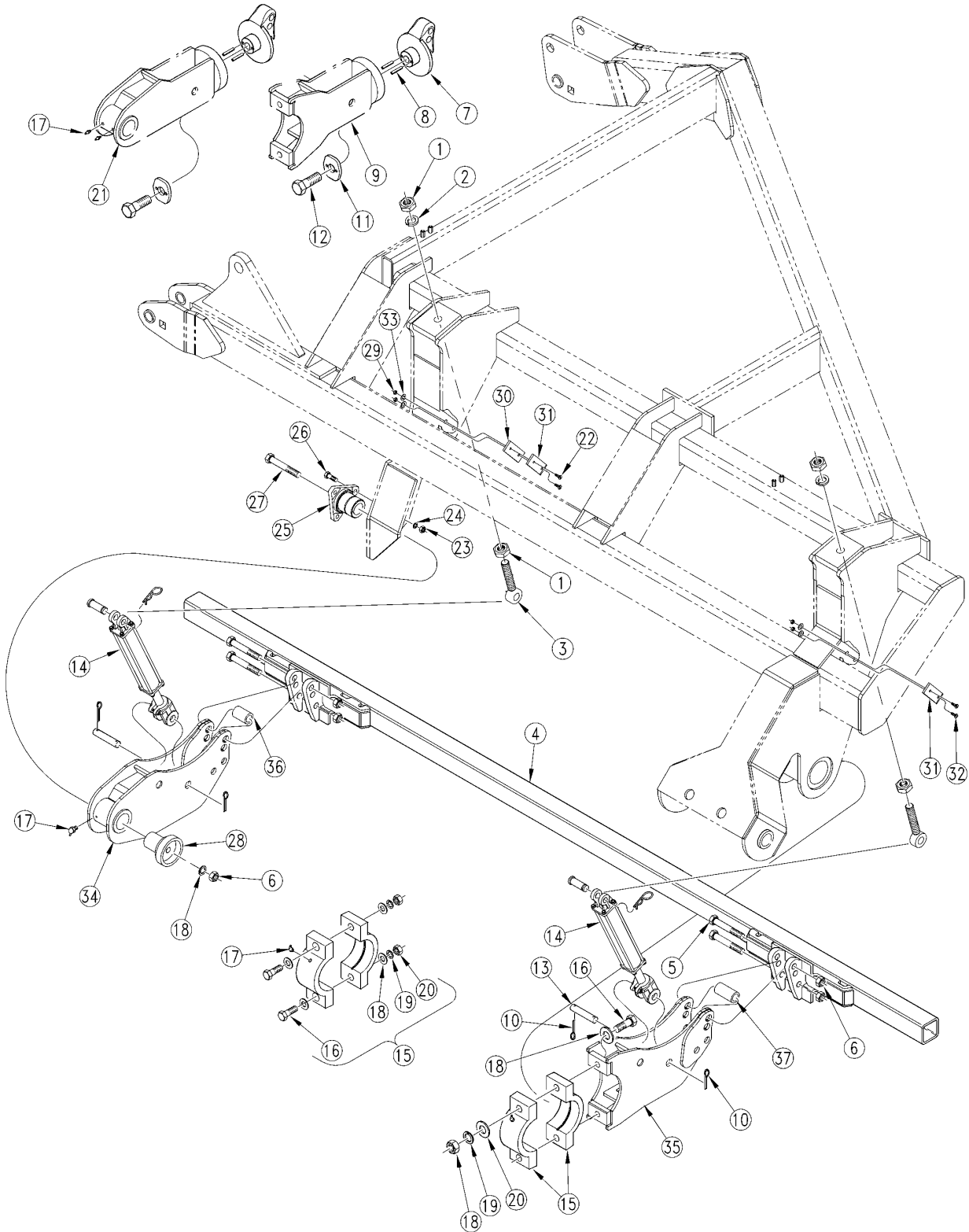
## Center Subframe

(Applies to CTA4000 HD only)

Ref	Part No.	Part Description	Comments	Revision
	dwg	Image No.		
1.	803-031C	NUT HEX 1-8 PLT		
2.	804-027C	WASHER LOCK SPRING 1 PLT		
3.	194-129H	6 1/8 EYE BOLT		
4.	160-238H	CTA40 LHC SECT SUBFRM 6&10		
4.	160-237H	CTA40 LHC SECT SUBFRM 7 1/2		
5.	802-192C	HHCS 3/4-10X4 1/2 GR5		
6.	803-028C	NUT NY-LOK 7/8-9 PLT		
7.	194-100D	TRUNNION CASTING MACHINED	S/N 1077-	
8.	805-156C	PIN ROLL 5/16 X 1 LG	S/N 1077-	
9.	194-124H	SUBFRAME PIVOT ARM OUTSIDE	S/N 1077-	
10.	805-104C	PIN COTTER 3/16 X 1 1/2 PLT		
11.	194-101D	PIVOT ARM WASHER	S/N 1077-	
12.	802-441C	HHCS 1 1/8-7X2 1/2 GR5	S/N 1077-	
13.	805-236C	PIN CLEVIS 1 X 3 7/8 USBLE PLT		
14.	810-368C	CYL 2X8X1.12 ROD (TIE ROD)	Refer to "Midway Hydraulic Cylinder (810-368C)"	
15.	194-123K	3S BEARING ASSEMBLY		
16.	802-204C	HHCS 3/4-10X3 3/4 GR5		
17.	800-058C	GREASE ZERK 1/4-28 X 45-DEG		
18.	804-025C	WASHER FLAT 3/4 SAE PLT		
19.	804-023C	WASHER LOCK SPRING 3/4 PLT		
20.	803-027C	NUT HEX 3/4-10 PLT		
21.	194-128H	SUBFRAME PIVOT ARM INSIDE	S/N 1077-	
22.	803-020C	NUT HEX 1/2-13 PLT		
23.	804-015C	WASHER LOCK SPRING 1/2 PLT		
24.	120-247D	3 BOLT PIVOT CAST W/ BOLT HOLE		
25.	802-082C	HHCS 1/2-13X1 3/4 GR5		
26.	802-095C	HHCS 3/4-10X7 GR5		
27.	195-188H	SUBFRAME ARM RETAINER		
28.	160-240H	CTA40 RHC SECT SUBFRM 6&10		
28.	160-239H	CTA40 RHC SECT SUBFRM 7 1/2		
29.	804-004C	WASHER INTERNAL STAR #10 PLT		
30.	803-001C	NUT HEX 10-24 PLT		
31.	823-157C	NTA CLUTCH/SOLENOID SWITCH	Rev. 1	
32.	804-046C	WASHER FLAT #10 SAE PLT		
33.	801-055C	SCREW RD HD 10-24 X 1 PLT		
34.	160-253H	CTA SUBFRAME ARM RETAINER		
35.	160-254H	CTA SUBFRAME PIVOT ARM INSIDE	S/N 1077-	
36.	464820520S1	DJ SWITCH SPDT W/WISKER & WIRE	Rev. 2	
37.	803-065C	NUT HEX 6-32 SS		
38.	804-050C	WASHER LOCK #6 SS		
39.	804-109C	WASHER FLAT #6 SAE PLT		
40.	194-155H	SUBFRAME FLEX ARM, OUTER	S/N 1078+	
41.	194-156H	SUBFRAME FLEX ARM, INNER	S/N 1078+	
42.	194-029H	SUBFRAME FLEX ARM, WITH SWITCH	S/N 1078+	
43.	194-515D	SUBFRAME FLEX ARM SPACER, LONG	S/N 1078+	
44.	194-516D	SUBFRAME FLEX ARM SPACER, SHORT	S/N 1078+	
45.	890-433C	ELE. CLUTCH SWITCH CAM CLAMP	Rev. 1	

# Wing Subframes

(Applies to CTA4000 HD only)



17147

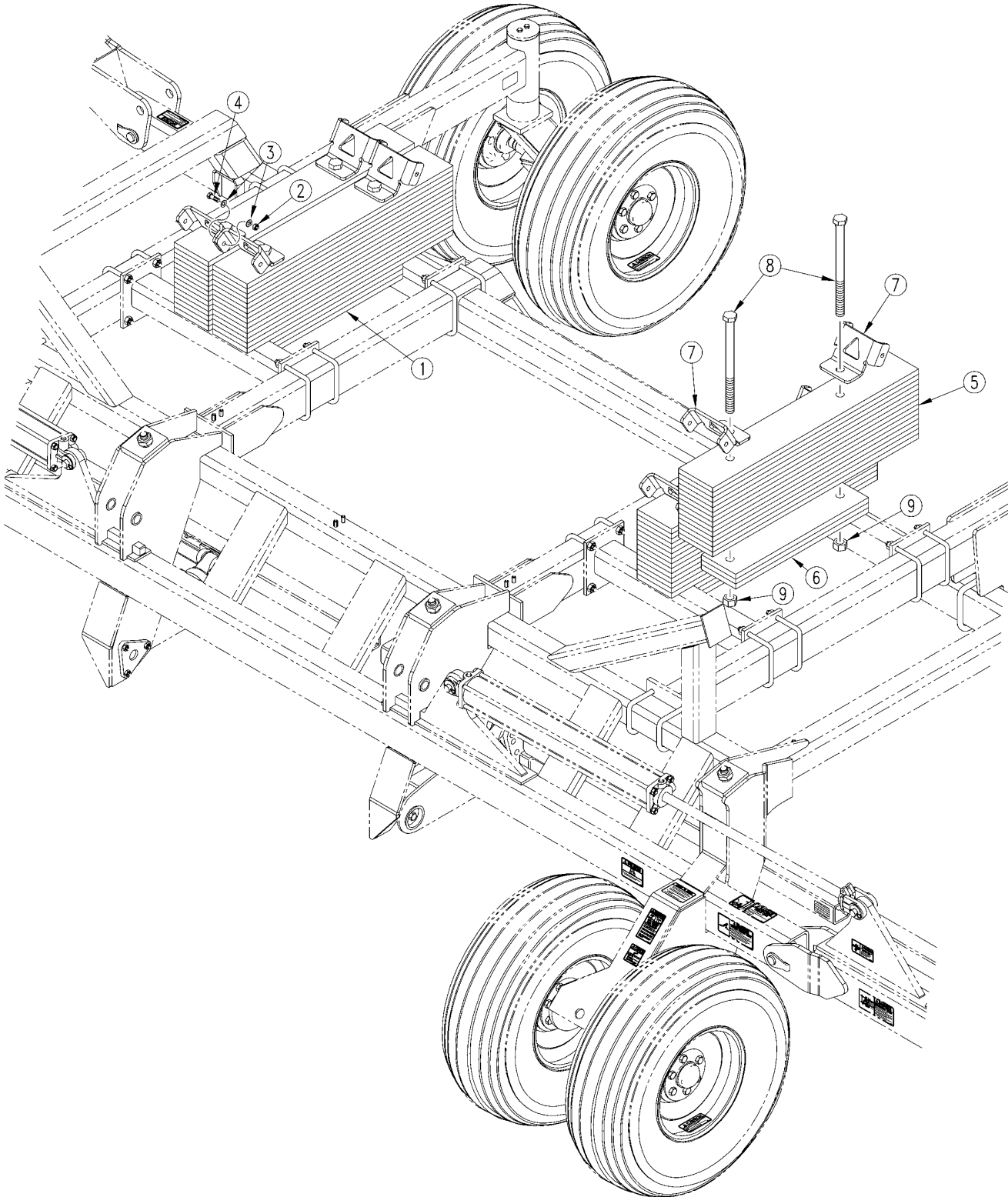
***Wing Subframes***

**(Applies to CTA4000 HD only)**

<b>Ref</b>	<b>Part No.</b>	<b>Part Description</b>	<b>Comments</b>	<b>Revision</b>
	dwg17147	Image No.		
1.	803-031C	NUT HEX 1-8 PLT		
2.	804-027C	WASHER LOCK SPRING 1 PLT		
3.	194-129H	6 1/8 EYE BOLT		
4.	160-241H	CTA40 LHW SUBFRM		
4.	160-242H	CTA40 RHW SUBFRM		
5.	802-192C	HHCS 3/4-10X4 1/2 GR5		
6.	803-028C	NUT NY-LOK 7/8-9 PLT		
7.	194-100D	TRUNNION CASTING MACHINED	S/N 1077-	
8.	805-156C	PIN ROLL 5/16 X 1 LG	S/N 1077-	
9.	194-124H	SUBFRAME PIVOT ARM OUTSIDE	S/N 1077-	
10.	805-104C	PIN COTTER 3/16 X 1 1/2 PLT		
11.	194-101D	PIVOT ARM WASHER	S/N 1077-	
12.	802-441C	HHCS 1 1/8-7X2 1/2 GR5	S/N 1077-	
13.	805-236C	PIN CLEVIS 1 X 3 7/8 USBLE PLT		
14.	810-368C	CYL 2X8X1.12 ROD (TIE ROD)	Refer to "Midway Hydraulic Cylinder (810-368C)"	
15.	194-123K	3S BEARING ASSEMBLY		
16.	802-204C	HHCS 3/4-10X3 3/4 GR5		
17.	800-058C	GREASE ZERK 1/4-28 X 45-DEG		
18.	804-025C	WASHER FLAT 3/4 SAE PLT		
19.	804-023C	WASHER LOCK SPRING 3/4 PLT		
20.	803-027C	NUT HEX 3/4-10 PLT		
21.	194-128H	SUBFRAME PIVOT ARM INSIDE	S/N 1077-	
22.	801-093C	SFCHMS 1/4-20 X 1 1/2 PLT		
23.	803-020C	NUT HEX 1/2-13 PLT		
24.	804-015C	WASHER LOCK SPRING 1/2 PLT		
25.	120-247D	3 BOLT PIVOT CAST W/ BOLT HOLE		
26.	802-082C	HHCS 1/2-13X1 3/4 GR5		
27.	802-095C	HHCS 3/4-10X7 GR5		
28.	195-188H	SUBFRAME ARM RETAINER		
29.	803-006C	NUT HEX 1/4-20 PLT		
30.	160-568D	CTA SF ARM SUPPORT WEAR SPACR		
31.	817-332C	CTA SF ARM SUPPORT WEAR PLATE		
32.	801-152C	SFCHMS 1/4-20 X 1 1/4 PLT		
33.	804-131C	WASHER FENDER 1/4 X 1		
34.	194-156H	SUBFRAME FLEX ARM, INNER	S/N 1078+	
35.	194-155H	SUBFRAME FLEX ARM, OUTER	S/N 1078+	
36.	194-516D	SUBFRAME FLEX ARM SPACER,SHORT	S/N 1078+	
37.	194-515D	SUBFRAME FLEX ARM SPACER, LONG	S/N 1078+	

## Weights

(Applies to CTA4000 HD only)



17198

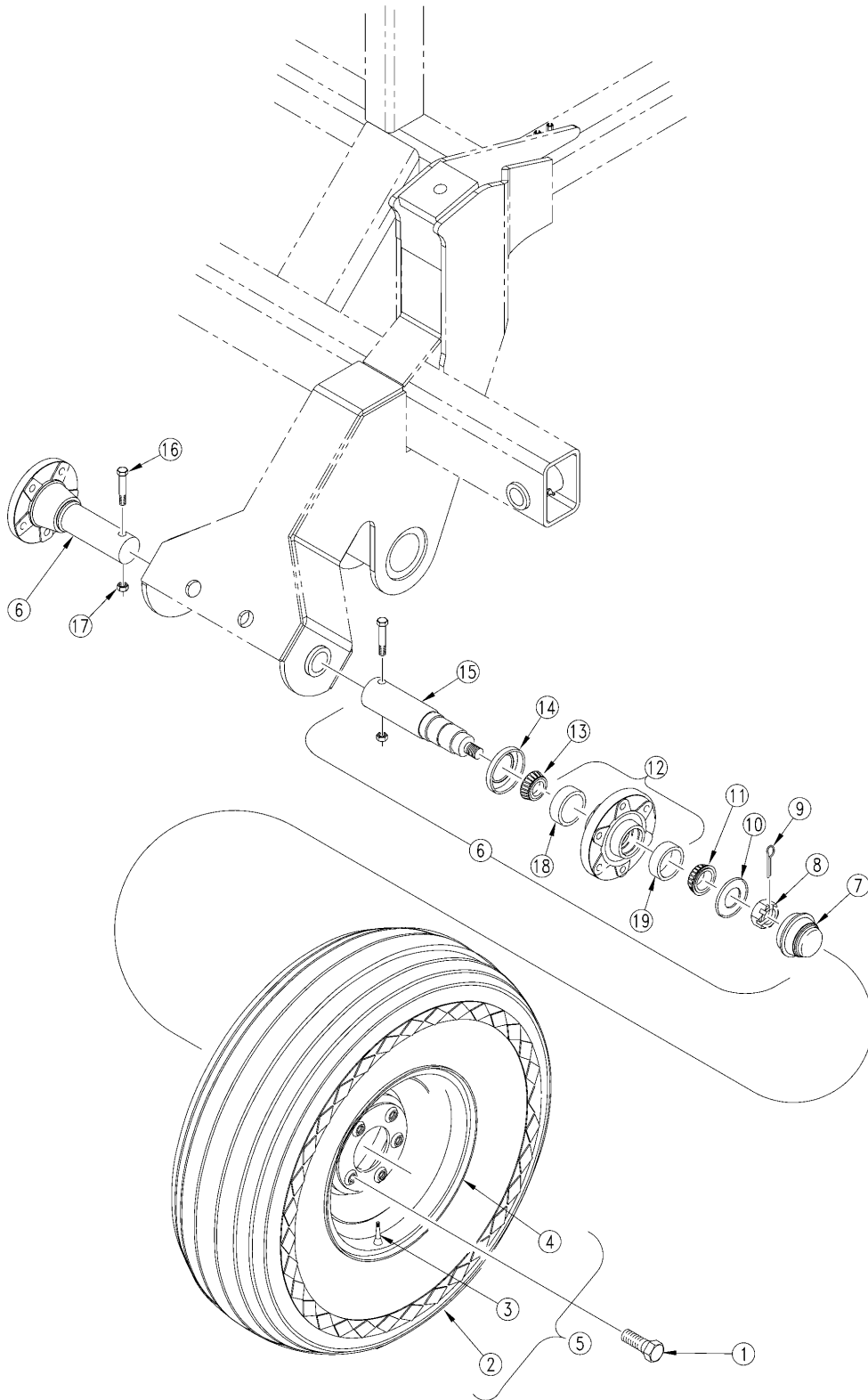
## **Weights**

**(Applies to CTA4000 HD only)**

<b>Ref</b>	<b>Part No.</b>	<b>Part Description</b>	<b>Comments</b>	<b>Revision</b>
	dwg17198	Image No.		
1.	160-296S	NTA WEIGHT BRACKET ASSY		
2.	803-019C	NUT LOCK 1/2-13 PLT		
3.	804-016C	WASHER FLAT 1/2 SAE PLT		
4.	802-091C	HHCS 1/2-13X1 1/2 GR5		
5.	160-628D	NTA WEIGHT BRKT. BAR-LONG		
6.	160-629D	NTA WEIGHT BKT. BAR-SHORT		
7.	160-630D	NTA WEIGHT BRKT MOUNT		
8.	802-712C	HHCS 1-8X14 1/2 GR5 SPTHD		
9.	803-168C	NUT HEX TOP LOCK 1-8 PLT		

## Bolt In Hub & Wheel

(Applies to CTA4000 HD only)



17148

## ***Bolt In Hub & Wheel***

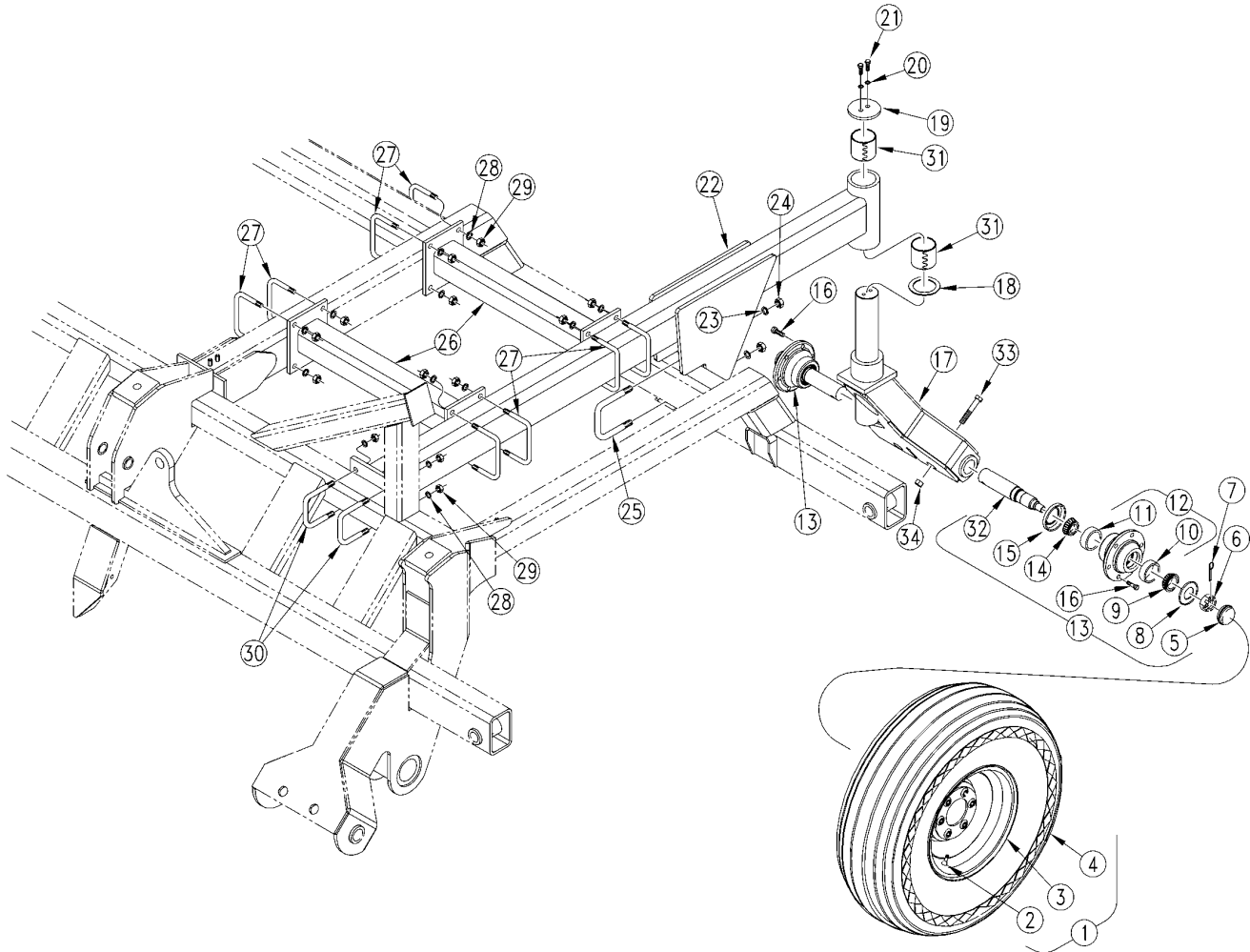
---

(Applies to CTA4000 HD only)

<b>Ref</b>	<b>Part No.</b>	<b>Part Description</b>	<b>Comments</b>	<b>Revision</b>
	dwg17148	Image No.		
1.	802-104C	BOLT WHEEL 1/2-20X1 90-DEG		
2.	814-038C	TIRE 11L-15 X 8 PLY		
3.	816-035C	VALVE STEM TR415X.625X1 1/4 LG		
4.	814-023C	WHEEL 15 DIA X 10 WIDE X 6 BLT		
5.	181-023K	GAUGE WHEEL TIRE ASSEMBLY		
6.	815-079C	HUB AND SPINDLE ASSY 6 BOLT		
7.	200-001D	HUB GREASE CAP		
8.	803-029C	NUT HEX SLOTTED 7/8-14 PLT		
9.	805-016C	PIN COTTER 3/16 X 1 1/4 PLT		
10.	804-055C	WASHER SPINDLE - 7/8		
11.	822-021C	BEARING CONE LM-67048		
12.	815-082C	HUB 6 BOLT 4 5/8 PILOT W/ CUPS		
13.	822-018C	BRG CONE 1.50ID LM-29749		
14.	816-011C	SEAL 2.56X1.625X.438 CR16289		
15.	815-085C	SPINDLE SGL 1.75X10.72		
16.	802-099C	HHCS 1/2-13X3 1/4 GR5		
17.	803-019C	NUT LOCK 1/2-13 PLT		
18.	822-019C	BRG CUP LM-29710		
19.	822-020C	BEARING CUP LM-67010		

# Lift Assist Assembly

(Applies to CTA4000 HD only)



17149



## ***Lift Assist Assembly***

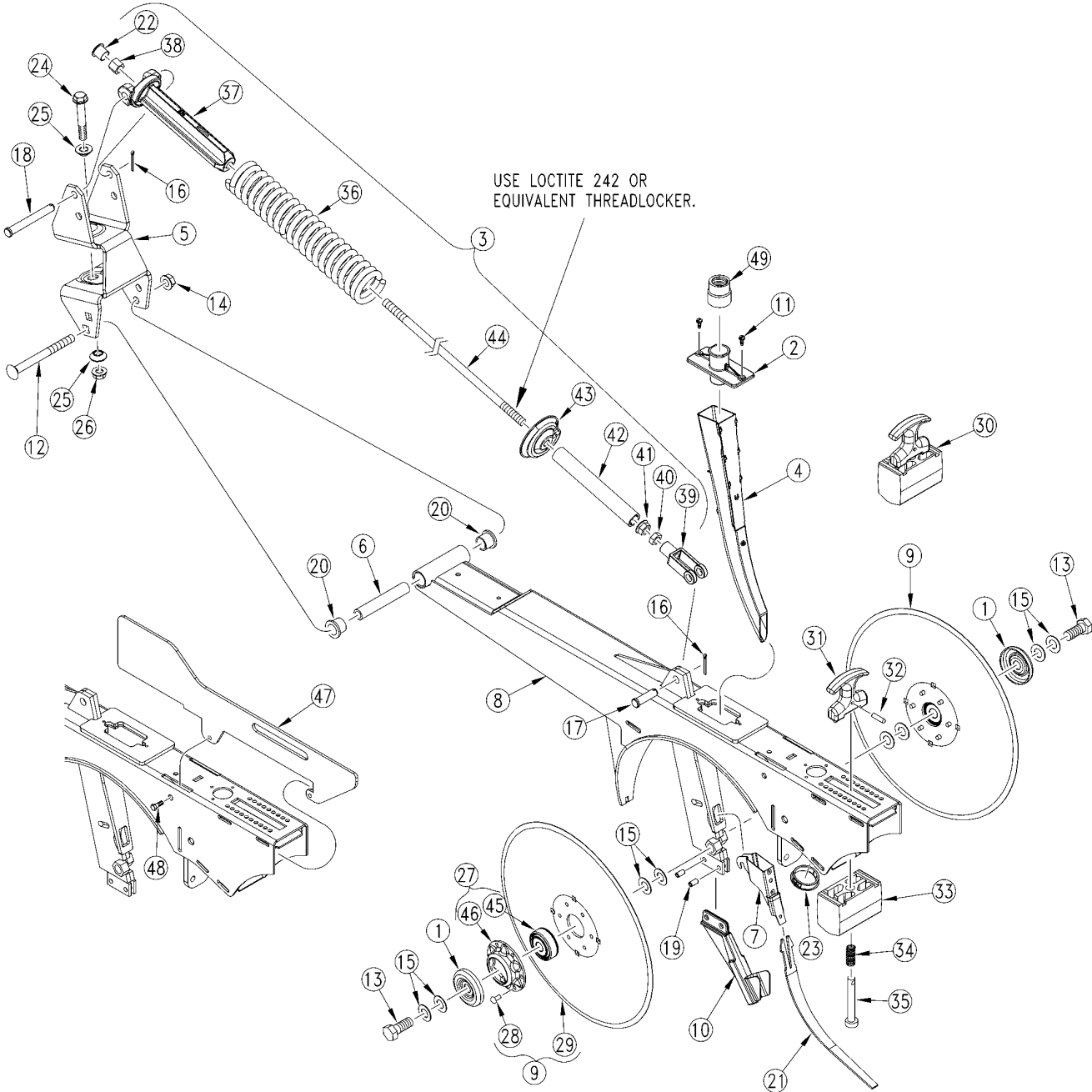
**(Applies to CTA4000 HD only)**

<b>Ref</b>	<b>Part No.</b>	<b>Part Description</b>	<b>Comments</b>	<b>Revision</b>
	dwg17149	Image No.		
1.	155-012K	TRANSPORT WHEEL & TIRE ASSY	S/N EE1256-	
1.	155-007K	TRANSPORT WHEEL/TIRE ASY BKSN	S/N EE1257+	
2.	816-035C	VALVE STEM TR415X.625X1 1/4 LG		
3.	814-023C	WHEEL 15 DIA X 10 WIDE X 6 BLT	S/N EE1256-	
3.	814-551C	WHEEL 15 DIA X 10 WIDE X 6 BLT BKSN	S/N EE1257+	
4.	814-038C	TIRE 11L-15 X 8 PLY		
5.	200-001D	HUB GREASE CAP		
6.	803-029C	NUT HEX SLOTTED 7/8-14 PLT		
7.	805-016C	PIN COTTER 3/16 X 1 1/4 PLT		
8.	181-064D	7/8 SPINDLE WASHER, HARDENED		
9.	822-021C	BRG CONE 1.25ID LM-67048		
10.	822-020C	BRG CUP LM-67010		
11.	822-053C	BRG CUP 2.89ODX.58WD #LM501310		
12.	815-094C	HUB 6 BOLT 4570# W/CUPS PAINTD		
13.	815-090C	HUB & SPINDLE 6 BOLT 4570 LB		
14.	822-048C	BRG CONE 1.62IDX.78WD#LM501349		
15.	816-265C	SEAL 1.875 ID X 3.00 OD QDS		
16.	802-104C	BOLT WHEEL 1/2-20X1 90-DEG		
17.	161-132H	NTA REAR CASTER WELDMENT		
18.	804-102C	PIVOT THRUST WASHER		
19.	161-231D	NTA CASTER RETAINER CAP		
20.	804-015C	WASHER LOCK SPRING 1/2 PLT		
21.	802-034C	HHCS 1/2-13X1 1/4 GR5		
22.	161-122H	CTA40 LIFT ASSIST ARM		
23.	804-023C	WASHER LOCK SPRING 3/4 PLT		
24.	803-027C	NUT HEX 3/4-10 PLT		
25.	806-128C	U-BOLT 3/4-10 X 6 1/32 X 5 5/8		
26.	160-251H	CTA40 LIFT ASSIST ARM SD BRACE		
27.	806-016C	U-BOLT 5/8-11 X 6 1/32 X 5 3/8		
28.	804-022C	WASHER LOCK SPRING 5/8 PLT		
29.	803-021C	NUT HEX 5/8-11 PLT		
30.	806-062C	U-BOLT 5/8-11 X 4 1/32 X 5 3/4		
31.	890-193C	STEEL BUSHING 3 1/4X3IDX3LONG		
32.	815-089C	SPINDLE SGL 1.98X11.00		
33.	802-153C	HHCS 5/8-11X3 3/4 GR5		
34.	803-024C	NUT LOCK 5/8-11 PLT		

# Table of Contents    Part Number Index

## HD 00 Series Long Arm Opener (S/N EE1162-)

(Applies to CTA4000 HD only)



26398

**HD 00 Series Long Arm Opener (S/N EE1162-)**

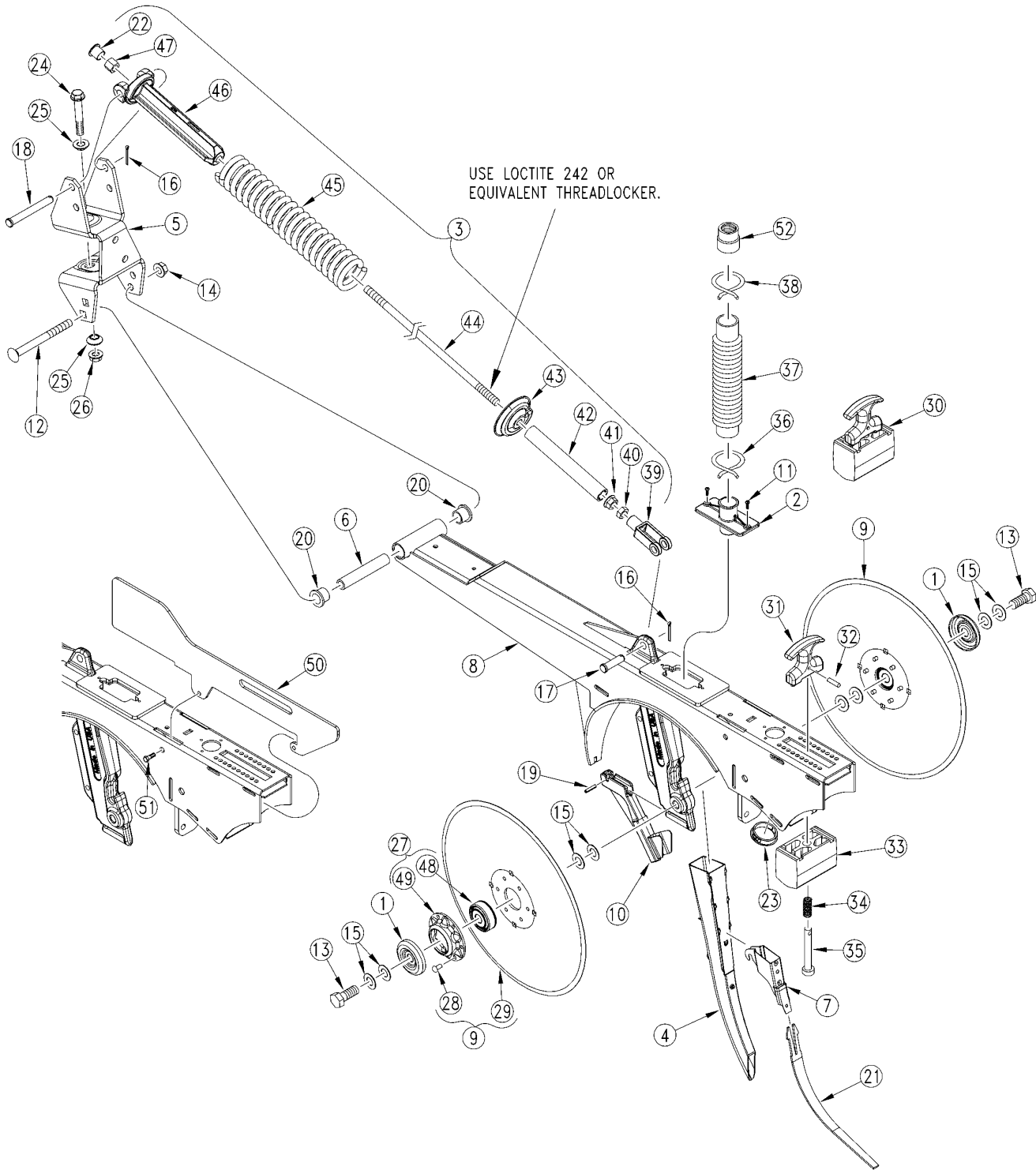
**(Applies to CTA4000 HD only)**

<b>Ref</b>	<b>Part No.</b>	<b>Part Description</b>	<b>Comments</b>	<b>Revision</b>
	dwg26398			
1.	107-111D	DD BRG FLANGE DUST COVER		
2.	817-704C	UPPER SEED TUBE CAP		
3.	121-005S	OPENER SPRING ROD ASSY. LONG.		
4.	817-697C	HD 00 SEED TUBE ASSEMBLY		
5.	121-151D	OPENER MOUNTING BRACKET		
6.	142-198D	STRAIGHT ARM OPENER PIVOT PIPE		
7.	198-331D	SEED TUBE 25S HOOK CLIP		
8.	221-131H	OPENER WELDMENT-HD 00 LONG		
9.	404-121S	4.0 MM 15 DISC W/ 5/8 ASSY	Includes items 27-29	
10.	404-170H	25P SCRAPER SEPARATOR WLDMT		
11.	801-172C	SCREW HEX SLT 10-16X3/4PTHD CT		
12.	802-121C	RHSNB 1/2-13X5 1/2 GR5		
13.	802-228C	HHCS 5/8-11X1 1/2 GR5 NYL		
14.	803-169C	NUT HEX FLG. LOCK 1/2-13 PLT.		
15.	804-040C	WASHER MACH 1.19 X .63 X 18GA		
16.	805-109C	PIN COTTER 1/8 X 1 1/4 PLT		
17.	805-127C	PIN CLEVIS 1/2 X 1 3/4		
18.	805-234C	PIN CLEVIS 1/2 X 4 PLATED		
19.	805-335C	PIN ROLL 5/16 X 5/8 PLT		
20.	817-084C	PARALLEL ARM PIVOT BUSHING		
21.	817-349C	SEED FLAP, UHMW, LONG	For use without Seed-Lok or Keeton Seed Firmer	
21.	816-536C	SEED FLAP-RUBBER, SEED-LOK LNG	For use with Seed-Lok	
22.	816-306C	PLUG, SPRING ROD CASTING		
23.	817-688C	HOLE PLUG 1 3/4		
24.	802-045C	HHCS 1/2-13X5 GR5		
25.	804-154C	WASHER POWDER METAL CONE 1/2		
26.	803-019C	NUT LOCK 1/2-13 PLT		
27.	107-137V	FLANGE AND BRG ASSY		
28.	800-213C	RIVET,BUTTON HEAD 1/4 X 1/2		
29.	820-287C	4.0 MM 15 DISK (21 DEG BEVEL)		
30.	122-001S	PW ADJUST TRUNION ASSY		
31.	817-328C	T-HANDLE ASSEMBLY		
32.	805-186C	PIN ROLL 5/32 X 5/8 PLT		
33.	817-347C	OPENER TRUNION		
34.	807-106C	SPRING .540 O.D.X 1 1/4 X.054W		
35.	805-385C	PIN CLEVIS 3/8 X 3 PLT		
36.	807-262C	SPRING COMP 2.56ODX.393X12.875		
37.	812-236C	OPNR SPRING RD TRUNION CASTING		
38.	803-310C	NUT HEX 1/2-20 X 5/8 HIGH		
39.	121-044D	ADJ. YOKE END, 11/16" OPENING		
40.	803-036C	NUT HEX JAM 1/2-13 PLT		
41.	803-193C	NUT HEX FLANGE 1/2-13 GR G PLT		
42.	121-169D	SPACER TB ALUM 1ODX 1/2 X 7.28		
43.	121-154D	SPRING STOP STAMPING		
44.	800-322C	STUD 1/2-13X17.6 SPTHD DBBLEND		
45.	188-001V	BRG AA205DD		
46.	890-466C	HSG RIBB FLG 6BOLT PLT		
47.	121-174D	OPENER TRANSPORT STOP PLATE		
48.	801-025C	SCREW HEX 5/16-12X3/4 THD FRM		
49.	816-352C	AIR DRILL DD OPNR HOSE BOOT		

# Table of Contents Part Number Index

## HD 00 Series Long Arm Opener (S/N EE1163 - EE1176)

(Applies to CTA4000 HD only)



29472

***HD 00 Series Long Arm Opener (S/N EE1163 - EE1176)***

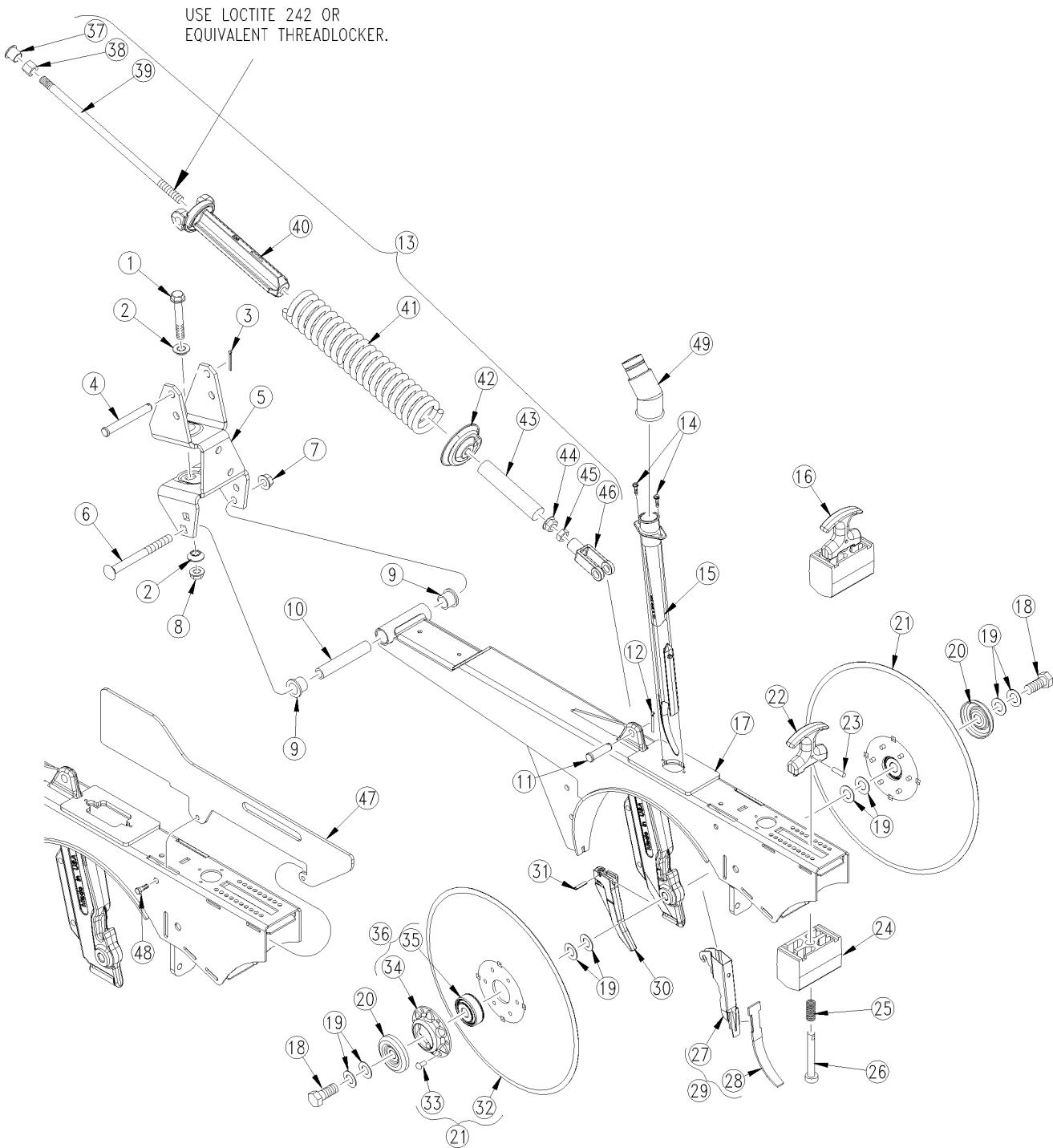
**(Applies to CTA4000 HD only)**

<b>Ref</b>	<b>Part No.</b>	<b>Part Description</b>	<b>Comments</b>	<b>Revision</b>
	dwg29469	Image No.		
1.	107-111D	DD BRG FLANGE DUST COVER		
2.	817-704C	UPPER SEED TUBE CAP		
3.	121-005S	OPENER SPRING ROD ASSY. LONG.		
4.	817-697C	HD 00 SEED TUBE ASSEMBLY		
5.	121-151D	OPENER MOUNTING BRACKET		
6.	142-198D	STRAIGHT ARM OPENER PIVOT PIPE		
7.	198-331D	SEED TUBE 25S HOOK CLIP		
8.	221-642H	OPENER WELD HD 00 LONG		
9.	404-121S	4.0 MM 15 DISC W/ 5/8 ASSY	Includes items 27-29	
10.	121-008H	SCRAPER SEPARATOR WELD		
11.	801-172C	SCREW HEX SLT 10-16X3/4PTHD CT		
12.	802-121C	RHSNB 1/2-13X5 1/2 GR5		
13.	802-228C	HHCS 5/8-11X1 1/2 GR5 NYL		
14.	803-169C	NUT HEX FLG. LOCK 1/2-13 PLT.		
15.	804-040C	WASHER MACH 1.19 X .63 X 18GA		
16.	805-109C	PIN COTTER 1/8 X 1 1/4 PLT		
17.	805-127C	PIN CLEVIS 1/2 X 1 3/4		
18.	805-234C	PIN CLEVIS 1/2 X 4 PLATED		
19.	805-026C	PIN ROLL 1/4 X 3/4 PLT		
20.	817-084C	PARALLEL ARM PIVOT BUSHING		
21.	817-349C	SEED FLAP, UHMW, LONG	S/N EE1169-	
21.	816-536C	SEED FLAP-RUBBER, SEED-LOK LNG	S/N EE1170+	
22.	816-306C	PLUG, SPRING ROD CASTING		
23.	817-688C	HOLE PLUG 1 3/4		
24.	802-045C	HHCS 1/2-13X5 GR5		
25.	804-154C	WASHER POWDER METAL CONE 1/2		
26.	803-037C	NUT HEX WHIZ 1/2-13 PLT		
27.	107-137V	FLANGE AND BEARING ASSY		
28.	800-213C	RIVET,BUTTON HEAD 1/4 X 1/2		
29.	820-287C	4.0 MM 15 DISK (21 DEG BEVEL)		
30.	122-001S	PW ADJUST TRUNION ASSY		
31.	817-328C	T-HANDLE ASSEMBLY		
32.	805-186C	PIN ROLL 5/32 X 5/8 PLT		
33.	817-347C	OPENER TRUNION		
34.	807-106C	SPRING .540 O.D.X 1 1/4 X.054W		
35.	805-385C	PIN CLEVIS 3/8 X 3 PLT		
36.	800-008C	CLAMP HOSE 1 1/2 NO. 24		
37.	816-239C	SEED HOSE 56 RIBS X 11 LONG		
38.	800-009C	CLAMP HOSE 1 5/8 NO. 26		
39.	121-044D	ADJ. YOKE END, 11/16" OPENING		
40.	803-036C	NUT HEX JAM 1/2-13 PLT		
41.	803-193C	NUT HEX FLANGE 1/2-13 GR G PLT		
42.	121-169D	SPACER TB ALUM 1ODX 1/2 X 7.28		
43.	121-154D	SPRING STOP STAMPING		
44.	800-322C	STUD 1/2-13X17.6 SPTHD DBBLEND		
45.	807-262C	SPRING COMP 2.56ODX.393X12.875		
46.	812-236C	OPNR SPRING RD TRUNION CASTING		
47.	803-310C	NUT HEX 1/2-20 X 5/8 HIGH		
48.	188-001V	BRG AA205DD		
49.	890-466C	HSG RIBB FLG 6BOLT PLT		
50.	121-174D	OPENER TRANSPORT STOP PLATE		
51.	801-025C	SCREW HEX 5/16-12X3/4 THD FRM		
52.	816-352C	AIR DRILL DD OPNR HOSE BOOT		

# Table of Contents Part Number Index

## HD 00 Series Long Arm Opener (S/N EE1177+)

(Applies to CTA4000 HD only)



32155

**HD 00 Series Long Arm Opener (S/N EE1177+)**

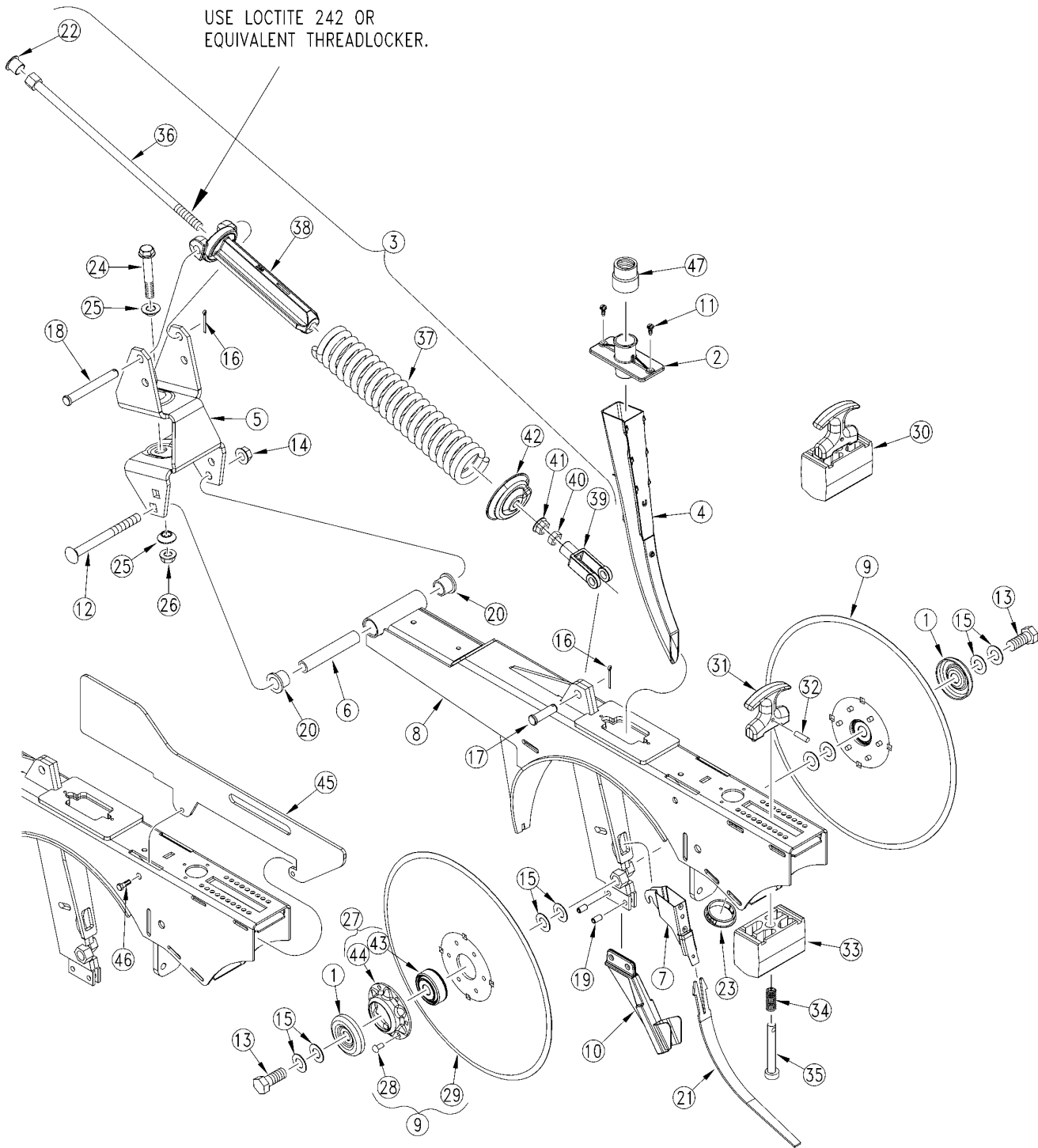
**(Applies to CTA4000 HD only)**

<b>Ref</b>	<b>Part No.</b>	<b>Part Description</b>	<b>Comments</b>	<b>Revision</b>
	dwg32155	Image No.		
1.	802-045C	HHCS 1/2-13X5 GR5		
2.	804-154C	WASHER POWDER METAL CONE 1/2		
3.	805-109C	PIN COTTER 1/8 X 1 1/4 PLT		
4.	805-234C	PIN CLEVIS 1/2 X 4 PLATED		
5.	121-151D	OPENER MOUNTING BRACKET		
6.	802-121C	RHSNB 1/2-13X5 1/2 GR5		
7.	803-169C	NUT HEX FLG LOCK 1/2-13 PLT		
8.	803-037C	NUT HEX WHIZ 1/2-13 PLT		
9.	817-084C	PARALLEL ARM PIVOT BUSHING		
10.	142-198D	STRAIGHT ARM OPENER PIVOT PIPE		
11.	805-127C	PIN CLEVIS 1/2 X 1 3/4		
12.	805-109C	PIN COTTER 1/8 X 1 1/4 PLT		
13.	121-005S	HD OPENER SPRING ROD ASY LONG	Includes items 37-46	
14.	801-172C	SCREW HEX SLT 10-16X3/4PTHD CT		
15.	817-897C	00HD OPENER SEED TUBE		
16.	122-001S	HD PW ADJUST TRUNION ASY		
17.	221-695H	OPENER 00HD LONG NARROW BA		
18.	802-228C	HHCS 5/8-11X1 1/2 GR5 NYL		
19.	804-040C	WASHER MACH 1.19 X .63 X 18GA		
20.	107-111D	DD BRG FLANGE DUST COVER		
21.	404-121S	4.0 MM 15 DISC W/ 5/8 ASSY	Includes items 32 & 33	
22.	817-328C	T-HANDLE ASSEMBLY		
23.	805-168C	PIN HITCH 1 7/16 X 8 3/8 PLT		
24.	817-347C	OPENER TRUNION		
25.	807-106C	SPRING .540 O.D.X 1 1/4 X.054W		
26.	805-385C	PIN CLEVIS 3/8 X 3 PLT		
27.	121-176D	00HD SEED TUBE CLIP		
28.	816-302C	SEED FLAP, RUBBER, SEED-LOK		
29.	221-730S	00HD NARROW SEED TB CLIP/FLAP	Includes items 27 & 28	
30.	812-394C	NARROW HD OPENER LOWER SCRAPER		
31.	805-439C	PIN ROLL 1/4 X 5/8 PLT		
32.	820-287C	4.0 MM 15 DISK (21 DEG BEVEL)		
33.	800-213C	RIVET,BUTTON HEAD 1/4 X 1/2		
34.	890-466C	HSG RIBB FLG 6BOLT PLT		
35.	188-001V	BRG AA205DD		
36.	107-137V	FLANGE AND BRG ASSY	Includes items 34 & 35	
37.	816-306C	PLUG, SPRING ROD CASTING		
38.	803-310C	NUT HEX 1/2-20 X 5/8 HIGH		
39.	800-322C	STUD 1/2-13X17.6 SPTHD DBBLEND		
40.	812-236C	OPNR SPRING RD TRUNION CASTING		
41.	807-262C	SPRING COMP 2.56ODX.393X12.875		
42.	121-154D	SPRING STOP STAMPING		
43.	121-169D	SPACER TB ALUM 1ODX 1/2 X 7.28		
44.	803-193C	NUT HEX FLANGE 1/2-13 GR G PLT		
45.	803-036C	NUT HEX JAM 1/2-13 PLT		
46.	121-166D	ADJ. YOKE END		
47.	121-174D	OPENER TRANSPORT STOP PLATE		
48.	801-025C	SCREW HEX 5/16-12X3/4 THD FRM		

# Table of Contents    Part Number Index

## HD 00 Series Short Arm Opener (S/N EE1162-)

(Applies to CTA4000 HD only)



26399



***HD 00 Series Short Arm Opener (S/N EE1162-)***

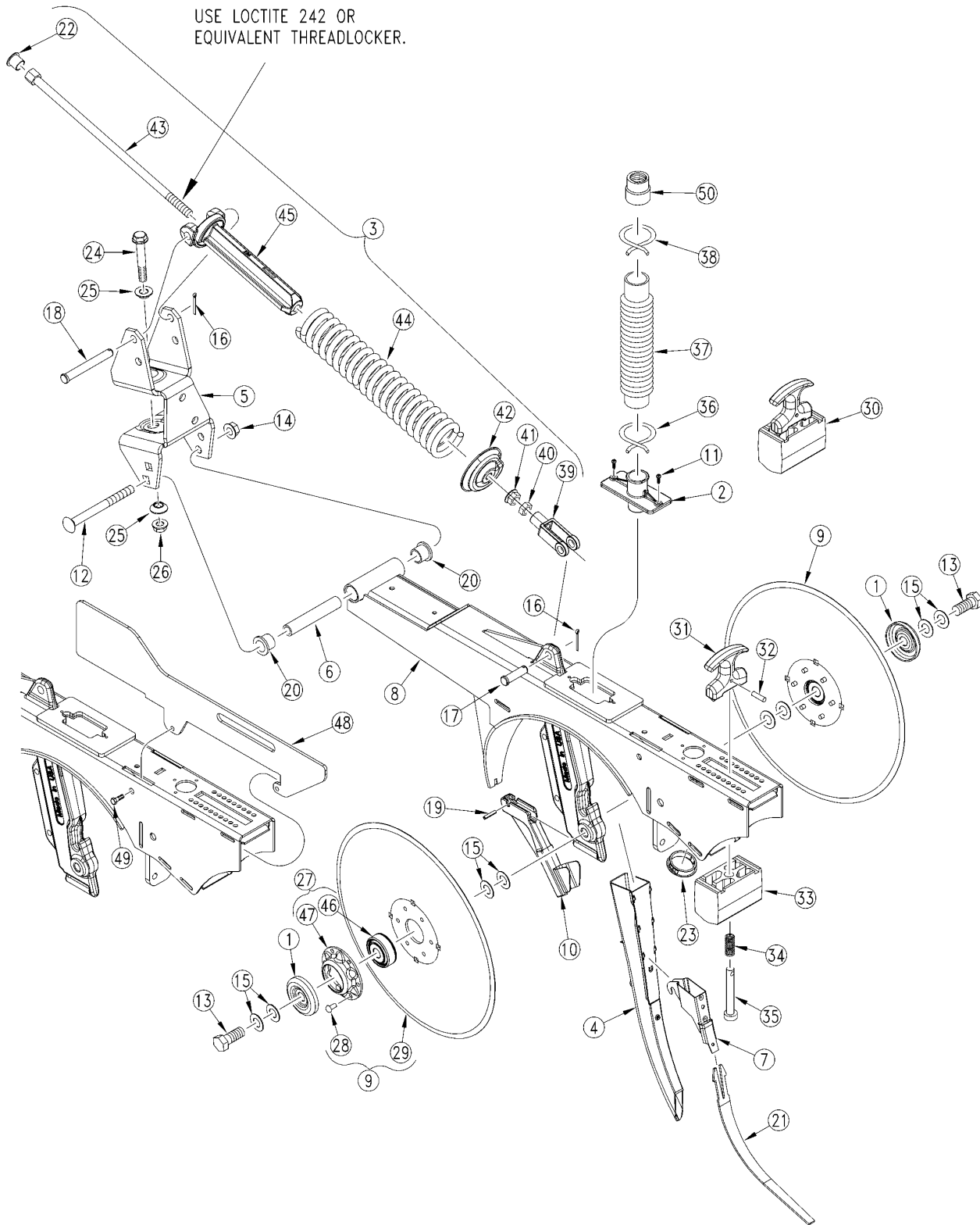
**(Applies to CTA4000 HD only)**

<b>Ref</b>	<b>Part No.</b>	<b>Part Description</b>	<b>Comments</b>	<b>Revision</b>
	dwg26399	Image No.		
1.	107-111D	DD BRG FLANGE DUST COVER		
2.	817-704C	UPPER SEED TUBE CAP		
3.	121-004S	OPENER SPRING ROD ASSY. SHRT.		
4.	817-697C	HD 00 SEED TUBE ASSEMBLY		
5.	121-151D	OPENER MOUNTING BRACKET		
6.	142-198D	STRAIGHT ARM OPENER PIVOT PIPE		
7.	198-331D	SEED TUBE 25S HOOK CLIP		
8.	221-130H	OPENER WELDMENT-HD 00 SHORT		
9.	404-121S	4.0 MM 15 DISC W/ 5/8 ASSY	Includes items 27-29	
10.	404-170H	25P SCRAPER SEPARATOR WLDMT		
11.	801-172C	SCREW HEX SLT 10-16X3/4PTHD CT		
12.	802-121C	RHSNB 1/2-13X5 1/2 GR5		
13.	802-228C	HHCS 5/8-11X1 1/2 GR5 NYL		
14.	803-169C	NUT HEX FLG. LOCK 1/2-13 PLT.		
15.	804-040C	WASHER MACH 1.19 X .63 X 18GA		
16.	805-109C	PIN COTTER 1/8 X 1 1/4 PLT		
17.	805-127C	PIN CLEVIS 1/2 X 1 3/4		
18.	805-234C	PIN CLEVIS 1/2 X 4 PLATED		
19.	805-335C	PIN ROLL 5/16 X 5/8 PLT		
20.	817-084C	PARALLEL ARM PIVOT BUSHING		
21.	817-349C	SEED FLAP, UHMW, LONG	For use without Seed-Lok or Keeton Seed Firmer	
21.	816-536C	SEED FLAP-RUBBER, SEED-LOK LNG	For use with Seed-Lok	
22.	816-306C	PLUG, SPRING ROD CASTING		
23.	817-688C	HOLE PLUG 1 3/4		
24.	802-045C	HHCS 1/2-13X5 GR5		
25.	804-154C	WASHER POWDER METAL CONE 1/2		
26.	803-019C	NUT LOCK 1/2-13 PLT		
27.	107-137V	FLANGE AND BEARING ASSY		
28.	800-213C	RIVET,BUTTON HEAD 1/4 X 1/2		
29.	820-287C	4.0 MM 15 DISK (21 DEG BEVEL)		
30.	122-001S	PW ADJUST TRUNION ASSY		
31.	817-328C	T-HANDLE ASSEMBLY		
32.	805-186C	PIN ROLL 5/32 X 5/8 PLT		
33.	817-347C	OPENER TRUNION		
34.	807-106C	SPRING .540 O.D.X 1 1/4 X.054W		
35.	805-385C	PIN CLEVIS 3/8 X 3 PLT		
36.	802-550C	HHCS 1/2-13X10 SPTHD GR8		
37.	807-262C	SPRING COMP 2.56ODX.393X12.875		
38.	812-236C	OPNR SPRING RD TRUNION CASTING		
39.	121-044D	ADJ.YOKE END 11/16" OPENING		
40.	803-036C	NUT HEX JAM 1/2-13 PLT		
41.	803-193C	NUT HEX FLANGE 1/2-13 GR G PLT		
42.	121-154D	SPRING STOP STAMPING		
43.	188-001V	BEARING AA205DD		
44.	890-466C	HSG RIBB FLG 6BOLT PLT		
45.	121-174D	OPENER TRANSPORT STOP PLATE		
46.	801-025C	SCREW HEX 5/16-12X3/4 THD FRM		
47.	816-352C	AIR DRILL DD OPNR HOSE BOOT		

[Table of Contents](#)   [Part Number Index](#)

**HD 00 Series Short Arm Opener (S/N EE1163 - EE1176)**

(Applies to CTA4000 HD only)



29473

**HD 00 Series Short Arm Opener (S/N EE1163 - EE1176)**

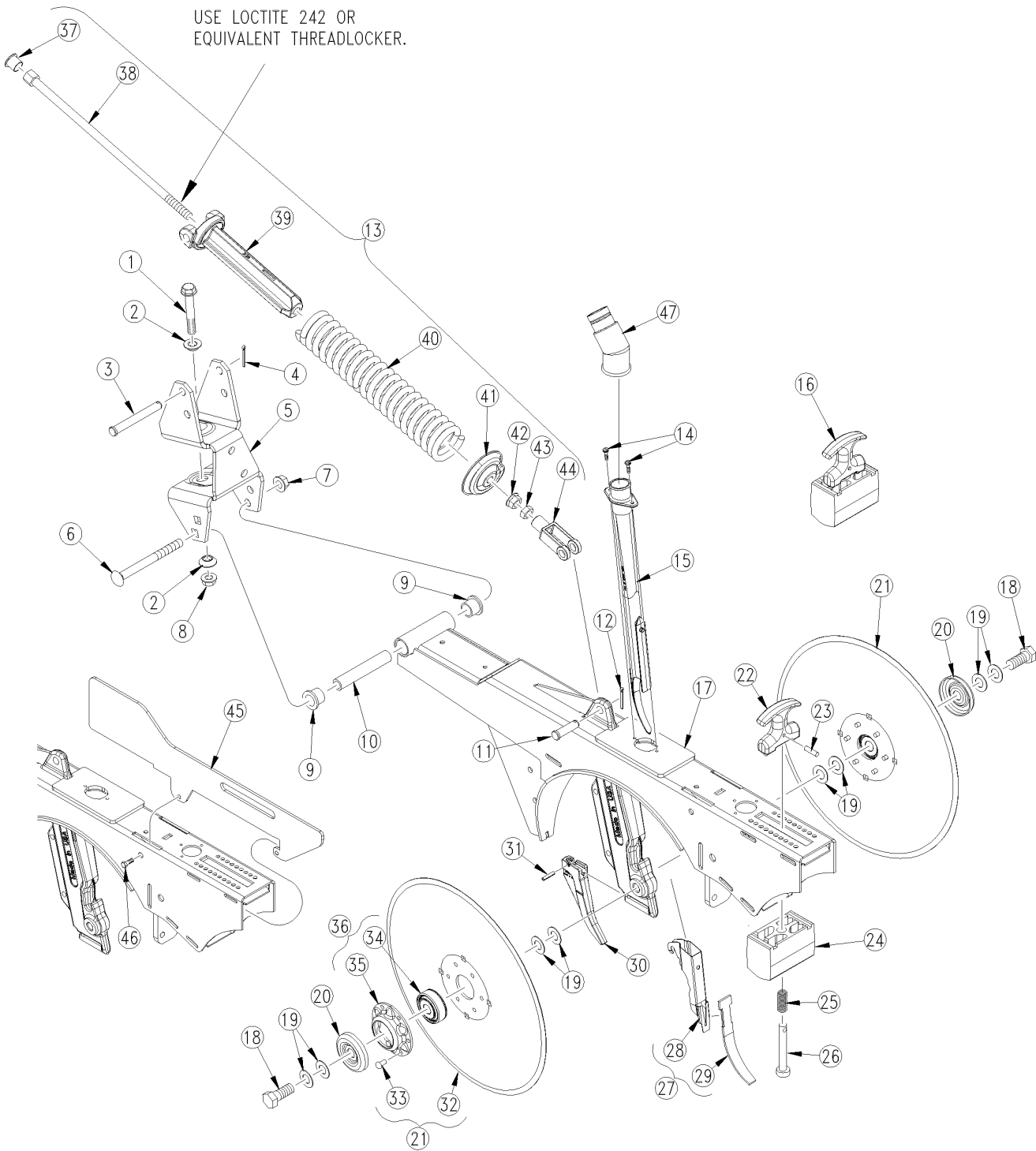
**(Applies to CTA4000 HD only)**

<b>Ref</b>	<b>Part No.</b>	<b>Part Description</b>	<b>Comments</b>	<b>Revision</b>
	dwg29468	Image No.		
1.	107-111D	DD BRG FLANGE DUST COVER		
2.	817-704C	UPPER SEED TUBE CAP		
3.	121-004S	OPENER SPRING ROD ASSY. SHRT.		
4.	817-697C	HD 00 SEED TUBE ASSEMBLY		
5.	121-151D	OPENER MOUNTING BRACKET		
6.	142-198D	STRAIGHT ARM OPENER PIVOT PIPE		
7.	198-331D	SEED TUBE 25S HOOK CLIP		
8.	221-641H	OPENER WELD HD 00 SHORT		
9.	404-121S	4.0 MM 15 DISC W/ 5/8 ASSY	Includes items 27-29	
10.	121-008H	SCRAPER SEPARATOR WELD		
11.	801-172C	SCREW HEX SLT 10-16X3/4PTHD CT		
12.	802-121C	RHSNB 1/2-13X5 1/2 GR5		
13.	802-228C	HHCS 5/8-11X1 1/2 GR5 NYL		
14.	803-169C	NUT HEX FLG. LOCK 1/2-13 PLT.		
15.	804-040C	WASHER MACH 1.19 X .63 X 18GA		
16.	805-109C	PIN COTTER 1/8 X 1 1/4 PLT		
17.	805-127C	PIN CLEVIS 1/2 X 1 3/4		
18.	805-234C	PIN CLEVIS 1/2 X 4 PLATED		
19.	805-026C	PIN ROLL 1/4 X 3/4 PLT		
20.	817-084C	PARALLEL ARM PIVOT BUSHING		
21.	817-349C	SEED FLAP, UHMW, LONG	S/N EE1169-	
21.	816-536C	SEED FLAP-RUBBER, SEED-LOK LNG	S/N EE1170+	
22.	816-306C	PLUG, SPRING ROD CASTING		
23.	817-688C	HOLE PLUG 1 3/4		
24.	802-045C	HHCS 1/2-13X5 GR5		
25.	804-154C	WASHER POWDER METAL CONE 1/2		
26.	803-037C	NUT HEX WHIZ 1/2-13 PLT		
27.	107-137V	FLANGE AND BEARING ASSY		
28.	800-213C	RIVET,BUTTON HEAD 1/4 X 1/2		
29.	820-287C	4.0 MM 15 DISK (21 DEG BEVEL)		
30.	122-001S	PW ADJUST TRUNION ASSY		
31.	817-328C	T-HANDLE ASSEMBLY		
32.	805-186C	PIN ROLL 5/32 X 5/8 PLT		
33.	817-347C	OPENER TRUNION		
34.	807-106C	SPRING .540 O.D.X 1 1/4 X.054W		
35.	805-385C	PIN CLEVIS 3/8 X 3 PLT		
36.	800-008C	CLAMP HOSE 1 1/2 NO. 24		
37.	816-239C	SEED HOSE 56 RIBS X 11 LONG		
38.	800-009C	CLAMP HOSE 1 5/8 NO. 26		
39.	121-044D	ADJ. YOKE END, 11/16" OPENING		
40.	803-036C	NUT HEX JAM 1/2-13 PLT		
41.	803-193C	NUT HEX FLANGE 1/2-13 GR G PLT		
42.	121-154D	SPRING STOP STAMPING		
43.	802-550C	HHCS 1/2-13X10 SPTHD GR8		
44.	807-262C	SPRING COMP 2.56ODX.393X12.875		
45.	812-236C	OPNR SPRING RD TRUNION CASTING		
46.	188-001V	BRG AA205DD		
47.	890-466C	HSG RIBB FLG 6BOLT PLT		
48.	121-174D	OPENER TRANSPORT STOP PLATE		
49.	801-025C	SCREW HEX 5/16-12X3/4 THD FRM		
50.	816-352C	AIR DRILL DD OPNR HOSE BOOT		

# Table of Contents Part Number Index

## HD 00 Series Short Arm Opener (S/N EE1177+)

(Applies to CTA4000 HD only)



32154

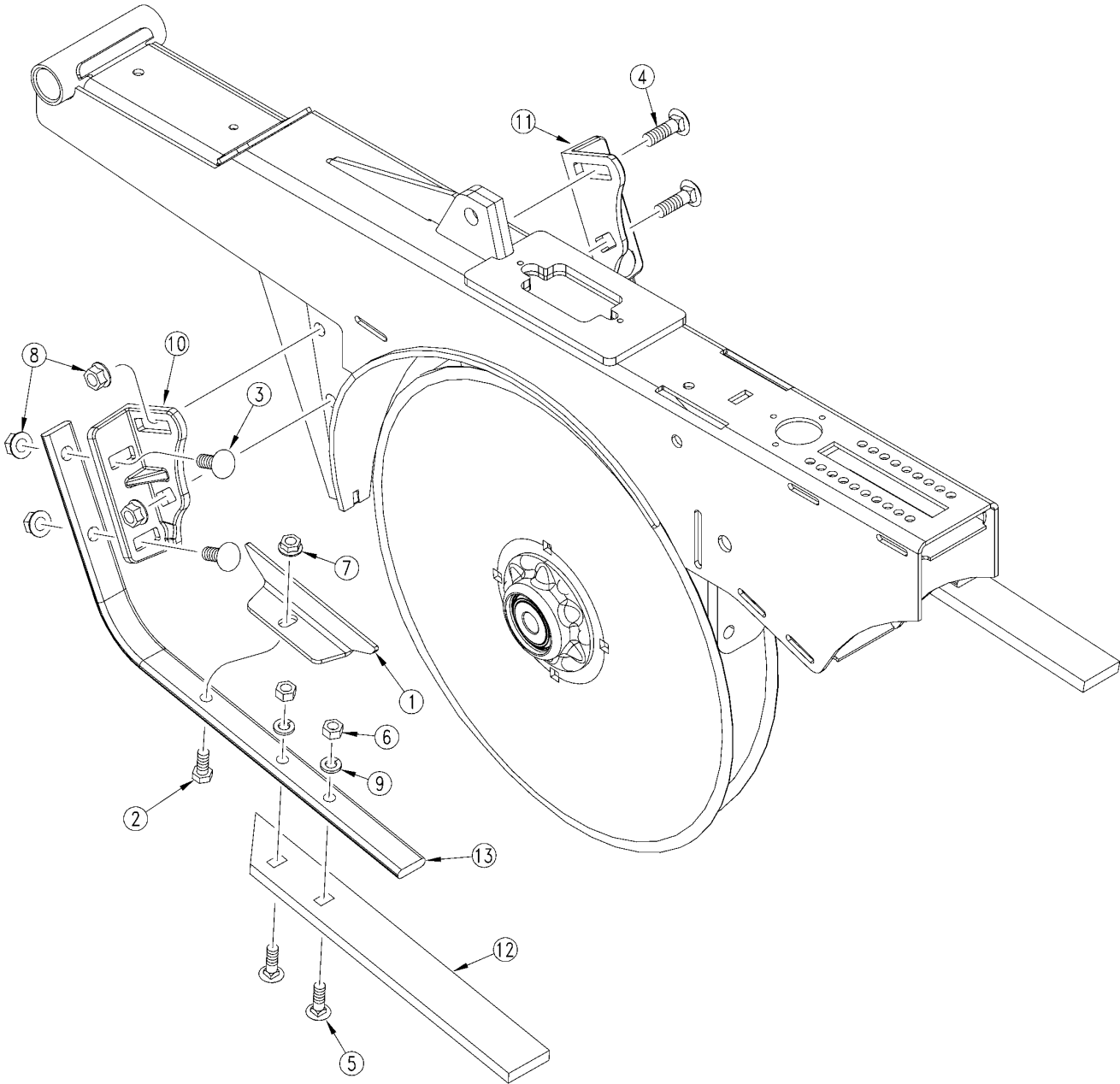
**HD 00 Series Short Arm Opener (S/N EE1177+)**

**(Applies to CTA4000 HD only)**

<b>Ref</b>	<b>Part No.</b>	<b>Part Description</b>	<b>Comments</b>	<b>Revision</b>
	dwg32154	Image No.		
1.	802-045C	HHCS 1/2-13X5 GR5		
2.	804-154C	WASHER POWDER METAL CONE 1/2		
3.	805-234C	PIN CLEVIS 1/2 X 4 PLATED		
4.	805-109C	PIN COTTER 1/8 X 1 1/4 PLT		
5.	121-151D	OPENER MOUNTING BRACKET		
6.	802-121C	RHSNB 1/2-13X5 1/2 GR5		
7.	803-169C	NUT HEX FLG LOCK 1/2-13 PLT		
8.	803-037C	NUT HEX WHIZ 1/2-13 PLT		
9.	817-084C	PARALLEL ARM PIVOT BUSHING		
10.	142-198D	STRAIGHT ARM OPENER PIVOT PIPE		
11.	805-127C	PIN CLEVIS 1/2 X 1 3/4		
12.	805-109C	PIN COTTER 1/8 X 1 1/4 PLT		
13.	121-004S	HD OPENER SPRING ROD ASY SHORT	Includes items 37-44	
14.	801-172C	SCREW HEX SLT 10-16X3/4PTHD CT		
15.	817-897C	00HD OPENER SEED TUBE		
16.	122-001S	HD PW ADJUST TRUNION ASY		
17.	221-694H	OPENER 00HD SHORT NARROW BA		
18.	802-228C	HHCS 5/8-11X1 1/2 GR5 NYL		
19.	804-040C	WASHER MACH 1.19 X .63 X 18GA		
20.	107-111D	DD BRG FLANGE DUST COVER		
21.	404-121S	4.0 MM 15 DISC W/ 5/8 ASSY	Includes items 32 & 33	
22.	817-328C	T-HANDLE ASSEMBLY		
23.	805-186C	PIN ROLL 5/32 X 5/8 PLT		
24.	817-347C	OPENER TRUNION		
25.	807-106C	SPRING .540 O.D.X 1 1/4 X.054W		
26.	805-385C	PIN CLEVIS 3/8 X 3 PLT		
27.	221-730S	00HD NARROW SEED TB CLIP/FLAP	Includes items 28 & 29	
28.	121-176D	00HD SEED TUBE CLIP		
29.	816-302C	SEED FLAP, RUBBER, SEED-LOK		
30.	812-394C	NARROW HD OPENER LOWER SCRAPER		
31.	805-439C	PIN ROLL 1/4 X 5/8 PLT		
32.	820-287C	4.0 MM 15 DISK (21 DEG BEVEL)		
33.	800-213C	RIVET,BUTTON HEAD 1/4 X 1/2		
34.	188-001V	BRG AA205DD		
35.	890-466C	HSG RIBB FLG 6BOLT PLT		
36.	107-137V	FLANGE AND BRG ASSY	Includes items 34 & 35	
37.	816-306C	PLUG, SPRING ROD CASTING		
38.	802-550C	HHCS 1/2-13X10 SPTHD GR8		
39.	812-236C	OPNR SPRING RD TRUNION CASTING		
40.	807-262C	SPRING COMP 2.56ODX.393X12.875		
41.	121-154D	SPRING STOP STAMPING		
42.	803-193C	NUT HEX FLANGE 1/2-13 GR G PLT		
43.	803-036C	NUT HEX JAM 1/2-13 PLT		
44.	121-044D	ADJ. YOKE END, 11/16" OPENING		
45.	121-174D	OPENER TRANSPORT STOP PLATE		
46.	801-025C	SCREW HEX 5/16-12X3/4 THD FRM		

# 00 HD Knock Down Kit

(Applies to CTA4000 HD only)



27495

## **00 HD Knock Down Kit**

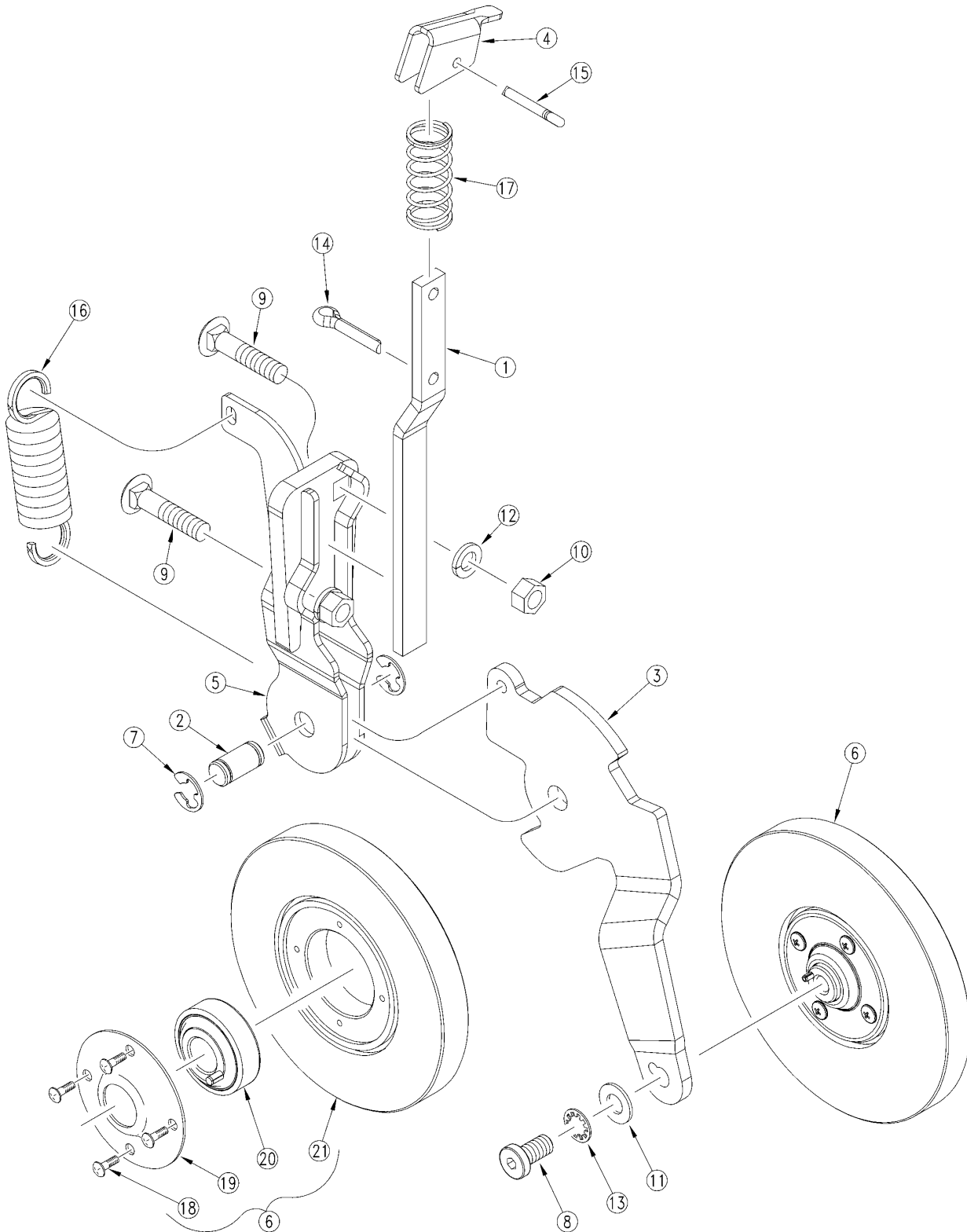
---

(Applies to CTA4000 HD only)

<b>Ref</b>	<b>Part No.</b>	<b>Part Description</b>	<b>Comments</b>	<b>Revision</b>
	dwg27495	Image No.		
1.	122-178D	KNOCK DOWN DISK SCRAPER		
2.	802-007C	HHCS 5/16-18X3/4 GR5		
3.	802-015C	RHSNB 3/8-16X1 GR5		
4.	802-155C	RHSNB 3/8-16X1 1/4 GR5		
5.	802-282C	RHSNB 5/16-18X1 GR5		
6.	803-008C	NUT HEX 5/16-18 PLT		
7.	803-177C	NUT HEX FLG TP LK 5/16-18ZNYCR		
8.	803-209C	NUT FLANGE LOCK 3/8-16 PLT		
9.	804-009C	WASHER LOCK SPRING 5/16 PLT		
10.	812-366C	LH KNOCK DOWN TINE BASE		
11.	812-367C	RH KNOCK DOWN TINE BASE		
12.	817-869C	POLY TRASH KNOCK DOWN BAR		
13.	820-431C	TRASH KNOCK DOWN TINE		

# HD 6" Seed-Lok (Option)

(Applies to CTA4000 HD only)



24429



## HD 6" Seed-Lok (Option)

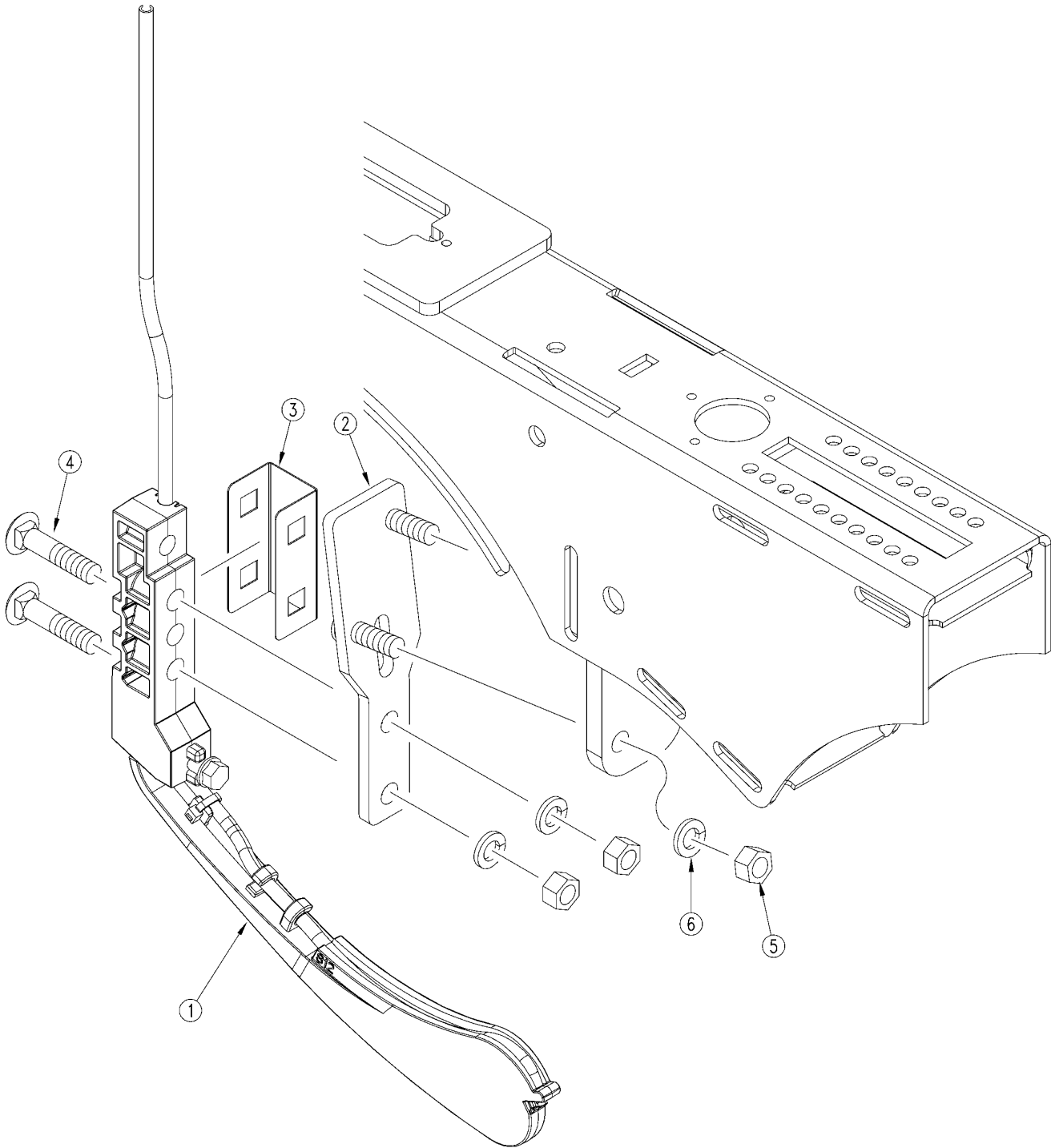
---

(Applies to CTA4000 HD only)

Ref	Part No.	Part Description	Comments	Revision
	Dwg 39214	Image No.		
	dwg24429	Image No.		
1.	122-003D	00 HD SER SEED LOK LOCK-UP BAR		
1.	179-021D	LID LATCH - LOWER ARM		
2.	179-030D	REAR LID LATCH STRIKE		
2.	122-120D	5 SEED-LOK WHL ARM PIVOT PIN		
3.	308-193D	OS/PS SLING BKT		
4.	308-393D	RPBY 179-022D		
5.	308-394D	LID LATCH - HANDLE		
6.	313-186D	LID HINGE PIVOT		
7.	313-400H	LID WELDMNT, 86"	NTS2507 & NTS2509	
8.	313-593H	NATIVE BOX	NTS2507	
8.	313-662H	NATIVE BOX 9'	NTS2509	
9.	313-704D	RIGHT BRACKET		
10.	313-705D	LEFT BRACKET		
11.	313-939D	NATIVE BRACE RH		
12.	801-021C	SCREW RD HD 10-24 X 3/4 PLT		
13.	801-024C	SCREW 5/16-18X82DEG CNTSKX1P		
14.	802-007C	HHCS 5/16-18X3/4 GR5		
15.	802-010C	HHCS 5/16-18X1 1/4 GR5		
16.	802-014C	HHCS 3/8-16X3/4 GR5		
17.	802-082C	HHCS 1/2-13X1 3/4 GR5		

# OO HD Keeton Seed Firmer

(Applies to CTA4000 HD only)



24428

**OO HD Keeton Seed Firmer**

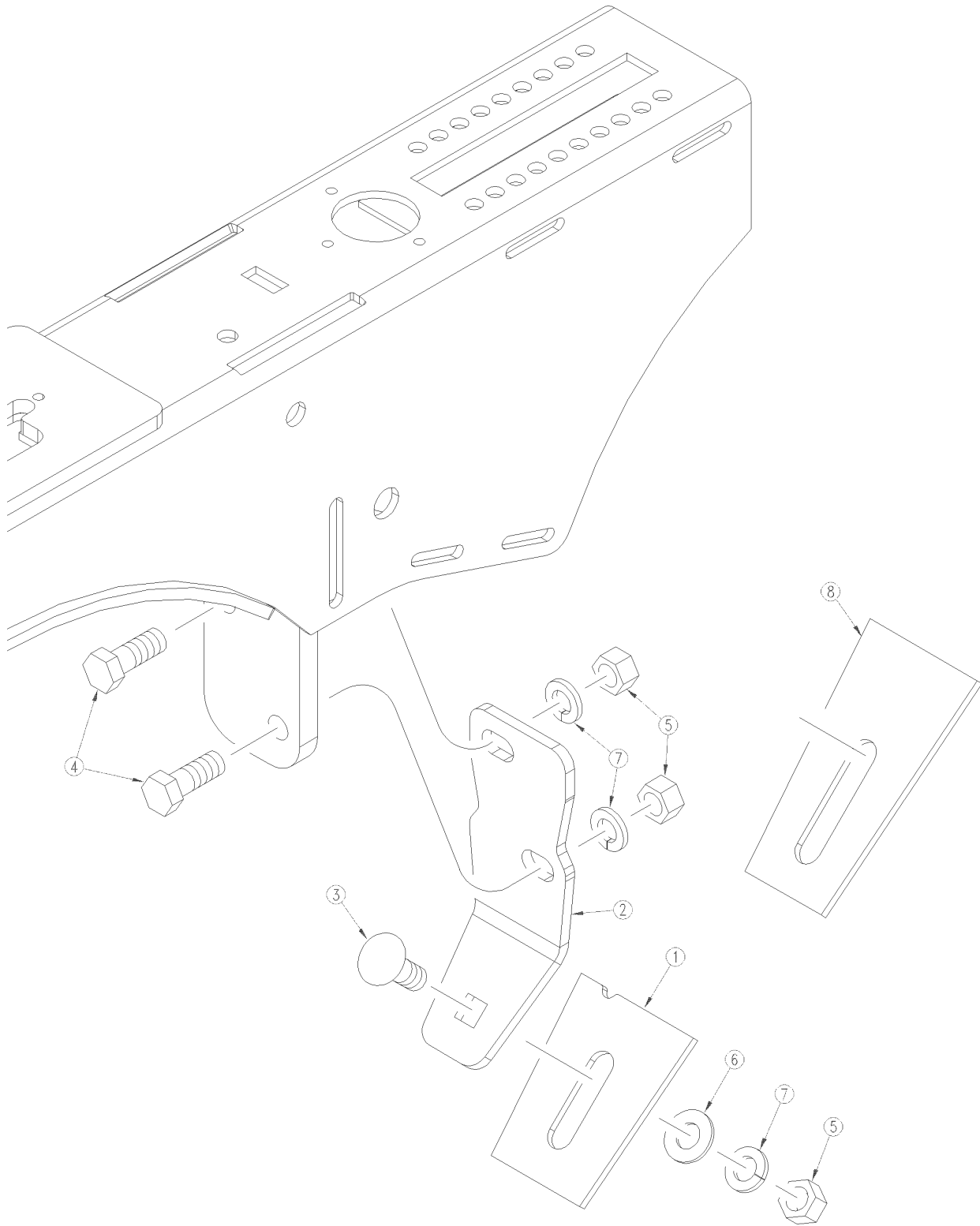
---

(Applies to CTA4000 HD only)

<b>Ref</b>	<b>Part No.</b>	<b>Part Description</b>	<b>Comments</b>	<b>Revision</b>
	dwg24428	Image No.		
1.	120825	KEETON NARROW TAIL		
2.	129BXT821	KEETON MOUNT BAR		
3.	129BXT827	KEETON GUARD		
4.	802-411C	RHSNB 3/8-16X2 GR5		
5.	803-014C	NUT HEX 3/8-16 PLT		
6.	804-013C	WASHER LOCK SPRING 3/8 PLT		

# 00 HD Scraper

(Applies to CTA4000 HD only)



26460

## 00 HD Scraper

---

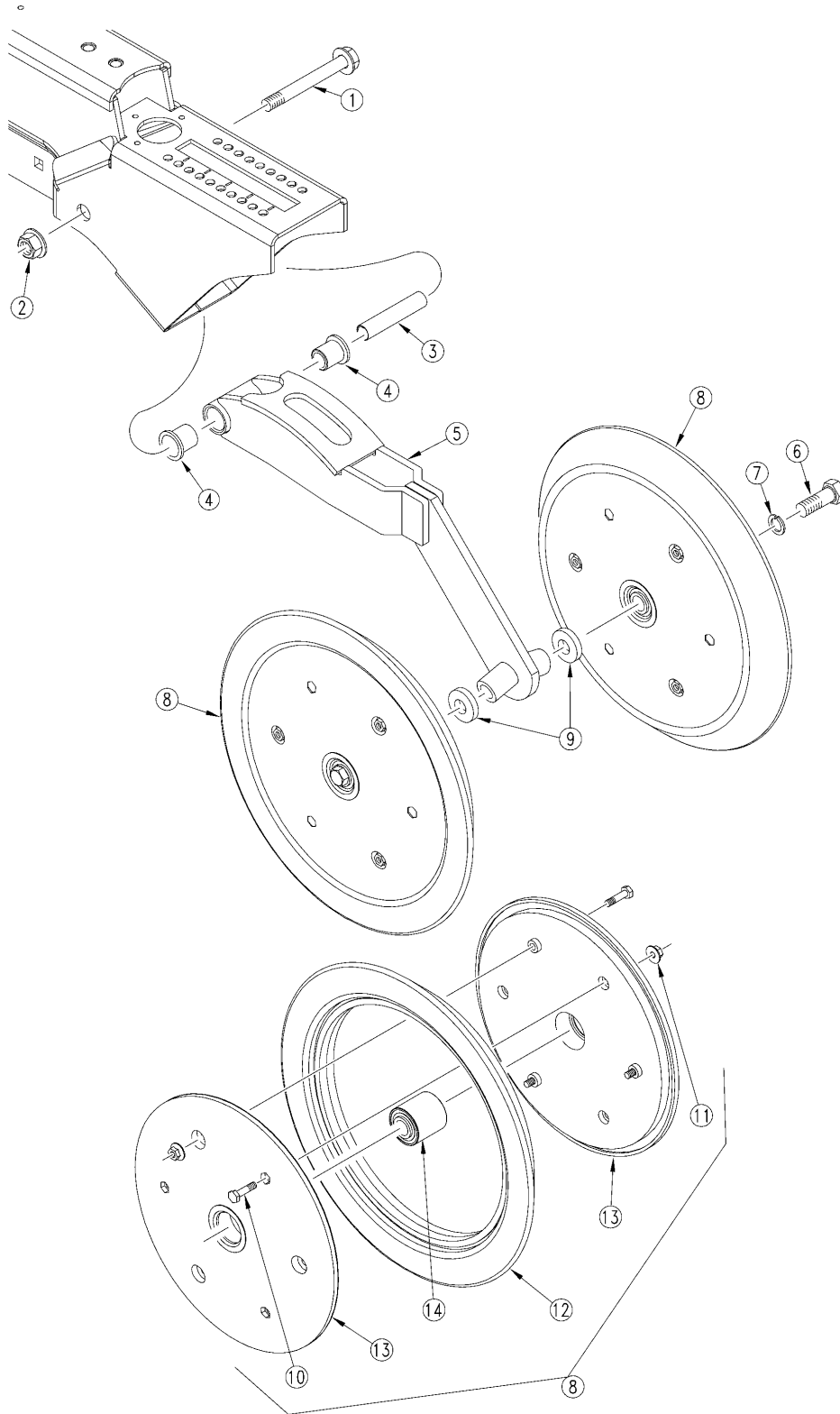
(Applies to CTA4000 HD only)

Ref	Part No.	Part Description	Comments	Revision
	dwg26460	Image No.		
1.	122-004D	00HD OPENER SCRAPER	Top width = 2.35"	
2.	122-006D	INSIDE SCRAPER MOUNT		
3.	802-015C	RHSNB 3/8-16X1 GR5		
4.	802-017C	HHCS 3/8-16X1 GR5		
5.	803-014C	NUT HEX 3/8-16 PLT		
6.	804-012C	WASHER FLAT 3/8 SAE PLT		
7.	804-013C	WASHER LOCK SPRING 3/8 PLT		
8.	122-179D	00HD NARROW INSIDE SCRAPER	Top width = 2.16"	

[Table of Contents](#)   [Part Number Index](#)

**HD 1 1/4" X 13 1/4" Double Press Wheel**

(Applies to CTA4000 HD only)



27028

## ***HD 1 1/4" X 13 1/4" Double Press Wheel***

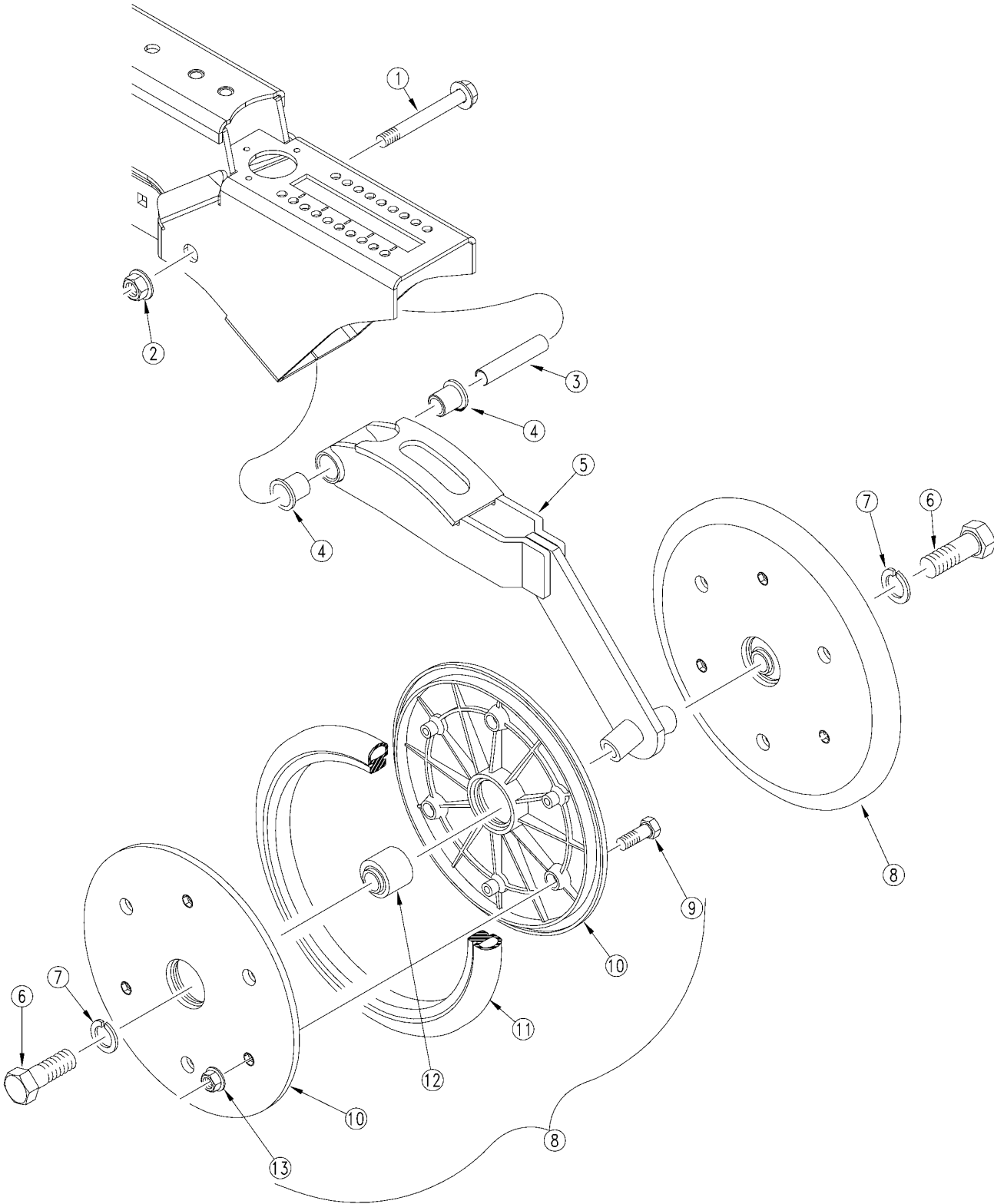
---

**(Applies to CTA4000 HD only)**

<b>Ref</b>	<b>Part No.</b>	<b>Part Description</b>	<b>Comments</b>	<b>Revision</b>
	dwg-27028	Image No.		
1.	802-421C	HFS 1/2-13X3 3/4 GR5 SPTH		
2.	803-169C	NUT HEX FLG. LOCK 1/2-13 PLT.		
3.	198-137D	PRESS WHEEL PIVOT TUBE		
4.	817-084C	PARALLEL ARM PIVOT BUSHING		
5.	199-088H	10HD DBL PW ARM WELDMENT RH		
5.	199-089H	10HD DBL PW ARM WELDMENT LH		
6.	802-059C	HHCS 5/8-11X3 GR5		
7.	804-022C	WASHER LOCK SPRING 5/8 PLT		
8.	814-238C	1.25 X 13.5 PRESS WHEEL ASSY		
9.	405-031D	1/4 PW SPACER 5/8 DIA		
10.	802-005C	HHCS 1/4-20X1 GR5		
11.	803-088C	NUT HEX LOCK 1/4-20 FLG		
12.	814-244C	1.25X13.5 ANGLE PEAK TIRE		
13.	817-330C	1 X 12 PRESS WHEEL RIM HALF		
14.	822-170C	BRG .63ID PRESS WHL ASY		

# HD 1" x 12" Double "V" Press Wheel

(Applies to CTA4000 HD only)



24430



## ***HD 1" x 12" Double "V" Press Wheel***

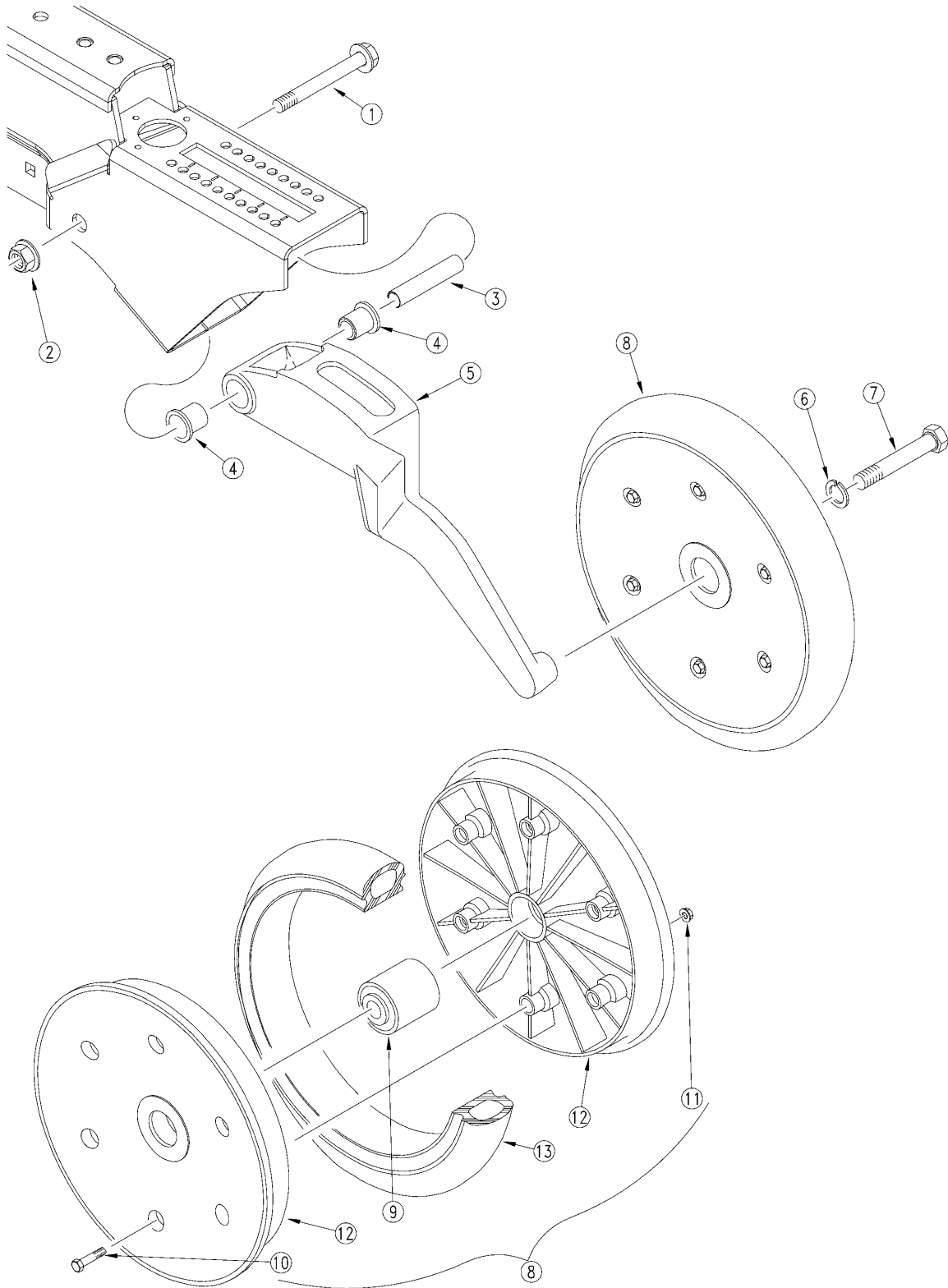
---

(Applies to CTA4000 HD only)

<b>Ref</b>	<b>Part No.</b>	<b>Part Description</b>	<b>Comments</b>	<b>Revision</b>
	dwg24430	Image No.		
1.	802-421C	HFS 1/2-13X3 3/4 GR5 SPTH		
2.	803-169C	NUT HEX FLG. LOCK 1/2-13 PLT.		
3.	198-137D	PRESS WHEEL PIVOT TUBE		
4.	817-084C	PARALLEL ARM PIVOT BUSHING		
5.	199-043H	NG 1X12 PRESS WHEEL ARM		
6.	802-058C	HHCS 5/8-11X2 1/2 GR5		
7.	804-022C	WASHER LOCK SPRING 5/8 PLT		
8.	814-174C	1 X 12 PRESS WHL ASSY-5203BRG		
9.	802-005C	HHCS 1/4-20X1 GR5		
10.	817-330C	1 X 12 PRESS WHEEL RIM HALF		
11.	814-034C	TIRE RUBBER 1 X 12		
12.	822-170C	BRG .63ID PRESS WHL ASY		
13.	803-088C	NUT HEX LOCK 1/4-20 FLG		

# HD 2" x 13" Single Press Wheel

(Applies to CTA4000 HD only)



24431

## ***HD 2" x 13" Single Press Wheel***

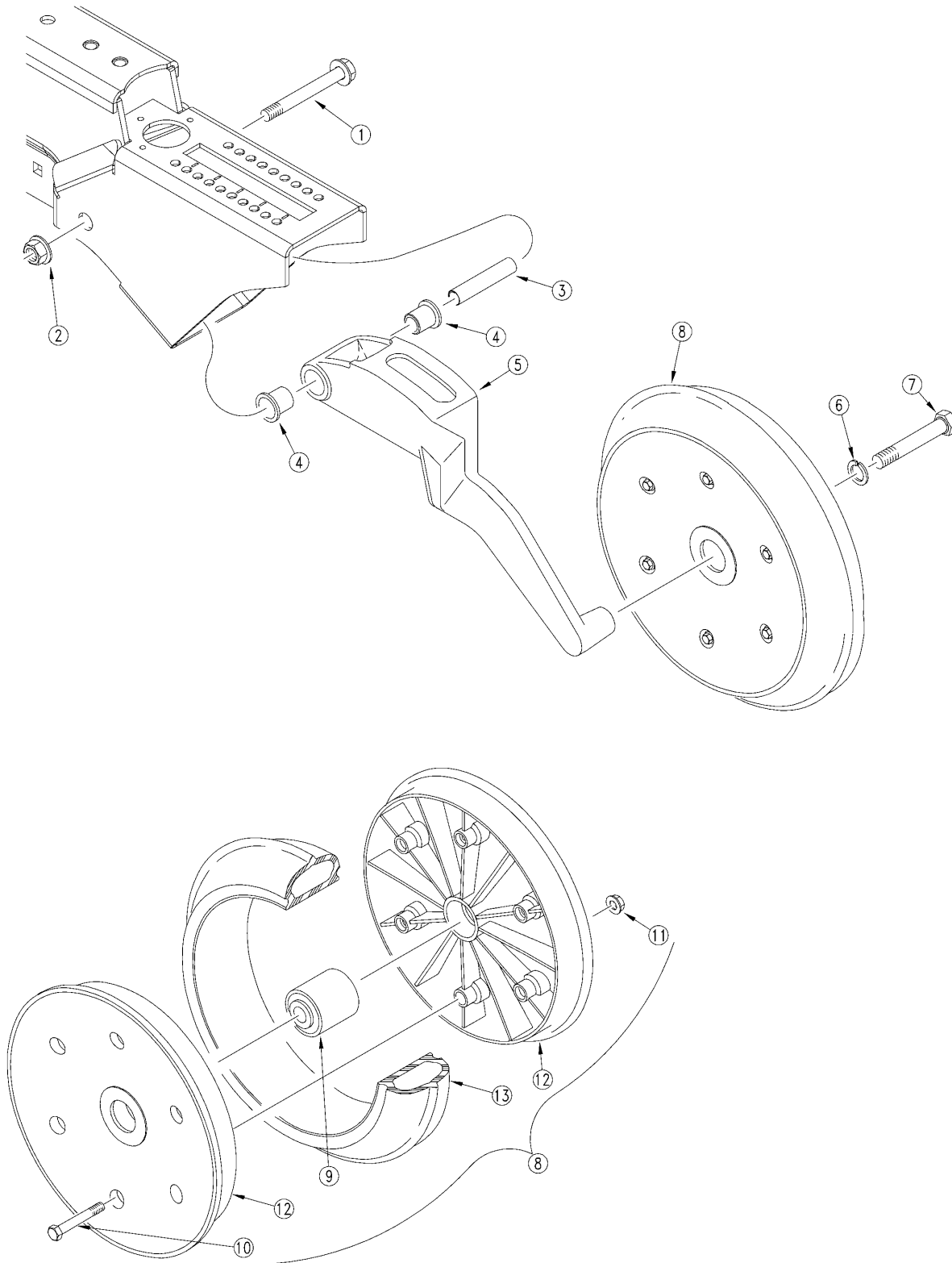
---

(Applies to CTA4000 HD only)

<b>Ref</b>	<b>Part No.</b>	<b>Part Description</b>	<b>Comments</b>	<b>Revision</b>
	dwg24431	Image No.		
1.	802-421C	HFS 1/2-13X3 3/4 GR5 SPTH		
2.	803-169C	NUT HEX FLG. LOCK 1/2-13 PLT.		
3.	198-137D	PRESS WHEEL PIVOT TUBE		
4.	817-084C	PARALLEL ARM PIVOT BUSHING		
5.	202-189D	NG UNIVERSAL PRESS WHEEL ARM		
6.	804-022C	WASHER LOCK SPRING 5/8 PLT		
7.	802-058C	HHCS 5/8-11X2 1/2 GR5		
8.	814-157C	2 X 13 PRESS WHEEL ASSEMBLY		
9.	822-170C	BRG .63ID PRESS WHL ASY		
10.	802-617C	HHFS 1/4-20 X 1 1/2 GR 5		
11.	803-088C	NUT HEX LOCK 1/4-20 FLG		
12.	817-296C	2 X 13 PRESS WHEEL RIM HALF		
13.	814-159C	2 X 13 PRESS WHEEL TIRE		

# HD 3" x 13" Single Press Wheel

(Applies to CTA4000 HD only)



24432

## ***HD 3" x 13" Single Press Wheel***

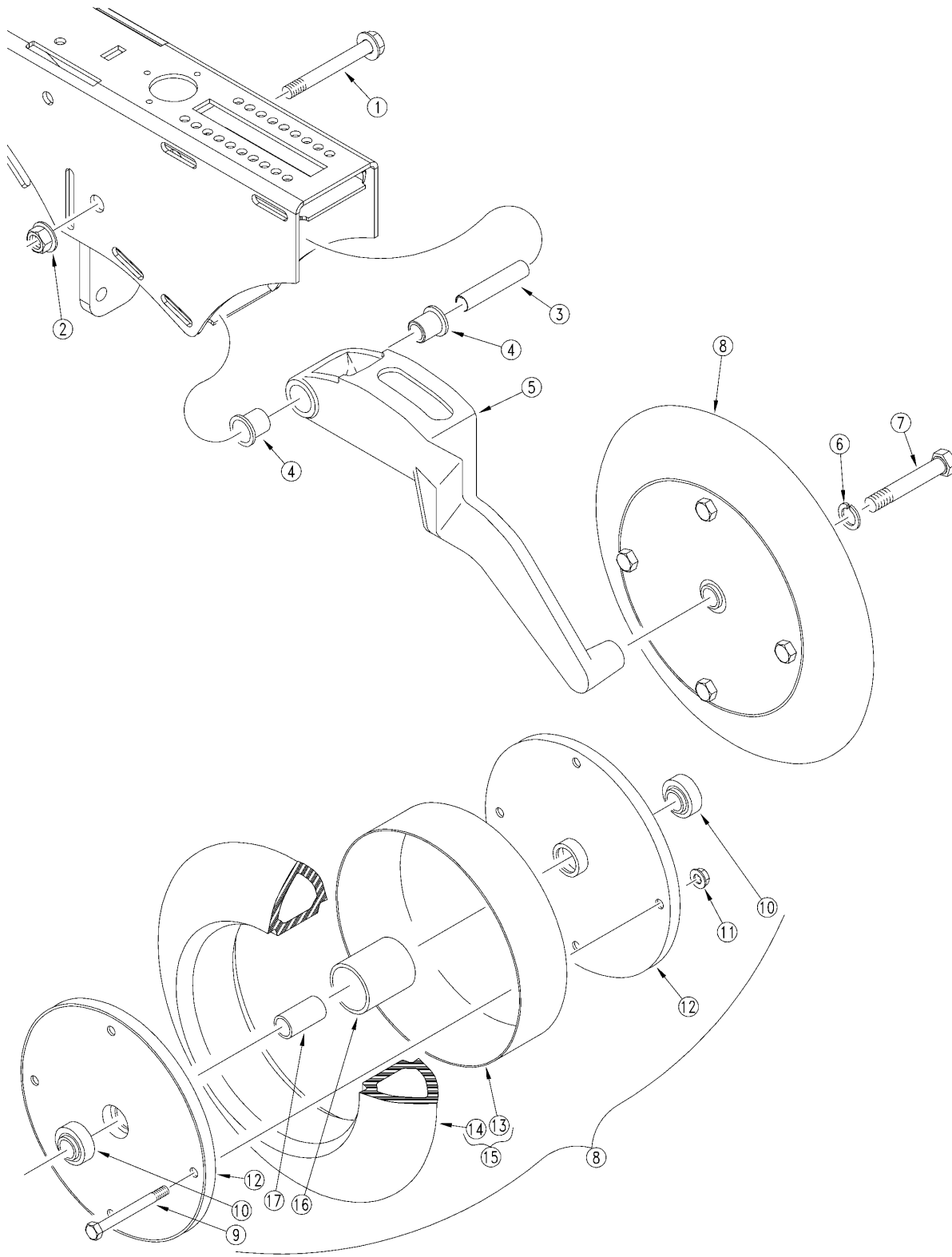
---

**(Applies to CTA4000 HD only)**

<b>Ref</b>	<b>Part No.</b>	<b>Part Description</b>	<b>Comments</b>	<b>Revision</b>
	dwg24432	Image No.		
1.	802-421C	HFS 1/2-13X3 3/4 GR5 SPTH		
2.	803-169C	NUT HEX FLG. LOCK 1/2-13 PLT.		
3.	198-137D	PRESS WHEEL PIVOT TUBE		
4.	817-084C	PARALLEL ARM PIVOT BUSHING		
5.	202-189D	NG UNIVERSAL PRESS WHEEL ARM		
6.	804-022C	WASHER LOCK SPRING 5/8 PLT		
7.	802-058C	HHCS 5/8-11X2 1/2 GR5		
8.	814-158C	3 X 13 PRESS WHEEL ASSEMBLY		
9.	822-170C	BRG .63ID PRESS WHL ASY		
10.	802-618C	HHFS 1/4-20 X 2 GR 5		
11.	803-088C	NUT HEX LOCK 1/4-20 FLG		
12.	817-297C	3 X 13 PRESS WHEEL RIM HALF		
13.	814-160C	3 X 13 PRESS WHEEL TIRE		

# HD 3" x 14" Peaked Single Press Wheel

(Applies to CTA4000 HD only)



24433

## ***HD 3" x 14" Peaked Single Press Wheel***

---

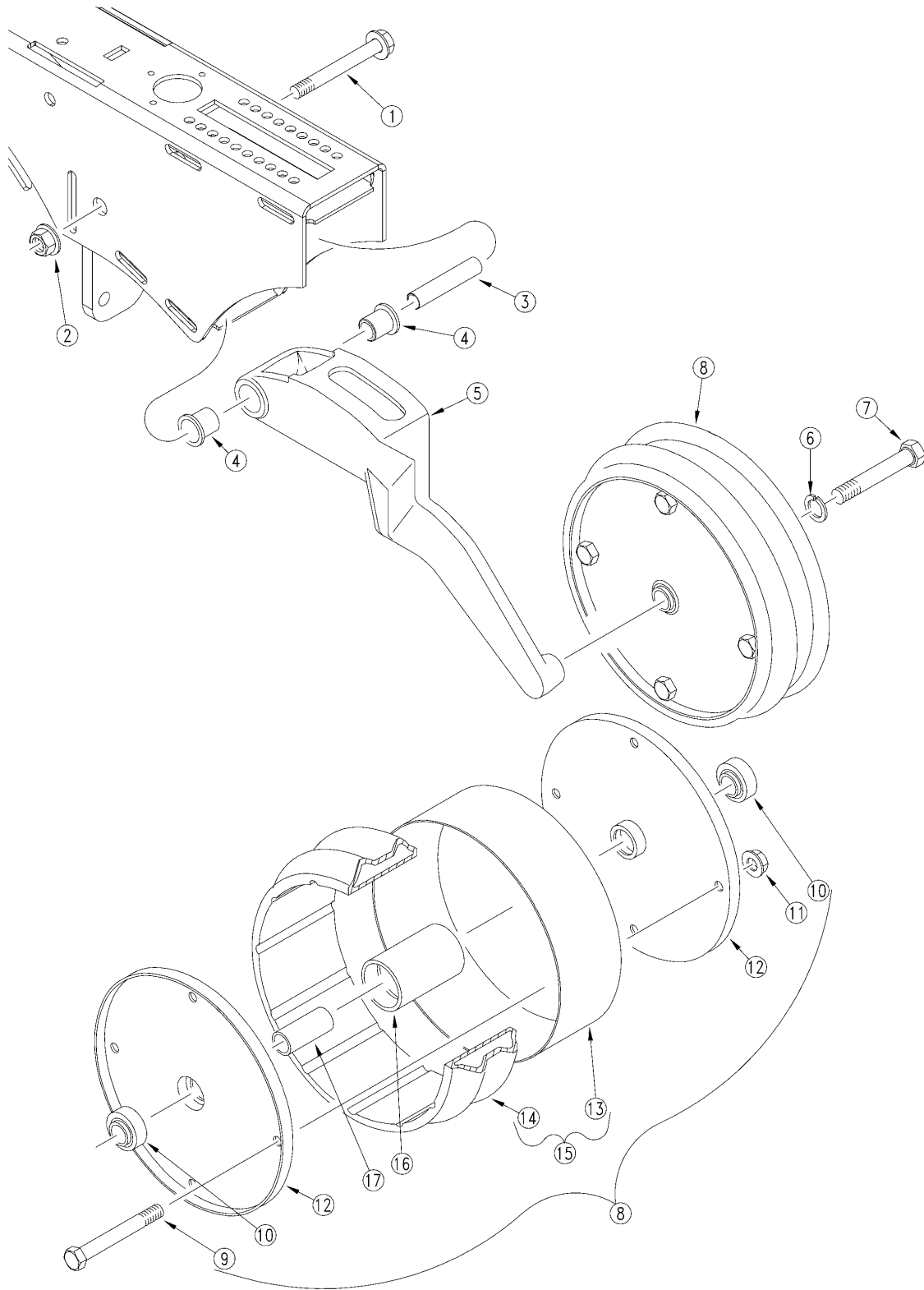
**(Applies to CTA4000 HD only)**

<b>Ref</b>	<b>Part No.</b>	<b>Part Description</b>	<b>Comments</b>	<b>Revision</b>
	dwg24433	Image No.		
1.	802-421C	HFS 1/2-13X3 3/4 GR5 SPTH		
2.	803-169C	NUT HEX FLG. LOCK 1/2-13 PLT.		
3.	198-137D	PRESS WHEEL PIVOT TUBE		
4.	817-084C	PARALLEL ARM PIVOT BUSHING		
5.	202-190D	NG 3X14 PRESS WHEEL ARM		
6.	804-022C	WASHER LOCK SPRING 5/8 PLT		
7.	802-059C	HHCS 5/8-11X3 GR5		
8.	122-117S	3 X 14 PEAKED P.W. ASSEMBLY		
9.	802-197C	HHCS 5/16-18X2 3/4 GR5		
10.	822-095C	BRG INS .63IDX1.57OD DBL LIP		
11.	803-177C	803-184 FLG TP LK 5/16-18ZNYCR		
12.	122-041D	4X12 PW RIM HALF		
13.	817-063C	3 X 14 RIM SPACER RING		
14.	814-067C	3 X 14 PEAKED PRESS WHEEL TIRE		
15.	122-198V	3 X 14 TIRE & RING ASSEMBLY		
16.	817-062C	LARGE SPACER TUBE		
17.	122-110D	SMALL SPACER TUBE		

[Table of Contents](#)   [Part Number Index](#)

**HD 4" x 12" Double Ribbed Single Press Wheel**

(Applies to CTA4000 HD only)



24434



## ***HD 4" x 12" Double Ribbed Single Press Wheel***

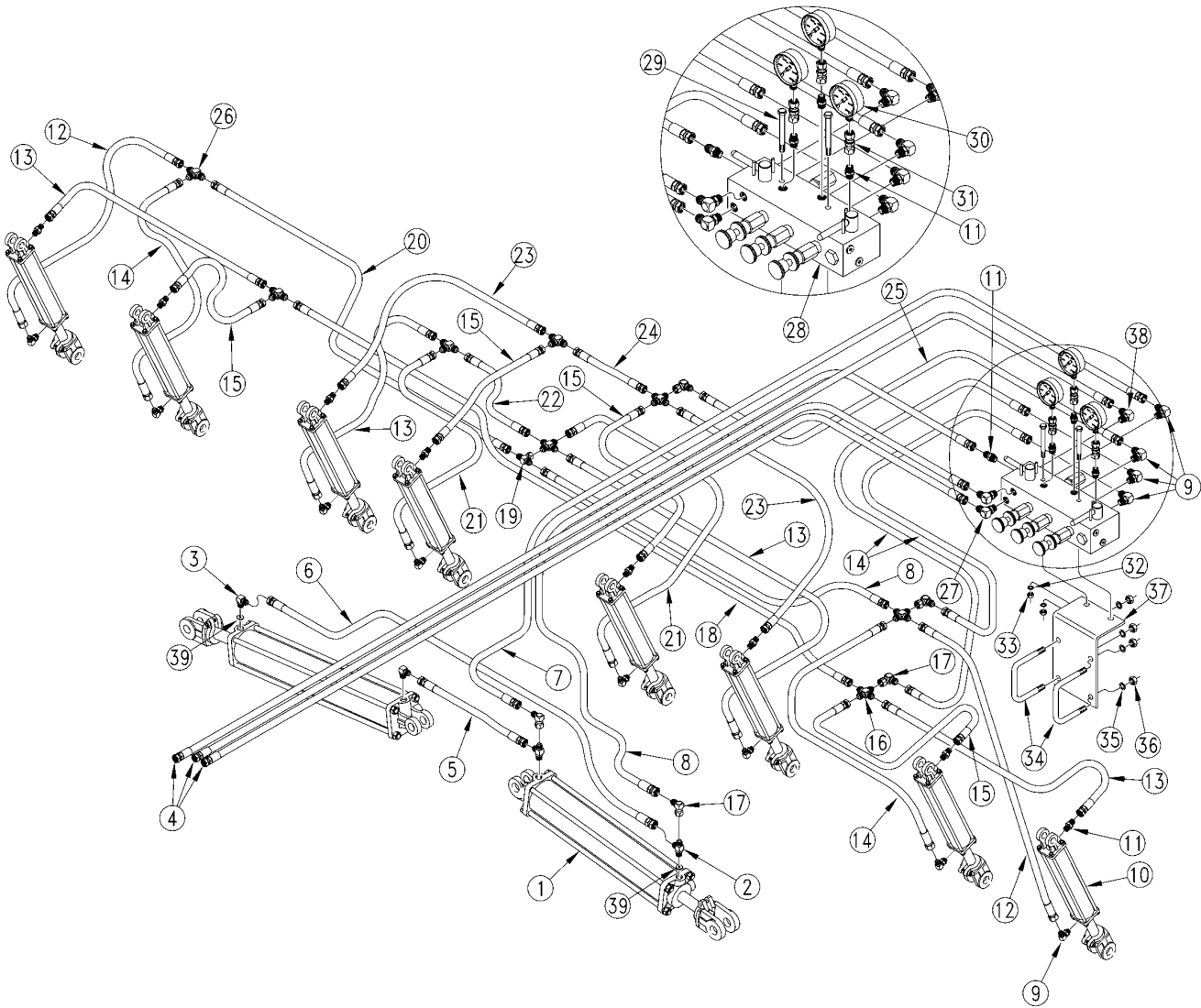
---

**(Applies to CTA4000 HD only)**

<b>Ref</b>	<b>Part No.</b>	<b>Part Description</b>	<b>Comments</b>	<b>Revision</b>
	dwg24434	Image No.		
1.	802-421C	HFS 1/2-13X3 3/4 GR5 SPTH		
2.	803-169C	NUT HEX FLG. LOCK 1/2-13 PLT.		
3.	198-137D	PRESS WHEEL PIVOT TUBE		
4.	817-084C	PARALLEL ARM PIVOT BUSHING		
5.	202-274D	NG 4X12 PRESS WHEEL ARM		
6.	804-022C	WASHER LOCK SPRING 5/8 PLT		
7.	802-151C	HHCS 5/8-11X4 1/4 GR5		
8.	122-103S	4X12 V-GROOVE PRESS WHL ASSY		
9.	802-119C	HHCS 5/16-18X3 3/4 GR5		
10.	822-095C	BRG INS .63IDX1.57OD DBL LIP		
11.	803-177C	803-184 FLG TP LK 5/16-18ZNYCR		
12.	122-041D	4X12 PW RIM HALF		
13.	817-023C	4 X 12 RIM SPACER RING		
14.	814-010C	TIRE PW 4 X 12		
15.	122-197V	4X12 V-GROOVE TIRE & RING ASSY		
16.	817-022C	4 X 12 LARGE SPREADER TUBE		
17.	122-094D	4X12 SMALL SPREADER TUBE-SHORT		

**Hydraulic System (S/N EE1130-)**

(Applies to CTA4000 HD only)



17150

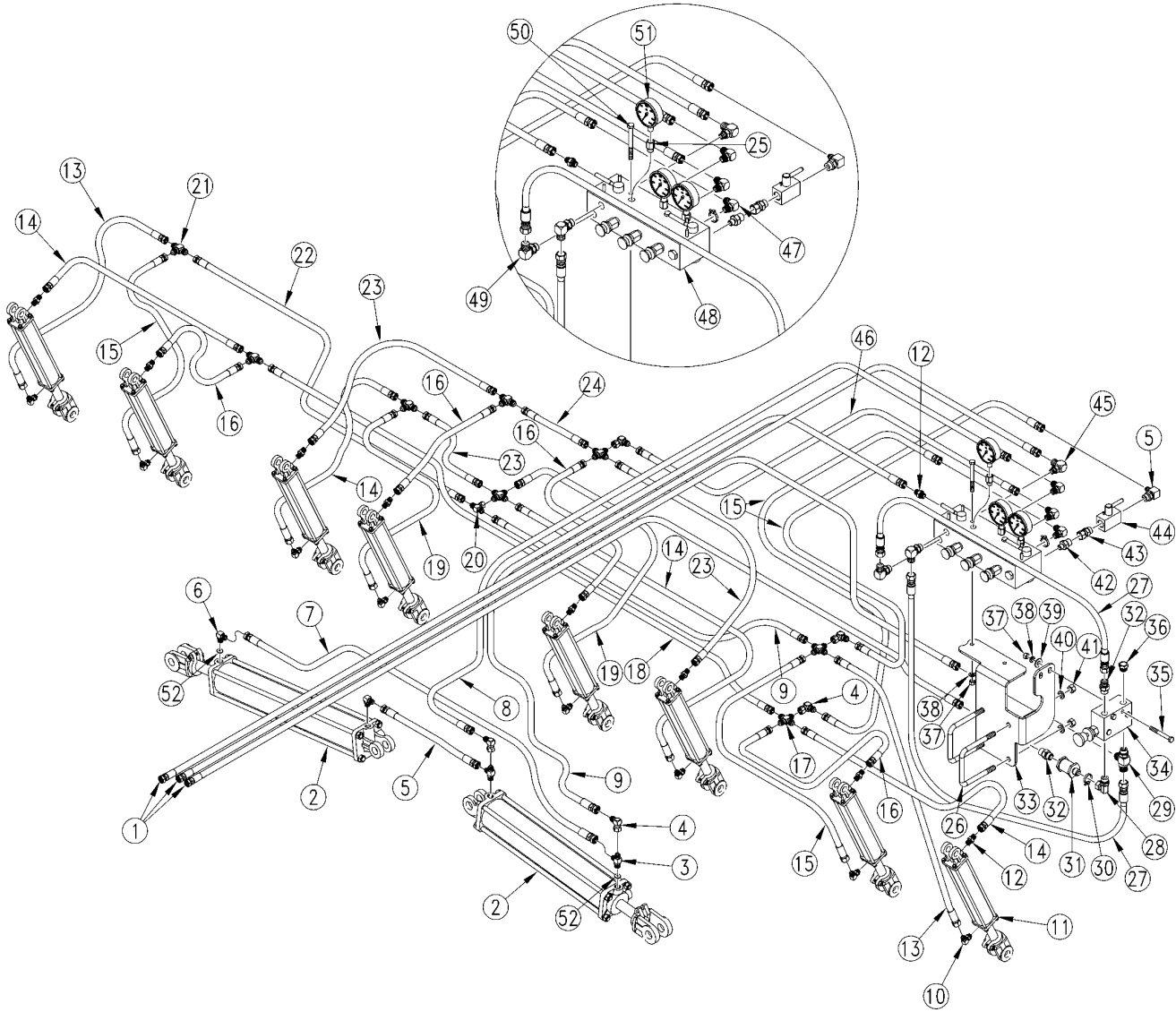
***Hydraulic System (S/N EE1130-)***

**(Applies to CTA4000 HD only)**

<b>Ref</b>	<b>Part No.</b>	<b>Part Description</b>	<b>Comments</b>	<b>Revision</b>
	dwg17150	Image No.		
1.	810-361C	CYL 4.5X33.25X2ROD (TIE ROD)	Refer to "Midway Hydraulic Cylinder (810-361C)"	
2.	811-249C	TE 9/16MJIC 3/4MORB 9/16MJIC		
3.	811-171C	EL 3/4MORB 9/16MJIC		
4.	811-709C	HH3/8R2 230 3/4MORB 3/4FJIC		
5.	811-711C	HH3/8R2 120 9/16FJIC		
6.	811-710C	HH3/8R2 184 9/16FJIC		
7.	811-712C	HH3/8R2 162 9/16FJIC		
8.	811-707C	HH3/8R2 115 9/16FJIC		
9.	811-065C	EL 9/16MJIC 9/16MORB		
10.	810-368C	CYL 2X8X1.12 ROD (TIE ROD)	Refer to "Midway Hydraulic Cylinder (810-368C)"	
11.	811-170C	AD 9/16MORB 9/16MJIC		
12.	811-699C	HH3/8R2 106 9/16FJIC		
13.	811-700C	HH3/8R2 084 9/16FJIC		
14.	811-701C	HH3/8R2 033 9/16FJIC		
15.	811-702C	HH3/8R2 017 9/16FJIC		
16.	811-581C	CR 9/16MJIC		
17.	811-169C	EL 9/16MJIC 9/16FJIC		
18.	811-708C	HH3/8R2 296 9/16FJIC		
19.	811-193C	TE 9/16FJIC 9/16MJIC 9/16MJIC		
20.	811-706C	HH3/8R2 177 9/16FJIC		
21.	811-704C	HH3/8R2 038 9/16FJIC		
22.	811-705C	HH3/8R2 050 9/16FJIC		
23.	811-703C	HH3/8R2 068 9/16FJIC		
24.	811-253C	HH3/8R2 062 9/16FJIC		
25.	811-713C	HH3/8R2 147 9/16FJIC		
26.	811-312C	TE 9/16MJIC		
27.	811-063C	EL 3/4MJIC 3/4MORB		
28.	810-381C	PRESS REDUCING-SELECTOR VALVE	Refer to "Pressure Reducing-Selector Valve (810-381C)"	
29.	802-026C	HHCS 3/8-16X3 3/4 GR5		
30.	810-300C	PRESSURE GAUGE 3000 PSI		
31.	811-582C	AD 9/16FJIC 1/4FNPT		
32.	804-013C	WASHER LOCK SPRING 3/8 PLT		
33.	803-014C	NUT HEX 3/8-16 PLT		
34.	806-035C	U-BOLT 1/2-13 X 4 1/32 X 4 3/4		
35.	804-015C	WASHER LOCK SPRING 1/2 PLT		
36.	803-020C	NUT HEX 1/2-13 PLT		
37.	160-610D	CTA SELECTOR/REDUCING VLVE MNT		
38.	811-216C	EL 3/4MJIC 9/16MORB		
39.	196-430D	ORIFICE PLATE 1/16 3/4		

**Hydraulic System (S/N EE1131+)**

(Applies to CTA4000 HD only)



28478

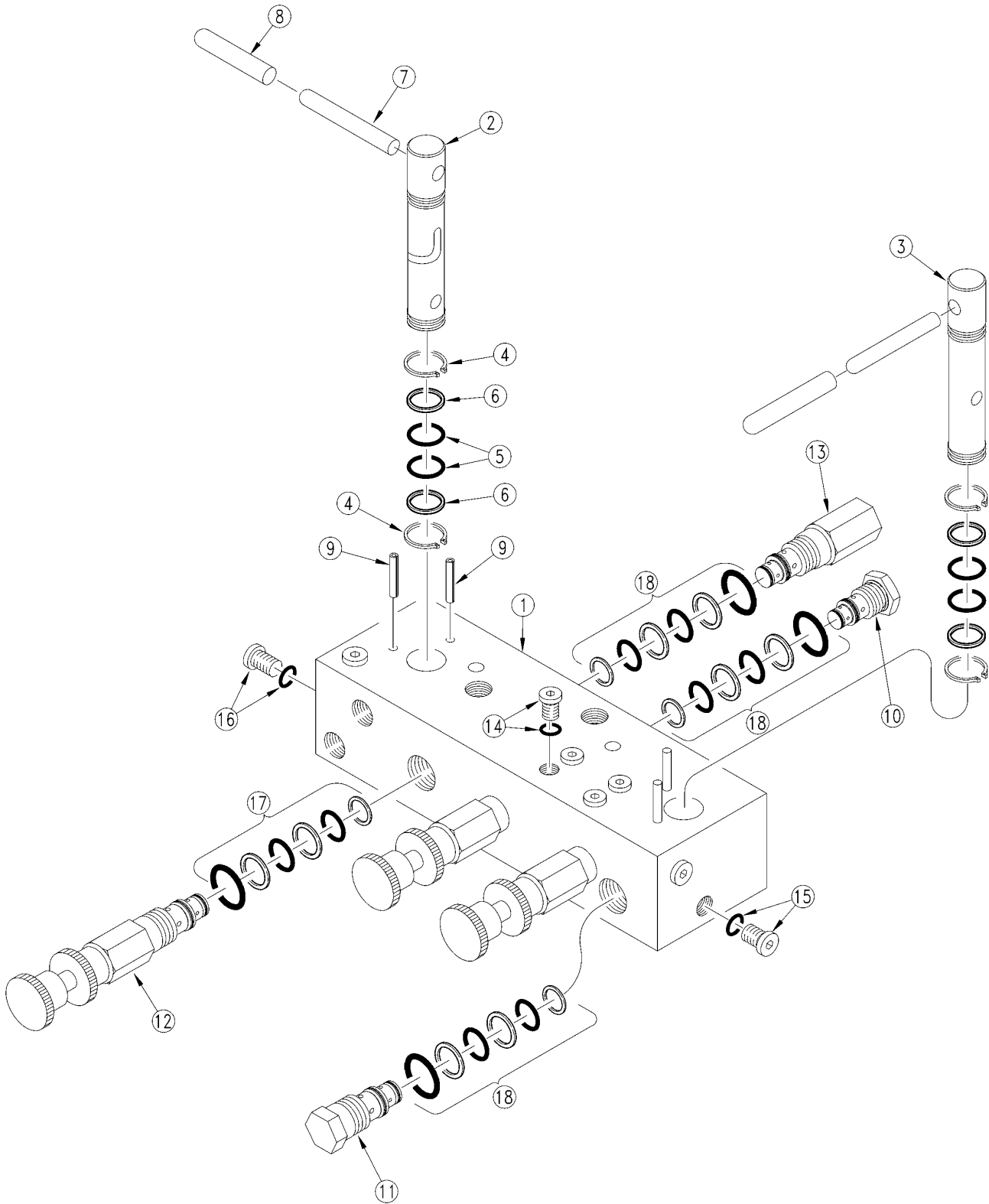
***Hydraulic System (S/N EE1131+)***

**(Applies to CTA4000 HD only)**

<b>Ref</b>	<b>Part No.</b>	<b>Part Description</b>	<b>Comments</b>	<b>Revision</b>
	dwg28478	Image No.		
1.	811-709C	HH3/8R2 230 3/4MORB 3/4FJIC		
2.	810-361C	CYL 4.5X33.25X2ROD (TIE ROD)	Refer to "Midway Hydraulic Cylinder (810-361C)"	
3.	811-249C	TE 9/16MJIC 3/4MORB 9/16MJIC		
4.	811-169C	EL 9/16MJIC 9/16FJIC		
5.	811-711C	HH3/8R2 120 9/16FJIC		
6.	811-171C	EL 3/4MORB 9/16MJIC		
7.	811-710C	HH3/8R2 184 9/16FJIC		
8.	811-712C	HH3/8R2 162 9/16FJIC		
9.	811-707C	HH3/8R2 115 9/16FJIC		
10.	811-065C	EL 9/16MJIC 9/16MORB		
11.	810-368C	CYL 2X8X1.12 ROD (TIE ROD)	Refer to "Midway Hydraulic Cylinder (810-368C)"	
12.	811-170C	AD 9/16MORB 9/16MJIC		
13.	811-699C	HH3/8R2 106 9/16FJIC		
14.	811-700C	HH3/8R2 084 9/16FJIC		
15.	811-701C	HH3/8R2 033 9/16FJIC		
16.	811-702C	HH3/8R2 017 9/16FJIC		
17.	811-581C	CR 9/16MJIC		
18.	811-708C	HH3/8R2 296 9/16FJIC		
19.	811-704C	HH3/8R2 038 9/16FJIC		
20.	811-193C	TE 9/16FJIC 9/16MJIC 9/16MJIC		
21.	811-312C	TE 9/16MJIC		
22.	811-706C	HH3/8R2 177 9/16FJIC		
23.	811-703C	HH3/8R2 068 9/16FJIC		
24.	811-253C	HH3/8R2 062 9/16FJIC		
25.	811-677C	AD 9/16MORB 1/4FNPT		
26.	806-035C	U-BOLT 1/2-13 X 4 1/32 X 4 3/4		
27.	811-128C	HH3/8R2 025 3/4FJIC		
28.	841-077C	EL 3/4FJIC 3/4MORB		
29.	811-080C	TE 3/4MJIC 3/4MORB 3/4MJIC		
30.	800-298C	CABLE TIE 2 DIA MIN - BLU		
31.	810-554C	FILTER INLINE 3/4FORB 3/4MJIC		
32.	811-088C	AD 3/4MORB 3/4MJIC		
33.	160-517D	VALVE MOUNT		
34.	810-432C	HYDRAULIC BYPASS VALVE		
35.	802-024C	HHCS 3/8-16X3 GR5		
36.	811-857C	PL 3/4MORB		
37.	803-014C	NUT HEX 3/8-16 PLT		
38.	804-013C	WASHER LOCK SPRING 3/8 PLT		
39.	804-011C	WASHER FLAT 3/8 USS PLT		
40.	804-015C	WASHER LOCK SPRING 1/2 PLT		
41.	803-020C	NUT HEX 1/2-13 PLT		
42.	811-584C	AD 9/16MORB 3/4MJIC		
43.	811-324C	AD 3/4MORB 3/4FJIC		
44.	810-345C	VALVE 90 DEGREE SHUT-OFF		
45.	811-216C	EL 3/4MJIC 9/16MORB		
46.	811-713C	HH3/8R2 147 9/16FJIC		
47.	811-065C	EL 9/16MJIC 9/16MORB		
48.	810-381C	PRESS REDUCING-SELECTOR VALVE	Refer to "Pressure Reducing-Selector Valve (810-381C)". Manual version.	
48.	850-078C	PRESS REDUC SEL VALVE 2200 BYP	Electric version.	
49.	811-063C	EL 3/4MJIC 3/4MORB		
50.	802-026C	HHCS 3/8-16X3 3/4 GR5		
51.	810-300C	PRESSURE GAUGE 3000 PSI		
52.	196-430D	ORIFICE PLATE 1/16 3/4		

# Pressure Reducing-Selector Valve (810-381C)

(Applies to CTA4000 HD only)



17151

## ***Pressure Reducing-Selector Valve (810-381C)***

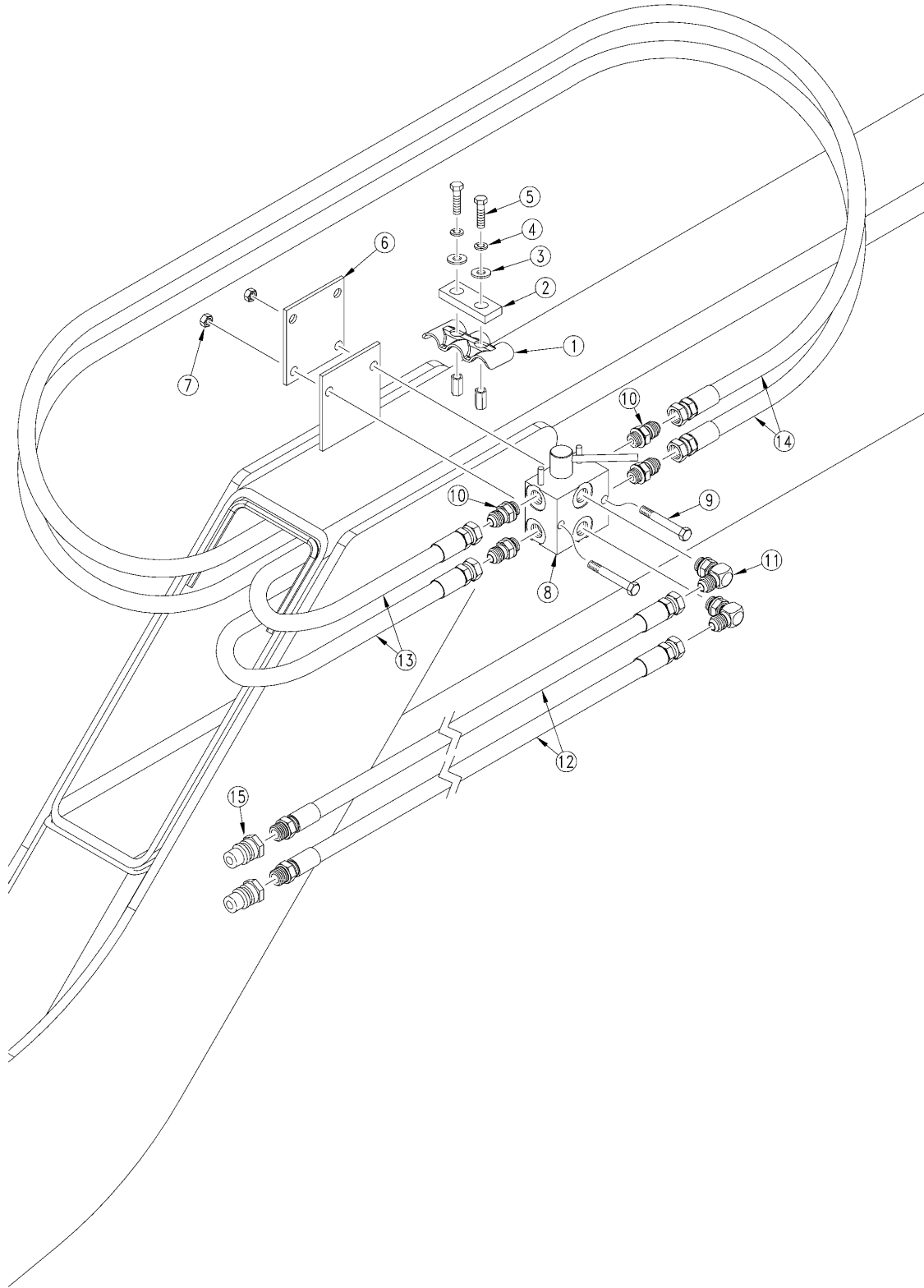
---

**(Applies to CTA4000 HD only)**

<b>Ref</b>	<b>Part No.</b>	<b>Part Description</b>	<b>Comments</b>	<b>Revision</b>
	dwg17151	Image No.		
1.	5165	SH PRESS REDUCING VALVE BODY		
2.	5159	SHOEMAKER SPOOL, SELECTOR		
3.	5169	SHOEMAKER SPOOL, SHUT OFF		
4.	1079	RPBY SEAL KIT		
5.	110-210	SHOEMAKER O-RING		
6.	1089-210	RPBY SEAL KIT 810-458C		
7.	1285	SH GROOVE PIN		
8.	1082	SHOEMAKER SLEEVE		
9.	1284	PIN, STOP		
10.	CP2-10-0	SHOEMAKER CARTRIDGE, CHECK		
11.	PCPIL-10-30-250	Press comp check valve 250 psi		
12.	PRPIL-10-K-25	CARTRIDGE PRESS RED SHOEMAKER		
13.	ROIR-10-F-18/11	SHOEMAKER CARTRIDGE, RELIEF		
14.	1132-02	SHOEMAKER PLUG, O-RING		
15.	1132-04	SHOEMAKER PLUG, O-RING		
16.	1132-06	SHOEMAKER PLUG, O-RING		
17.	5075	RPBY 810-452C		
18.	5070	RPBY 5075		

## Double Selector Valve Mounting

(Applies to CTA4000 HD only)



27020



## ***Double Selector Valve Mounting***

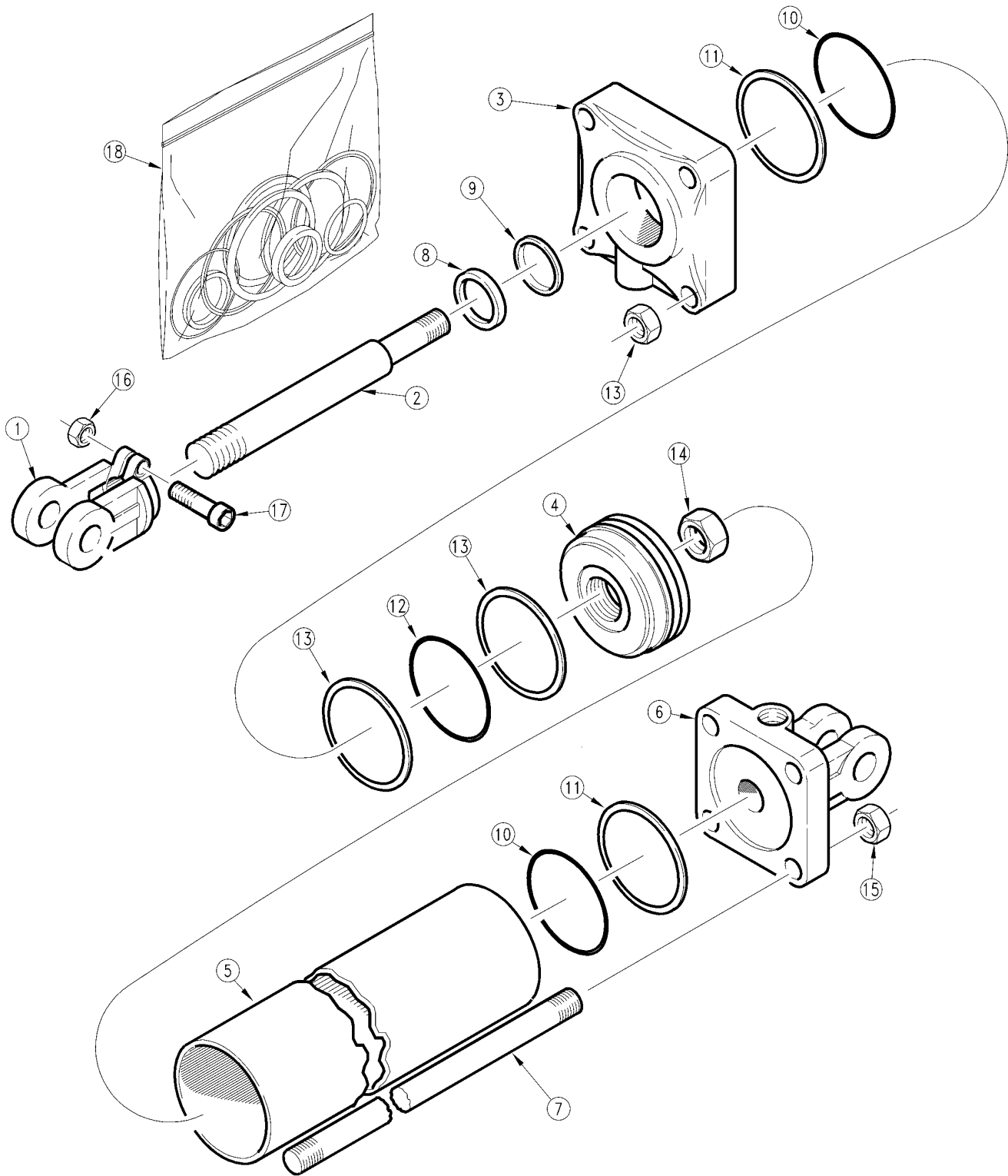
---

**(Applies to CTA4000 HD only)**

<b>Ref</b>	<b>Part No.</b>	<b>Part Description</b>	<b>Comments</b>	<b>Revision</b>
	dwg27020	Image No.		
1.	196-146D	3-HOSE CLAMP BRACKET		
2.	196-885D	HOSE CLAMP HOLDDOWN		
3.	804-010C	WASHER FLAT 5/16 USS PLT		
4.	804-009C	WASHER LOCK SPRING 5/16 PLT		
5.	802-010C	HHCS 5/16-18X1 1/4 GR5		
6.	194-249D	BRACKET, 2ND SELECTOR VALVE		
7.	803-013C	NUT LOCK 3/8-16 PLT		
8.	810-274C	DOUBLE SELECTOR VALVE 3/4FORB		
9.	802-168C	HHCS 3/8-16X3 1/4 GR5		
10.	811-021C	AD 1/2FNPTS 3/4MORB		
11.	811-063C	EL 3/4MJIC 3/4MORB		
12.	811-272C	HH1/2R2 096 3/4MORB 3/4FJIC		
13.	811-181C	HH1/4R1 405 1/2MNPT 9/16FJIC		
14.	811-585C	HH3/8R1 408 1/2MNPT 9/16FJIC		
15.	811-394C	CP 3/4FORB MALE QD POPPET TYPE		

**Midway Hydraulic Cylinder (810-361C)**

(Applies to CTA4000 HD only)



17152

## **Midway Hydraulic Cylinder (810-361C)**

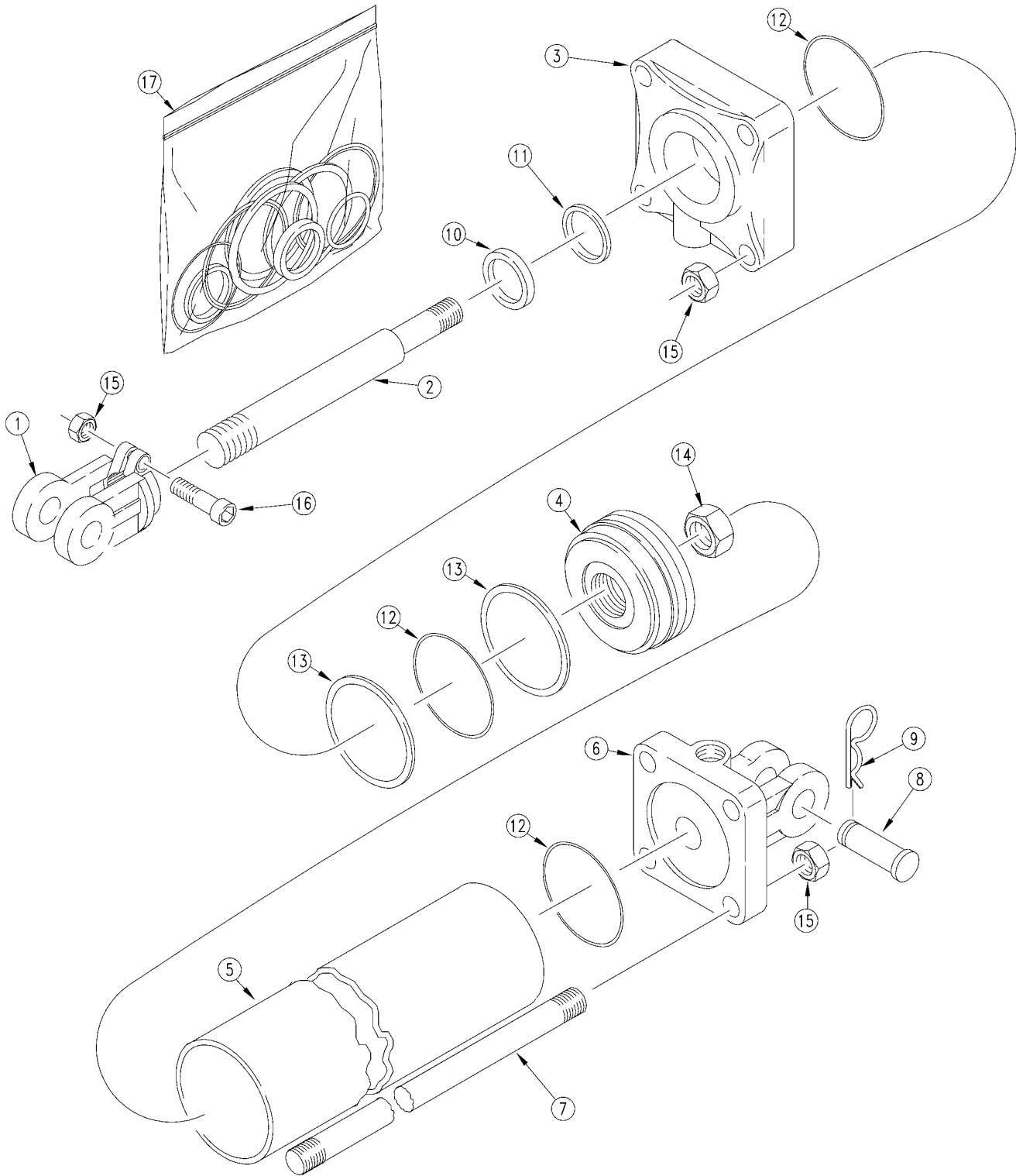
---

(Applies to CTA4000 HD only)

<b>Ref</b>	<b>Part No.</b>	<b>Part Description</b>	<b>Comments</b>	<b>Revision</b>
	dwg17152	Image No.		
1.	1M7020	MIDWAY ROD CLEVIS		
2.	2M7682	MW ROD		
3.	3R7612	MW HEAD 4.5 X 16 X 2		
4.	4M7108	MW PISTON		
5.	5M7587	TUBE		
6.	6R7170	MW BASE		
7.	7M7371	TIE ROD		
8.	2A0042	MW WIPER		
9.		U-CUP	Only found in seal kit #18	
10.		O-RING	Only found in seal kit #18	
11.		BACK-UP MIDWAY	Only found in seal kit #18	
12.		MW O-RING	Only found in seal kit #18	
13.		MW BACK-UP	Only found in seal kit #18	
14.	2A0024	MW PISTON NUT 1-14		
15.	2A0019	RPBY 803-257C		
16.	2A0012	RPBY 803-234C		
17.	2A0006	RPBY 802-023C		
18.	810-236C	SEAL KIT MW 4.5 CYL 5A7116		

**Midway Hydraulic Cylinder (810-368C)**

(Applies to CTA4000 HD only)



15705

**Midway Hydraulic Cylinder (810-368C)**

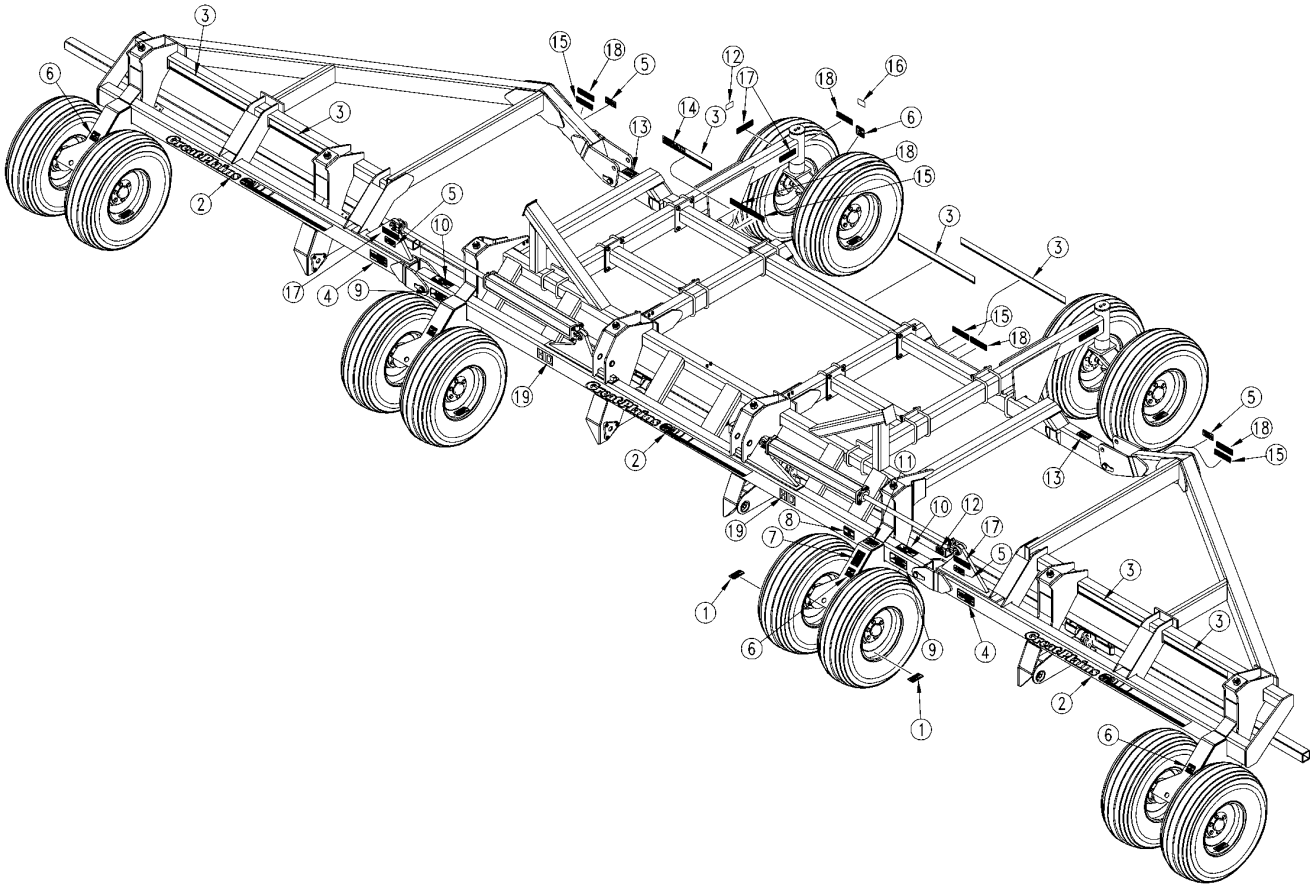
---

(Applies to CTA4000 HD only)

<b>Ref</b>	<b>Part No.</b>	<b>Part Description</b>	<b>Comments</b>	<b>Revision</b>
	dwg15705	Image No.		
1.	1M6006	MW ROD CLEVIS		
2.	2M2316	MW ROD		
3.	3R0122	MW HEAD		
4.	4M2102	RPBY 4M2108		
5.	5M2116	MW TUBE		
6.	6R0032	BASE MIDWAY		
7.	7M2316	MW TIE ROD		
8.	2A0208	RPBY 805-124C		
9.	2A0132	MW PIN CLIP		
10.		WIPER SEAL	Only found in seal kit #17	
11.		U-CUP	Only found in seal kit #17	
12.		O-RING	Only found in seal kit #17	
13.		BACK-UP	Only found in seal kit #17	
14.	2A0022	RPBY 803-114C		
15.	2A0012	RPBY 803-234C		
16.	2A0006	RPBY 802-023C		
17.	810-310C	SEAL KIT MW 5A2104		

## Decal Placement

(Applies to CTA4000 HD only)



26461

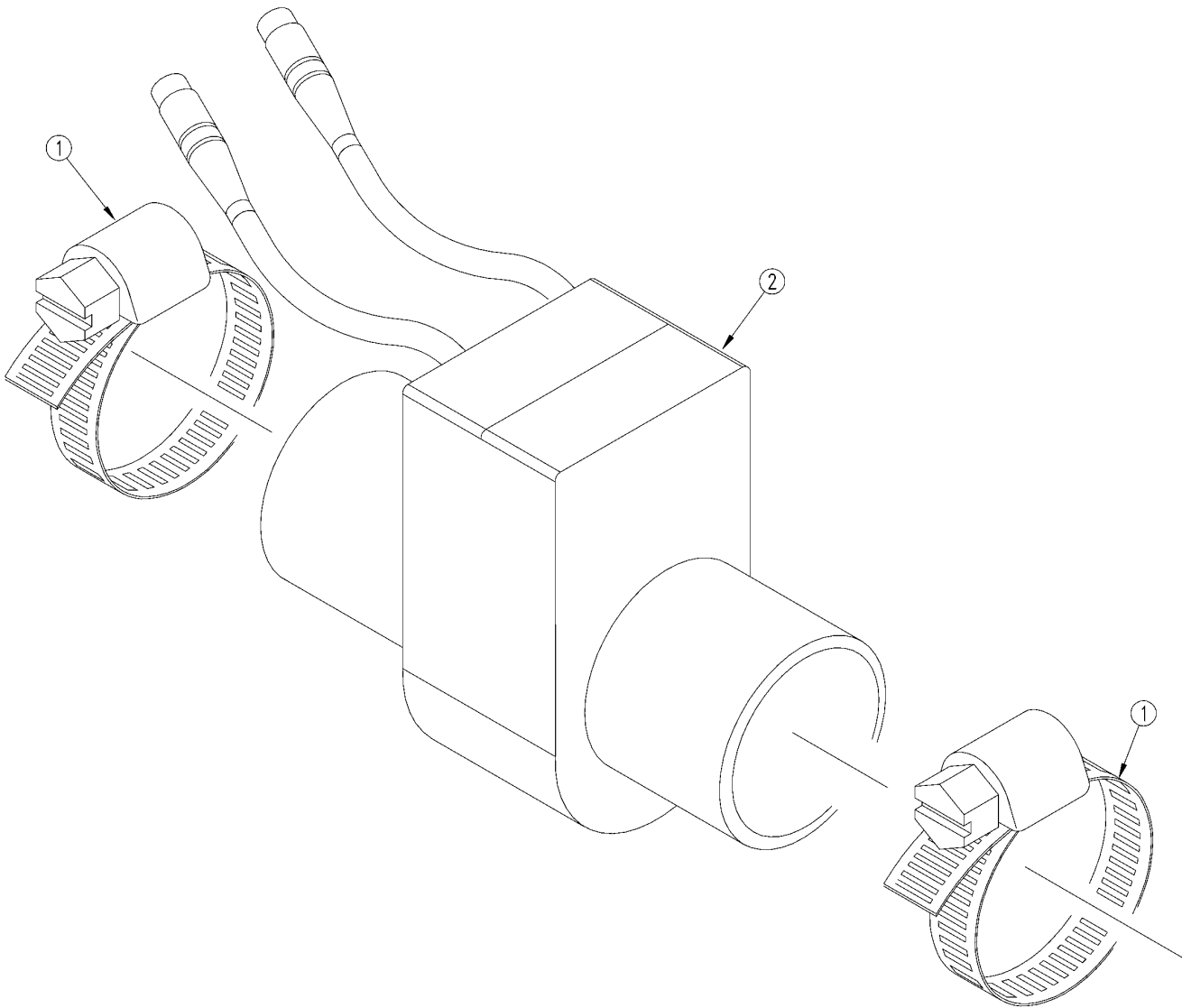
## ***Decal Placement***

**(Applies to CTA4000 HD only)**

<b>Ref</b>	<b>Part No.</b>	<b>Part Description</b>	<b>Comments</b>	<b>Revision</b>
	dwg17153	Image No.		
1.	818-855C	DECAL CAUTION TIRE 36 PSI		
2.	818-430C	DECAL GREAT PLAINS PLANTER	Not shown. 1999 and below.	
3.	838-160C	DECAL 3 COLOR STRIPE 2.50 WIDE	2000 and above.	2nd rev.
3.	818-800C	DECAL 4 COLOR STRIPE - 2 3/8	1999 and below.	1st rev.
4.	818-818C	DECAL DANGER ELECTROCUTION AD		
5.	818-798C	DECAL WARNING PINCH POINT GEN		
6.	818-398C	DECAL CAUTION TIRES NOT A STEP		
7.	818-339C	DECAL WARNING HIGH PRESSUR SML		
8.	818-557C	DECAL DANGER CANNOT READ ENG		
9.	818-046C	DECAL DANGER CHARGE FOLD CYL		
10.	818-624C	DECAL DANGER CRUSH AD/IMPLEM		
11.	818-560C	DECAL NOTICE TO OWNER-NO WARRA		
12.	818-229C	DECAL AMBER REFLECTOR	2000-	
13.	818-631C	DECAL NOTICE FOLD IMP/CYL LOCK		
14.	838-219C	DECAL CTA4000	2000 and above.	2nd rev.
14.	818-839C	DECAL CTA4000	1999 and below.	1st rev.
15.	838-267C	DECAL REFLECTR DAYTIME 1 1/2X9	2001+	
16.	818-230C	DECAL RED REFLECTOR	2000-	
17.	838-265C	DECAL REFLECTOR AMBER 1 1/2X9	2001+	
18.	838-266C	DECAL REFLECTOR RED 1 1/2X9	2001+	
19.	838-828C	DECAL HD		

**Agtron AGS25 Blockage Sensor (Option)**

(Applies to CTA4000 HD only)



25104



## ***Agtron AGS25 Blockage Sensor (Option)***

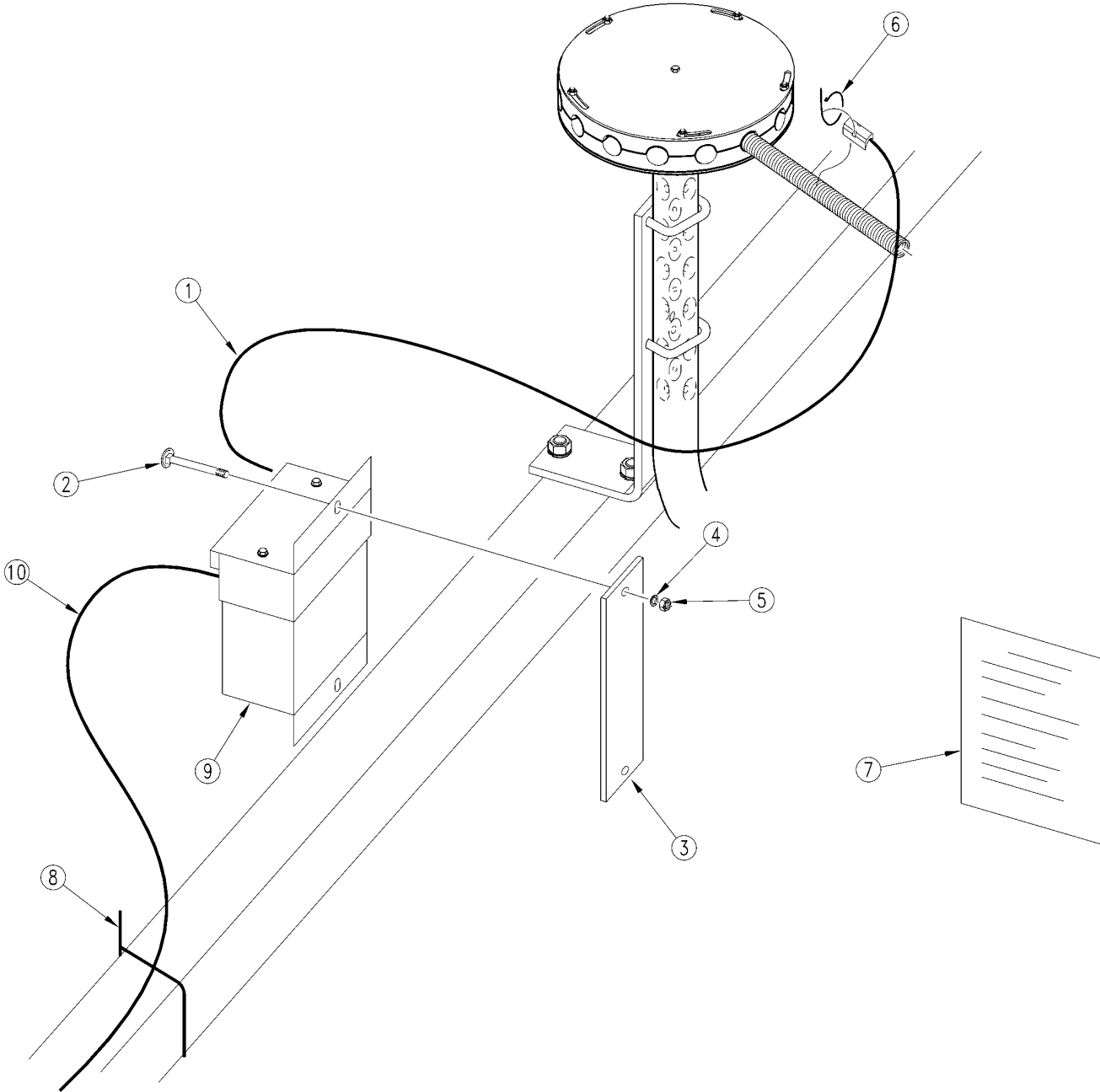
---

(Applies to CTA4000 HD only)

<b>Ref</b>	<b>Part No.</b>	<b>Part Description</b>	<b>Comments</b>	<b>Revision</b>
	dwg	Image No.		
1.	800-257C	CLAMP WRM DRV #20SS (.81-1.75)		
2.	823-246C	AGTRON AGSS25 BLOCKAGE SENSOR		
2.	168-352A	NTA3010-4875 AGTRON BLOCK PKG		
2.	168-353A	NTA3010-3610 AGTRON BLOCK PKG		
2.	168-354A	NTA3510-5575 AGTRON BLOCK PKG		
2.	168-355A	NTA3510-4010 AGTRON BLOCK PKG		

## Blockage Monitor (Option)

(Applies to CTA4000 HD only)



## ***Blockage Monitor (Option)***

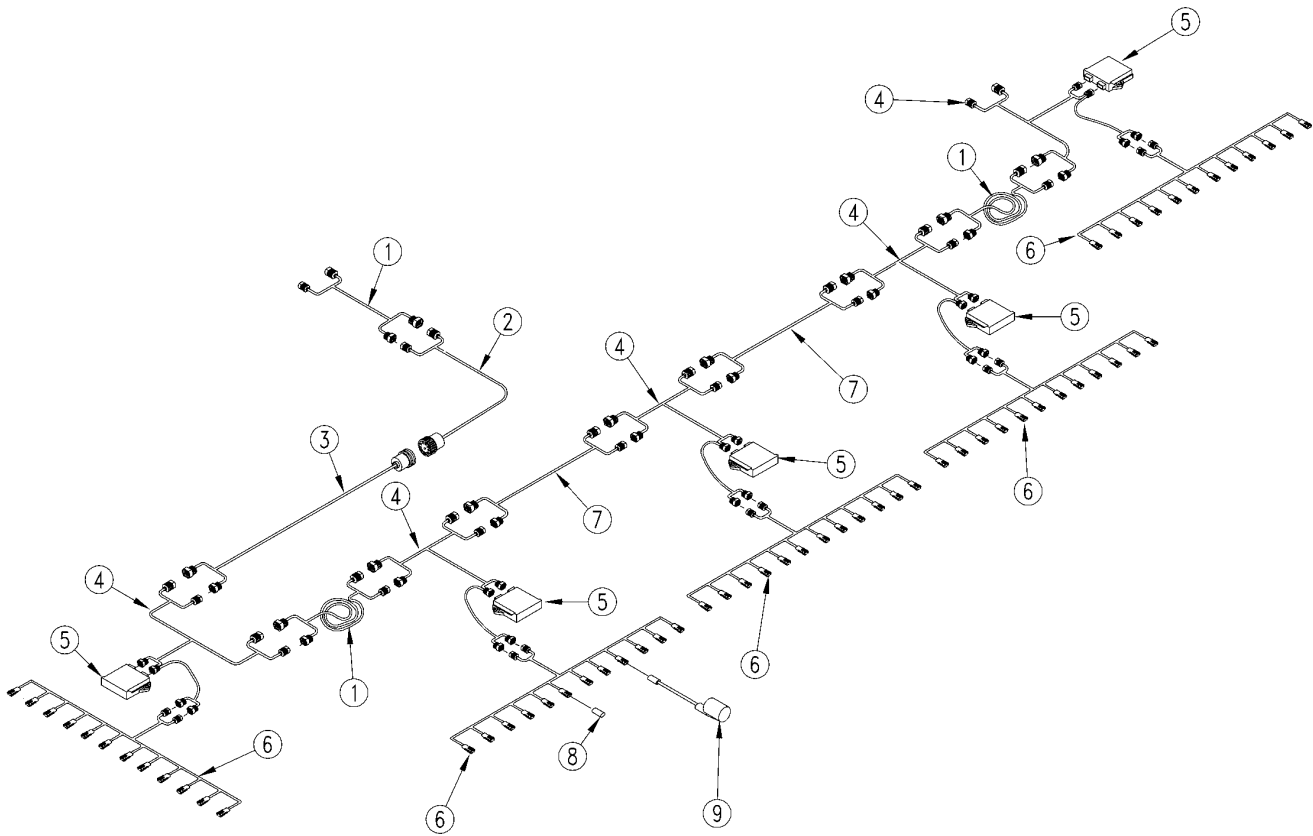
---

**(Applies to CTA4000 HD only)**

<b>Ref</b>	<b>Part No.</b>	<b>Part Description</b>	<b>Comments</b>	<b>Revision</b>
	dwg17193	Image No.		
1.	VA-141000-04	BLOCKAGE PIN SENSOR - 4 FT		
1.	VA-141000-30	BLOCKAGE PIN SENSOR - 30 FT		
2.	802-389C	FRHSNB 1/4-20X4 3/4 GR5		
3.	168-365D	BLOCKAGE MODULE MOUNTING BKT		
4.	804-006C	WASHER LOCK SPRING 1/4 PLT		
5.	803-006C	NUT-HEX 1/4-20 PLT		
6.	800-112C	CABLE TIE .19X7.25 1.75D 50LB		
7.	168-258M	MANUAL BLOCK MONITOR INSTALL		
8.	800-082C	CABLE TIE .31X21.5 6DIA 120LB		
9.	VA-150002	RPBY VA-150004		
10.	VA-490704	MAIN HARNESS LEAD		
10.	168-318A	CTA4000-8006 BLKG MONITOR PKG		
10.	168-319A	CTA4000-6575 BLKG MONITOR PKG		
10.	168-320A	CTA4000-5010 BLKG MONITOR PKG		

# Monitor

(Applies to CTA4000 HD only)



26386

## Monitor

---

(Applies to CTA4000 HD only)

Ref	Part No.	Part Description	Comments	Revision
	dwg26386	Image No.		
1.	467980141	10' EXT HARNESS		
2.	467980360	3' REAR HITCH HARNESS		
3.	467980131	20' HITCH HARNESS		
4.	467981201	INT AG HARNESS, WSMB MODULE		
5.	467981100S1	INTAG WSMB/FLW MNTR MODULE 18R		
6.	467751320	12 ROW HARNESS		
6.	467751330	16 ROW HARNESS		
7.	467980142	5' EXT HARNESS		
8.	464211090	DUST PLUG		
9.	467420352S1	RECON II	Rev. 1	
9.	467420701S1	VIGILENSE BLOCKAGE SENSOR 25MM	Rev. 2	



# Part Number Index

The Part Number Index is a numeric index of all part numbers included in this manual. The index shows what page(s) the part is used on.

Part Number	Page	Part Number	Page	Part Number	Page	Part Number	Page
107-111D	35, 37, 39, 41, 43, 45	160-605D	21, 23	2A0132	77	801-172C	35, 37, 39, 41, 43, 45
107-137V	35, 37, 39, 41, 43, 45	160-606D	21, 23	2A0208	77	802-005C	55, 57
1079	71	160-610D	67	2M2316	77	802-007C	7, 9, 15, 47, 49
1082	71	160-628D	29	2M7682	75	802-010C	11, 13, 49, 73
1089-210	71	160-629D	29	308-193D	11, 49	802-014C	49
110-210	71	160-630D	29	308-393D	11, 49	802-015C	47, 53
1132-02	71	161-122H	33	308-394D	11, 49	802-017C	53
1132-04	71	161-132H	33	313-186D	11, 49	802-024C	69
1132-06	71	161-231D	33	313-400H	11, 49	802-026C	67, 69
120-247D	25, 27	168-216H	7, 9	313-457H	11	802-034C	33
120825	51	168-258M	83	313-593H	49	802-045C	35, 37, 39, 41, 43, 45
121-004S	41, 43, 45	168-318A	83	313-662H	49	802-049C	19
121-005S	35, 37, 39	168-319A	83	313-704D	49	802-058C	57, 59, 61
121-008H	37, 43	168-320A	83	313-705D	49	802-059C	55, 63
121-044D	35, 37, 41, 43, 45	168-352A	81	313-939D	49	802-082C	25, 27, 49
121-151D	35, 37, 39, 41, 43, 45	168-353A	81	3R0122	77	802-091C	29
121-154D	35, 37, 39, 41, 43, 45	168-354A	81	3R7612	75	802-095C	25, 27
121-166D	39	168-355A	81	404-121S	35, 37, 39, 41, 43, 45	802-099C	31
121-169D	35, 37, 39	168-362D	7, 9	404-170H	35, 41	802-104C	31, 33
121-174D	35, 37, 39, 41, 43, 45	168-365D	83	405-031D	55	802-119C	65
121-176D	39, 45	179-021D	11, 49	464211090	85	802-121C	35, 37, 39, 41, 43, 45
122-001S	35, 37, 39, 41, 43, 45	179-030D	11, 49	464820520S1	25	802-131C	7, 9
122-003D	49	181-023K	31	467420352S1	85	802-151C	65
122-004D	53	181-064D	33	467420701S1	85	802-153C	33
122-006D	53	188-001V	35, 37, 39, 41, 43, 45	467751320	85	802-155C	47
122-041D	63, 65	194-029H	25	467751330	85	802-168C	73
122-094D	65	194-100D	25, 27	467980131	85	802-172C	13
122-103S	65	194-101D	25, 27	467980141	85	802-185C	9
122-110D	63	194-123K	25, 27	467980142	85	802-192C	25, 27
122-117S	63	194-124H	25, 27	467981201	85	802-197C	63
122-120D	49	194-128H	25, 27	4M2102	77	802-204C	25, 27
122-178D	47	194-129H	25, 27	4M7108	75	802-224C	9
122-179D	53	194-155H	25, 27	5070	71	802-228C	35, 37, 39, 41, 43, 45
122-197V	65	194-249D	73	5075	71	802-282C	47
122-198V	63	194-515D	25, 27	5159	71	802-389C	83
1284	71	194-516D	25, 27	5165	71	802-411C	51
1285	71	195-188H	25, 27	5169	71	802-421C	55, 57, 59, 61, 63, 65
129BXT821	51	196-112D	11, 13	5M2116	77	802-441C	25, 27
129BXT827	51	196-146D	73	5M7587	75	802-550C	41, 43, 45
142-198D	35, 37, 39, 41, 43, 45	196-430D	67, 69	6R0032	77	802-617C	59
155-007K	33	196-885D	73	6R7170	75	802-618C	61
155-012K	33	198-137D	55, 57, 59, 61, 63, 65	7M2316	77	802-712C	29
160-201H	13, 17, 19	198-331D	35, 37, 41, 43	7M7371	75	803-001C	25
160-236H	17	199-043H	57	800-001C	13, 19	803-006C	9, 15, 27, 83
160-237H	25	199-088H	55	800-008C	37, 43	803-008C	47
160-238H	25	199-089H	55	800-009C	37, 43	803-013C	73
160-239H	25	1M6006	77	800-058C	25, 27	803-014C	23, 51, 53, 67, 69
160-240H	25	1M7020	75	800-073C	17	803-019C	29, 31, 35, 41
160-241H	27	200-001D	31, 33	800-082C	83	803-020C	7, 9, 25, 27, 67, 69
160-242H	27	202-189D	59, 61	800-112C	83	803-021C	19, 33
160-244H	13	202-190D	63	800-180C	7, 9	803-024C	33
160-250H	15, 17, 19, 21, 23	202-274D	65	800-213C	35, 37, 39, 41, 43, 45	803-027C	25, 27, 33
160-251H	33	221-130H	41	800-257C	81	803-028C	25, 27
160-253H	25	221-131H	35	800-298C	69	803-029C	31, 33
160-254H	25	221-641H	43	800-322C	35, 37, 39	803-031C	25, 27
160-296S	29	221-642H	37	801-018C	15	803-036C	35, 37, 39, 41, 43, 45
160-300H	19	221-694H	45	801-021C	49	803-037C	37, 39, 43, 45
160-301H	19	221-695H	39	801-024C	21, 49	803-065C	25
160-303H	17, 19	221-730S	39, 45	801-025C	35, 37, 39, 41, 43, 45	803-068C	21
160-304H	17, 19	2606	21	801-055C	25	803-084C	7, 9
160-500D	21, 23	2610	21	801-081C	23	803-088C	55, 57, 59, 61
160-517D	69	2A0006	75, 77	801-093C	27	803-168C	29
160-568D	27	2A0012	75, 77	801-151C	21		
		2A0019	75	801-152C	27		
		2A0022	77				
		2A0024	75				
		2A0042	75				

[Table of Contents](#)    [Part Number Index](#)



# Part Number Index (continued)

Part Number	Page	Part Number	Page	Part Number	Page	Part Number	Page
803-169C	35, 37, 39, 41, 43, 45, 55, 57, 59, 61, 63, 65	810-274C	73	815-094C	33	833-696C	23
803-177C	47, 63, 65	810-300C	67, 69	816-011C	31	833-697C	23
803-193C	35, 37, 39, 41, 43, 45	810-310C	77	816-035C	31, 33	833-718C	23
803-209C	47	810-345C	69	816-216C	7	834-014C	7, 9
803-310C	35, 37, 39	810-361C	13, 67, 69	816-217C	7	838-160C	79
804-004C	25	810-368C	25, 27, 67, 69	816-218C	7	838-219C	79
804-006C	9, 15, 83	810-381C	67, 69	816-239C	37, 43	838-265C	79
804-009C	7, 9, 11, 13, 15, 47, 73	810-432C	69	816-265C	33	838-266C	79
804-010C	7, 9, 73	810-554C	69	816-287C	9	838-267C	79
804-011C	69	811-021C	73	816-288C	7	838-828C	79
804-012C	53	811-063C	67, 69, 73	816-289C	9	841-077C	69
804-013C	21, 23, 51, 53, 67, 69	811-065C	67, 69	816-290C	9	850-078C	69
804-015C	7, 9, 25, 27, 33, 67, 69	811-080C	69	816-302C	39, 45	890-011C	11, 13, 17
804-016C	29	811-088C	69	816-306C	35, 37, 39, 41, 43, 45	890-153C	15
804-022C	19, 33, 55, 57, 59, 61, 63, 65	811-128C	69	816-352C	35, 37, 41, 43	890-193C	33
804-023C	25, 27, 33	811-169C	67, 69	816-536C	35, 37, 41, 43	890-433C	25
804-025C	25, 27	811-170C	67, 69	817-022C	65	890-466C	35, 37, 39, 41, 43, 45
804-027C	25, 27	811-171C	67, 69	817-023C	65	990-125R	7, 9
804-039C	13	811-181C	73	817-039C	7, 9	CP2-10-0	71
804-040C	35, 37, 39, 41, 43, 45	811-193C	67, 69	817-062C	63	dwg	25, 81
804-046C	25	811-216C	67, 69	817-063C	63	dwg 36045	23
804-050C	21, 23, 25	811-249C	67, 69	817-084C	35, 37, 39, 41, 43, 45, 55, 57, 59, 61, 63, 65	Dwg 39214	49
804-055C	31	811-253C	67, 69	817-234C	7, 9	Dwg 39495	11
804-102C	33	811-272C	73	817-296C	59	dwg-27028	55
804-109C	21, 23, 25	811-312C	67, 69	817-297C	61	dwg15705	77
804-131C	27	811-324C	69	817-328C	35, 37, 39, 41, 43, 45	dwg16282	7, 9
804-154C	35, 37, 39, 41, 43, 45	811-394C	73	817-330C	55, 57	dwg17141	11
805-016C	31, 33	811-581C	67, 69	817-332C	27	dwg17142	13
805-026C	37, 43	811-582C	67	817-347C	35, 37, 39, 41, 43, 45	dwg17143	15
805-060C	13, 19	811-584C	69	817-349C	35, 37, 41, 43	dwg17144	17
805-100C	13	811-585C	73	817-688C	35, 37, 41, 43	dwg17147	27
805-104C	25, 27	811-677C	69	817-697C	35, 37, 41, 43	dwg17150	31
805-109C	35, 37, 39, 41, 43, 45	811-699C	67, 69	817-704C	35, 37, 41, 43	dwg17151	71
805-119C	19	811-700C	67, 69	817-704C	35, 37, 41, 43	dwg17152	75
805-127C	35, 37, 39, 41, 43, 45	811-701C	67, 69	817-869C	47	dwg17153	79
805-156C	25, 27	811-702C	67, 69	817-897C	39, 45	dwg17193	83
805-168C	39	811-703C	67, 69	818-046C	79	dwg17198	29
805-186C	35, 37, 41, 43, 45	811-704C	67, 69	818-055C	15	dwg24428	51
805-196C	11, 13	811-705C	67	818-229C	79	dwg24429	49
805-234C	35, 37, 39, 41, 43, 45	811-706C	67, 69	818-230C	79	dwg24430	57
805-236C	25, 27	811-707C	67, 69	818-339C	79	dwg24431	59
805-249C	13, 17, 19	811-708C	67, 69	818-398C	79	dwg24432	61
805-335C	35, 41	811-709C	67, 69	818-430C	79	dwg24433	63
805-385C	35, 37, 39, 41, 43, 45	811-710C	67, 69	818-557C	79	dwg24434	65
805-439C	39, 45	811-711C	67, 69	818-560C	79	dwg26351	19
806-010C	7, 9	811-712C	67, 69	818-624C	79	dwg26386	85
806-016C	33	811-713C	67, 69	818-631C	79	dwg26398	35
806-022C	21, 23	811-712C	67, 69	818-798C	79	dwg26399	41
806-035C	67, 69	811-713C	67, 69	818-800C	79	dwg26460	53
806-056C	7, 9	811-857C	69	818-818C	79	dwg27020	73
806-062C	33	812-236C	35, 37, 39, 41, 43, 45	818-839C	79	dwg27495	47
806-069C	7, 9	812-366C	47	818-855C	79	dwg28478	69
806-096C	7, 9	812-367C	47	820-287C	35, 37, 39, 41, 43, 45	dwg29468	43
806-128C	33	812-394C	39, 45	820-431C	47	dwg29469	37
807-106C	35, 37, 39, 41, 43, 45	814-010C	65	822-018C	31	dwg32154	45
807-262C	35, 37, 39, 41, 43, 45	814-023C	31, 33	822-019C	31	dwg32155	39
810-236C	75	814-034C	57	822-020C	31, 33	PCPIL-10-30-250	71
		814-038C	31, 33	822-021C	31, 33	PRPIL-10-K-25	71
		814-067C	63	822-048C	33	ROIR-10-F-18/11	71
		814-157C	59	822-053C	33	VA-141000-04	83
		814-158C	61	822-095C	63, 65	VA-141000-30	83
		814-159C	59	822-170C	55, 57, 59, 61	VA-150002	83
		814-160C	61	823-157C	25	VA-490704	83
		814-174C	57	833-462C	21		
		814-238C	55	833-694C	23		
		814-244C	55				
		814-551C	33				
		815-079C	31				
		815-082C	31				
		815-085C	31				
		815-089C	33				
		815-090C	33				



Great Plains Mfg., Inc.  
1525 E. North Street  
Salina, Kansas 67401 USA

[www.greatplainsmfg.com](http://www.greatplainsmfg.com)

---