

MODEL 3600 PIVOT FOLD PLANTER PARTS MANUAL

M0259-02

Rev. 5/17

This manual applies to:

Model: 3600 Twin-Line Planters:

- 12 Row 30" and 16 Row 30" "Y" Hitch Conventional and ASD Machines;
2015 Production and on

- 16 Row 7.5" Twin Row "Y" Hitch; 2015 Production and on

Record the model number and serial number of your planter along with date purchased:

Serial Number _____

Date Purchased _____

Information in this manual was current at time of printing. However, due to Kinze's ongoing product improvement, production changes may cause your machine to appear slightly different in detail. Kinze Manufacturing, Inc. reserves the right to change specifications or design without notice and without incurring obligation to install the same on machines previously manufactured.

Right hand (R.H.) and left hand (L.H.), as used throughout this manual, are determined by facing in the direction the machine will travel when in use, unless otherwise stated.

ROW UNIT

Shank Assembly, Seed Tube, and Depth Adjustment P1
 Pneumatic Down Pressure Package Option P3
 Parallel Arms, Mounting Support Plate, and Quick Adjustable Down Forces Springs Option. P5
 Ag Leader Electric Clutch P7
 15" Seed Opener Disc Blade/Bearing Assembly and Scrapers P9
 Gauge Wheels P11
 Covering Discs/Single Press Wheel. P13
 "V" Closing Wheels P15
 Drag Closing Attachment. P17
 Row Unit Light Mount Bracket and Extension P18
 Hopper Support and Meter Drive. P19
 Seed Hopper and Lid. P22
 Finger Pickup Seed Meter P23
 Brush-Type Seed Meter. P25
 Vacuum Seed Meter P27
 Granular Chemical Hopper and Hopper Panel Extension P29
 Granular Chemical Meter and Meter Drive P31
 Granular Chemical Banding Options P33
 Spring Tooth Incorporator P35
 Row Unit Mounted No Till Coulter P36
 Row Unit Mounted Bed Leveler P37
 Row Unit Mounted Disc Furrower P39
 Row Unit Mounted Residue Wheel P41
 Coulter Mounted Residue Wheels P43
 Frame Mounted Coulter W/Residue Wheels P45

INTERPLANT

Interplant Push Row Unit. P51
 Interplant Push Row Unit Drive P55
 Ag Leader Electric Clutch, Push Unit. P57

VACUUM SYSTEM

Manifolds and Mounts P59
 Vacuum System. P63
 Vacuum Fan Hydraulic Components P65
 Vacuum Manifolds and Hoses, 12 Row P67
 Vacuum Manifolds and Hoses, 16 Row P68
 PTO Pump Drive and Oil Cooler Option P69

BULK FILL

Bulk Fill Fan Mounts P71
 Bulk Fill Fan Hydraulic Components (Mechanical) P73
 Bulk Fill Fan Hydraulic Components (Vacuum) P75
 Bulk Fill Fan System P77
 Bulk Fill Hoses, 12 Row. P79
 Bulk Fill Hoses, 16 Row. P80
 Bulk Fill Manifolds and Distribution Hoses. P81
 Bulk Fill Entrainer Assembly, 12 Row P83
 Bulk Fill Entrainer Assembly, 16 Row P85
 Bulk Fill Tank Assembly P87
 Bulk Fill Scale Package P89
 Bulk Fill Mechanical Row Unit P91
 Bulk Fill Vacuum Row Unit. P93
 Bulk Fill Interplant Row Unit. P95
 Bulk Fill Catwalk. P97

BASE MACHINE

Outer Hitch. P99
 2-Point Hitch Option. P101
 Safety Chain P102
 Inner Hitch, "Y". P103
 Hose Take-Up P105
 Center Frame. P107
 Hydraulic Drive Package Option P109
 Wing Frame P111
 Weight Transfer Mechanism. P113
 Center Pivot. P115
 Axle Assembly P117
 Ground Drive Wheel P121
 Contact Wheel and Drive Shaft(s) P123
 Seed Rate Transmission and Row Unit Drill Shafts P127
 Inner Module Drive. P129
 Point Row Clutch P131
 Two-Speed Point Row Clutch. P133
 Two-Speed Point Row Clutch Wheel Module Extension. P135
 Pneumatic Down Pressure Control Console, Sending Unit, and Harnesses P139
 Air Compressor, Dual Solenoid Assembly, Tubing, and Fittings. P141
 Row Marker Assembly. P143
 Row Marker Stand. P146
 Row Marker Spindle/Hub/Blade. P147

HYDRAULICS

Row Marker Cylinder	P149
Rotation Cylinder	P150
Wing Lift Cylinder, 12 Row	P151
Wing Lift Cylinder, 16 Row	P152
Center Lift Cylinder	P153
Wing Lock Cylinder	P156
Tongue Lock Cylinder	P157
Transport Latch Cylinder	P157
Wing Down Pressure Cylinder	P158
Tongue Cylinder	P159
Junction Block - Located on R.H. Side of Center Pivot	P161
Junction/Valve Blocks - Located on R.H. Rear Center Frame	P163
Valve Blocks - Located on R.H. Rear Center Frame	P165
Valve Block - Located on Hitch	P167
Wing Down Pressure Valve Block	P169
Hydraulic Motor Assembly (Mechanical)	P171
Hydraulic Motor Assembly (Vacuum)	P172
Optional Flow Control Needle Valve Kit	P173
Vacuum Fan Hydraulic Motor Assembly	P173
Vacuum Fan Motor Valve Block Assembly (Located Below Vacuum Fan Motor Assembly)	P174
Bulk Fill Fan Valve Block	P175
Solenoid Valve	P176
Hydraulic Hoses and Fittings on Hitch	P177
Hydraulic Hoses and Fittings on Planter Frame, 12 Row	P179
Hydraulic Hoses and Fittings on Planter Frame, 16 Row	P181
Wing Down Pressure Hydraulic Schematics (Mechanical and Vacuum)	P183

ELECTRONICS

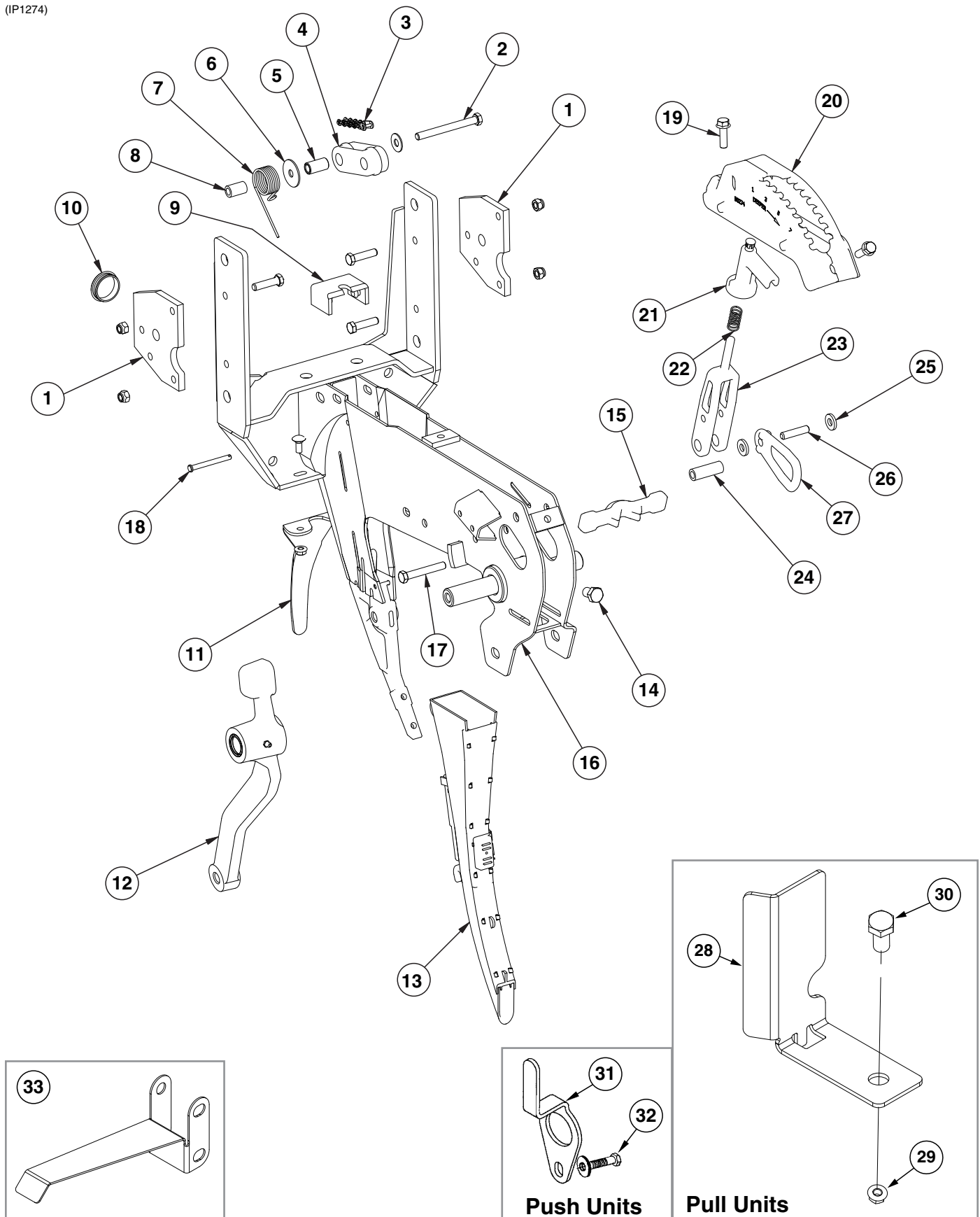
Bulk Fill Work Light	P189
Electrical Components	P191
KPM III Electronic Seed Monitor	P193
Miscellaneous Display Parts	P196
Planter Monitor Module (PMM)	P198
ISOBUS Electric Clutch Package	P200
Ag Leader Electric Clutch Package	P202
ISOBUS Retrofit Cabling Package - Integra	P204

FERTILIZER

Depth/Gauge Wheel Attachment for Notched Single Disc Fertilizer Opener	P217
Double Disc Fertilizer Opener and Mount	P207
Dry Fertilizer Coupler/Shafts	P223
Dry Fertilizer Drive	P219
Dry Fertilizer Hopper and Mounts	P221
HD Single Disc Fertilizer Opener (Blade and Drop Tube)	P211
HD Single Disc Fertilizer Opener (Soil Press Wheel)	P209
Liquid Fertilizer Flow Divider Mount and Hoses (Conventional)	P233
Liquid Fertilizer Piston Pump Flow Divider	P239
Liquid Fertilizer Piston Pump Mount and Ground Drive Wheel	P231
Liquid Fertilizer Piston Pump (Uses 18 Tooth Sprocket)	P237
Liquid Fertilizer Squeeze Pump, 12 Row	P243
Liquid Fertilizer Squeeze Pump, 16 Row	P244
Liquid Fertilizer Squeeze Pump Drive	P241
Liquid Fertilizer Tanks, Saddles, Saddle Mounts, and Hoses (Bulk Fill)	P227
Liquid Fertilizer Tanks, Saddles, Saddle Mounts, and Hoses (Conventional)	P225
Liquid Fertilizer Tube In Furrow	P245
Notched Single Disc Fertilizer Opener	P213
Rear Trailer Hitch (Bulk Fill)	P249
Rear Trailer Hitch (Conventional)	P247
Residue Wheel Attachment for Notched Single Disc Fertilizer Opener	P215

DECALS, PAINT, AND MISCELLANEOUS P251**NUMERICAL INDEX P265**

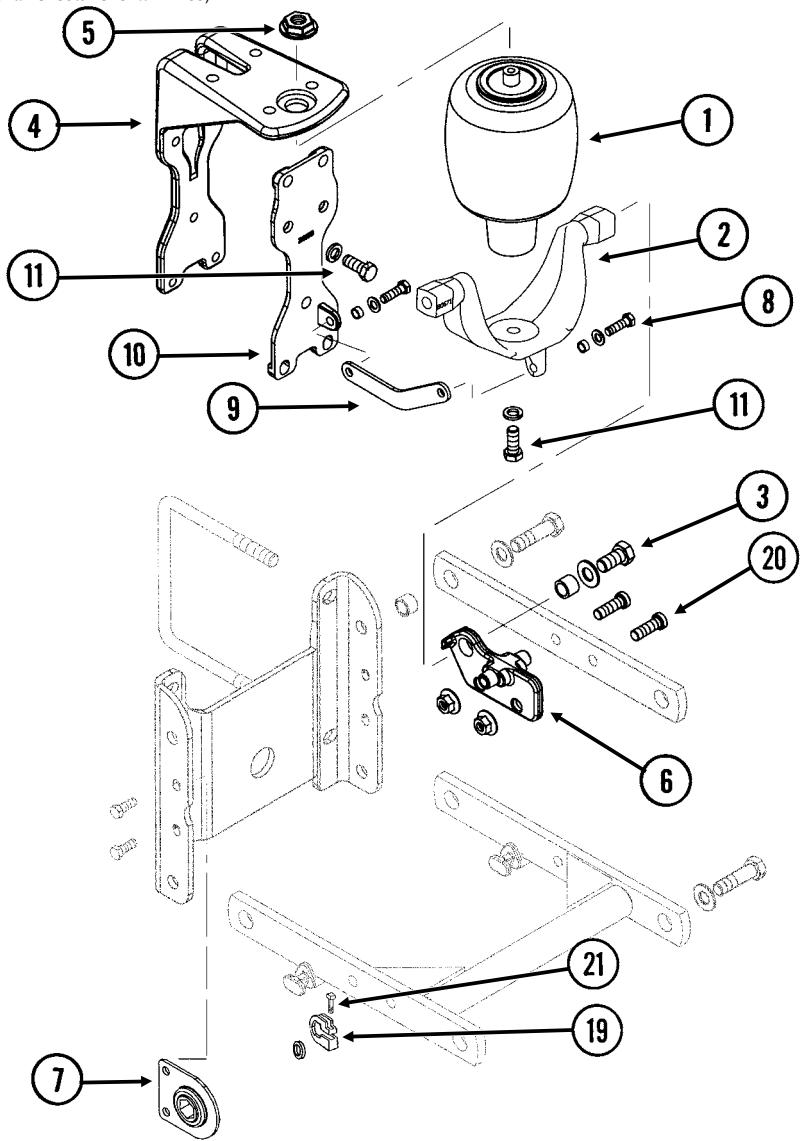
(IP1274)



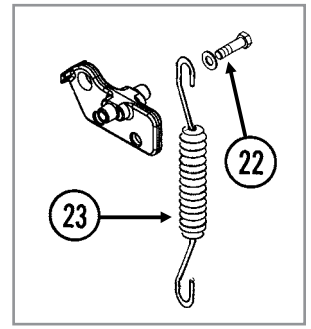
ITEM	PART NO.	QTY. (Per Row)	DESCRIPTION
1	GD24545	2	Stop
	G10003	3	Hex Head Cap Screw, 3/8"-16 x 1 1/2"
	G10108	4	Lock Nut, 3/8"-16
2	G10326	1	Hex Head Cap Screw, 3/8"-16 x 3 3/4"
	G11387	1	Flat Washer, 3/8" SAE
3	G3303-98	-	Chain, No. 41, 98 Pitch Including Connector Link (Mechanical)
	G3303-108	-	Chain, No. 41, 108 Pitch Including Connector Link (Vacuum)
	G3303-16	-	Chain, No. 41, 16 Pitch Including Connector Link (Used W/Row Unit Extension Brackets)
	G3303-114	-	Chain, No. 41, 114 Pitch Including Connector Link (Mechanical - 4 Center Rows Only)
	G3303-124	-	Chain, No. 41, 124 Pitch Including Connector Link (Vacuum - 4 Center Rows Only)
	GR0196	-	Connector Link, No. 41
4	GD11962	1	Idler
5	GD1026	1	Sleeve, 1 3/16" Long
6	G10201	1	Special Washer, 3/8" x 1 1/2" O.D.
7	GD1065	1	Idler Spring
8	GD7318	1	Sleeve, 1" Long
9	GD16245	1	Sun Shade (Rubber)
10	GD11845	1	Dust Cap
11	GD28390	1	Shield
	G10312	2	Carriage Bolt, 5/16"-18 x 3/4"
	G10620	2	Serrated Flange Nut, 5/16"-18
12	---	1	See "Gauge Wheels" on page P11
13	---	1	See "KPM III Electronic Seed Monitor" on page P193 See "Planter Monitor Module (PMM)" on page P199
14	G10438	1	Hex Head Cap Screw, 1/2"-13 x 3/4"
15	GB0265	1	Pivot Link, Depth Adjustment
16	GA10157	1	Shank W/Gauge Wheel Pivot Spindle And Set Screw
17	G11592	1	Hex Head Cap Screw, 3/8"-24 x 2 3/4", Grade 8
	G11591	1	Nylon Lock Nut, 3/8"-24, Grade C
18	G10551	1	Clevis Pin, 1/4" x 2 1/2"
	G10669	1	Hair Pin Clip, No. 22
19	G11015	2	Hex Washer Head Cap Screw, 3/8"-16 x 1 1/4"
20	GB0274	1	Cover, Depth Adjustment
21	GB0266	1	Handle, Depth Adjustment
	GD3612	-	Cap Plug
22	GD10993	1	Spring
23	GB0267	1	Lever, Depth Adjustment
24	GD11259	1	Sleeve, 3/8" I.D. x 5/8" O.D. x 1 25/32" Long
25	G10207	1	Washer, 7/8" O.D. x 1 3/32" I.D. x .134" (If Applicable)
26	GD13361	1	Pin, 3/8" x 1 2/3"
27	GB0285	1	Collar, Depth Adjustment
28	GD29798	1	Chain Guard, Pull Units
29	G10071	1	Serrated Flange Nut, 1/2"-13
30	G10014	1	Hex Head Cap Screw, 1/2"-13 x 1"
31	GD17014	1	Hose Guide, Push Units
32	G10047	1	Hex Head Cap Screw, 3/8"-16 x 1 3/4"
	G11387	2-3	Flat Washer, 3/8" SAE
	G10108	1	Lock Nut, 3/8"-16
33	GD29806	-	Seed Tube Bracket

(RU157c/RU159a/RU157d/A12405)

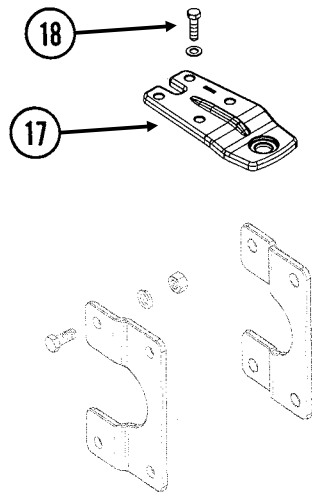
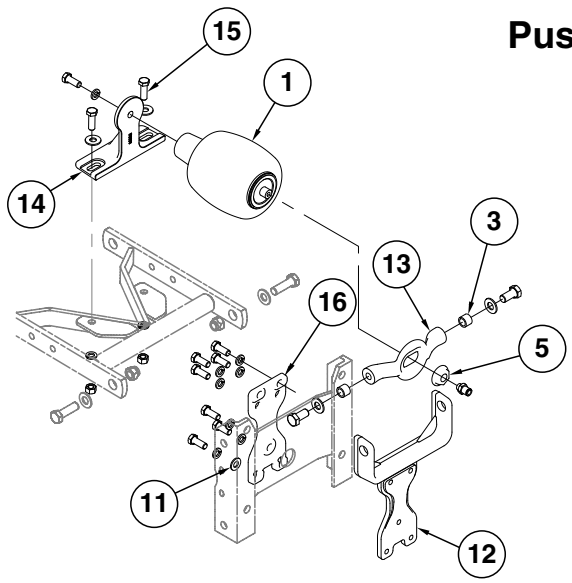
Pull Row Unit Shown



NOTE: Items that are not referenced on this page may be referenced on [page P5](#).

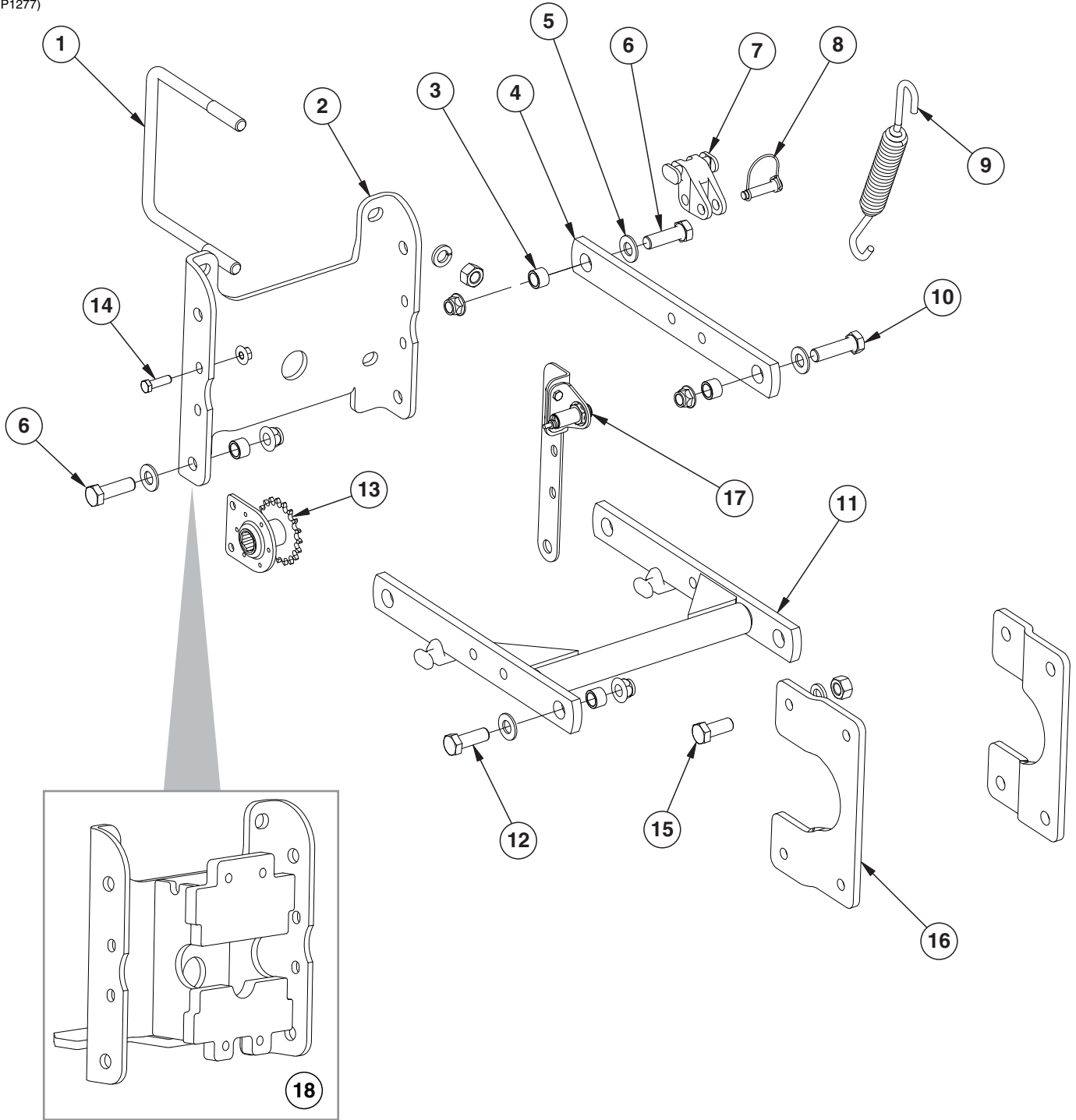


Push Row Unit Shown



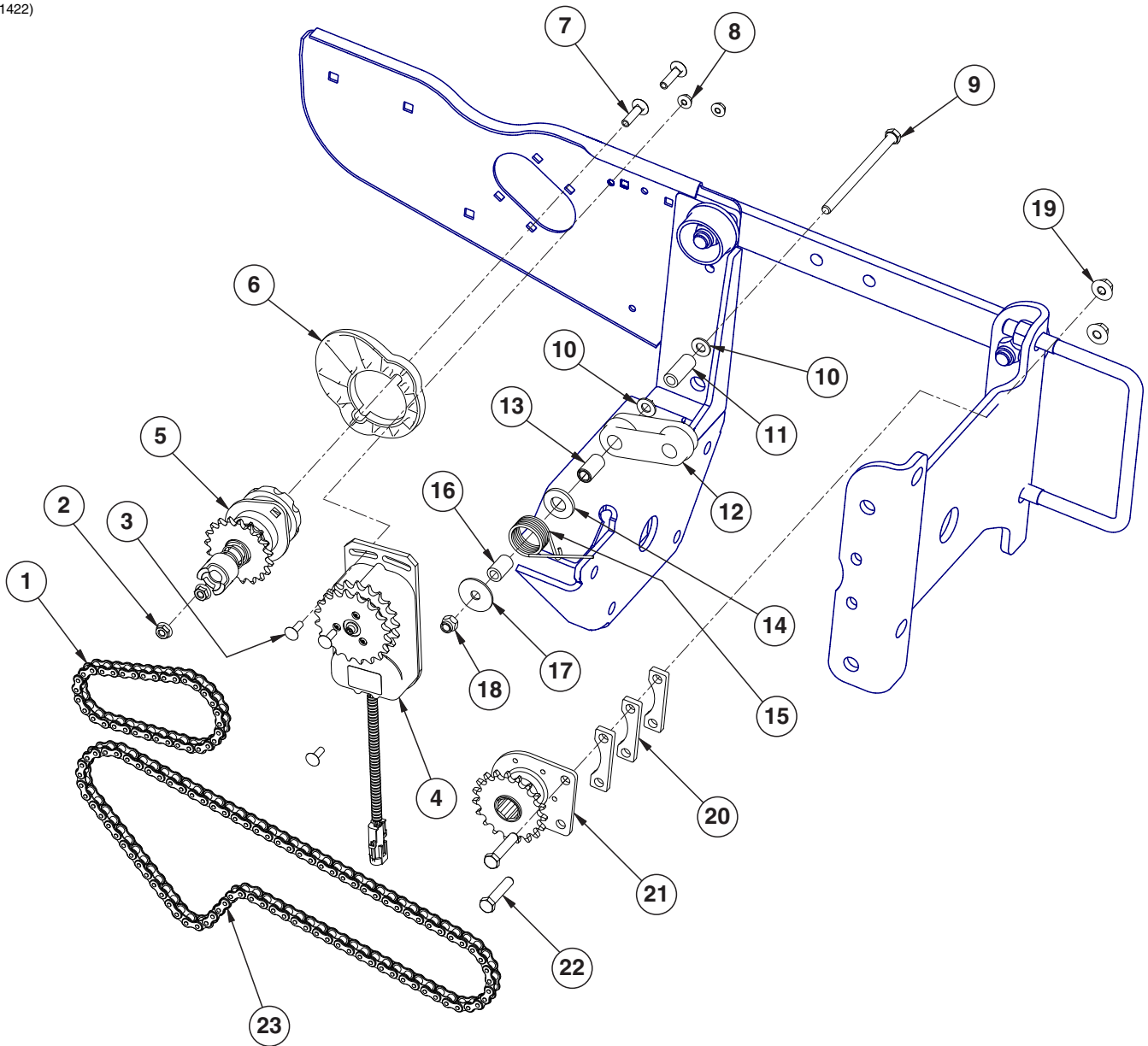
ITEM	PART NO.	QTY. (Per Row)	DESCRIPTION
1	GA11982	1	Air Spring Assembly
	G10037	1	Hex Head Cap Screw, 1/2"-13 x 1 1/4"
	G10228	1	Lock Washer, 1/2"
2	GD23995	1	Saddle
3	G11018	2	Hex Head Cap Screw, 5/8"-18 x 1 1/4"
	G11391	2	Flat Washer, 5/8" SAE
	GD3180-30	2	Sleeve, 7/8" O.D. x 5/8" I.D. x 2 1/2"
4	GB0396	1	Head Mount
5	GB0397	1	Shoulder Nut, 3/4"-16
	GD19092	-	Connector, 3/8" x 1/8" NPT
	GD18011	-	Elbow, 3/8" x 1/8" NPT Extended (used on outer push units)
6	GB0395	2	Bracket
7	GA2180	-	Hanger Bearing, 7/8" Hex Bore
8	G10004	2	Hex Head Cap Screw, 3/8"-16 x 1 1/4"
	G11387	2	Flat Washer, 3/8" SAE
	GD11963-04	2	Spacer, 1/4"
	G10108	2	Lock Nut, 3/8"-16
9	GD17794	1	Link (not applicable with row unit extension brackets)
10	GB0393	1	Plate
11	G10037	7	Hex Head Cap Screw, 1/2"-13 x 1 1/4"
	G11389	2	Flat Washer, 1/2" SAE (Lower Two Holes Only)
	G10228	7	Lock Washer, 1/2"
12	GB0390	1	Yoke Mount
13	GB0392	1	Yoke
14	GB0391	1	Mount
15	G10017	2	Hex Head Cap Screw, 1/2"-13 x 1 1/2"
	G11389	2	Flat Washer, 1/2" SAE
	G10228	2	Lock Washer, 1/2"
	G10102	2	Hex Nut, 1/2"-13
16	GB0389	1	Plate
17	GB0398	1	Extension
18	G10039	4	Hex Head Cap Screw, 1/2"-13 x 1 3/4"
	G11389	4	Flat Washer, 1/2" SAE
	G10111	4	Lock Nut, 1/2"-13
19	GD11045	-	Lock Clamp
20	G11220	-	Hex Socket Cap Screw, 1/2"-13 x 1 1/2"
	G10071	-	Serrated Flange Nut, 1/2"-13
21	G10130	-	Square Head Machine Bolt, 5/16"-18 x 1 3/4"
	G10923	-	Flange Nut, 5/16"-18, No Serration
22	G10438	2	Hex Head Cap Screw, 1/2"-13 x 3/4"
	G11389	-	Flat Washer, 1/2" SAE
23	---	-	See "Parallel Arms, Mounting Support Plate, and Quick Adjustable Down Forces Springs Option" on page P5

(IP1277)



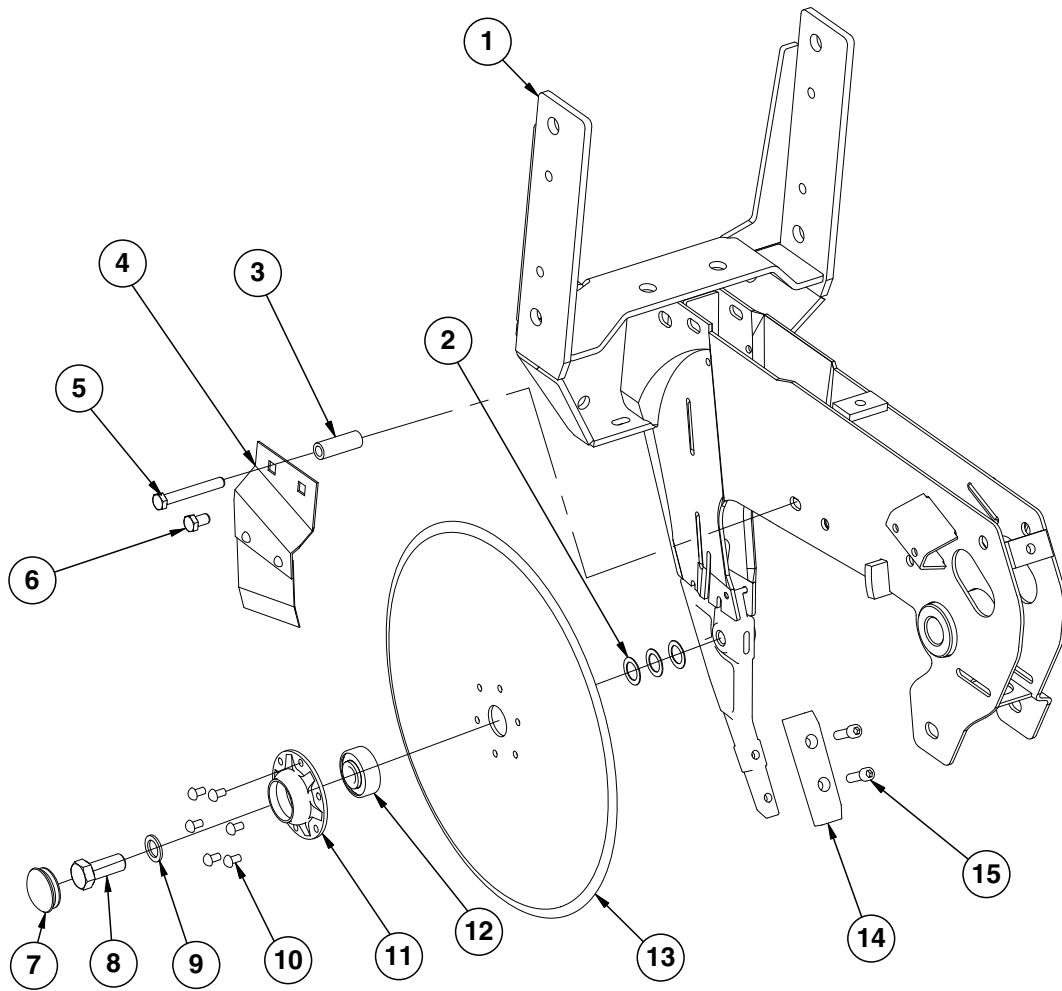
ITEM	PART NO.	QTY. (Per Row)	DESCRIPTION
1	GD1113	2	U-Bolt, 5" x 7" x 5/8"-11
	G10230	4	Lock Washer, 5/8"
	G10104	4	Hex Nut, 5/8"-11
2	GD10036	1	Mounting Support Plate
3	GB0218	8	Bushing, 2 1/32" I.D. x 7/8" O.D. x 1 9/32" Long
4	GD11422	2	Upper Parallel Arm
5	G11391	8	Flat Washer, 5/8" SAE
6	G10732	4	Hex Head Cap Screw, 5/8"-18 x 2"
	G11514	4	Non-Serrated Lock Nut, 5/8"-18
7	GB0186	2	Spring Anchor
8	GD14217	2	Tab Lock Pin, 7/16" x 1 1/2"
9	GD8249	4	Standard Down Pressure Spring
	GD21337		Heavy Duty Down Pressure Spring
10	G10752	2	Hex Head Cap Screw, 5/8"-18 x 2 1/4"
	G11514	2	Non-Serrated Lock Nut, 5/8"-18
11	GA5651	1	Lower Parallel Arm
12	G10751	2	Hex Head Cap Screw, 5/8"-18 x 1 3/4"
	G11514	2	Non-Serrated Lock Nut, 5/8"-18
13	GA1720	1	Bearing/Sprocket, 7/8" Hex Bore
14	G10004	2	Hex Head Cap Screw, 3/8"-16 x 1 1/4"
	G11091	2	Serrated Flange Nut, 3/8"-16
15	G10007	4	Hex Head Cap Screw, 5/8"-11 x 1 1/2"
	G10230	4	Lock Washer, 5/8"
	G10104	4	Hex Nut, 5/8"-11
16	GB0366	2	Extension Bracket
17	GA16830	1	Sensor
	GA16868	1	Implement Switch Adapter Cable
	GD24352	1	Sensor Bracket
	GD24126	1	Implement Switch Bracket, Long
	G11491	2	Washer
	G10110	2	Lock Nut, 1/4"-20, Grade B
	G11385	2	Flat Washer, 1/4" SAE
	G10023	2	Hex Head Cap Screw, 1/4"-20 x 3/4"
18	GA18724	-	Row Unit Mount (Required on 4 Center Row Units When Using Frame Mounted Coulters with Residue Wheels Along with GB0366 Extension Bracket)
A	G6325X	-	U-Bolt Package For 5" x 7" Toolbar, Includes: (2) GD1113, (4) G10230, (4) G10104
B	G1K528	-	Implement Switch Kit, Includes: (1)A16868, (1)A16829, and (1)IS826 (Replaces GA13593)

(IP1422)



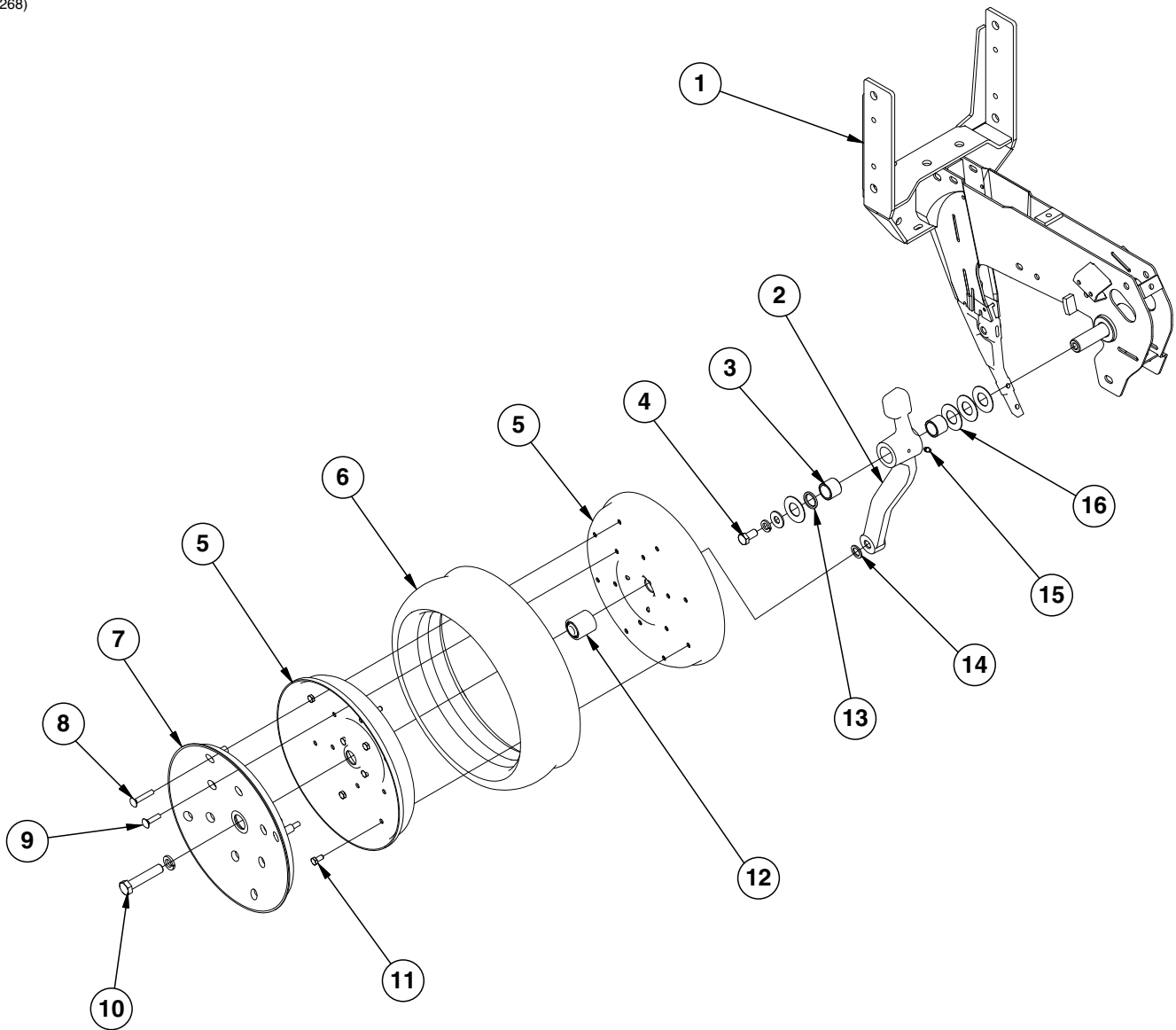
ITEM	PART NO.	QTY. (Per Row)	DESCRIPTION
1	G3303-34	1	Chain, No. 41, 34 Pitch Including Connector Link (Mechanical)
	G3303-44	-	Chain, No. 41, 44 Pitch Including Connector Link (Vacuum)
2	G10620	2	Serrated Flange Nut, 5/16"-18
3	G10310	3	Carriage Bolt, 1/4"-20 x 3/4", Grade 2
4	GA16374	1	Electric Clutch
5	GA10151	1	Seed Meter Clutch Assembly, 11/19 Tooth (Mechanical)
	GA20640	-	Seed Meter Clutch Assembly, 11/28 Tooth (Vacuum)
6	GB0331	1	Clutch Adapter Plate
7	G10338	2	Carriage Bolt, 5/16"-18 x 1 1/4"
8	G10621	3	Serrated Flange Nut, 1/4"-20
9	G10687	1	Hex Head Cap Screw, 3/8"-16 x 5 1/2"
10	G11387	2	Flat Washer, 3/8" SAE
11	GD23773	1	Chain Idler Spacer
12	GD11962	1	Idler
13	GD1026	1	Sleeve, 1 3/16" Long
14	G11391	1	Flat Washer, 5/8" SAE
15	GD1065	1	Idler Spring
16	GD7318	1	Sleeve, 1" Long
17	G10201	1	Special Washer, 3/8" x 1 1/2" O.D.
18	G10901	1	Lock Nut, 3/8"-16
19	G11091	3	Serrated Flange Nut, 3/8"-16
20	GD23774	3	Spacer
21	GA1720	1	Bearing/Sprocket, 7/8" Hex Bore
22	G10047	2	Hex Head Cap Screw, 3/8"-16 x 1 3/4"
23	G3303-88	1	Chain, No. 41, 88 Pitch Including Connector Link (Pull Row Unit)
	G3303-103	4	Chain, No. 41, 103 Pitch Including Connector Link (4 Center Row Units Only)

(IP1272)



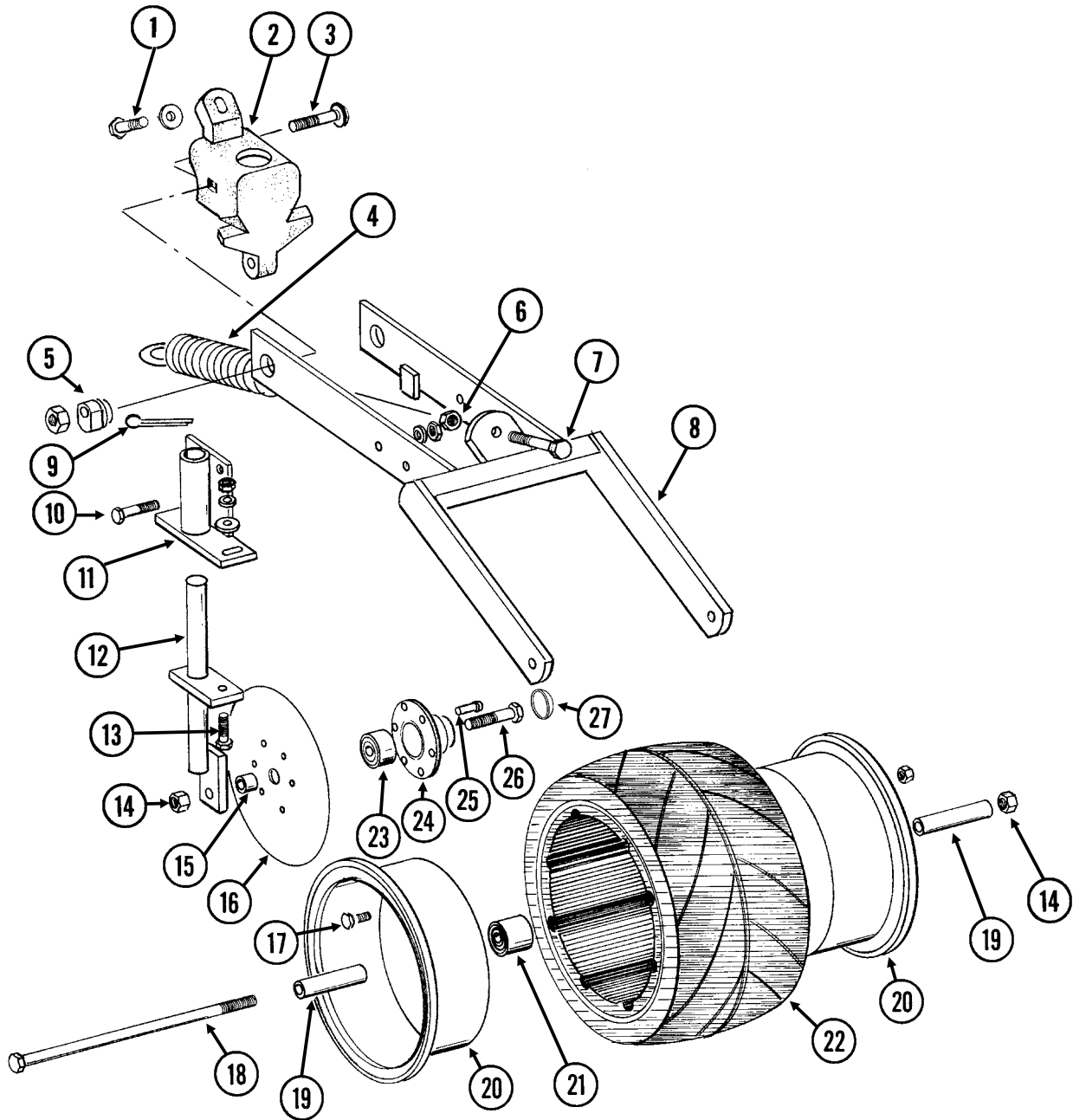
ITEM	PART NO.	QTY. (Per Row)	DESCRIPTION
1	---	-	See "Shank Assembly, Seed Tube, and Depth Adjustment" on page P1
2	GD30725	-	Machine Bushing, 5/8" (.030" Thick)(As Required)
3	GD2971-26	1	Sleeve, 3/8" I.D x 5/8" O.D. x 1.63" Long
4	GA2012R GA2012L	1 -	Disc Scraper, R.H. Disc Scraper, L.H. (Shown)
5	G10325 G10622	1 1	Hex Head Cap Screw, 3/8"-16 x 2 3/4" Serrated Flange Nut, 3/8"-16
6	G10328 G10622	2 1	Hex Head Cap Screw, 3/8"-16 x 5/8" Serrated Flange Nut, 3/8"-16
7	GD11845	2	Dust Cap
8	GD11017	1	Special Hex Head Cap Screw, 5/8"-11 x 1 1/2", L.H. Threads
9	G10204	2	Special Machine Bushing, 5/8" x 1" O.D.
10	G10427	12	Rivet, 1/4" x 1/2"
11	GD10473	2	Bearing Housing
12	GA2014	2	Bearing
13	GD11306	2	Disc Blade, 3.5 mm x 15"
14	GB0301	1	Seed Tube Guard/Inner Scraper
15	G10912	2	Hex Socket Head Cap Screw, 5/16"-18 x 1", Grade 8
A	GA8324	-	Disc Blade/Bearing Assembly, Less Dust Cap (Items 10-13)

(IP1268)



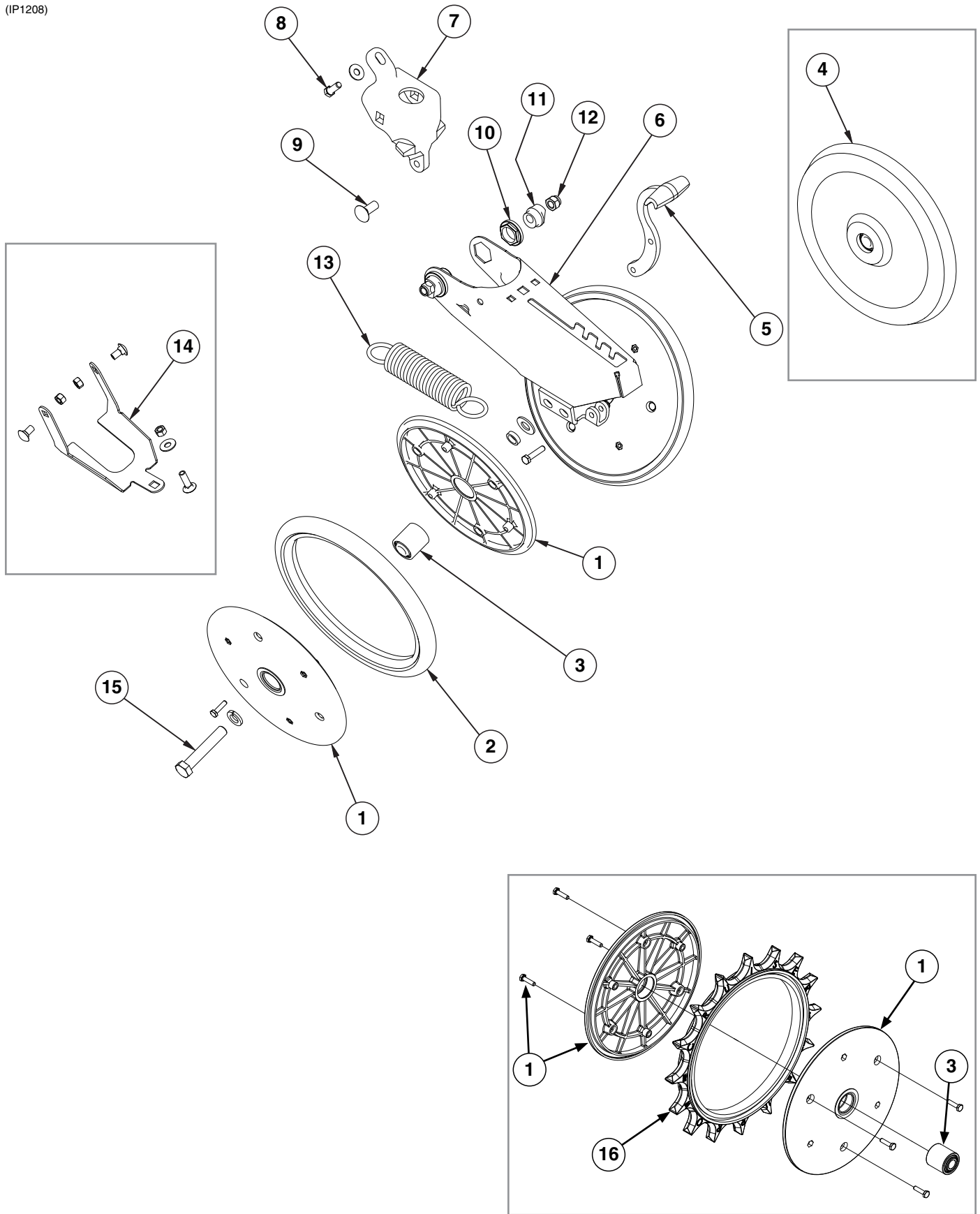
ITEM	PART NO.	QTY. (Per Row)	DESCRIPTION
1	---	-	See "Shank Assembly, Seed Tube, and Depth Adjustment" on page P1
2	GA7975	1	Wheel Arm W/Grease Fitting, Bushings And Seals, L.H. (Shown) (Includes Items 3 and 13)
	GA7976	1	Wheel Arm W/Grease Fitting, Bushings And Seals, R.H. (Includes Items 3 and 13)
3	GB0276	2	Bushing, 1" I.D. x 1 1/4" O.D. x 1" Long (Per Arm)
4	G10014	1	Hex Head Cap Screw, 1/2"-13 x 1"
	G10228	2	Lock Washer, 1/2"
	G10216	2	Washer, 1/2" USS
5	GD31466	4	Half Wheel (Black)
6	GD1086	2	Tire
7	GD11453	2	Cover
8	G10924	8	Carriage Bolt, 5/16"-18 x 1 3/4"
	G10620	8	Serrated Flange Nut, 5/16"-18
9	G10338	12	Carriage Bolt, 5/16"-18 x 1 1/4"
	G10620	12	Serrated Flange Nut, 5/16"-18
10	G10010	2	Hex Head Cap Screw, 5/8"-11 x 3"
11	G10018	14	Hex Head Cap Screw, 5/16"-18 x 5/8"
	G10109	14	Lock Nut, 5/16"-18, Grade 8
12	GA6171	2	Bearing
13	GD10991	2	Seal (Per Arm)
14	G10204	2	Special Machine Bushing, 5/8" x 1" O.D.
15	G10640	1	Grease Fitting, 1/4"-28 (Per Arm)
16	G10940	-	Machine Bushing, 1" (.048" Thick)
A	GA7949	-	Gauge Wheel Complete (Items 5-9 And 11-12)
B	G1K296	-	Gauge Wheel Arm Bushing And Seal Driver Kit, Includes: (1) Seal Driver, (1) Bushing Driver, (1) Instruction

RUA054/RUB026(RU94d)



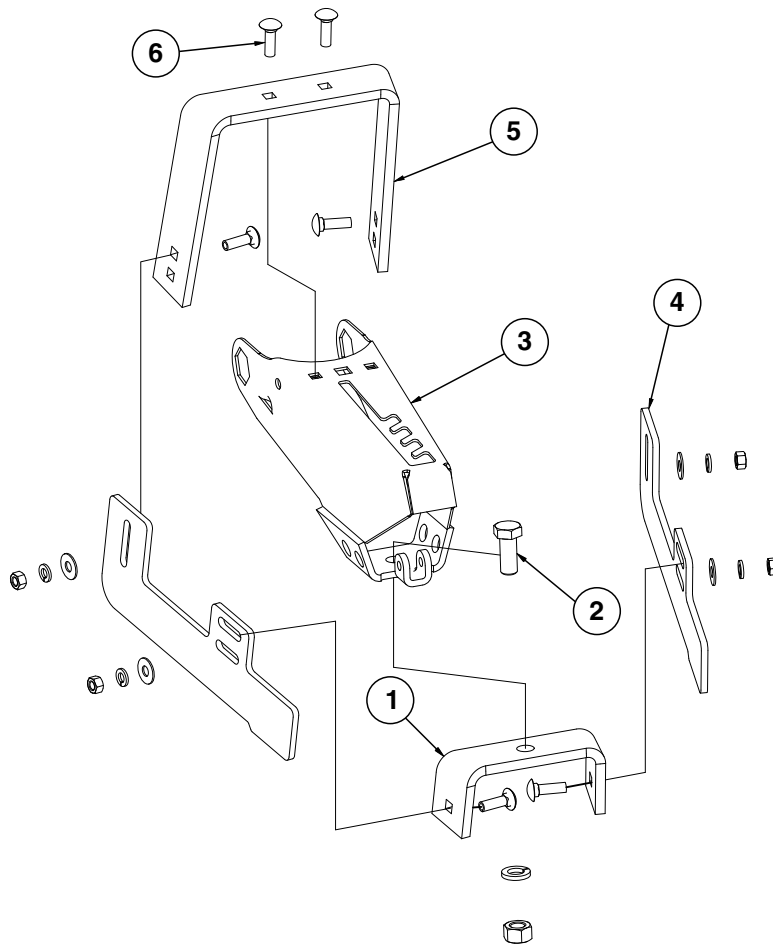
ITEM	PART NO.	QTY. (Per Row)	DESCRIPTION
1	G10001	1	Hex Head Cap Screw, 3/8"-16 x 1"
	G11387	1	Flat Washer, 3/8" SAE
2	GB0268	1	Wheel Arm Stop
3	G11419	2	Carriage Bolt, 1/2"-13 x 2 1/4"
	G10315	-	Carriage Bolt, 1/2"-13 x 2 1/2" (Used W/Straight Drop In-Furrow Granular Chemical Bracket)
	G10102	2	Hex Nut, 1/2"-13
4	GA2054	1	Spring
5	GB0239	2	Eccentric Bushing
6	G10102	1	Hex Nut, 1/2"-13
7	G10015	1	Adjusting Bolt, 1/2"-13 x 5"
8	GA6619	1	Mounting Arm
9	G10463	2	Cotter Pin, 1/4" x 1 1/2"
10	G10171	4	Hex Head Cap Screw, 5/16"-18 x 1 1/4"
	G10232	4	Lock Washer, 5/16"
	G10106	4	Hex Nut, 5/16"-18
11	GA6620	2	Bracket
12	GA6618	2	Mount
13	G10303	2	Carriage Bolt, 5/16"-18 x 1"
	G11386	2	Flat Washer, 5/16" SAE
	G10232	2	Lock Washer, 5/16"
	G10106	2	Hex Nut, 5/16"-18
14	G10107	3	Lock Nut, 5/8"-11
15	GD1109	2	Bushing, 4 1/64" I.D. x 7/8" O.D. x 1/4" Long
16	GD9290	2	Disc Blade, 8"
17	G10018	7	Hex Head Cap Screw, 5/16"-18 x 5/8"
	G10109	7	Lock Nut, 5/16"-18, Grade 8
18	G10152	1	Hex Head Cap Screw, 5/8"-11 x 9"
19	GD3180-12	2	Sleeve, 5/8" I.D. x 7/8" O.D. x 2 7/8" Long
20	GD9562	2	Half Wheel
21	GA6171	1	Bearing
22	GD9305	1	Tire
23	GA2014	2	Bearing
24	GD10473	2	Bearing Housing
25	G10427	12	Rivet, 1/4" x 1/2"
26	G10006	2	Hex Head Cap Screw, 5/8"-11 x 2 1/4"
27	GD11845	2	Dust Cap
A	GA6733	-	Single Press Wheel Complete W/Bearing (Items 17 And 20-22)
B	GA6801	-	Covering Disc Blade Complete W/Bearing (Items 16 And 23-25)

(IP1208)



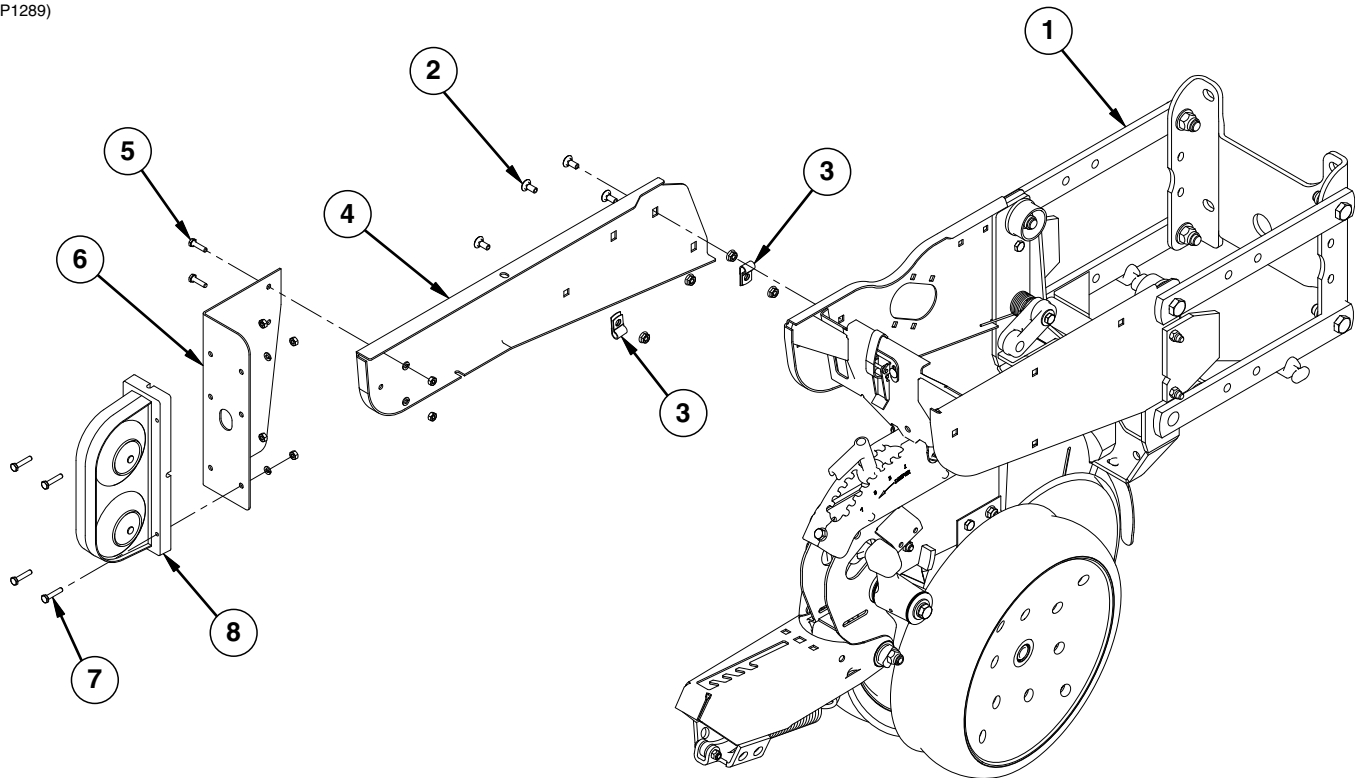
ITEM	PART NO.	QTY. (Per Row)	DESCRIPTION
1	GD9120	4	Nylon Half Wheel
	G10064	12	Hex Head Cap Screw, 1/4"-20 x 1"
2	GD1085	2	Rubber Tire, 1" x 12"
3	GA6171	2	Bearing
4	GA6597	1	Cast Iron Closing Wheel W/Bearing
	GA6171	1	Bearing
5	GB0254	1	Lever
	G10133	1	Hex Head Cap Screw, 5/16"-18 x 1 1/2"
	G10109	1	Lock Nut, 5/16"-18, Grade 8
6	GA15197	1	Arm
7	GB0268	1	Wheel Arm Mount
8	G10001	1	Hex Head Cap Screw, 3/8"-16 x 1"
	G11387	2	Flat Washer, 3/8" SAE
9	G11419	2	Carriage Bolt, 1/2"-13 x 2 1/4"
	G10315	-	Carriage Bolt, 1/2"-13 x 2 1/2" (Used W/Straight Drop In-Furrow Granular Chemical Bracket)
	G11387	-	Flat Washer, 3/8" SAE
10	GB0282	2	Stepped Bushing
11	GB0239	2	Eccentric Bushing
12	G10111	2	Lock Nut, 1/2"-13
13	GD8460	1	Spring
14	G1K345	-	Closing Wheel Shield Kit W/Hardware and Instruction
	GD26146	1	Closing Wheel Shield (Included W/G1K345)
	G10599	1	Carriage Bolt, 3/8"-16 x 1 1/4" (Included W/G1K345)
	G10308	2	Carriage Bolt, 3/8"-16 x 3/4" (Included W/G1K345)
	G10101	3	Hex Nut, 3/8"-16 (Included W/G1K345)
15	G10013	2	Hex Head Cap Screw, 5/8"-11 x 3 1/2"
	G11391	2	Flat Washer, 5/8" SAE
	GD1109	2	Bushing, 4 1/64" I.D. x 7/8" O.D. x 1/4" Long
	G10230	2	Lock Washer, 5/8"
	G10107	2	Lock Nut, 5/8"-11
16	GD31353MPP	2	Spiked Wheel Insert (Package of 2)
A	GA6434	-	Rubber Closing Wheel Complete W/Bearing (Items 1-3)
B	GA22165	-	Spiked Closing Wheel Complete W/Bearing (Items 1, 3, and 16)

(IP1202)



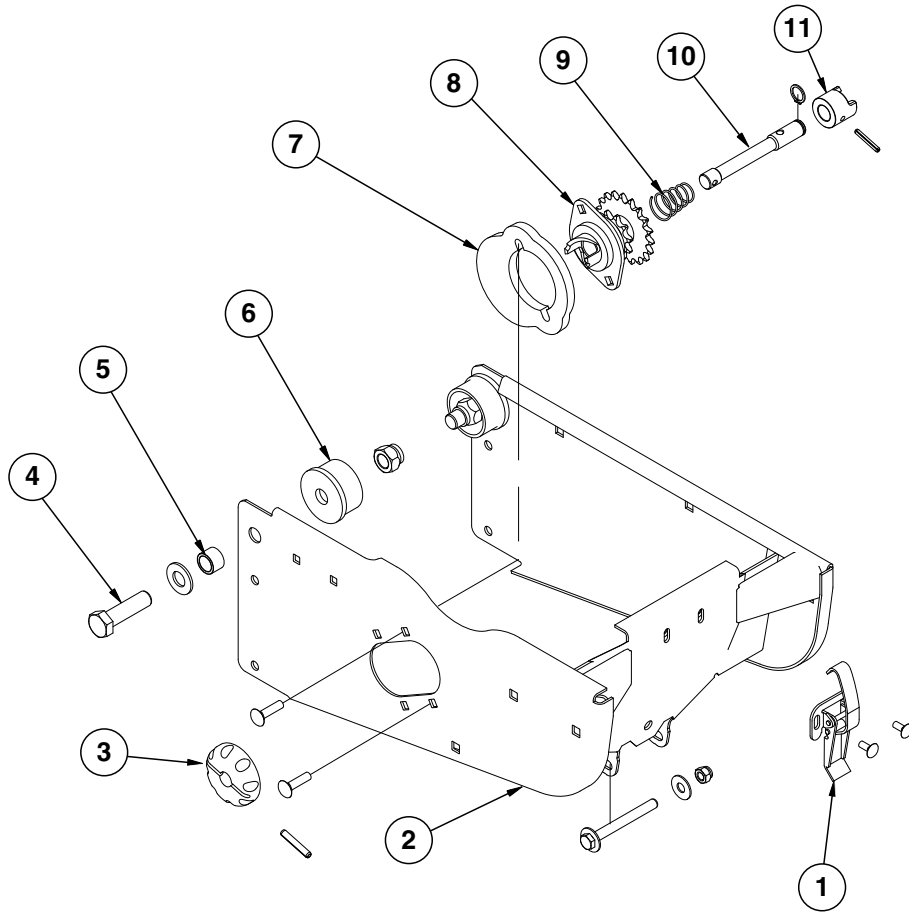
ITEM	PART NO.	QTY. (Per Row)	DESCRIPTION
1	GD11509	1	Rear Bracket
2	G10007	1	Hex Head Cap Screw, 5/8"-11 x 1 1/2"
	G10230	1	Lock Washer, 5/8"
	G10104	1	Hex Nut, 5/8"-11
3	GA15197	1	Arm
4	GD11313	2	Blade
5	GD11508	1	Front Bracket
6	G10599	6	Carriage Bolt, 3/8"-16 x 1 1/4"
	G10229	6	Lock Washer, 3/8"
	G11387	6	Flat Washer, 3/8" SAE
	G10101	6	Hex Nut, 3/8"-16
A	G7566X	-	Drag Closing Attachment Complete (Items 1-6)

(IP1289)



ITEM	PART NO.	QTY.	DESCRIPTION
1	---	-	See "Shank Assembly, Seed Tube, and Depth Adjustment" on page P1 See "Parallel Arms, Mounting Support Plate, and Quick Adjustable Down Forces, Springs Option" on page P5 See "Hopper Support and Meter Drive" on page P19
2	G10312	4	Carriage Bolt, 5/16"-18 x 3/4"
	G10620	4	Serrated Flange Nut, 5/16"-18
3	GD6291	2	Insulated Clamp, 3/8"
4	GD15950	1	Light Mount Extension
5	G10064	2	Hex Head Cap Screw, 1/4"-20 x 1"
6	GD12724	1	Bracket
7	G10064	4	Hex Head Cap Screw, 1/4"-20 x 1"
	G10110	4	Lock Nut, 1/4"-20, Grade B
8	---	-	See "Electrical Components" on page P191

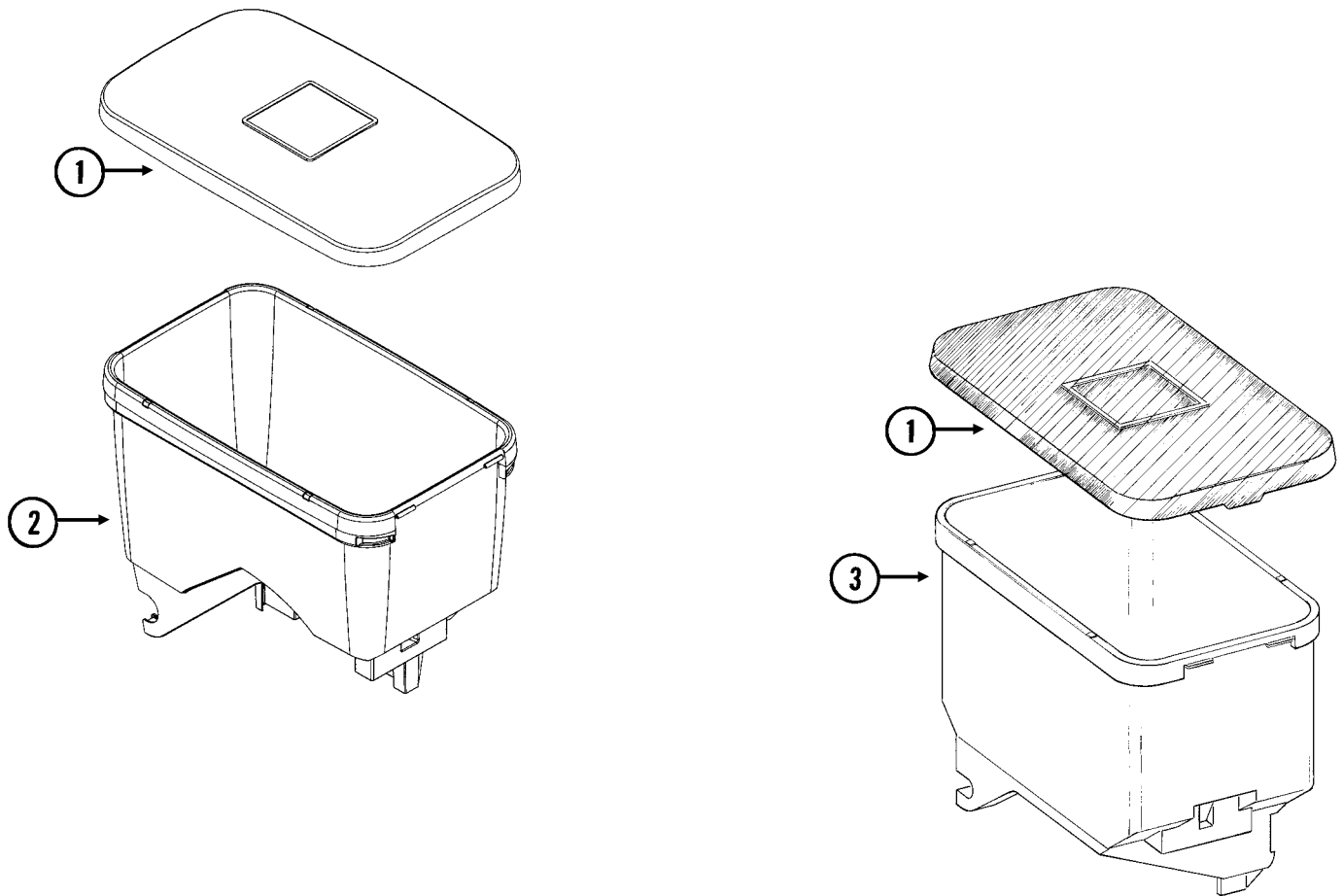
(IP1209)



ITEM	PART NO.	QTY. (Per Row)	DESCRIPTION
1	GA2007	1	Hopper Hold Down Latch
	G10621	2	Serrated Flange Nut, 1/4"-20
	G10309	2	Carriage Bolt, 1/4"-20 x 5/8", Grade 2
2	GA10155	1	Hopper Support
	G10061	1	Hex Head Cap Screw, 3/8"-16 x 3 1/2"
	G11387	2	Flat Washer, 3/8" SAE
	G10108	1	Lock Nut, 3/8"-16
3	GD11239	1	Knob
4	G10752	2	Hex Head Cap Screw, 5/8"-18 x 2 1/4"
	G11391	2	Flat Washer, 5/8" SAE
	G10412	2	Lock Nut, 5/8"-18
5	GB0218	2	Bushing, 2 1/32" I.D. x 7/8" O.D. x 1 9/32" Long
6	GB0314	2	Hopper Mount
7	GB0331	1	Clutch Adapter Plate
	G10620	2	Serrated Flange Nut, 5/16"-18
	G10338	2	Carriage Bolt, 5/16"-18 x 1 1/4"
8	GA10137	1	Double Sprocket And Bearing, Drive Clutch, 11/19 Tooth (Mechanical)
	GA12143	1	Double Sprocket And Bearing, Drive Clutch, 11/28 Tooth (Vacuum)
9	GD11413	1	Spring
10	GD29507	1	Clutch Shaft
	G10567	1	External Retaining Ring, 5/8"
11	GB0278	1	Coupler
	G10602	1	Spring Pin, 1/4" x 1 1/2"
A	GA20640	-	Seed Meter Clutch Assembly, 11/28 Tooth (Items 3 And 8-11) (Vacuum Shown)
B	GA10151	-	Seed Meter Clutch Assembly, 11/19 Tooth (Items 3 And 8-11)

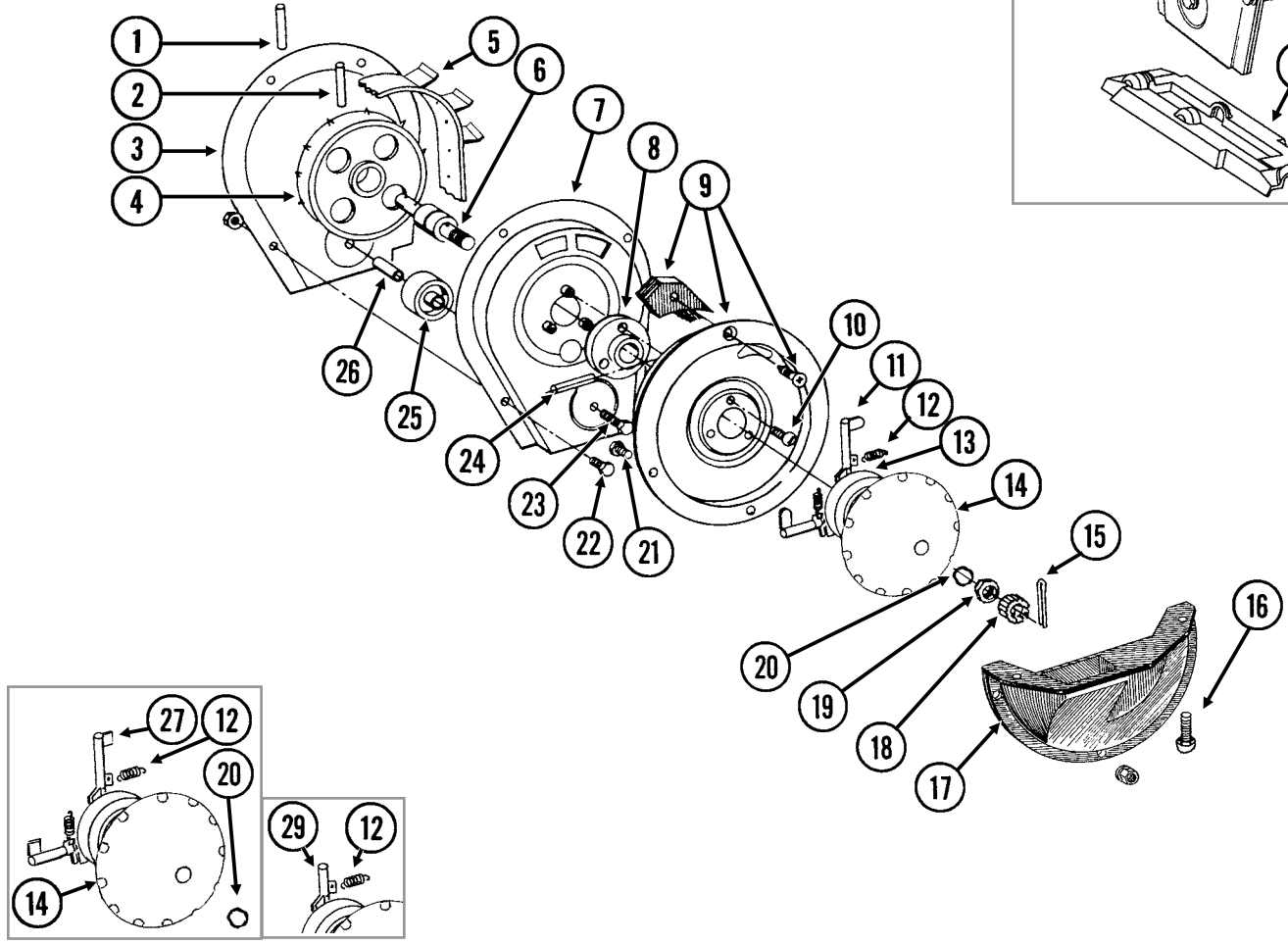
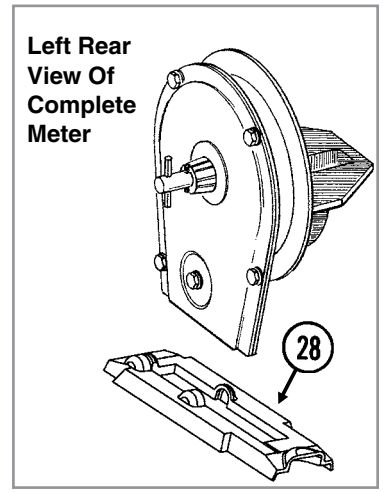
This page left blank intentionally.

(METR12/RU87e)



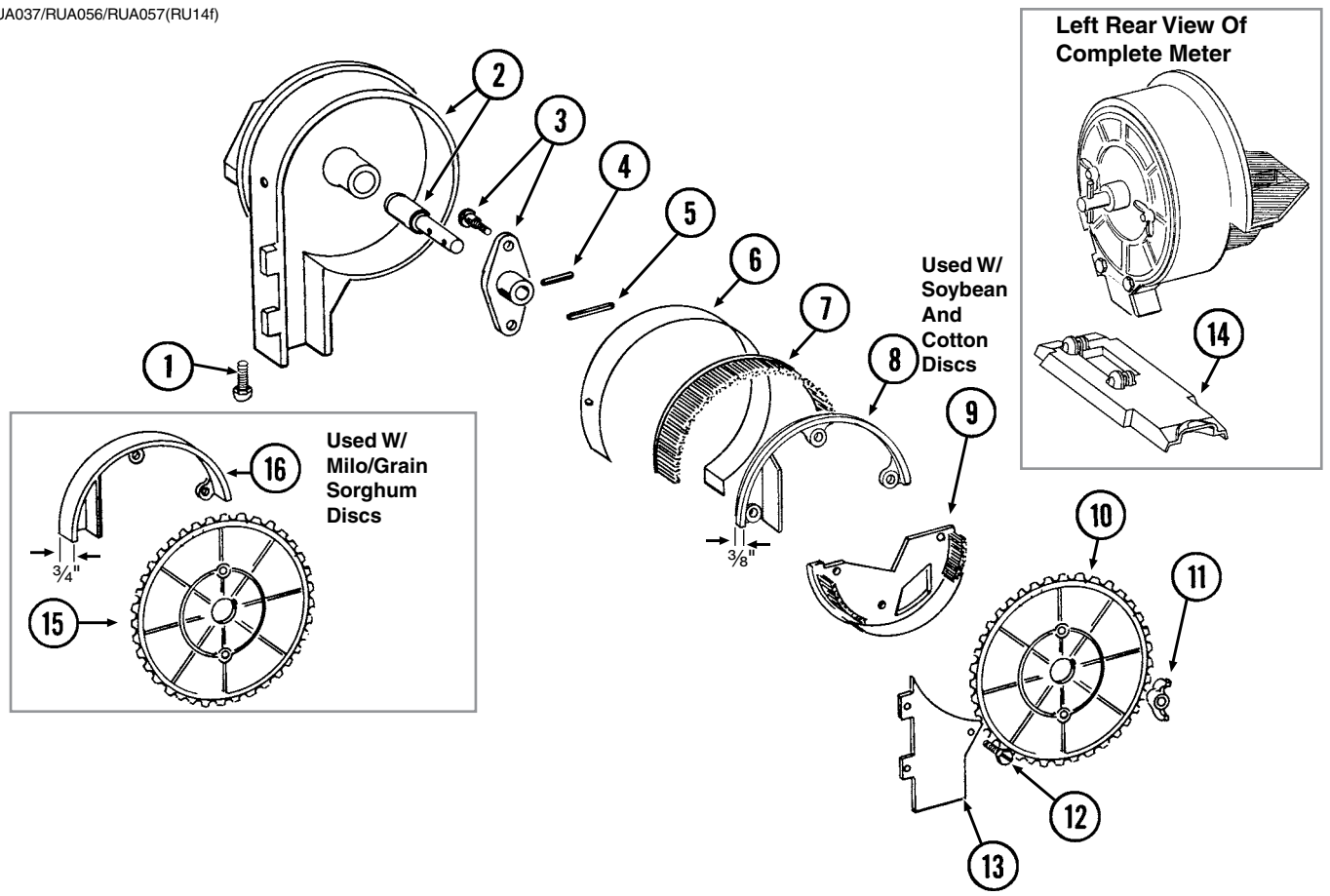
ITEM	PART NO.	QTY.	DESCRIPTION
1	GD11279	1	Lid
2	GA20254	1	Seed Hopper (Vacuum)
	GD12561	-	Threaded Insert, 5/16"-18 (Included W/GA20254)
3	GA9714	1	Seed Hopper, Reinforced (Mechanical)
	GD12561	-	Threaded Insert, 5/16"-18 (Included W/GA20254)

RUA015/RUA056/RUA057(RU13k/RU13d)



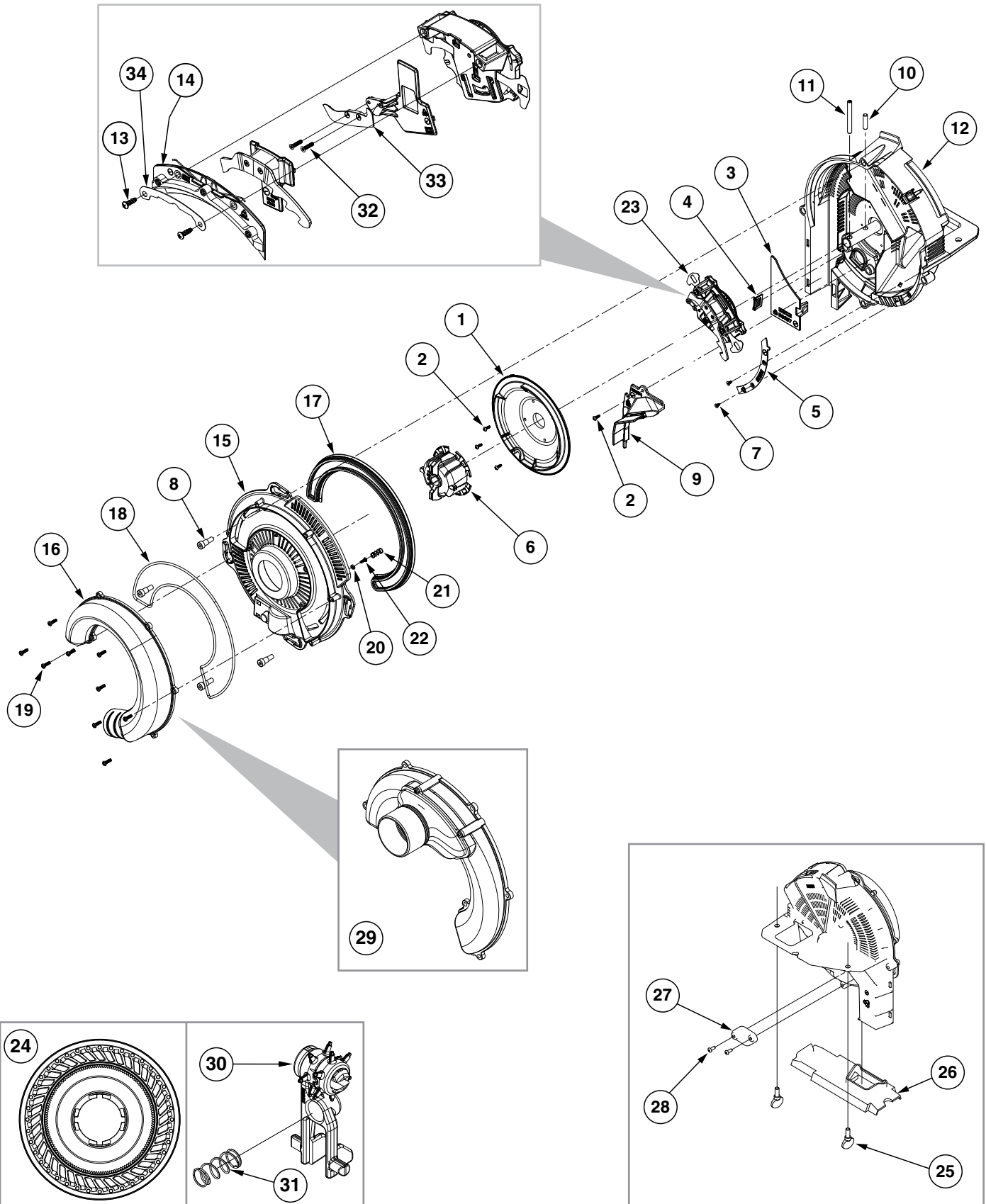
ITEM	PART NO.	QTY. (Per Row)	DESCRIPTION
1	G10602	1	Spring Pin, 1/4" x 1 1/2"
2	G10604	1	Spring Pin, 3/16" x 1 1/2"
3	GD26419	1	Housing Cover
4	GD1041	1	Belt Drive Sprocket
5	GD11286	1	Seed Belt
6	GA2019	1	Bearing
7	GA18201	1	Conveyor Housing
8	GB0110	1	Bearing Housing
9	GR1569	-	Carrier Plate W/Brush and Screw (Corn)
	GR0664	-	Carrier Plate W/Brush and Screw (Sunflower)
	GA2020	-	Brush
	G10690	-	Rolling Thread Screw, No. 10 x 3/4"
10	G10401	3	Slotted Hex Washer Head Screw, No. 10-32 x 5/8"
11	GD18704	12	Finger, Corn
12	GD19790	12	Spring
13	GB0410	1	Cam
14	GD11528	1	Finger Holder
15	G10470	1	Cotter Pin, 5/32" x 1"
16	G11009	2	Locking Thumbscrew, 5/16"-18 x 3/4"
17	GD11311	1	Seed Baffle
18	GD1083	1	Cover Nut
19	G10500	1	Jam Nut, 5/8"-18 UNF
20	GA8343	1	Wave Washer, 5/8" (Triple Wave)
21	G10020	3	Hex Head Cap Screw, 1/4"-20 x 5/8"
	G10323	3	Hex Flange Nut, 1/4"-20, No Serrations
22	G10022	4	Hex Head Cap Screw, 1/4"-20 x 1/2"
	G10621	4	Serrated Flange Nut, 1/4"-20
23	G10021	1	Hex Head Cap Screw, 1/4"-20 x 1 1/2"
	G10621	1	Serrated Flange Nut, 1/4"-20
24	G10603	1	Spring Pin, 1/4" x 1 1/4"
25	GD1042	1	Idler
26	GB0120	1	Bushing, 1 7/64" I.D. x 1 1/32" Long
27	GD19333	12	Finger, Oil Sunflower
28	GD15698	1	Shank Cover, Finger Pickup Seed Meter
29	GD11787	-	Half Rate Blank Finger
A	GR1848	-	Finger Assembly, Corn (Items 11-14 and 20)
B	GR2154	-	Finger Assembly, Oil Sunflower (Items 12, 14, 20, 27, and 30)
C	700-01078	-	Corn Meter (Items 1-26 and 28)

RUA037/RUA056/RUA057(RU14f)



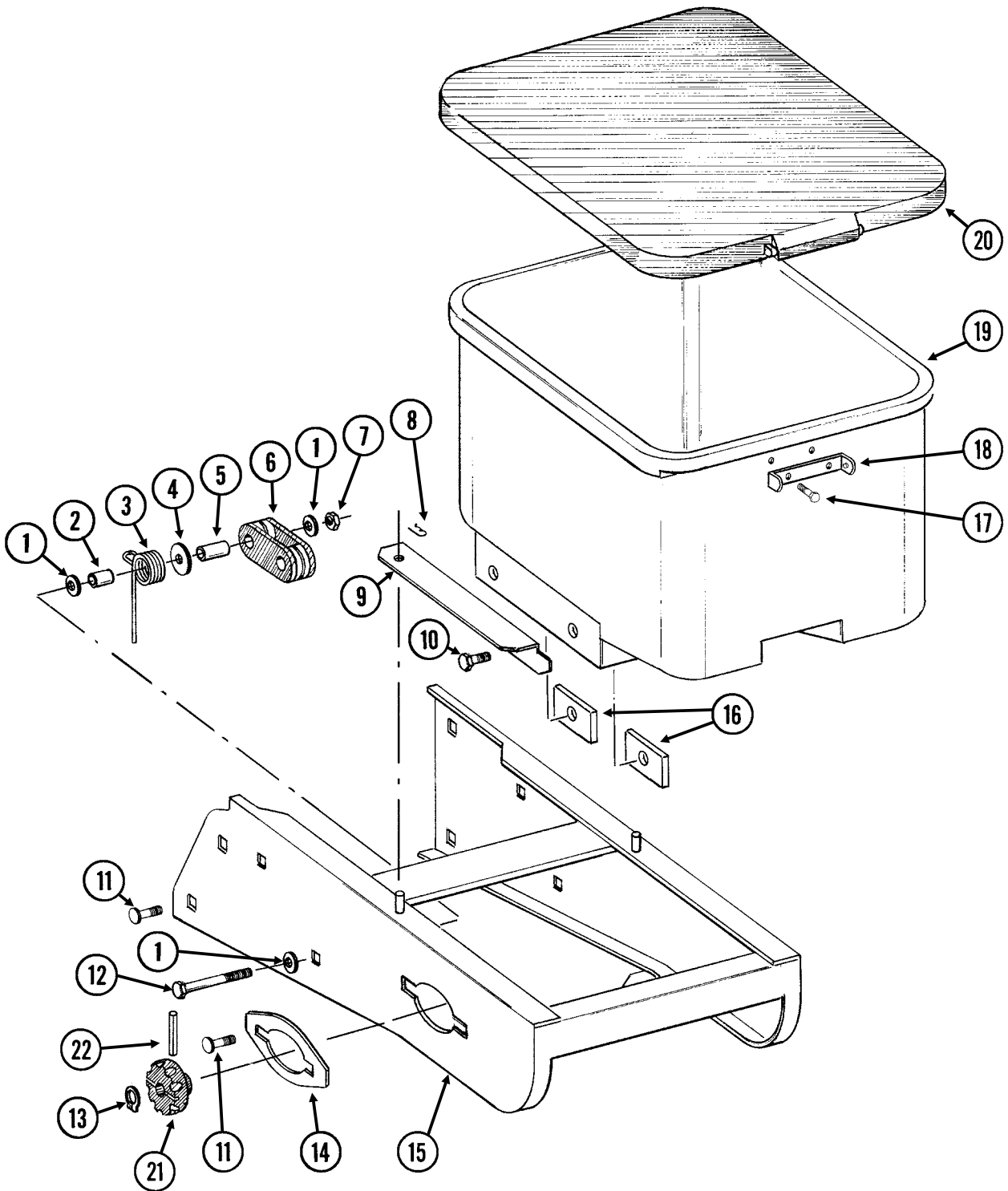
ITEM	PART NO.	QTY. (Per Row)	DESCRIPTION
1	G11009	2	Locking Thumbscrew, 5/16"-18 x 3/4"
2	GA18208	1	Housing W/Bearing
	GA5698	-	Bearing (Included W/GA18208)
3	GA6038	1	Hub W/Shoulder Bolts
	GD1755	-	Shoulder Bolt, 1/4"-20 (2 Used) (Included W/GA6038)
4	G10603	1	Spring Pin, 1/4" x 1 1/4"
5	G10602	1	Spring Pin, 1/4" x 1 1/2"
6	GD8778	1	Wear Strip
7	GA5699	1	Upper Brush
8	GD11122	1	Upper Brush Retainer (Used W/Soybean and Cotton Discs)
9	GA5834	1	Lower Brush
10	GA5794	-	Seed Disc, Soybean, 60 Cell, Black Color-Coded
	GA6184	-	Seed Disc, Specialty Soybean, 48 Cell, Dark Blue Color-Coded
	GA5796	-	Seed Disc, Cotton, Acid-Delinted, 30 Cell, White Color-Coded
	GA6168	-	Seed Disc, Large Cotton, Acid-Delinted, 36 Cell, Tan Color-Coded
	GA6478	-	Seed Disc, High-Rate Cotton, Acid-Delinted, 48 Cell, Light Green Color-Coded
	GA6182	-	Seed Disc, Hill-Drop Cotton, Acid-Delinted, 12 Cell, Brown Color-Coded
	GA7255	-	Seed Disc, Small Hill-Drop Cotton, Acid-Delinted, 12 Cell, Dark Green Color-Coded
11	G10531	2	Wing Nut W/Nylon Insert, 1/4"-20
12	G11151	9	Hex Washer Head Screw, No. 10-16 x 1/2"
	G10634	-	Slotted Tap Screw, No. 10-24 x 5/8" (Use As Required)
13	GD7878	1	Cover
14	GD15699	1	Shank Cover, Brush-Type Seed Meter
15	GA5982	-	Seed Disc, Small Milo/Grain Sorghum, 30 Cell, Red Color-Coded
	GA6187	-	Seed Disc, Large Milo/Grain Sorghum, 30 Cell, Light Blue Color-Coded
	GA5795	-	Seed Disc, High-Rate Small Milo/Grain Sorghum, 60 Cell, Red Color-Coded
	GA6633	-	Seed Disc, High-Rate Large Milo/Grain Sorghum, 60 Cell, Yellow Color-Coded
16	GD8237	-	Upper Brush Retainer (Used W/Milo/Grain Sorghum Discs)
A	700-01079	-	Brush Meter (Items 1-9 and 11-14)

(IP1507)



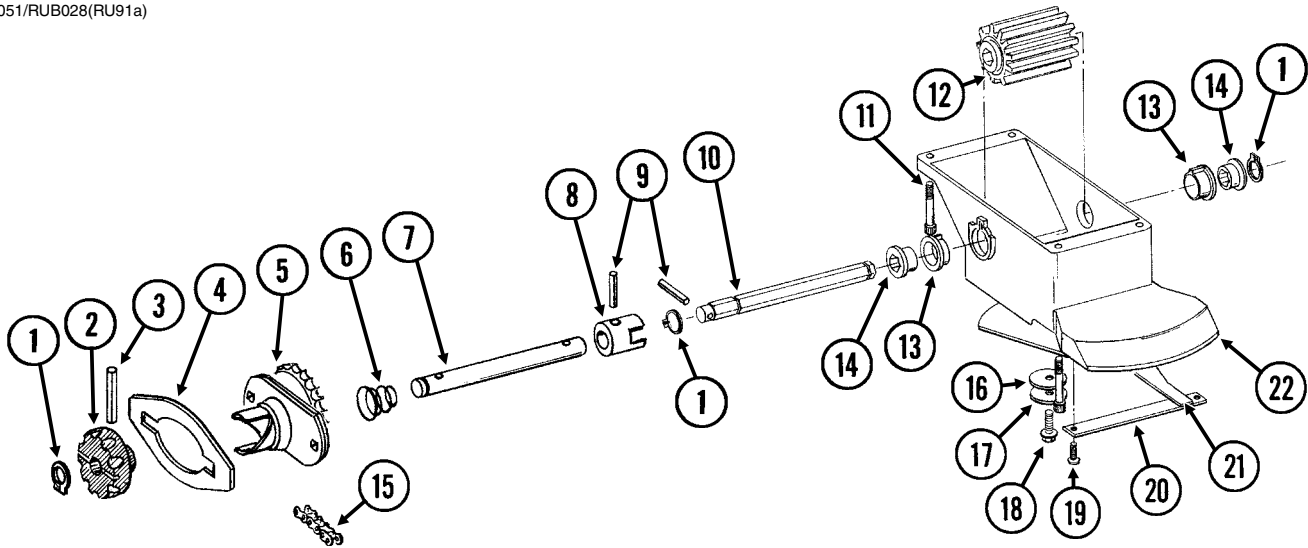
ITEM	PART NO.	QTY.	DESCRIPTION
1	GB0815	1	Shield
2	G11619	4	Phillips Pan Head Tapping Screw, No. 6-19 x 3/8"
3	GB0697	1	Chute Cover
4	GB0780	1	Brush
5	GB0823	1	Baffle
6	GB0816	1	Disc Hub
7	G11618	2	Torx Flat Head Tapping Screw, No. 6-19 x 1/4"
8	G11172	4	Hex Socket Head Shoulder Screw, 1/4"-20 x 3/8", Stainless Steel
9	GA20746	1	Brush Assembly
10	G11448	1	Pin, 1/4" x 1"
11	G10475	1	Spring Pin, 1/4" x 2 1/4"
12	GA22213	1	Meter Housing W/Bearing
13	G11578	2	Phillips Pan Head Tapping Screw, No. 8-18 x 1/2"
14	GA20110	1	Singulator Guide Sub Assembly
15	GB0920	1	Cover
16	GB0818	1	Vacuum Port, Pull Row Unit
17	GB0676	1	Lip Seal
18	GD26593	1	Gasket Housing
19	G11556	9	Phillips Pan Head Tapping Screw, 6-19 x 1/2"
20	GB0907	1	Retainer Spring
21	GD25147	1	Compression Spring
22	G11619	1	Phillips Pan Head Tapping Screw, No. 6-19 x 3/8"
23	GA20878	1	Singulator Assembly (Includes Items 13 and 14)
24	G9040X	1	Seed Disc, Corn, 40 Cell, Light Blue Color-Coded, Ejector Wheel, and Spring
	G9041X	-	Seed Disc, Soybean, 120 Cell, Black Color-Coded, Ejector Wheel, and Spring
	G9043X	-	Seed Disc, Sugar Beets/Milo, Dark Orange Color-Coded, Ejector Wheel, and Spring
	G9042X	-	Seed Disc, Sunflower, 40 Cell, Gray Color-Coded, Ejector Wheel, and Spring
	G9272X	-	Seed Disc, Cotton, 60 Cell, Green Color-Coded, Ejector Wheel, and Spring
	G9273X	-	Seed Disc, Black Turtle and Navy Edible Bean and Popcorn, 60 Cell, Brown Color-Coded, Ejector Wheel, and Spring
	G9308X	-	Seed Disc, Pinto and Great Northern Edible Beans and Low-Rate Soybean, 60 Cell, Dark Blue Color Coded, Ejector Wheel, and Spring
25	G11009	2	Locking Thumbscrew, 5/16"-18 x 3/4"
26	GB0926	1	Shank Cover
27	GD28631	1	Cover Plate
28	G11281	2	Hex Button Head Cap Screw, 10-24 x 1/2"
29	GA20111	1	Vacuum Port, Push Row Unit
30	GA19112	-	Ejector Arm, Corn
	GA19113	-	Ejector Arm, Soybean
	GA19114	-	Ejector Arm, Sunflower
	GA19115	-	Ejector Arm, Beets/Milo
	GA20346	-	Ejector Arm, Black Turtle, Navy, Pinto, and Great Northern Edible Bean, Popcorn, and Low-Rate Soybean
31	GD25147	-	Compression Spring
32	G11693	2	Torx Flat Head Machine Screw, No. 4-40 x 1/2"
33	GB0921	1	Lower Blade
34	GD29657	1	Retainer
A	G9277X	-	Vacuum Meter Assembly, Pull Row Unit (Excludes Items 24 and 29-31)
B	G9275X	-	Vacuum Meter Assembly, Push Row Unit (Excludes Items 16, 24, and 30-31)
C	GA20622	-	Cover Assembly (Items 15-22)

(METR14d)



ITEM	PART NO.	QTY. (Per Row)	DESCRIPTION
1	G11387	3	Flat Washer, 3/8" SAE
2	GD2971-10	1	Sleeve, 9/16" Long
3	GD11219	1	Spring
4	G10201	1	Special Washer, 3/8" x 1 1/2" O.D.
5	GD1026	1	Sleeve, 1 3/16" Long
6	GD11962	1	Idler
7	G10108	1	Lock Nut, 3/8"-16
8	G10670	2	Hair Pin Clip, No. 3
9	GD1059L	1	Support, L.H. (Shown)
	GD1059R	1	Support, R.H.
10	G10002	4	Hex Head Cap Screw, 3/8"-16 x 3/4"
	G10229	4	Lock Washer, 3/8"
11	G10312	8	Carriage Bolt, 5/16"-18 x 3/4"
	G10620	8	Serrated Flange Nut, 5/16"-18
12	G10325	1	Hex Head Cap Screw, 3/8"-16 x 2 3/4"
13	G10567	3	External Retaining Ring, 5/8"
14	GD11305	1	Plate
15	A10759	1	Hopper Panel Extension (Non-Stock Item) (Sub Wholegoods Order Code 700-01099)
16	GD11424	4	Block
17	G10023	2	Hex Head Cap Screw, 1/4"-20 x 3/4"
	G10621	2	Serrated Flange Nut, 1/4"-20
18	GD1060	1	Hinge
19	GA8371	1	Hopper
20	GA4444	1	Lid
21	GD11239	1	Knob
22	G10602	1	Spring Pin, 1/4" x 1 1/2"

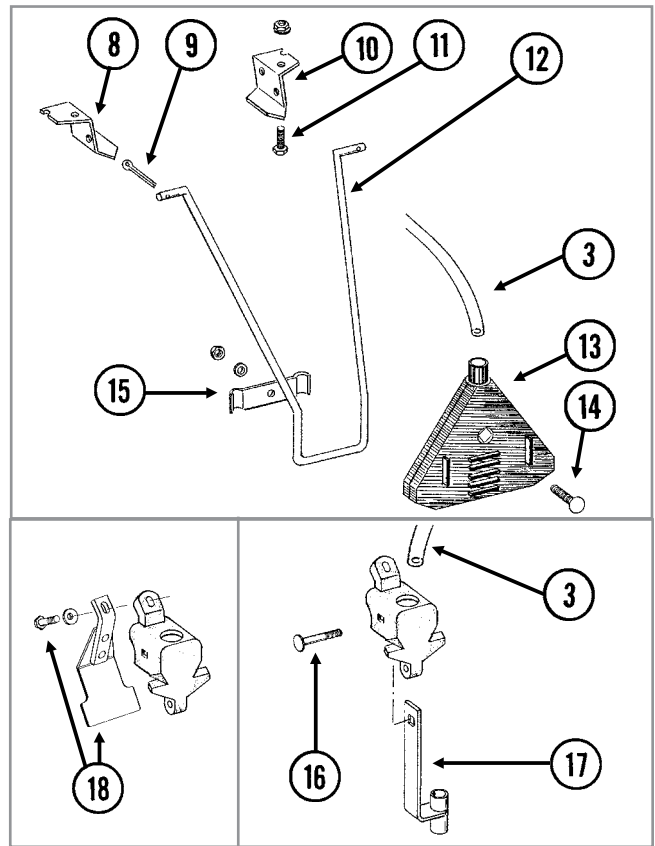
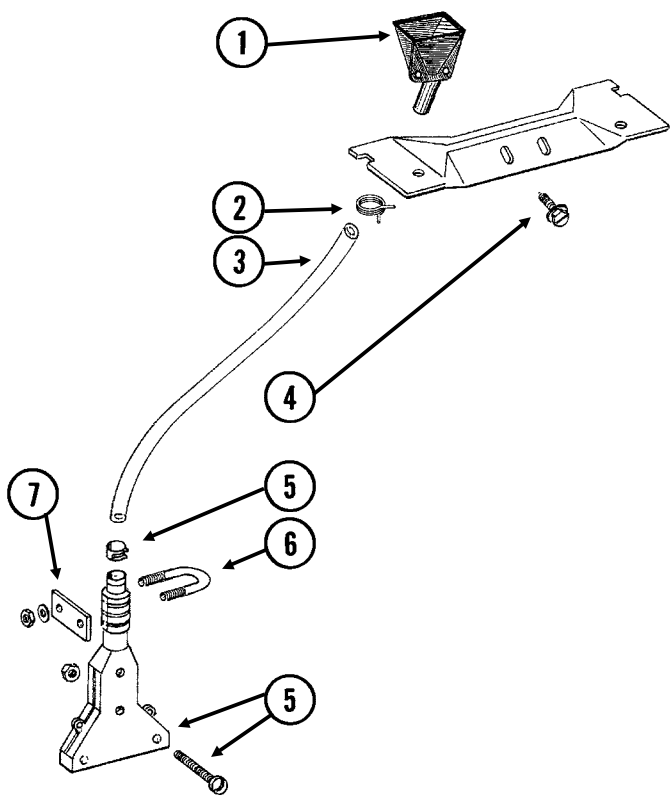
RUA051/RUB028(RU91a)



ITEM	PART NO.	QTY. (Per Row)	DESCRIPTION
1	G10567	3	External Retaining Ring, 5/8"
2	GD11239	1	Knob
3	G10602	1	Spring Pin, 1/4" x 1 1/2"
4	---	-	See "Granular Chemical Hopper and Hopper Panel Extension" on page P31
5	GA8364	1	Sprocket And Bearing, Drive Clutch, 24 Tooth
6	GD11413	1	Spring
7	GD11240	1	Shaft
8	GB0278	1	Coupler
9	G10546	2	Spring Pin, 3/16" x 1 1/4"
10	GD11297	1	Shaft
11	G10921	4	Hex Socket Head Cap Screw, No. 10-24 x 7/8"
12	GD7148	1	Feed Roller, Hex Bore
13	GB0115	2	Bearing
14	GD7258	2	Hex Bushing
15	G3303-108	1	Chain, No. 41, 108 Pitch Including Connector Link (Vacuum)
	G3303-114	1	Chain, No. 41, 114 Pitch Including Connector Link (Mechanical)
	GR0196	1	Connector Link, No. 41
16	G10660	1	Wave Washer, 1/2"
17	G11385	1	Flat Washer, 1/4" SAE
18	G10570	1	Slotted Hex Self-Tapping Screw, 1/4"-20 x 3/4"
19	G11073	2	Slotted Hex Self-Tapping Screw, No. 10 x 3/8"
20	GD1061	1	Support Strap
21	GD1063	1	Metering Gate
22	GB0116	1	Granular Housing
A	GA8326	-	Granular Chemical Meter Complete (Items 1, 9, 10, 12-14, and 16-22)
B	GA8366	-	Granular Chemical Meter Clutch (Items 1-3 and 5-9)

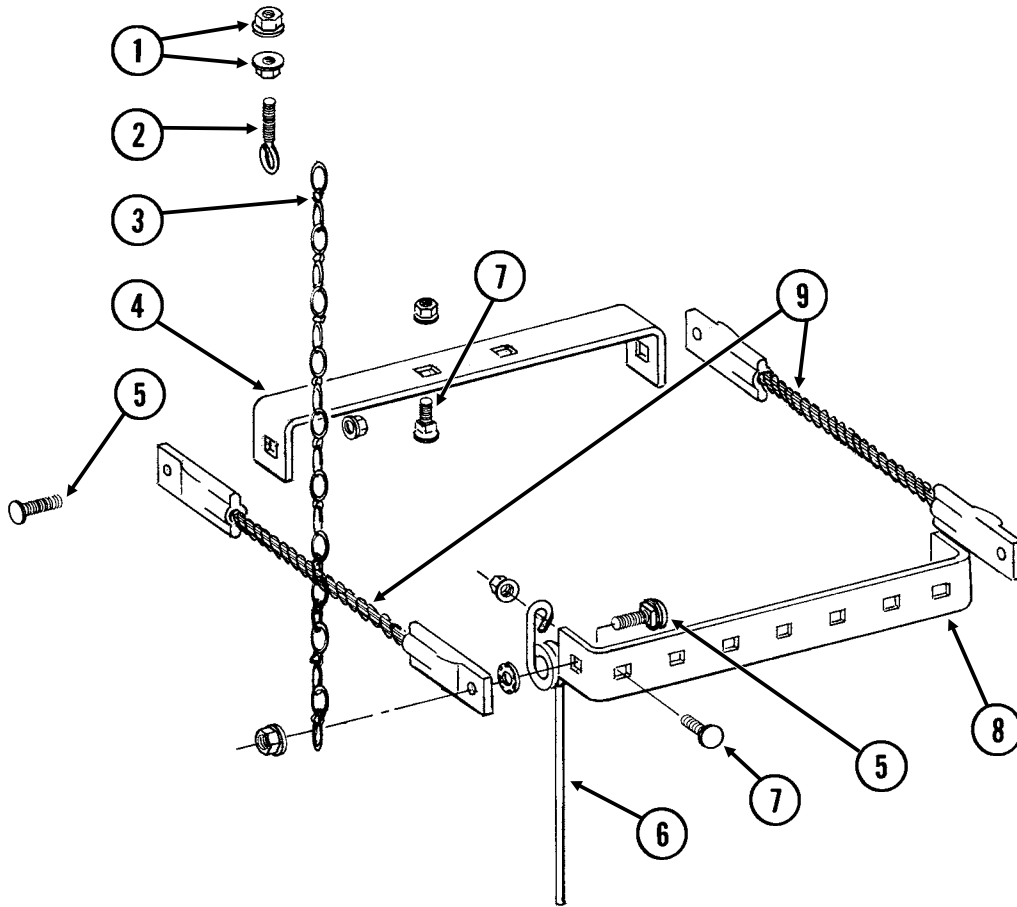
This page left blank intentionally.

RUA061/RUA073(RU101mm/RU83m)



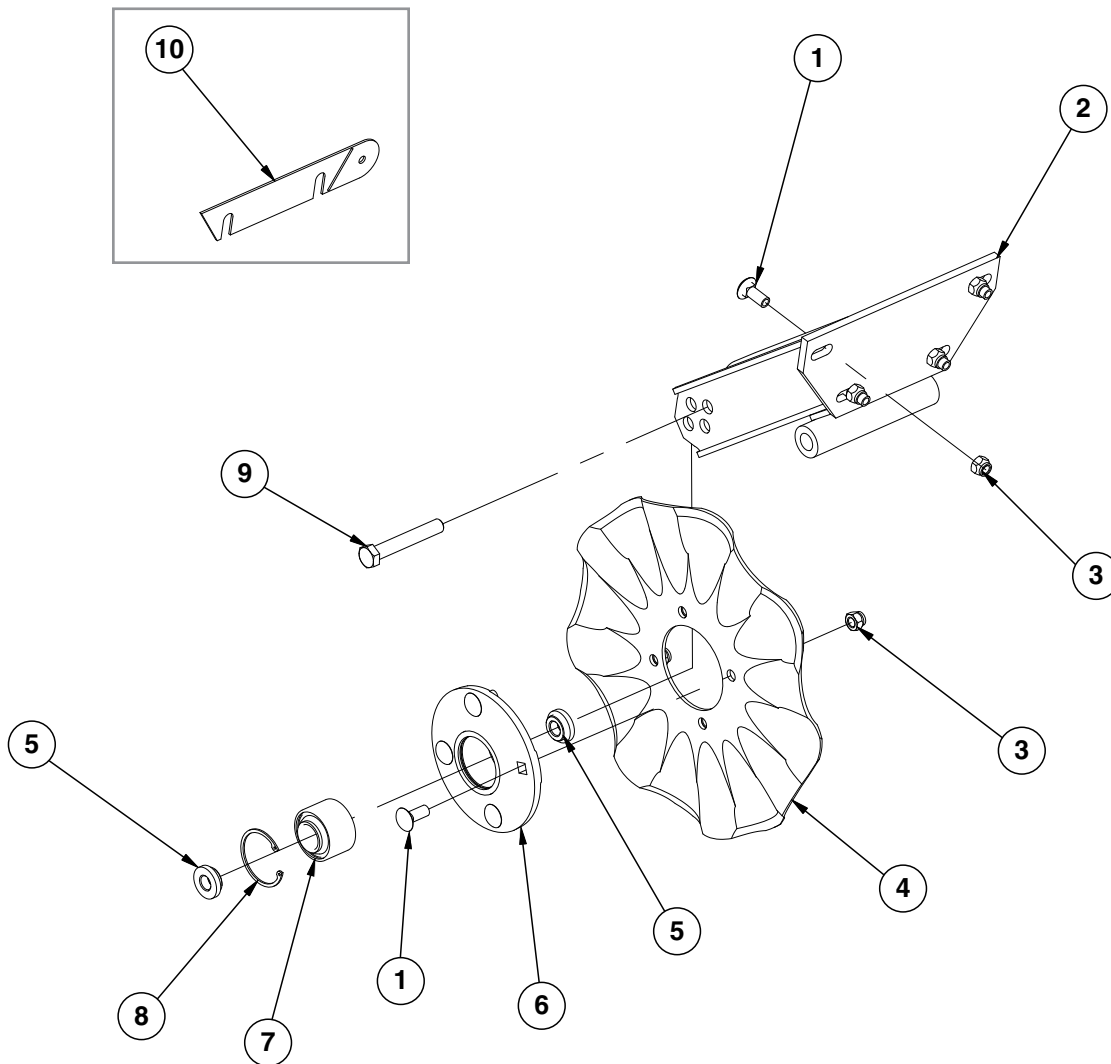
ITEM	PART NO.	QTY.	DESCRIPTION
1	GD2423	1	Funnel
2	G11209	1	Wire Hose Clamp, ¾"
3	GD2947	1	Hose, 7/16" x 28"
4	G10523	2	Slotted Pan Head Self-Tapping Screw, No. 10 x ½"
5	GA6907	1	Slope-Compensating Bander W/Hardware (4½" Band Width)
	G10864	1	Uni-Clamp
	G10757	2	Pan Head Screw, No. 10-32 x 1¼"
	G10758	2	Hex Nut, No. 10-32
6	GD10963	1	U-Bolt, 1½" x 1⅝" x ¼"-20
	G11385	2	Flat Washer, ¼" SAE
	G10110	2	Lock Nut, ¼"-20, Grade B
7	GD10984	1	Spacer
8	GD1115L	-	Hanger Bracket, L.H.
9	G10452	-	Cotter Pin, ⅛" x ½"
10	GD1115R	-	Hanger Bracket, R.H.
11	G10310	-	Carriage Bolt, ¼"-20 x ¾", Grade 2
	G10227	-	Lock Washer, ¼"
	G10103	-	Hex Nut, ¼"-20
12	GD1116	-	Hanger
13	GA2075	-	Diffuser, 14" Band
14	G10306	-	Carriage Bolt, ⅜"-16 x 2"
	G10229	-	Lock Washer, ⅜"
	G10101	-	Hex Nut, ⅜"-16
15	GD1118	-	Clamp
16	G10315	1	Carriage Bolt, ½"-13 x 2½" (Replaces Existing ½" x 2¼" Hardware)
17	GA6741	1	Bracket (Straight Drop In-Furrow)
18	G1K385	-	Bander Shield Kit W/Hardware And Instruction
	G10003	1	Hex Head Cap Screw, ⅜"-16 x 1½" (Included W/G1K385)
	G11387	1	Flat Washer, ⅜" SAE (Included W/G1K385)

RUA055(RU95)



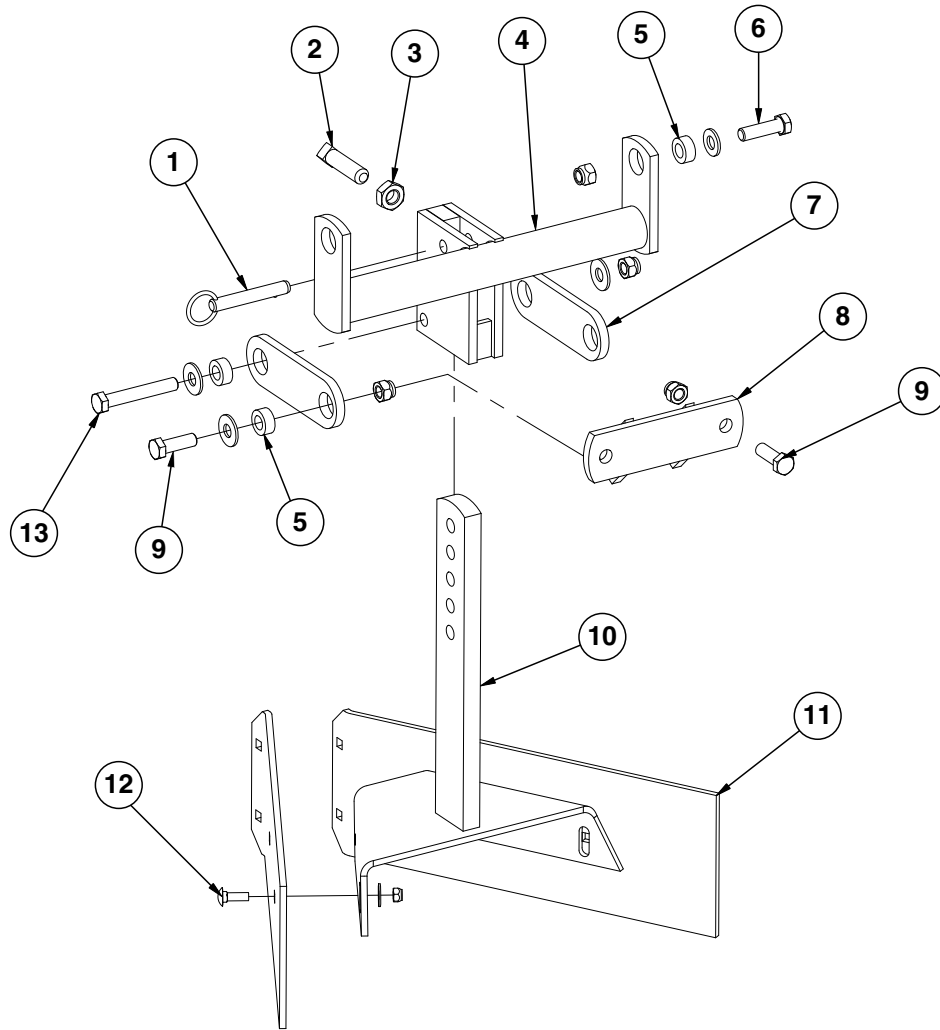
ITEM	PART NO.	QTY. (Per Row)	DESCRIPTION
1	G10621	4	Serrated Flange Nut, 1/4"-20
2	GD2460	2	Eyebolt, 1/4"-20
3	G3305-01	2	Twin Loop Chain, 9 Links
4	GD1143	1	Front Bracket
5	G10305	4	Carriage Bolt, 3/8"-16 x 1"
	G10529	4	External Tooth Lock Washer, 3/8"
	G10622	4	Serrated Flange Nut, 3/8"-16
6	GD1145	7	Spring Tooth
7	G10305	9	Carriage Bolt, 3/8"-16 x 1"
	G10622	9	Serrated Flange Nut, 3/8"-16
8	GD1144	1	Rear Bracket
9	GA2094	2	Cable Assembly

(IP1279)



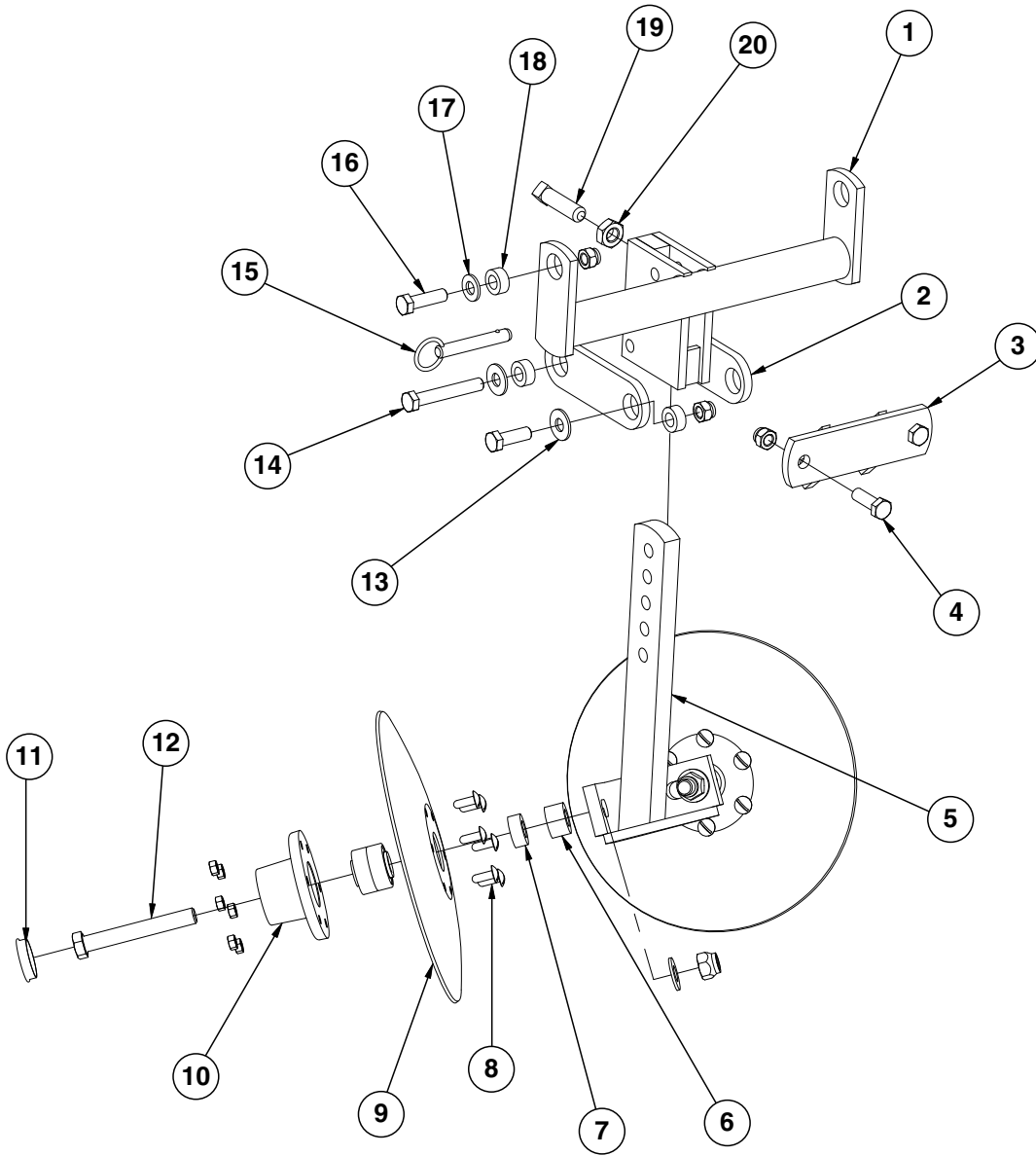
ITEM	PART NO.	QTY. (Per Row)	DESCRIPTION
1	G10574	8	Carriage Bolt, 1/2"-13 x 1 1/4"
2	GA11520	1	Arm
3	G10111	8	Lock Nut, 1/2"-13
4	GD7803	1	Disc Blade, Fluted, 1", 8 Flutes (Shown)
	GD7804	-	Disc Blade, Bubbled, 1"
	GD9254	-	Disc Blade, Fluted, 3/4", 13 Flutes
5	GD11677	2	Adapter
6	GA8641	1	Hub W/Bearing And Retaining Ring (Includes items 7 and 8)
7	GA8603	1	Bearing, Double Row
8	GD19292	1	Retaining Ring (Square), 27/16"
9	G10036	1	Hex Head Cap Screw, 5/8"-11 x 4"
	G10107	1	Lock Nut, 5/8"-11
10	GD14398	1	Spacer

(IP1283)



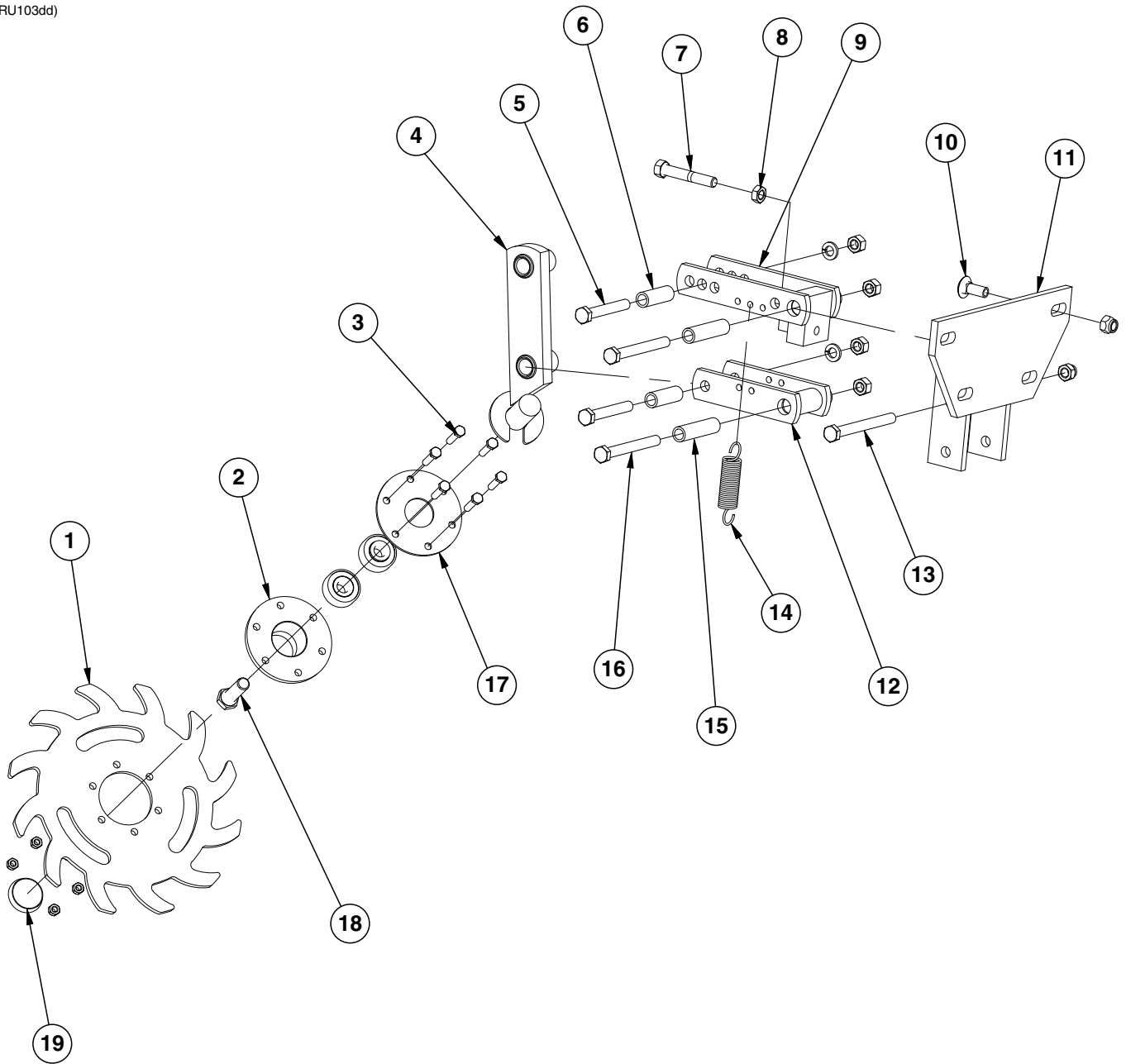
ITEM	PART NO.	QTY. (Per Row)	DESCRIPTION
1	G10536	1	Detent Pin, 1/2" x 2 1/2" Grip
2	G10597	1	Square Head Set Screw, 5/8"-11 x 2 1/4"
3	G10503	1	Hex Jam Nut, 5/8"-11, Grade 2
4	GA5719	1	Mounting Bracket
5	GD7889	6	Bushing, 1" O.D. x 9/16" I.D. x 7/16" Long
6	G10039	2	Hex Head Cap Screw, 1/2"-13 x 1 3/4"
	G11389	2	Flat Washer, 1/2" SAE
	G10111	2	Lock Nut, 1/2"-13
7	GD7890	2	Link
8	GA5715	1	Anchor
9	G10017	4	Hex Head Cap Screw, 1/2"-13 x 1 1/2"
	G11389	2	Flat Washer, 1/2" SAE
	G10111	4	Lock Nut, 1/2"-13
10	GA5892	1	Leveler
11	GD8266	2	Blade
12	G10303	6	Carriage Bolt, 5/16"-18 x 1"
	G11386	4	Flat Washer, 5/16" SAE
	G10109	6	Lock Nut, 5/16"-18, Grade 8
13	G10585	1	Hex Head Cap Screw, 1/2"-13 x 3 1/4"
	G11389	2	Flat Washer, 1/2" SAE
	G10111	1	Lock Nut, 1/2"-13

(IP1284)



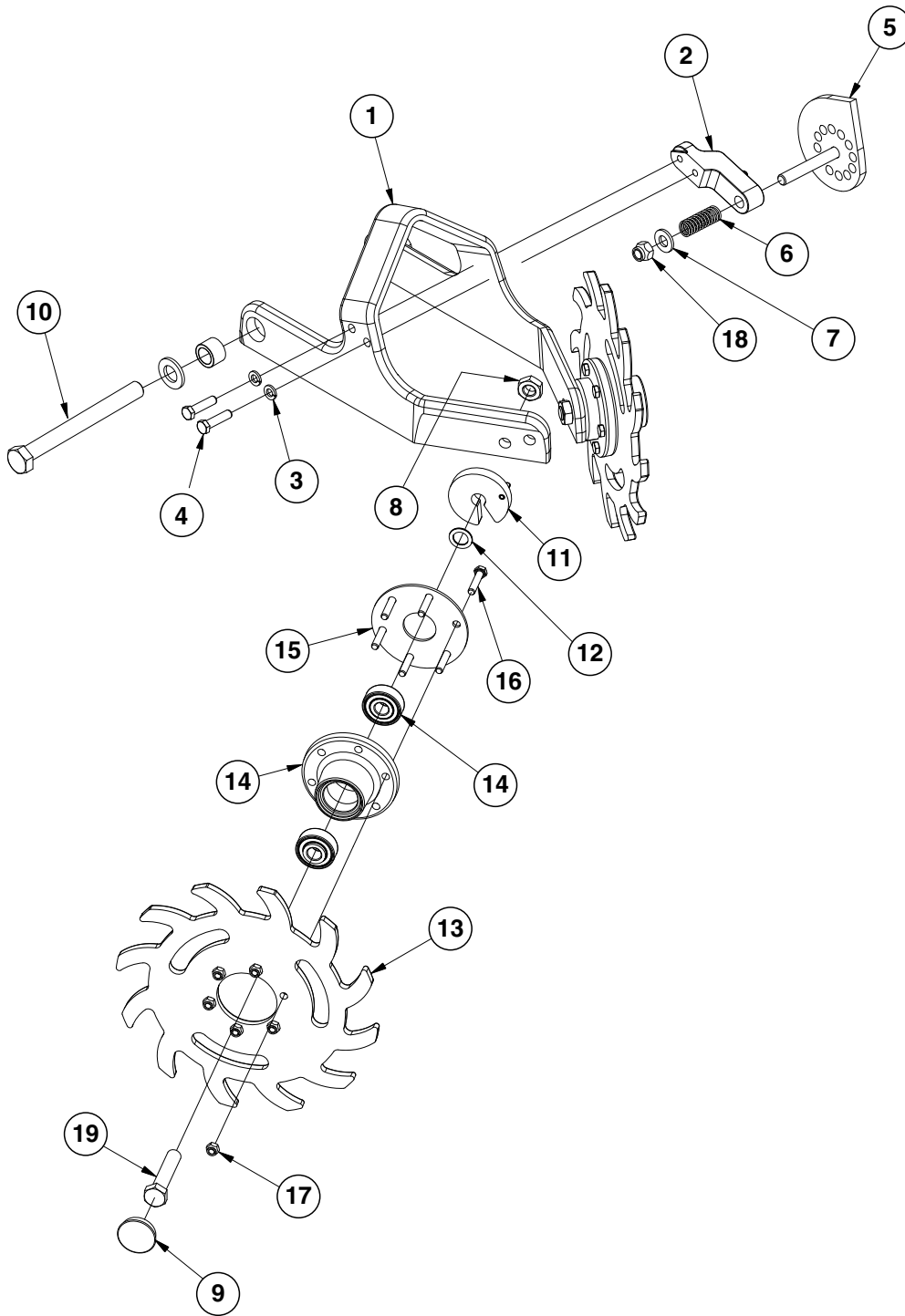
ITEM	PART NO.	QTY. (Per Row)	DESCRIPTION
1	GA5719	1	Mounting Bracket
2	GD7890	2	Link
3	GA5715	1	Anchor
4	G10017	2	Hex Head Cap Screw, 1/2"-13 x 1 1/2"
	G10111	2	Lock Nut, 1/2"-13
5	GA5718	1	Support Arm
6	GD7817-01	2	Spacer, 1 1/16" I.D. x 3/4" Long
7	GD7817-04	2	Spacer, 1 1/16" I.D. x 1/2" Long
8	G10572	12	Truss Head Slotted Machine Screw, 5/16"-18 x 7/8"
	G10106	12	Hex Nut, 5/16"-18
9	GD7823	-	Disc Blade, Solid, 12" (Shown)
	GD8307	-	Disc Blade, Notched, 12"
10	GA5654	2	Hub W/Bearings
	GA2014	-	Bearing (Included W/GA5654)
11	GD1132	2	Dust Cap
12	G10318	2	Hex Head Cap Screw, 5/8"-11 x 4 1/2"
	G10107	2	Lock Nut, 5/8"-11
	G11391	2	Flat Washer, 5/8" SAE
13	G11389	2	Flat Washer, 1/2" SAE
	G10017	2	Hex Head Cap Screw, 1/2"-13 x 1 1/2"
	G10111	2	Lock Nut, 1/2"-13
14	G10585	1	Hex Head Cap Screw, 1/2"-13 x 3 1/4"
	G11389	2	Flat Washer, 1/2" SAE
	G10111	1	Lock Nut, 1/2"-13
15	G10536	1	Detent Pin, 1/2" x 2 1/2" Grip
16	G10039	2	Hex Head Cap Screw, 1/2"-13 x 1 3/4"
	G10111	2	Lock Nut, 1/2"-13
17	G11389	2	Flat Washer, 1/2" SAE
18	GD7889	6	Bushing, 1" O.D. x 9/16" I.D. x 7/16" Long
19	G10597	1	Square Head Set Screw, 5/8"-11 x 2 1/4"
20	G10503	1	Hex Jam Nut, 5/8"-11, Grade 2

(RU103dd)



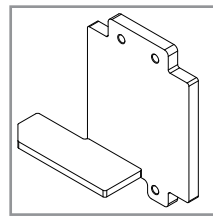
ITEM	PART NO.	QTY. (Per Row)	DESCRIPTION
1	GB0387	1	Wheel, 12 Tine, 3/8" x 12"
2	GA5654	1	Hub W/Bearings
	GA2014	-	Bearing (Included W/GA5654)
3	G10133	6	Hex Head Cap Screw, 5/16"-18 x 1 1/2"
	G10109	6	Lock Nut, 5/16"-18, Grade 8
4	GA6838	1	Wheel Mount
5	G10033	2	Hex Head Cap Screw, 1/2"-13 x 3 1/2"
	G10228	2	Lock Washer, 1/2"
	G10102	2	Hex Nut, 1/2"-13
6	GD9720	2	Spacer, 1/2" x 2 3/16" Long
7	G10371	1	Hex Head Cap Screw, 1/2"-13 x 3", Full Thread
8	G10501	1	Hex Jam Nut, 1/2"-13, Grade 2
9	GA6833	1	Upper Link
10	G10574	4	Carriage Bolt, 1/2"-13 x 1 1/4"
	G10111	4	Lock Nut, 1/2"-13
11	GA6832	1	Mount
12	GA6834	1	Lower Link
13	G10348	1	Hex Head Cap Screw, 1/2"-13 x 5" (Lockup Bolt)
	G10111	1	Lock Nut, 1/2"-13
14	GD5857	2	Spring
15	GD9715	2	Spacer, 1/2" x 3" Long
16	G10045	2	Hex Head Cap Screw, 1/2"-13 x 4 1/2"
	G10228	2	Lock Washer, 1/2"
	G10102	2	Hex Nut, 1/2"-13
17	GD9724	1	Backing Plate
18	G10006	1	Hex Head Cap Screw, 5/8"-11 x 2 1/4"
19	GD1132	1	Dust Cap
A	GA12236	-	Wheel Assembly, 12 Tine, R.H. (Items 1-3 and 18)

(IP1468)

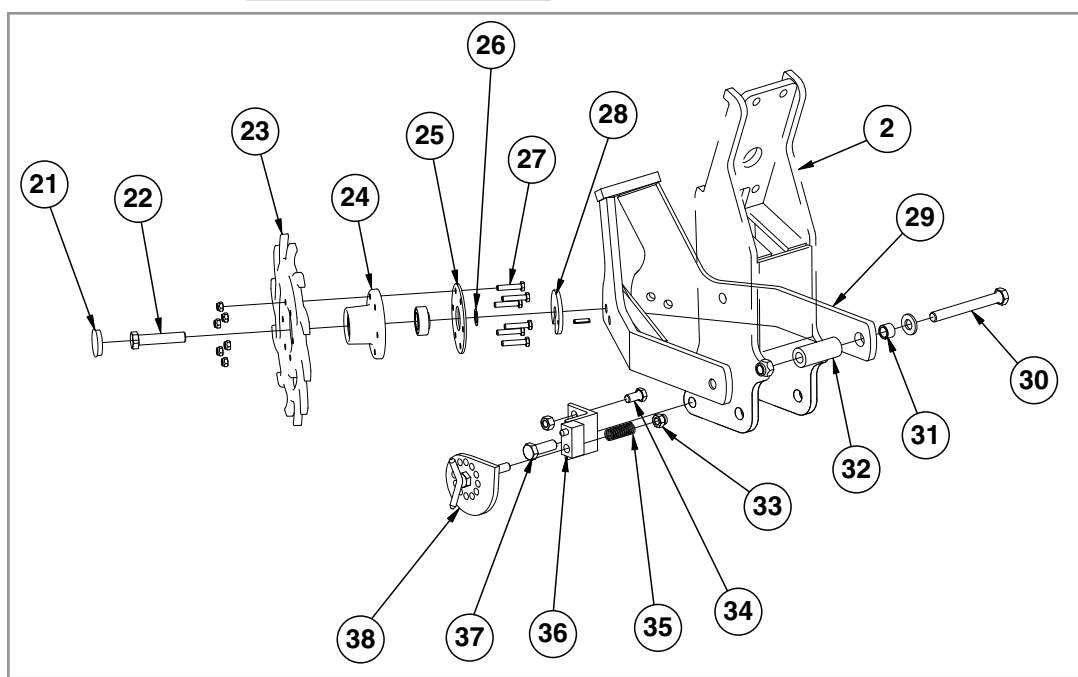
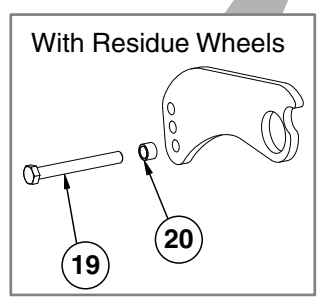
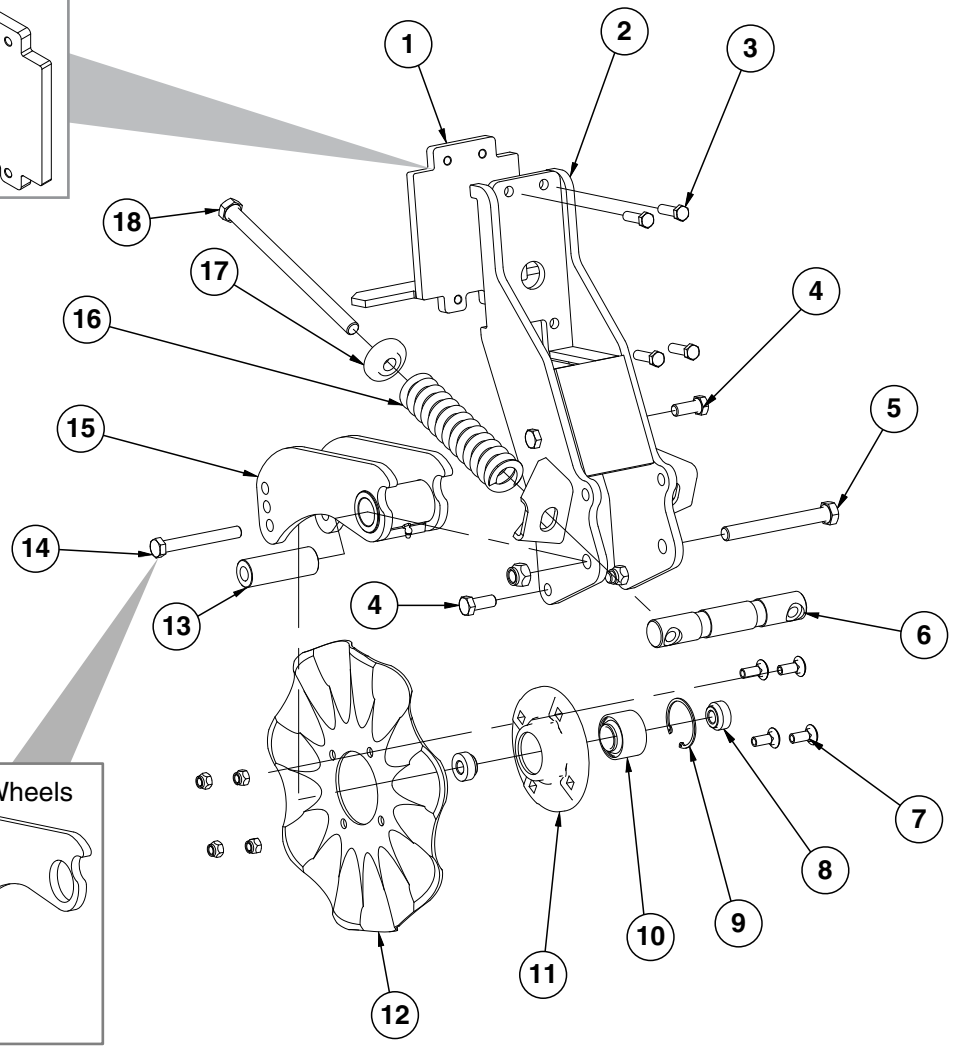


ITEM	PART NO.	QTY. (Per Row)	DESCRIPTION
1	GB0464	1	Residue Wheel Mount
2	GD26973	1	Cam Locking Pin
3	G10229	2	Lock Washer, 3/8"
4	G10004	2	Hex Head Cap Screw, 3/8"-16 x 1 1/4"
5	GA14251	1	Cam
6	GD10519	1	Spring
7	G11389	1	Flat Washer, 1/2" Plated SAE
8	G10503	2	Hex Jam Nut, 5/8"-11, Grade 2
9	GD1132	2	Dust Cap
10	G11236	1	Hex Head Cap Screw, 3/4"-10 x 10 1/2"
	G11392	2	Flat Washer, 3/4" SAE
	GB0383	2	Bushing, 1 1/8" O.D. x 25/32" I.D. x 3/4" Long
	G11228	1	Lock Nut, 3/4"-10
11	GA8760	2	Weed Guard W/Spring Pin
	G10765	-	Spring Pin, 1/4" x 1" (Included W/GA8760)
12	GD30725	4	Machine Bushing, 5/8" (.030" Thick)
13	GB0387	2	Wheel, 12 Tine, 3/8" x 12"
14	GA5654	2	Hub W/Bearings
	GA2014	-	Bearing (Included W/GA5654)
15	GD9724	2	Backing Plate
16	G10133	12	Hex Head Cap Screw, 5/16"-18 x 1 1/2"
17	G10109	12	Lock Nut, 5/16"-18, Grade 8
18	G10974	1	Lock Nut W/Nylon Insert, 1/2"-13
19	G10010	2	Hex Head Cap Screw, 5/8"-11 x 3"
A	GA12235	-	L.H. Residue Wheel (Items 13-17)
B	GA12236	-	R.H. Residue Wheel (Items 13-17)

(IP1292/IP1294)

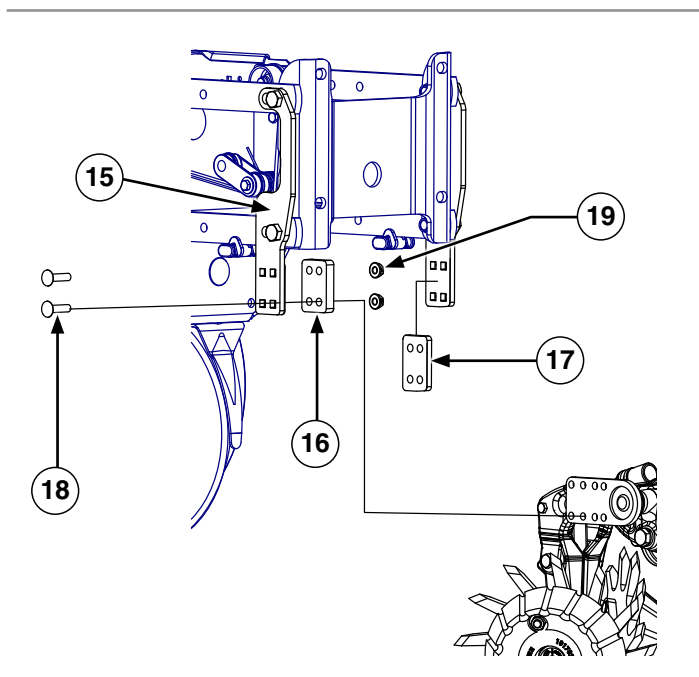
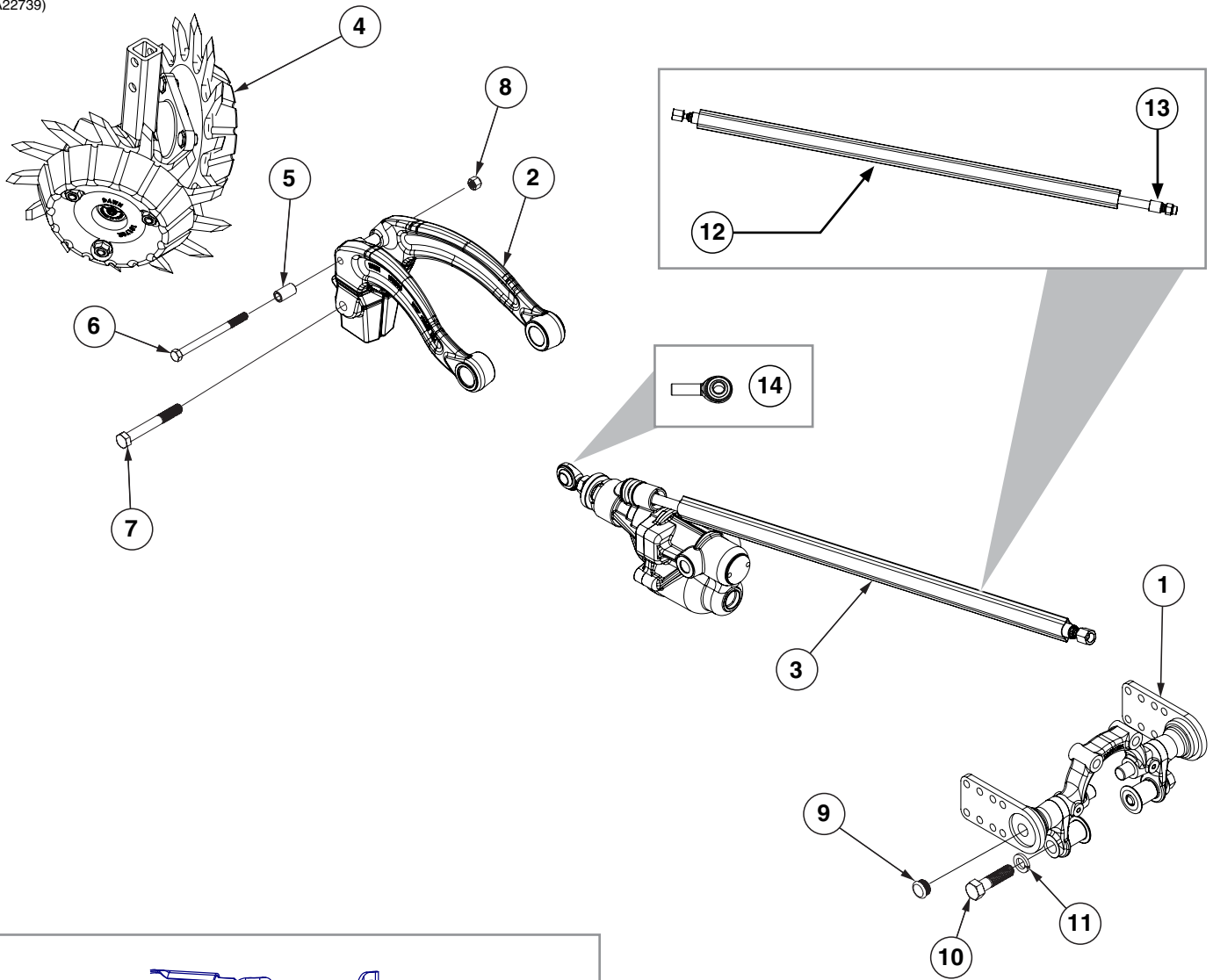


NOTE: Four center row units require special mount and extension brackets when using Frame Mounted Coultter W/Residue Wheels. See [See "Parallel Arms, Mounting Support Plate, and Quick Adjustable Down Forces Springs Option"](#) on page P5.




ITEM	PART NO.	QTY. (Per Row)	DESCRIPTION
1	GA9844	1	Plate W/Angle
	GA22215	-	L.H. Opener Brace (12 Row - Row No. 4; 16 Row - Row No. 6)
	GA22216	-	R.H. Opener Brace (12 Row - Row No. 9; 16 Row - Row No. 11)
2	GA9131	1	Coulter Frame
3	G10039	4	Hex Head Cap Screw, 1/2"-13 x 1 3/4"
4	G10007	4	Hex Head Cap Screw, 5/8"-11 x 1 1/2"
	G10107	4	Lock Nut, 5/8"-11
5	G10400	1	Hex Head Cap Screw, 3/4"-10 x 6 1/2"
	G10112	1	Lock Nut, 3/4"-10
6	GD12826	1	Spring Anchor Bar
7	G10574	4	Carriage Bolt, 1/2"-13 x 1 1/4"
	G10111	4	Lock Nut, 1/2"-13
8	GD12827	2	Adapter
9	GD19292	1	Retaining Ring, 2 7/16"
10	GA8603	1	Bearing, Double Row
11	GB0291	1	Coulter Hub
12	GD7803	1	Disc Blade, Fluted, 1", 8 Flutes (Shown)
	GD7804	-	Disc Blade, Bubbled, 1"
	GD9254	-	Disc Blade, Fluted, 3/4", 13 Flutes
13	GD12829	1	Sleeve
14	G10046	1	Hex Head Cap Screw, 5/8"-11 x 5"
	G10107	1	Lock Nut, 5/8"-11
15	GA9845	1	Coulter Arm W/Grease Fitting
	G10643	-	Grease Fitting, 45°, 1/4"-28 (Included W/GA9845)
16	GD12817	2	Compression Spring
17	GB0213	2	Spring Seat
18	G11010	2	Hex Head Cap Screw, 3/4"-10 x 12"
19	G10011	1	Hex Head Cap Screw, 5/8"-11 x 5 1/2"
20	GB0218	1	Bushing, 2 1/32" I.D. x 7/8" O.D. x 1 9/32" Long
21	GD1132	2	Dust Cap
22	G10010	2	Hex Head Cap Screw, 5/8"-11 x 3"
	G10503	2	Hex Jam Nut, 5/8"-11, Grade 2
23	GB0387	2	Wheel, 12 Tine, 3/8" x 12"
24	GA5654	2	Hub W/Bearings
	GA2014	2	Bearing (Included W/GA5654)
25	GD9724	2	Backing Plate
26	G10213	2	Machine Bushing, 5/8" (.030" Thick)
27	G10133	12	Hex Head Cap Screw, 5/16"-18 x 1 1/2"
	G10109	12	Lock Nut, 5/16"-18, Grade 8
28	GA9862	2	Weed Guard W/Spring Pin
	G10765	1	Spring Pin, 1/4" x 1" (Included W/GA9862)
29	GA9865	1	Mount
30	G10011	2	Hex Head Cap Screw, 5/8"-11 x 5 1/2"
	G11391	2	Flat Washer, 5/8" SAE
	G10730	2	Lock Nut W/Nylon Insert, 5/8"-11
31	GB0218	2	Bushing, 2 1/32" I.D. x 7/8" O.D. x 1 9/32" Long
32	GD14170	2	Sleeve, 3"
34	G10014	1	Hex Head Cap Screw, 1/2"-13 x 1"
	G10102	1	Hex Nut, 1/2"-13
33	G10974	1	Lock Nut W/Nylon Insert, 1/2"-13
35	GD10519	1	Spring
36	GA15312	1	Support
37	G10005	1	Hex Head Cap Screw, 5/8"-11 x 1 3/4"
	G10107	1	Lock Nut, 5/8"-11
38	GA9861	1	Cam
A	GA12236	-	Wheel Assembly, 12 Tine, R.H. (Items 23-25 and 27) (Shown)
	GA12235	-	Wheel Assembly, 12 Tine, L.H. (Items 23-25 and 27)
B	GA8641	1	Hub W/Bearing And Retaining Ring (Items 9-11)

(A22739)



ITEM	PART NO.	QTY. (per row)	DESCRIPTION
1	GA22722	1	Yoke Assembly (Includes Items 9-11)
2	GA22720	1	GFX Wishbone (Includes Items 5-8)
3	GA22721	1	GFX Cylinder (Includes Items 12-13)
4	GA22723	1	Residue Wheel Stem Assembly
5	GD32516	1	Spacer
6	G11820	1	Hex Head Cap Screw, 3/8"-16 x 5", Grade 8
7	G10035	1	Hex Head Cap Screw, 1/2"-13 x 4"
8	G10108	1	Lock Nut, 3/8"-16
9	GD32360	2	Plug, 7/8"
10	G10009	2	Hex Head Cap Screw, 5/8"-11 x 2 1/2"
11	G10230	2	Lock Washer, 5/8"
12	GA22812	1	Hydraulic Hose Sleeve
13	GA22811	1	Hydraulic Hose, 36"
14	GA22810	1	Spherical Bearing
15	GD32361	-	Mounting Bracket
16	GD32463	1	Spacer, 1/2"
17	GD32362	1	Spacer, 5/8"
18	G11823	4	Carriage Bolt, 7/16"-14 x 1 3/4", Grade 8
19	G11816	4	Flange Nut, 7/16"-14
A	GA22739	-	R.H. Row Cleaner Assembly
B	GA22740	-	L.H. Row Cleaner Assembly

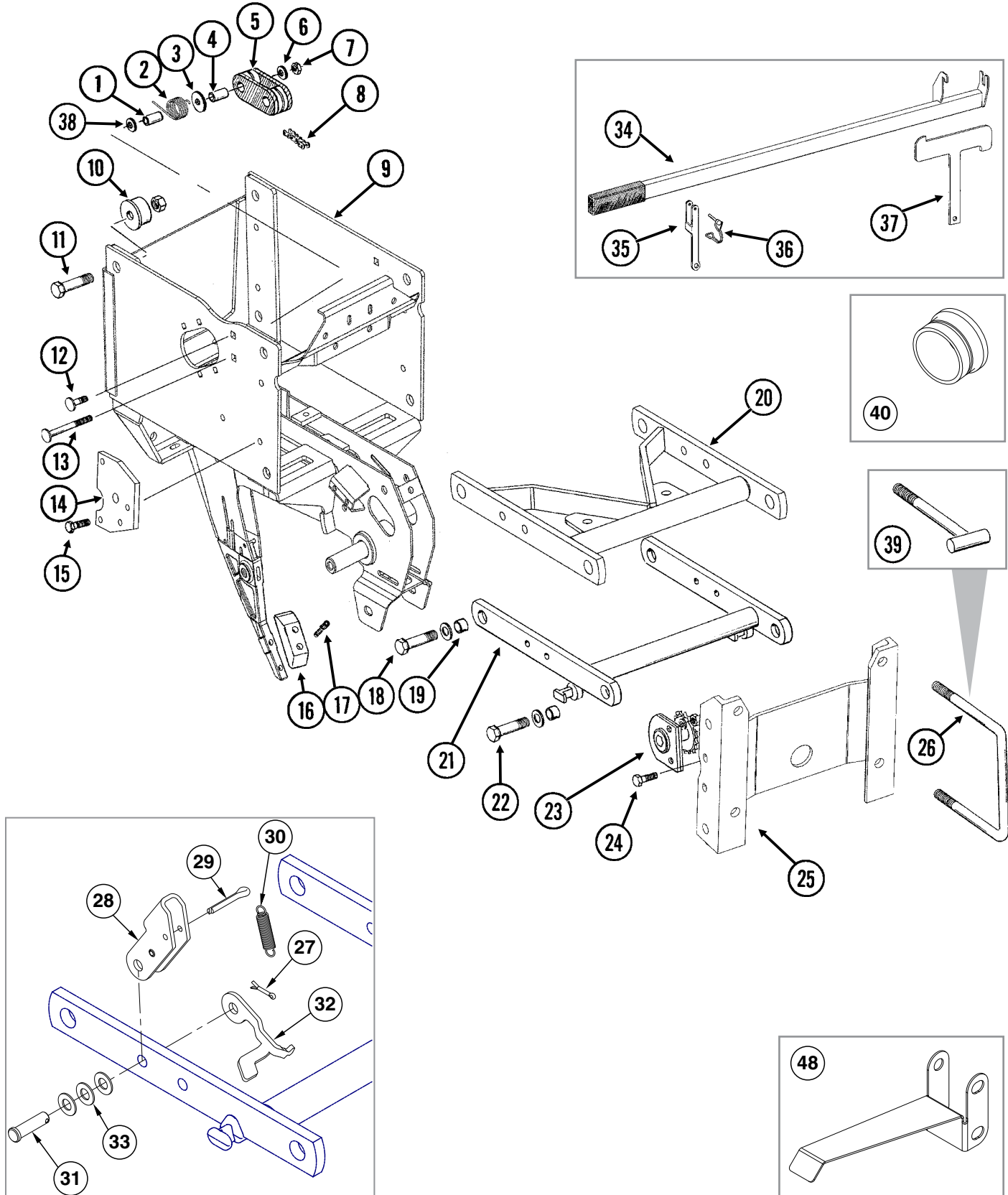
(A22818)

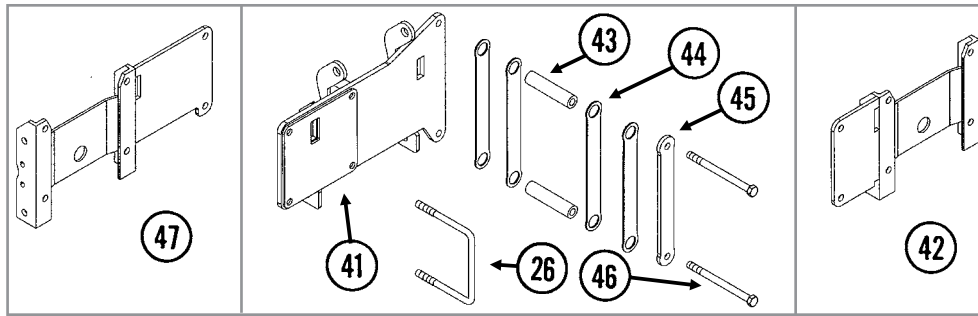


ITEM	PART NO.	QTY.	DESCRIPTION
1	G11391	1	Flat Washer, 5/8" SAE
2	G10007	1	Hex Head Cap Screw, 5/8"-11 x 1 1/2"
3	G10071	3	Serrated Flange Nut, 1/2"-13
4	G10053	3	Hex Head Cap Screw, 1/2"-13 x 2 1/2"
A	GA22818	1	Residue Wheel/Hub Assembly (Items 1-4)

This page left blank intentionally.

NOTE: Push row units use the same seed tube, row unit depth adjustment components, quick adjustable down force springs, 15" opener disc blades, gauge wheels, closing wheels, meter drive and seed hopper as the pull row unit. See those pages for common parts.





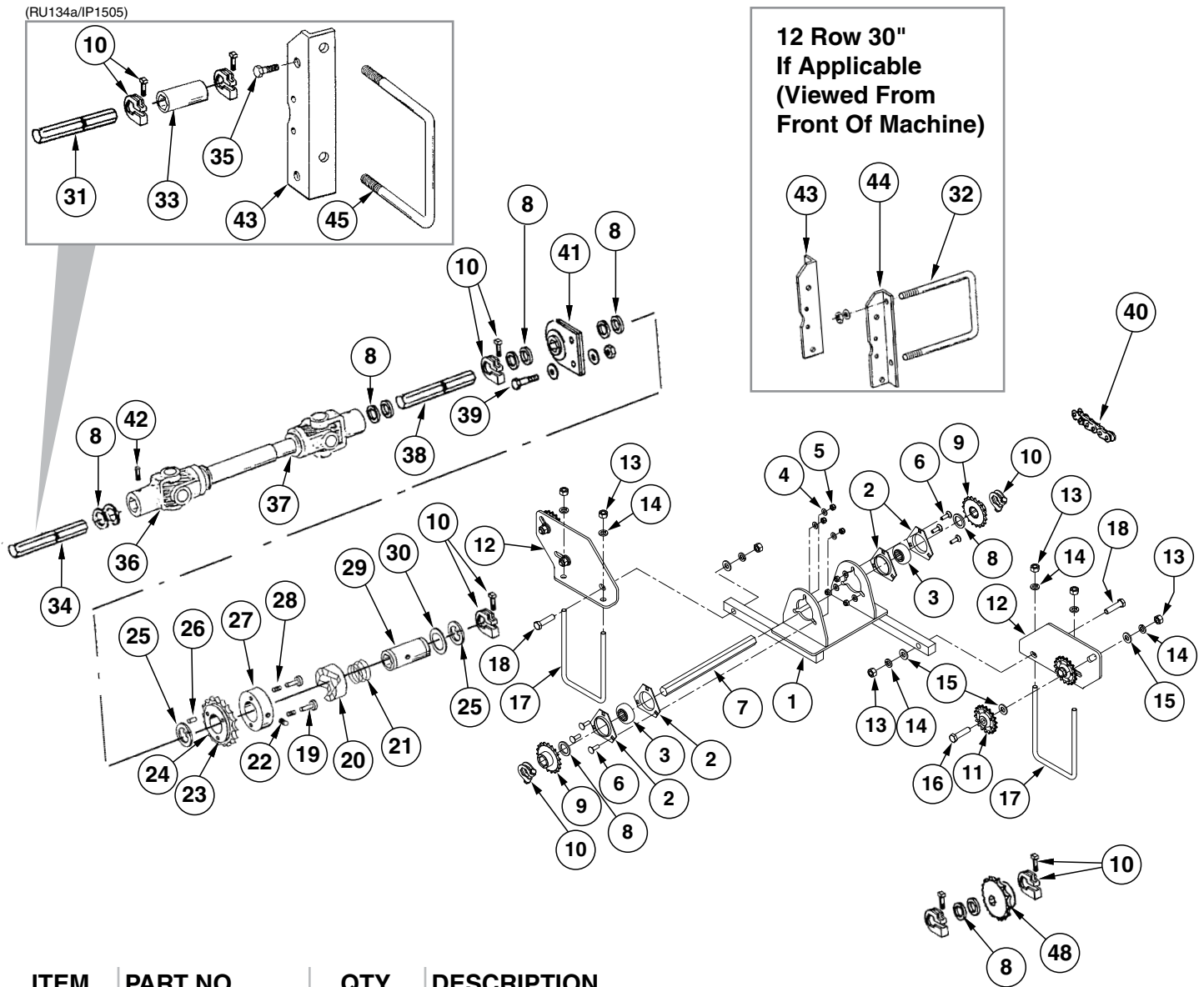
ITEM	PART NO.	QTY. (Per Row)	DESCRIPTION
1	GD1026	1	Sleeve, 1 $\frac{3}{16}$ " Long
2	GD11218	1	Spring
3	G10201	1	Special Washer, $\frac{3}{8}$ " x 1 $\frac{1}{2}$ " O.D.
4	GD8893-01	1	Sleeve, 1 $\frac{3}{8}$ " Long
5	GD11962	1	Idler
6	G11387	1	Flat Washer, $\frac{3}{8}$ " SAE
7	G10108	1	Lock Nut, $\frac{3}{8}$ "-16
8	G3303-96	1	Chain, No. 41, 96 Pitch Including Connector Link
	GR0196	1	Connector Link, No. 41
9	GA10161	-	Push Row Unit Shank
10	GB0314	2	Hopper Mount
11	G10751	2	Hex Head Cap Screw, $\frac{5}{8}$ "-18 x 1 $\frac{3}{4}$ "
	G11514	2	Lock Nut, $\frac{5}{8}$ "-18
12	G10599	1	Carriage Bolt, $\frac{3}{8}$ "-16 x 1 $\frac{1}{4}$ "
	G10101	1	Hex Nut, $\frac{3}{8}$ "-16
	G10108	1	Lock Nut, $\frac{3}{8}$ "-16
13	G10307	1	Carriage Bolt, $\frac{3}{8}$ "-16 x 3 $\frac{1}{2}$ "
14	GD24545	2	Stop
15	G10004	4	Hex Head Cap Screw, $\frac{3}{8}$ "-16 x 1 $\frac{1}{4}$ "
	G10108	4	Lock Nut, $\frac{3}{8}$ "-16
16	GB0301	1	Seed Tube Guard/Inner Scraper
17	G10912	2	Hex Socket Head Cap Screw, $\frac{5}{16}$ "-18 x 1", Grade 8
18	G10751	4	Hex Head Cap Screw, $\frac{5}{8}$ "-18 x 1 $\frac{3}{4}$ "
	G11391	4	Flat Washer, $\frac{5}{8}$ " SAE
	G11514	4	Lock Nut, $\frac{5}{8}$ "-18
19	GB0218	8	Bushing, $2\frac{1}{32}$ " I.D. x $\frac{7}{8}$ " O.D. x $1\frac{9}{32}$ " Long
20	GA11969	1	Upper Arm
21	GA5787	1	Lower Arm
22	G10732	4	Hex Head Cap Screw, $\frac{5}{8}$ "-18 x 2"
	G11391	4	Flat Washer, $\frac{5}{8}$ " SAE
	G11514	4	Lock Nut, $\frac{5}{8}$ "-18
23	GA1720	1	Bearing/Sprocket, $\frac{7}{8}$ " Hex Bore
24	G10004	2	Hex Head Cap Screw, $\frac{3}{8}$ "-16 x 1 $\frac{1}{4}$ "
	G10229	2	Lock Washer, $\frac{3}{8}$ "
	G10101	2	Hex Nut, $\frac{3}{8}$ "-16
25	GA11971	1	Mounting Plate
26	GD1113	-	U-Bolt, 5" x 7" x $\frac{5}{8}$ "-11
	G10230	-	Lock Washer, $\frac{5}{8}$ "
	G10104	-	Hex Nut, $\frac{5}{8}$ "-11
27	G10451	1	Cotter Pin, $\frac{1}{8}$ " x 1"

Continued on the next page.

ITEM	PART NO.	QTY. (Per Row)	DESCRIPTION
28	GD11264 G10718	1	Lockup Spring Pin, 5/16" x 1 1/8"
29	G10463	1	Cotter Pin, 1/4" x 1 1/2"
30	GD25569	1	Spring
31	G10284	1	Clevis Pin, 1/2" x 1 1/2"
32	GD25568 GD29459	1	Spring Mount Tab, L.H. Spring Mount Tab, R.H.
33	G10216	3	Washer, 1/2" USS
34	GA8651 GD11649	1 -	Lift Lever W/Boot Boot (Included W/GA8651)
35	GD18073	1	Bracket (Lift Lever)
36	GD9695	1	Wire Lock Pin, 1/4" x 1 3/4"
37	GD18074	1	Mount
38	G11387	1	Flat Washer, 3/8" SAE
39	GA9105 G10230 G10104	- - -	T-Bolt, 5/8"-11 x 6" (Center Rows) Lock Washer, 5/8" Hex Nut, 5/8"-11
40	GD17052 G10001 G10108 G11387	- - - -	Vacuum Plug Hex Head Cap Screw, 3/8"-16 x 1" Lock Nut, 3/8"-16 Flat Washer, 3/8" SAE
41	GA12677	-	Offset Hinge Mount
42	GA12675	-	Offset Mount
43	GD7817-18	2	Spacer, 1 1/16" I.D. x 5 1/2" Long
44	GD18136	4	Pad
45	GD18135	1	Bar
46	G10341 G10230 G10104	- - -	Hex Head Cap Screw, 5/8"-11 x 8" Lock Washer, 5/8" Hex Nut, 5/8"-11
47	GA12676	-	Offset Mount
48	GD29806	-	Seed Tube Bracket
A	G1K534	-	Push Unit Lock-Up Kit, Items 27-33 (includes GD11648 - Push Unit Stop)
B	G1K535	-	Push Unit Spring Lock-Up Kit, Items 27-33

This page left blank intentionally.

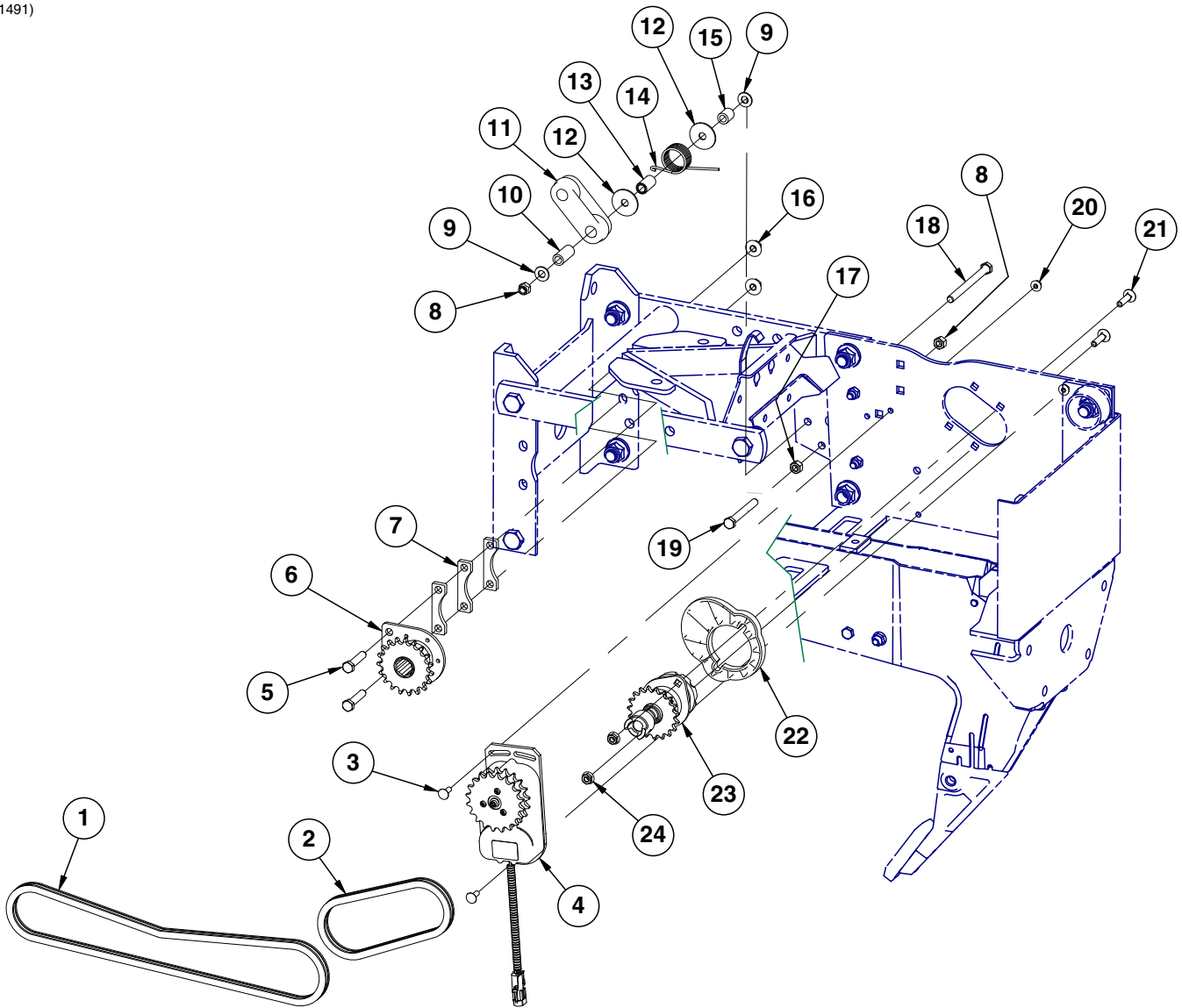
(RU134a/IP1505)



ITEM	PART NO.	QTY.	DESCRIPTION
1	GA18397	1	L.H. Crossover
	GA18398	-	R.H. Crossover
2	G3400-01	4	Flangette
3	G2100-03	2	Bearing, 7/8" Hex Bore, Spherical
4	G11386	6	Flat Washer, 5/16" SAE
5	G10109	6	Lock Nut, 5/16"-18
6	G10303	6	Carriage Bolt, 5/16"-18 x 1"
7	GD0914-12.50	1	Hex Shaft, 7/8" x 12 1/2"
8	G10233	2	Machine Bushing, 1 1/2" x 1/32", 10 Gauge (.1345")
9	GA5107	2	Sprocket, 19 Tooth
10	GA11331	2	Hex Lock Clamp Assembly
11	GA7154	2	Sprocket W/Bearing, 18 Tooth
12	GD18066	1	Plate
13	G10102	8	Hex Nut, 1/2"-13
14	G10228	8	Lock Washer, 1/2"
15	G11389	6	Flat Washer, 1/2" Plated SAE
16	G10016	2	Hex Head Cap Screw, 1/2"-13 x 2"
17	GD8306	2	U-Bolt, 7" x 5" x 1/2"-13

ITEM	PART NO.	QTY.	DESCRIPTION
18	G10016	2	Hex Head Cap Screw, ½"-13 x 2"
19	GR1410	1	Pin
20	GR1409	1	Knurled Collar
21	GR1408	1	Compression Spring
22	G10535	1	Hex Socket Set Screw, ⅜"-16 x ¾"
23	GR1412	1	Sprocket, 19 Tooth
24	GR1406	1	Bushing
25	G10496	2	External Inverted Snap Ring, 1½"
26	G10968	1	Spring Pin, ⅝ ³² " x 7 ¹⁶ "
27	GR1405	1	Lock Collar
28	GR1413	1	Spring
29	GR1407	1	Drive Shaft
30	GR1411	1	Shim
31	GD0914-24	-	Hex Shaft, 7 ⁸ " x 24" (No Holes), 12 Row 30" W/Even-Row Push Row Unit (Prior to 2016 Production)
	GD0914-15	-	Hex Shaft, 7 ⁸ " x 15" (No Holes), 12 Row 30" W/Even-Row Push Row Unit (2016 Production and On)
	GD0914-24	-	Hex Shaft, 7 ⁸ " x 24" (No Holes), 12 Row 36"/38" W/Even-Row Push Row Unit
	GD0914-27	-	Hex Shaft, 7 ⁸ " x 27" (No Holes), 16 Row 30" W/Even-Row Push Row Unit
32	GD1113	-	U-Bolt, 5" x 7" x ⅝"-11
	G10230	-	Lock Washer, ⅝"
	G10104	-	Hex Nut, ⅝"-11
33	GD1719	-	Coupler, 4"
34	GD0914-48	-	Hex Shaft, 7 ⁸ " x 48" (No Holes), R.H. Side, 12 Row 30" And 16 Row 30"
	GD0914-66	-	Hex Shaft, 7 ⁸ " x 66" (No Holes), L.H. Side, 12 Row 30" And 16 Row 30"
35	G10752	-	Hex Head Cap Screw, ⅝"-18 x 2¼"
	G11391	-	Flat Washer, ⅝" SAE
	G10412	-	Lock Nut, ⅝"-18
36	GA7052	-	U-Joint W/Grease Fitting, Female, 10¼" Long, 12 Row 30" And 16 Row 30"
	GR1557	-	Grease Fitting, 45°, Metric (Included W/GA7052)
	GR1297	-	Inboard Yoke And Outer Profile (10¼" U-Joint) (Included W/GA7052)
	GR1298	-	Inboard Yoke And Outer Profile (18⅝" U-Joint)
	GR1294	-	Cross And Bearing Kit (Included W/GA7052)
	GR1293	-	Yoke, 7 ⁸ " Hex (Included W/GA7052)
37	GA7051	1	U-Joint W/Grease Fitting, Male, 12¼" Long
	GR1557	-	Grease Fitting, 45°, Metric (Included W/GA7051)
	GR1296	-	Inner Profile (Included W/GA7051)
	GR1295	-	Inboard Yoke (Included W/GA7051)
	GR1301	-	Spring Pin, 8 mm x 50 mm (Included W/GA7051)
	GR1294	-	Cross And Bearing Kit (Included W/GA7051)
	GR1293	-	Yoke, 7 ⁸ " Hex (Included W/GA7051)
38	GD0914-90	-	Hex Shaft, 7 ⁸ " x 90" (No Holes), Both Sides, 12 Row 30"
	GD0914-128	-	Hex Shaft, 7 ⁸ " x 128" (No Holes), R.H. Side, 16 Row 30"
	GD0914-138	-	Hex Shaft, 7 ⁸ " x 138" (No Holes), L.H. Side, 16 Row 30"
39	G10004	-	Hex Head Cap Screw, ⅜"-16 x 1¼"
	G11387	-	Flat Washer, ⅜" SAE
	G10229	-	Lock Washer, ⅜"
	G10101	-	Hex Nut, ⅜"-16
40	G3310-122	1	Chain, No. 40, 122 Pitch Including Connector Link
	GR0912	-	Connector Link, No. 40
41	GA2180	-	Hanger Bearing, 7 ⁸ " Hex Bore
42	G10688	-	Square Head Set Screw, ⅜"-16 x ⅝"
43	GD11972	-	Support Angle, R.H.
44	GD11973	-	Support Angle, L.H.
45	GA5107	2	Sprocket, 19 Tooth
A	GA8092	-	Clutch Sprocket Assembly, 19 Tooth (Items 10-21)
B	G1K331	-	Clutch Sprocket Kit (Items 23, 24 And 26)

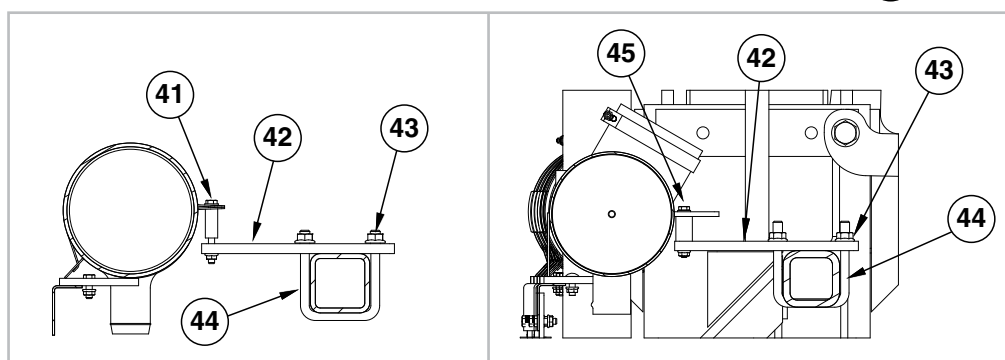
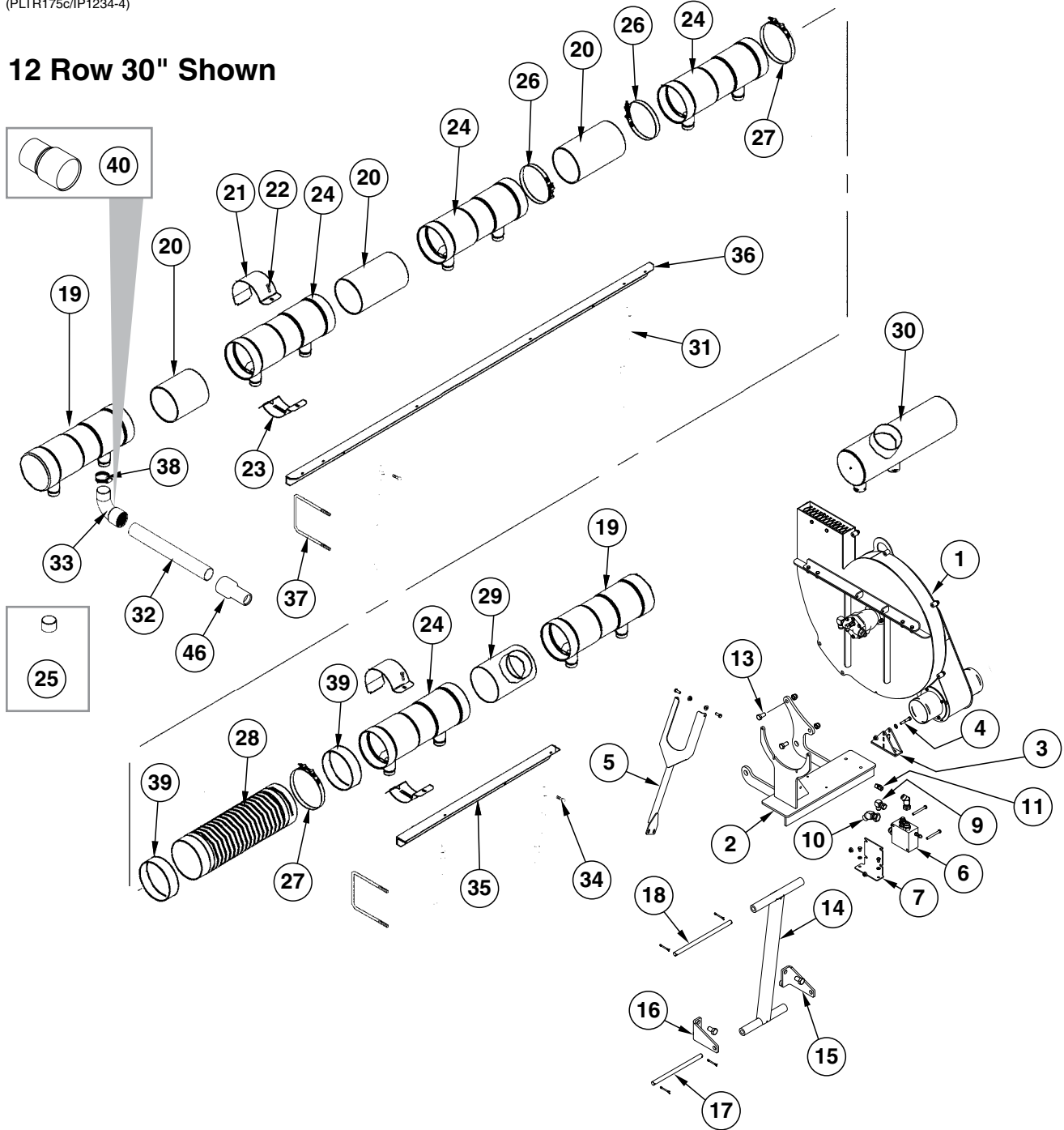
(IP1491)



ITEM	PART NO.	QTY. (Per Row)	DESCRIPTION
1	G3303-78	1	Chain, No. 41, 78 Pitch Including Connector Link
2	G3303-41	1	Chain, No. 41, 41 Pitch Including Connector Link
3	G10310	2	Carriage Bolt, 1/4"-20 x 3/4", Grade 2
4	GA16374	1	Electric Clutch
5	G10047	2	Hex Head Cap Screw, 3/8"-16 x 1 1/4"
6	GA1720	1	Bearing/Sprocket, 7/8" Hex Bore
7	GD23774	3	Spacer
8	G10108	2	Lock Nut, 3/8"-16
9	G11387	2	Flat Washer, 3/8" SAE
10	GD8893-01	1	Sleeve, 1 3/8" Long
11	GD11962	1	Idler
12	G10201	2	Special Washer, 3/8" x 1 1/2" O.D.
13	GD1026	1	Sleeve, 1 3/16"
14	GD11218	1	Spring
15	GD2971-24	1	Sleeve, 3/4"
16	G11091	2	Serrated Flange Nut, 3/8"-16
17	G10101	1	Hex Nut, 3/8"-16
18	G10753	1	Hex Head Cap Screw, 3/8"-16 x 4 1/2"
19	G10049	1	Hex Head Cap Screw, 3/8"-16 x 2 1/2"
20	G10621	2	Serrated Flange Nut, 1/4"-20
21	G10338	2	Carriage Bolt, 5/16"-18 x 1 1/4"
22	GB0331	1	Clutch Adapter Plate
23	GA10151	1	Seed Meter Clutch Assembly, 11/19 Tooth (Mechanical)
	GA20640	-	Seed Meter Clutch Assembly, 11/28 Tooth (Vacuum)
24	G10620	2	Serrated Flange Nut, 5/16"-18

(PLTR175c/IP1234-4)

12 Row 30" Shown



ITEM	PART NO.	QTY.	DESCRIPTION
1	---	1	See "Vacuum System" on page P63
2	GA22268	1	Fan Mount
3	GA14386	1	Vacuum Fan Mount
4	G10164	1	Hex Head Cap Screw, 3/8"-16 x 2 1/4", Full Thread
	G11387	1	Flat Washer, 3/8" SAE
	G11091	1	Serrated Flange Nut, 3/8"-16
5	GA14378	1	Vacuum Fan Strut
	G10001	2	Hex Head Cap Screw, 3/8"-16 x 1"
	G11091	2	Serrated Flange Nut, 3/8"-16
6	GA11068	1	See "Vacuum Fan Motor Valve Block Assembly (Located Below Vacuum Fan Motor Assembly)" on page P174
	G10809	2	Hex Head Cap Screw, 3/8"-16 x 3 1/4"
	G11091	2	Serrated Flange Nut, 3/8"-16
7	GD20590	1	Vacuum Hydraulic Block Mount
	G10034	2	Hex Head Cap Screw, 3/8"-16 x 1/2"
	G10229	2	Lock Washer, 3/8"
8	---	-	---
9	G6500-10	1	Swivel Elbow, 90°, 7/8"-14 Male JIC To Female
10	G6502-12	1	Swivel Elbow, 45°, 1 1/16"-12 Male JIC To Female
11	G6500-06	1	Swivel Elbow, 90°, 9/16"-18 Male JIC To Female
12	---	-	---
13	G10055	2	Hex Head Cap Screw, 5/8"-11 x 1 1/4"
	G10107	2	Lock Nut, 5/8"-11
14	GA14383	1	Fan Strut Mount
15	GA14384	1	Strut Mount, R.H.
	G10025	1	Hex Head Cap Screw, 3/4"-10 x 1 1/2"
16	GA14385	1	Strut Mount, L.H.
	G10025	1	Hex Head Cap Screw, 3/4"-10 x 1 1/2"
17	GD20534	1	Lower Strut Pin
	G10462	2	Cotter Pin, 3/16" x 2"
18	GD20518	1	Upper Strut Pin
	G10462	2	Cotter Pin, 3/16" x 2"
19	GD15850	3	Manifold, 21" (Open One End)
20	GD15856-04	2	Pipe, 6" x 6", 12 Row 30"
	GD15856-03	4	Pipe, 6" x 11", 12 Row 30"
	GD15856-03	10	Pipe, 6" x 11", 16 Row 30"
21	GD15854	7-15	Clamp
22	G10312	7-15	Carriage Bolt, 5/16"-18 x 3/4"
	G10620	7-15	Serrated Flange Nut, 5/16"-18
23	GA11164	7-15	Mount
24	GD15799	4-12	Manifold, 21" (Open Both Ends)
25	G11147	-	Cap, 2"
26	G11145	7-23	T-Bolt Clamp, 7"
27	G11194	4	T-Bolt Clamp, 7 1/4"
28	GD16317-01	2	Hose, 7" x 21"
29	GA18736	1	Manifold, 21 15/16", 12 Row 30" And 16 Row 30"
30	GA18737	1	Manifold, 21 15/16", 12 Row 30" And 16 Row 30"
31	GA14513	-	Manifold Mount, Mainframe
32	---	-	See "Vacuum Manifolds and Hoses, 12 Row" on page P67 See "Vacuum Manifolds and Hoses, 16 Row" on page P68
33	GD14626	10-14	Elbow, 90°, 2"
34	G10019	24-36	Hex Head Cap Screw, 5/16"-18 x 1"
	G10620	24-36	Serrated Flange Nut, 5/16"-18

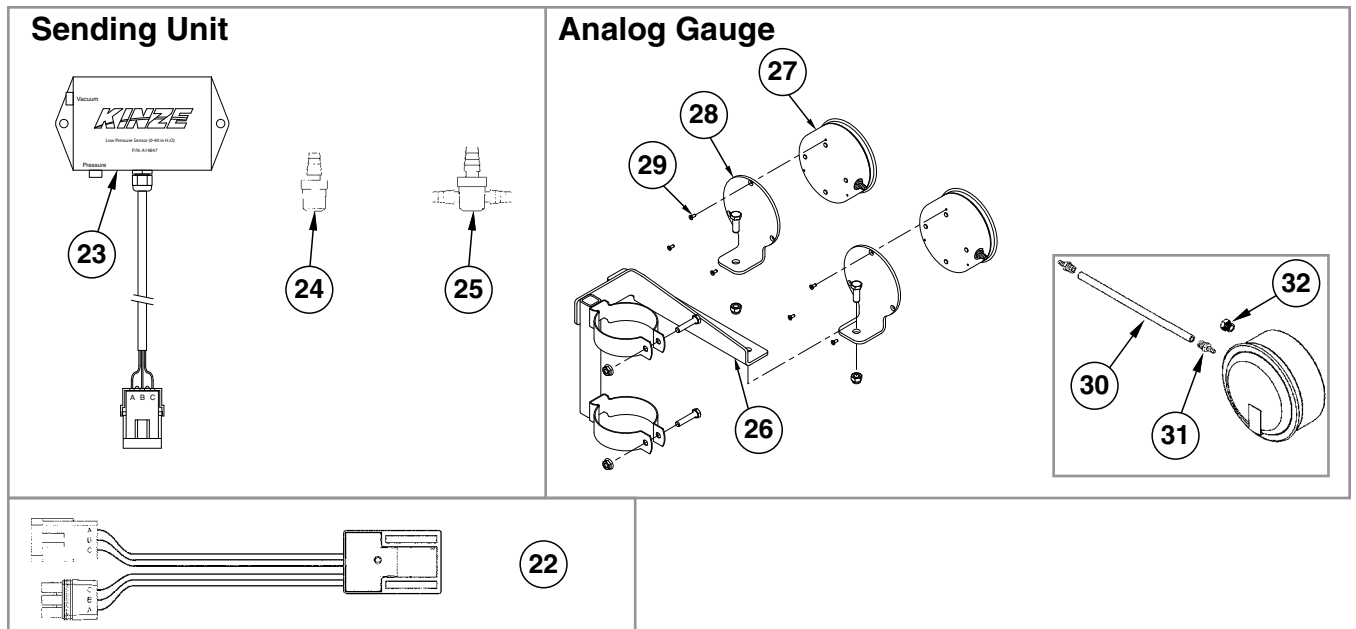
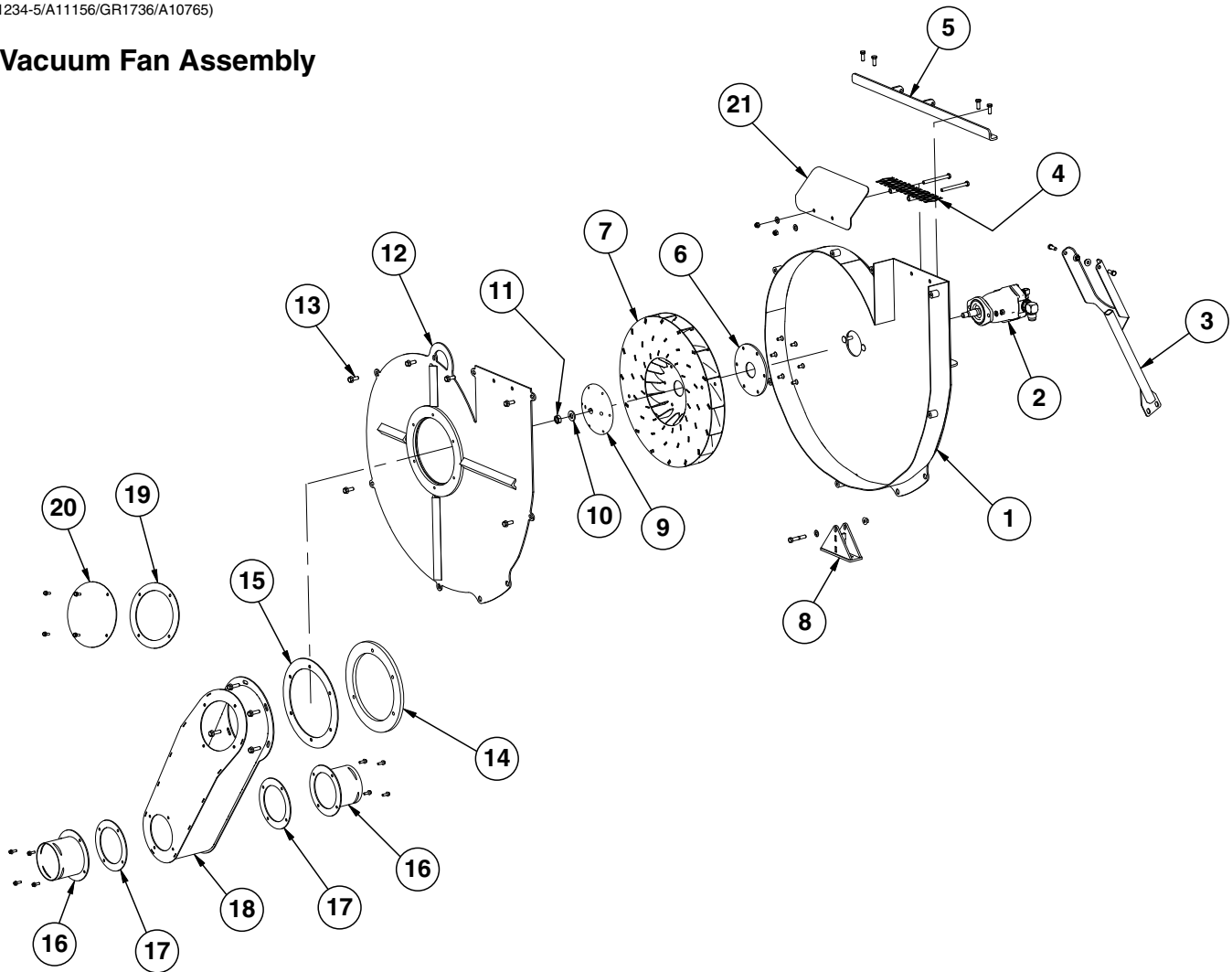
Continued on the next page.

ITEM	PART NO.	QTY.	DESCRIPTION
35	GD31425	1	Main Frame Manifold Rail, 37"
36	GD31426	2	Wing Manifold Rail, 87½", 12 Row
	GD31427	2	Wing Manifold Rail, 142½", 16 Row
37	GD11721	8-10	U-Bolt, 5" x 7" x ½"-13
	G10071	16-20	Serrated Flange Nut, ½"-13
38	G10676	-	Hose Clamp, No. 36, Stainless Steel
39	GD16194-01	-	Tube, 6 ⅝" x 2"
40	GD14627	2	Coupler, 2"
41	G10755	2	Hex Head Cap Screw, ⅝"-18 x 3"
	GD2971-21	2	Sleeve
	G11386	2	Flat Washer, ⅝" SAE
	G10620	2	Serrated Flange Nut, ⅝"-18
42	GD20722	-	Wing Manifold Mount
43	G10071	8	Serrated Flange Nut, ½"-13
44	GD4743	4	U-Bolt, 3" x 3" x ½"-13
45	G10060	2	Hex Head Cap Screw, ⅝"-18 x 2½"
	GD16959-03	-	Sleeve
	G11386	-	Flat Washer, ⅝" SAE
	G10620	-	Serrated Flange Nut, ⅝"-18
46	GB0827	12-16	Vacuum Reducer, 2" to 1¾"

This page left blank intentionally.

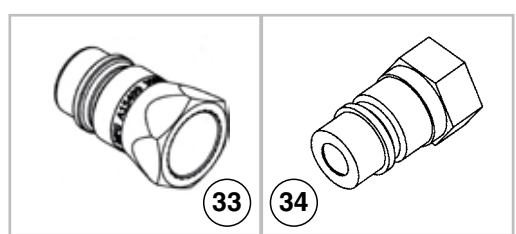
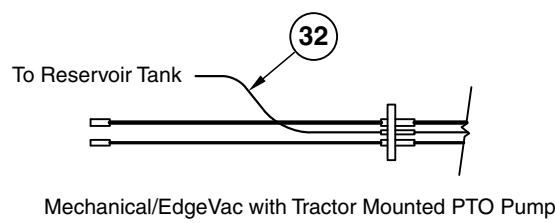
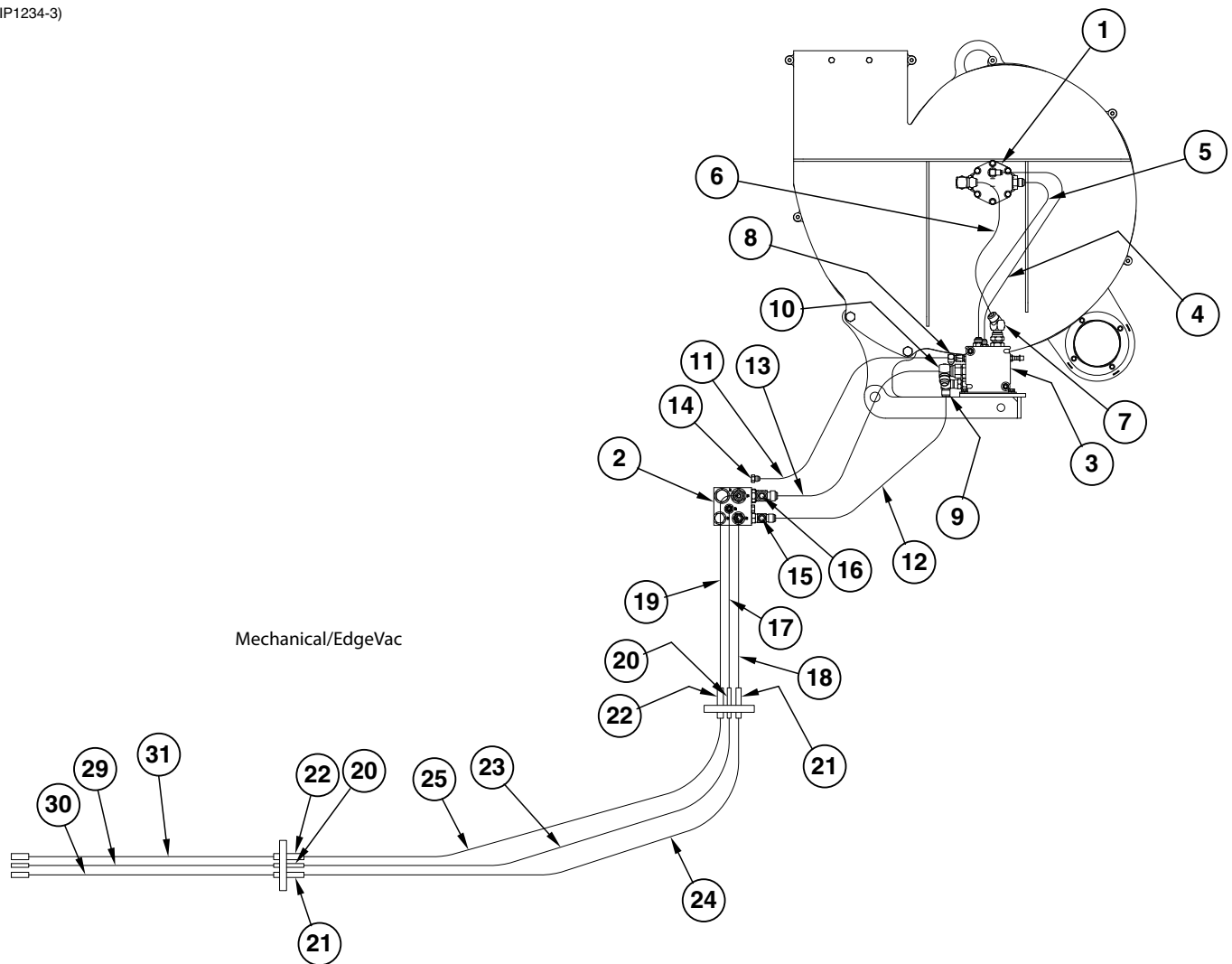
(IP1234-5/A11156/GR1736/A10765)

Vacuum Fan Assembly



ITEM	PART NO.	QTY.	DESCRIPTION
1	GA13299	1	Shroud
2	---	-	See "Vacuum Fan Hydraulic Motor Assembly" on page P173
	G10599	2	Carriage Bolt, 3/8"-16 x 1 1/4"
	G10229	2	Lock Washer, 3/8"
	G10101	2	Hex Nut, 3/8"-16
3	GA14378	1	Vacuum Fan Strut
	G10001	2	Hex Head Cap Screw, 3/8"-16 x 1"
	G11091	2	Serrated Flange Nut, 3/8"-16
4	GA11987	1	Screen
	G10753	2	Hex Head Cap Screw, 3/8"-16 x 4 1/2"
	G11387	2	Flat Washer, 3/8" SAE
	G10108	2	Lock Nut, 3/8"-16
5	GA14396	1	Strut Mount
	G10001	4	Hex Head Cap Screw, 3/8"-16 x 1"
	G11091	4	Serrated Flange Nut, 3/8"-16
6	GD15789	1	Backing Plate
	G11133	6	Hex Socket Head Cap Screw, 5/16"-18 x 3/4", Grade 8
7	GA10635	1	Impeller
8	GA14386	1	Vacuum Fan Mount
	G10164	1	Hex Head Cap Screw, 3/8"-16 x 2 1/4", Full Thread
	G11387	1	Flat Washer, 3/8" SAE
	G10622	1	Serrated Flange Nut, 3/8"-16
9	GD15790	1	Hub
10	G11391	1	Flat Washer, 5/8" SAE
11	G10499	1	Hex Jam Nut, 5/8"-18, Grade 2
12	GA13671	1	Fan Cover
13	G11124	6	Whiz Lock Bolt, 3/8"-18 x 1"
14	GD16839	1	Spacer, 1/2" x 12"
15	GD16992	1	Gasket, 1/8" x 11 7/8"
16	GA13667	2	Snorkel Flange
	G11166	8	Whiz Lock Bolt, 1/4"-20 x 3/4"
17	GD19460	2	Flange Seal, 4 Bolt
18	GA14387	1	Snorkel
	G11204	4	Flanged Whiz Lock Screw, 3/8"-16 x 1 1/4", Serrated
19	GD19470	1	Flange Seal, 4 Bolt
20	GD19469	1	Snorkel Access Cover
	G11166	4	Whiz Lock Bolt, 1/4"-20 x 3/4"
21	GD15863	1	Discharge Deflector
22	GA12812	-	Hall Effect Adapter
23	GA14847	1	Low Pressure Sensor (0-40 IN H ₂ O) (Replaces GA12811)
	GD17151-20	-	Tubing, 1/4" x 10', (Only with GA14847)
	GD16324-01	-	Clear Plastic Tubing, 1/4" x 45"
	GA9964	-	Strain Relief
	G1K248	-	3-Pin Female Connector Kit (Black), Includes: (3) 3-Pin Female Housings, (9) Pin Contacts, (9) Seals
24	GR1736	1	Hose Barb, 1/8" Male NPT To Barb
25	GD21278	-	Reducing Tee, 3/16" x 1/8"
26	---	-	See "Center Pivot" on page P115
27	GA21406	2	Analog Vacuum Gauge W/Hose Barb
	GR1777	-	Hose Barb, 3/16" x 1/8" NPT (Included W/GA21406)
28	GD15804	2	Mount
	G10108	2	Lock Nut, 3/8"-16
	G10001	2	Hex Head Cap Screw, 3/8"-16 x 1"
29	G11215	6	Hex Socket Head Cap Screw, No. 6-32 x 3/8", Grade 8
30	GD15849-02	1	Clear Tubing, 5/16" O.D. x 3/16" I.D. x 120"
31	GR1777	-	Hose Barb, 1/8" Male NPT To 3/16" Barb
32	GA10799	1	Breather, 1/8" Male NPT

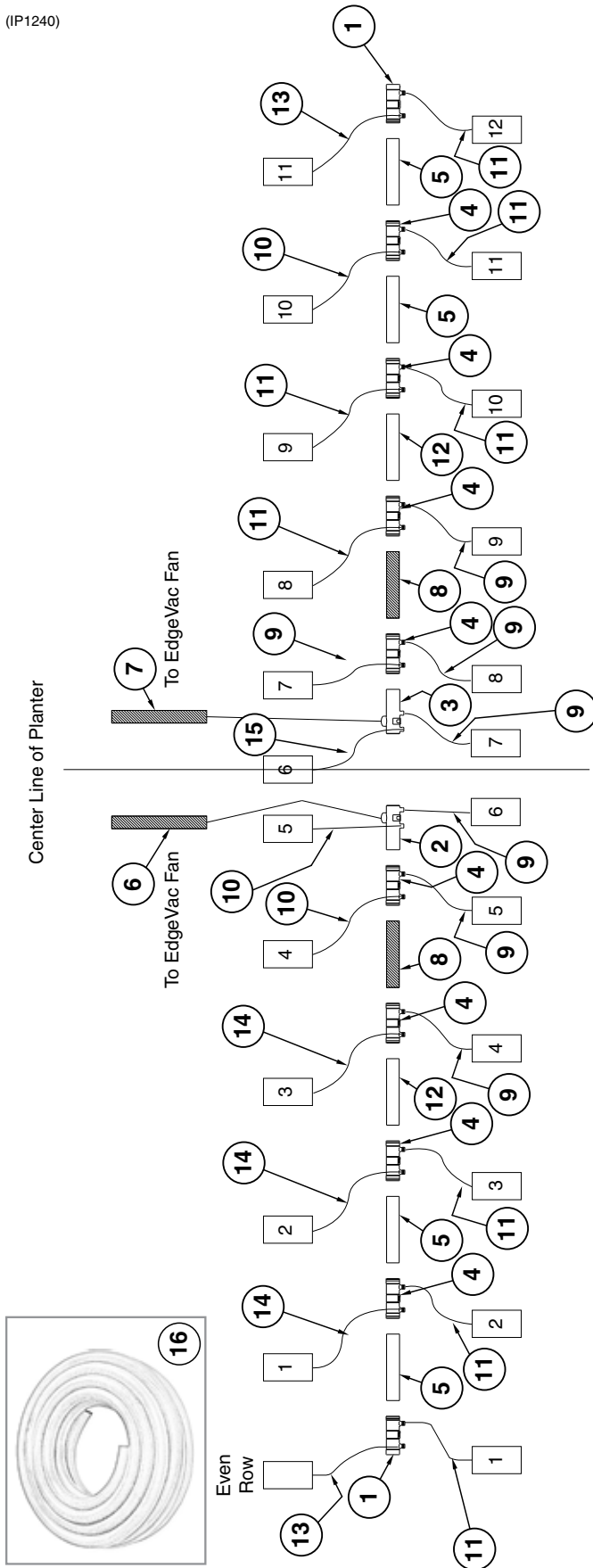
(IP1234-3)



ITEM	PART NO.	QTY.	DESCRIPTION
1	---	-	See "Vacuum Fan Hydraulic Motor Assembly" on page P173
2	---	-	See "Valve Blocks - Located on R.H. Rear Center Frame" on page P165
3	---	-	See "Vacuum Fan Motor Valve Block Assembly (Located Below Vacuum Fan Motor Assembly)" on page P174
4	*A12002	1	Hose Assembly, 3/8" x 32"
5	*A1424	1	Hose Assembly, 1/2" x 30"
6	*A3381	1	Hose Assembly, 3/4" x 26"
7	G6502-12	1	Swivel Elbow, 45°, 1 1/16"-12 Male JIC To Female
8	G6500-06	1	Swivel Elbow, 90°, 9/16"-18 Male JIC To Female
9	G6500-10	1	Swivel Elbow, 90°, 7/8"-14 Male JIC To Female
10	G6701-12	1	Elbow, 90°, 1 1/16"-12 Male JIC To Female
11	*A12093	1	Hose Assembly, 3/8" x 58"
12	*A12753	1	Hose Assembly, 1/2" x 57"
13	*A11444	1	Hose Assembly, 5/8" x 59"
14	G6400-06	1	Connector W/O-Ring, 9/16"-18 Male JIC To O-Ring
	GR1045	-	O-Ring
15	G304-C-10	1	Cap Nut, 7/8"-14
16	G304-C-12	1	Cap Nut, 1 1/16"-12
17	*A12094	1	Hose Assembly, 3/8" x 73 "
18	*A1464	1	Hose Assembly, 1/2" x 72"
19	*A11443	1	Hose Assembly, 5/8" x 73"
20	G2700-06-06	2	Bulkhead Tube Union, 9/16"-18 Male JIC
	G306-06	2	Lock Nut, 9/16"-18
21	G2700-10	2	Bulkhead Tube Union, 7/8"-14 Male JIC
	G306-10	2	Lock Nut, 7/8"-14
22	G2700-12	2	Bulkhead Tube Union, 1 1/16"-12 Male JIC
	G306-12	2	Lock Nut, 1 1/16"-12
23	*A12096	1	Hose Assembly, 3/8" x 140", 12 Row 30" and 16 Row 30"
	*A15023	-	Hose Assembly, 3/8" x 154", 16 Row 7.5" Twin Row
24	*A12751	1	Hose Assembly, 1/2" x 142 1/2", 12 Row 30" and 16 Row 30"
	*A12774	-	Hose Assembly, 1/2" x 157", 16 Row 7.5" Twin Row
25	*A11442	1	Hose Assembly, 5/8" x 137 1/2", 12 Row 30" and 16 Row 30"
	*A11458	-	Hose Assembly, 5/8" x 152", 16 Row 7.5" Twin Row
26	G2700-06-06	1	Bulkhead Tube Union, 9/16"-18 Male JIC
	G306-06	1	Lock Nut, 9/16"-18
27	G2700-10	1	Bulkhead Tube Union, 7/8"-14 Male JIC
	G306-10	1	Lock Nut, 7/8"-14
28	G2700-12	1	Bulkhead Tube Union, 1 1/16"-12 Male JIC
	G306-12	1	Lock Nut, 1 1/16"-12
29	*A12086	1	Hose Assembly, 3/8" x 206", 12 Row
	*A12087	-	Hose Assembly, 3/8" x 266", 16 Row
30	*A12754	1	Hose Assembly, 1/2" x 206", 12 Row
	*A8266	-	Hose Assembly, 1/2" x 268", 16 Row
31	*A11449	1	Hose Assembly, 5/8" x 206", 12 Row
	*A11450	-	Hose Assembly, 5/8" x 266", 16 Row
32	*A12092	-	Hose Assembly, 3/8" x 127", 12 Row
	*A12091	-	Hose Assembly, 3/8" x 187", 16 Row
33	GA15499	-	Special Pioneer Coupler, Zero Pressure Return
	GD25522	-	Hydraulic Tip Cover
34	GD4086	-	ISO Coupler

* Hydraulic hose is not stocked by Kinze Repair Parts.

(IP1240)



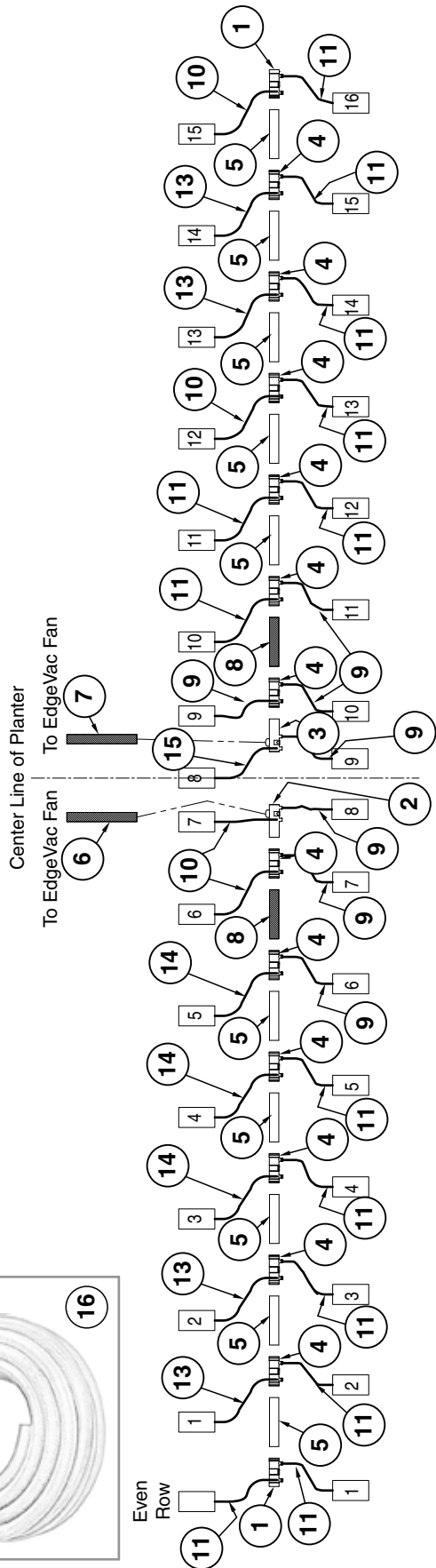
L.H. Side of Planter

R.H. Side of Planter

ITEM	PART NO.	QTY.	DESCRIPTION
1	GD15850	2	Manifold, 21" (Open One End)
2	GA18737	1	Manifold, 21 ^{15/16} "
3	GA18736	1	Manifold, 21 ^{15/16} "
4	GD15799	12	Manifold, 21" (Open Both Ends)
5	GD15856-03	10	Pipe, 6" x 11"
6	GD15867-02	1	Hose, 5" x 50"
	G11188	-	T-Bolt Clamp, 5 ^{1/4} "
7	GD15867-13	1	Hose, 5" x 64"
	G11188	-	T-Bolt Clamp, 5 ^{1/4} "
8	GD16317-01	2	Hose, 7" x 21"
9	*D15792-13	7	Hose, 2" x 50"
10	*D15792-06	3	Hose, 2" x 42"
11	*D15792-14	8	Hose, 2" x 46"
12	GD15856-04	2	Pipe, 6" x 6"
13	*D15792-24	2	Hose, 2" x 40"
14	*D15792-04	3	Hose, 2" x 36"
15	*D15792-11	1	Hose, 2" x 70"
16	GD15792-18	-	Vacuum Hose, 2" x 50'

*Hose not stocked by Kinze repair parts, but is available in bulk (GD15792-18).

(IP1241)



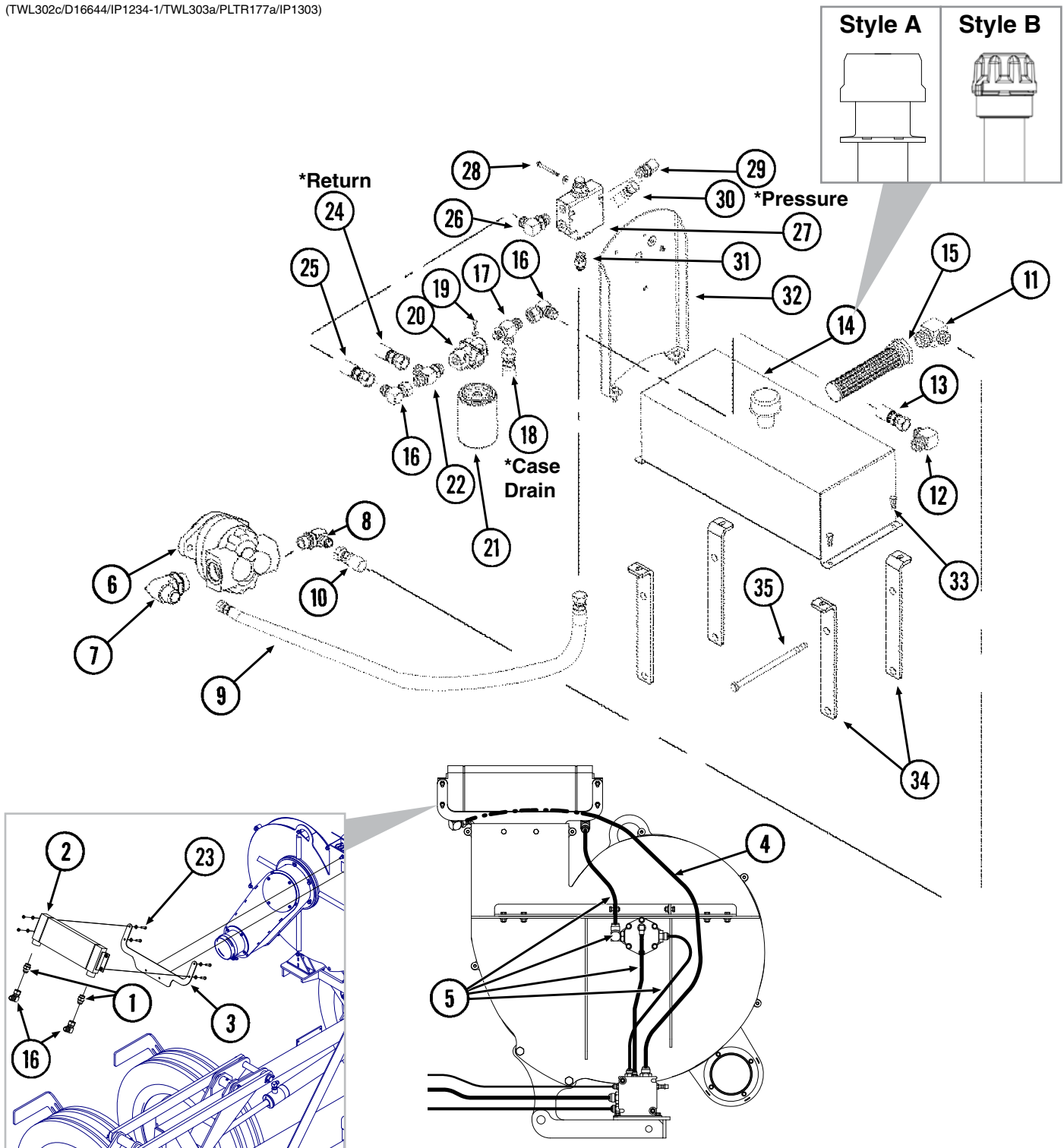
R.H. Side of Planter

L.H. Side of Planter

ITEM	PART NO.	QTY.	DESCRIPTION
1	GD15850	2	Manifold, 21" (Open One End)
2	GA18737	1	Manifold, 21 ^{15/16} "
3	GA18736	1	Manifold, 21 ^{15/16} "
4	GD15799	12	Manifold, 21" (Open Both Ends)
5	GD15856-03	10	Pipe, 6" x 11"
6	GD15867-02	1	Hose, 5" x 50"
	G11188	-	T-Bolt Clamp, 5/4"
7	GD15867-13	1	Hose, 5" x 64"
	G11188	-	T-Bolt Clamp, 5/4"
8	GD16317-01	2	Hose, 7" x 21"
9	*D15792-13	7	Hose, 2" x 50"
10	*D15792-06	4	Hose, 2" x 42"
11	*D15792-14	13	Hose, 2" x 46"
12	---	-	---
13	*D15792-24	4	Hose, 2" x 40"
14	*D15792-04	3	Hose, 2" x 36"
15	*D15792-11	1	Hose, 2" x 70"
16	GD15792-18	-	Vacuum Hose, 2" x 50'

*Hose not stocked by Kinze repair parts, but is available in bulk (GD15792-18).

(TWL302c/D16644/IP1234-1/TWL303a/PLTR177a/IP1303)



ITEM	PART NO.	QTY.	DESCRIPTION
1	G6400-12 GR1467	2 -	Connector W/O-Ring, 1 $\frac{1}{16}$ "-12 Male JIC To O-Ring O-Ring
2	GA10917	1	Oil Cooler
3	GD16608	1	Bracket
4	*A3363	-	Hose Assembly, $\frac{3}{4}$ " x 60"

PTO Pump Drive and Oil Cooler Option

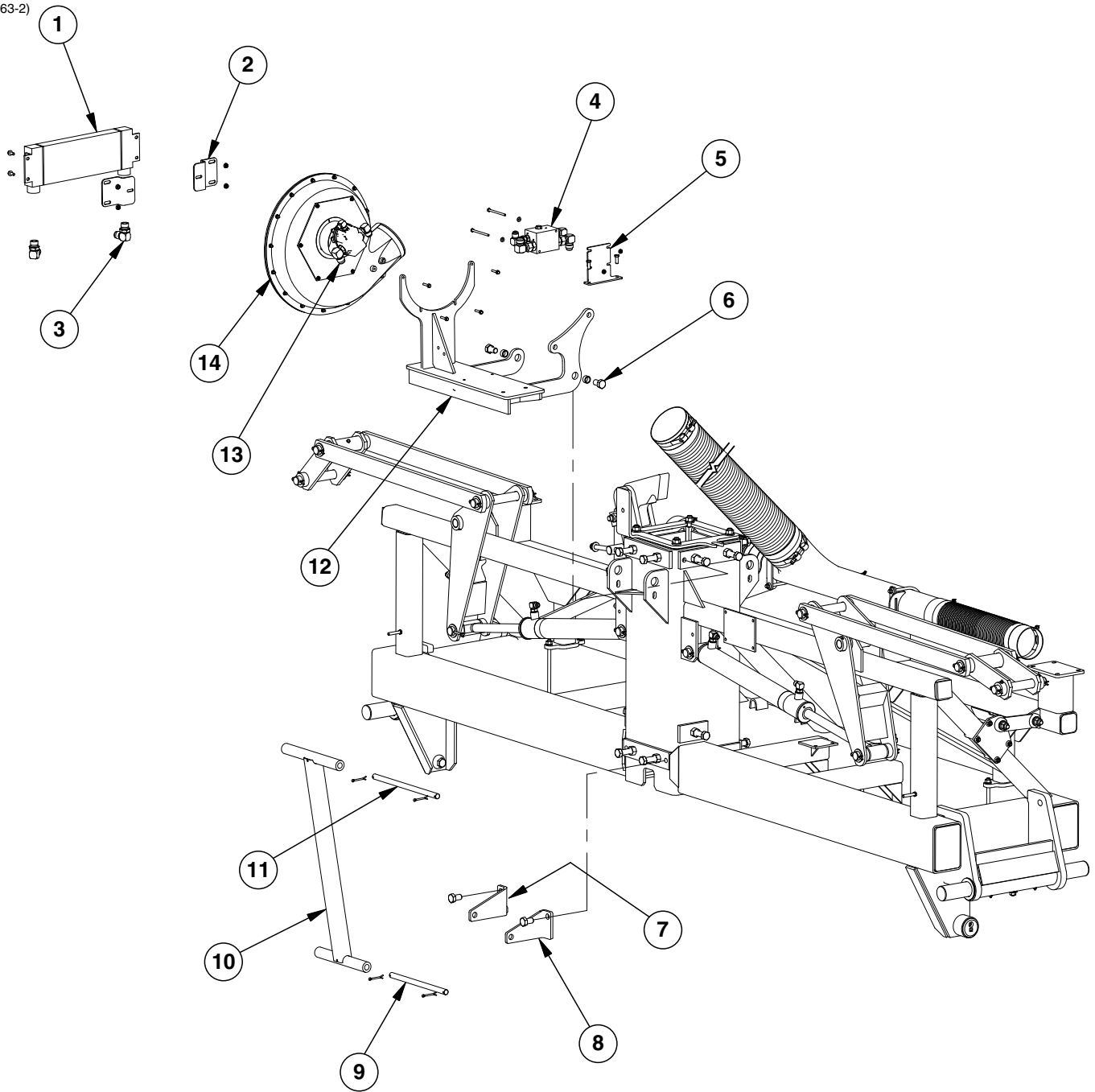
M0259-02

Model 3600

ITEM	PART NO.	QTY.	DESCRIPTION
5	---	-	See "Vacuum Fan Hydraulic Components" on page P65
6	GA14446 GR2025	- -	PTO Pump (1 $\frac{3}{8}$ " or 1 $\frac{3}{4}$ " Spline) Seal Kit (Included W/GA14446)
7	G6801-10-12 GR1467	1 -	Elbow W/O-Ring, 90°, 7 $\frac{1}{8}$ "-14 Male JIC To 1 $\frac{1}{16}$ "-12 O-Ring O-Ring
8	G6801-16-20 GR1786	- -	Elbow W/O-Ring, 90°, 1 $\frac{5}{16}$ "-12 Female JIC To O-Ring O-Ring
9	*A1464	1	Hose Assembly, 1/2" x 72"
10	*A6201	1	Hose Assembly, 1" x 72"
11	G2501-16-20	1	Elbow, 90°, 1 $\frac{5}{16}$ "-12 Male JIC To 1 $\frac{1}{4}$ " NPT
12	G2501-12-16	1	Elbow, 90°, 1 $\frac{1}{16}$ "-12 Male JIC To 1" NPT
13	*A3371	1	Hose Assembly, 3/4" x 25"
14	GA12802 GR1834 GR2218	1 - -	Reservoir W/Breather, 10 Gallon Raised Filler Breather, Style A (Included W/GA12802) Breather Cap, Style B
15	GD16040	1	Strainer
16	G6500-12	3	Swivel Elbow, 90°, 1 $\frac{1}{16}$ "-12 Male JIC To Female
17	G6804-12-12-08 GR1467	1 -	Adjustable Tee W/O-Ring, 1 $\frac{1}{16}$ "-12 Male JIC To 1 $\frac{1}{16}$ "-12 Male O-Ring To 3/4"-16 O-Ring
18	*A1105 *A7607	- -	Hose Assembly, 1/4" x 125", 12 Row 30" Hose Assembly, 1/4" x 187", 16 Row 30"
19	G10023 G10227	2 2	Hex Head Cap Screw, 1/4"-20 x 3/4" Lock Washer, 1/4"
20	GD16038	1	Filter Head
21	GD16037	1	Oil Filter, 10 Micron
22	G6804-12 GR1467	1 -	Adjustable Tee W/O-Ring, 1 $\frac{1}{16}$ "-12 Male JIC To O-Ring O-Ring
23	G10171 G11386 G10109	4 8 4	Hex Head Cap Screw, 5/16"-18 x 1 $\frac{1}{4}$ " Flat Washer, 5/16" SAE Lock Nut, 5/16"-18, Grade 8
24	*A12929 *A12928	- -	Hose Assembly, 3/4" x 127", 12 Row 30" Hose Assembly, 3/4" x 187", 16 Row 30"
25	*A3351	1	Hose Assembly, 3/4" x 20"
26	G6801-12-10 GR1466	1 -	Elbow W/O-Ring, 90°, 1 $\frac{1}{16}$ "-12 Male JIC To 7/8"-14 O-Ring O-Ring
27	GA10918	1	Flow Control Valve
28	G10403 G11385 G10110	2 4 2	Hex Head Cap Screw, 1/4"-20 x 2 $\frac{1}{2}$ " Flat Washer, 1/4" SAE Lock Nut, 1/4"-20, Grade 8
29	G6801-10 GR1466	1 -	Elbow W/O-Ring, 90°, 7/8"-14 Male JIC To O-Ring O-Ring
30	*A12758 *A12757	- -	Hose Assembly, 1/2" x 135", 12 Row 30" Hose Assembly, 1/2" x 195", 16 Row 30"
31	G6400-10 GR1466	1 -	Connector W/O-Ring, 7/8"-14 Male JIC To O-Ring O-Ring
32	GA11523	1	Mounting Bracket
33	G10001 G11387 G10108	2 4 4	Hex Head Cap Screw, 3/8"-16 x 1" Flat Washer, 3/8" SAE Lock Nut, 3/8"-16
34	GD16644	4	Bracket, 14 $\frac{1}{2}$ "
35	G11158 G10228 G10102	4 4 4	Hex Head Cap Screw, 1/2"-13 x 11 $\frac{1}{2}$ " Lock Washer, 1/2" Hex Nut, 1/2"-13

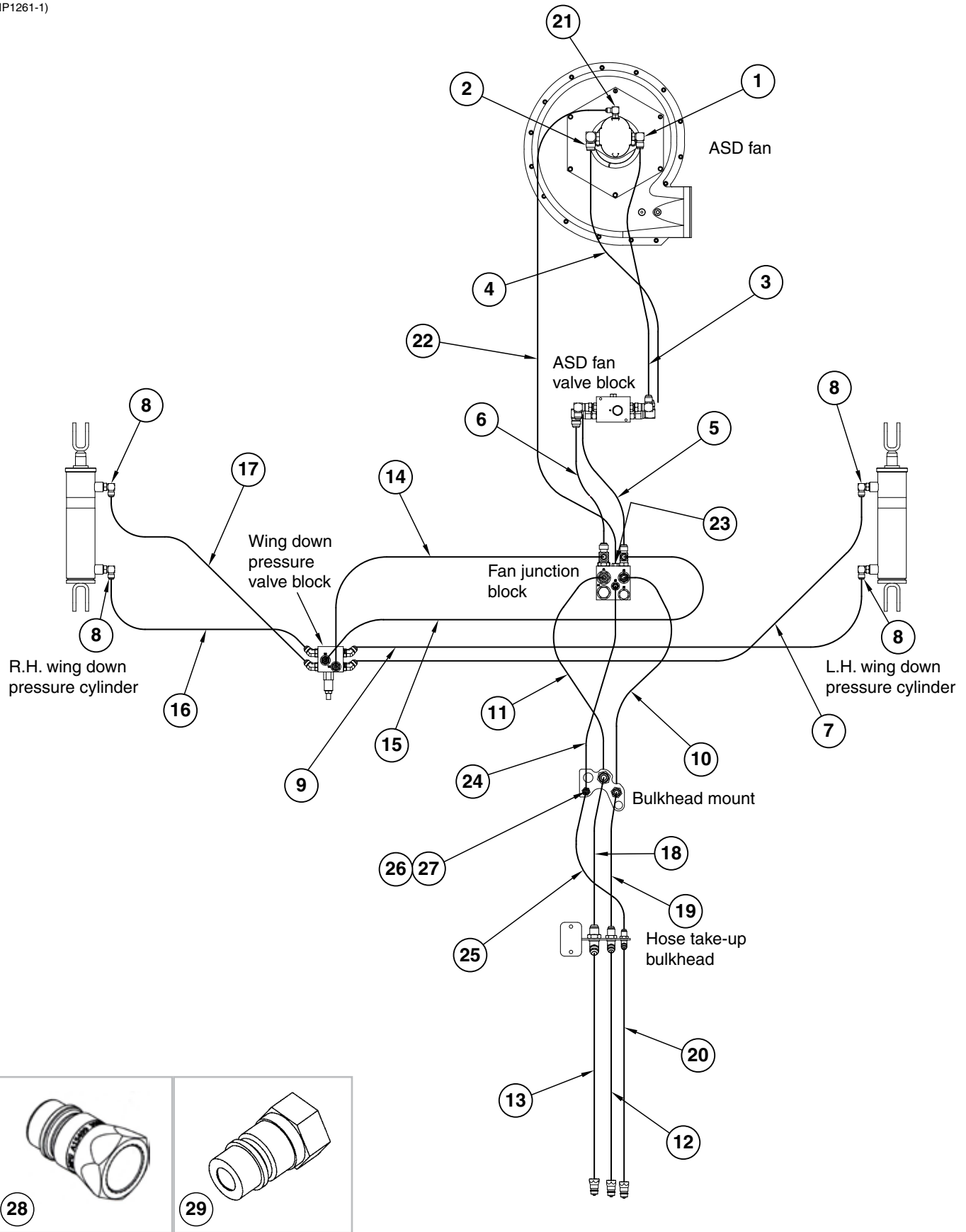
A G9310X - High Capacity PTO Pump Package, Includes: (2) Fittings, (1) High Capacity Pump
*** Hydraulic hose is not stocked by Kinze Repair Parts.**

(IP1263-2)



ITEM	PART NO.	QTY.	DESCRIPTION
1	GA10917	1	Hydraulic Oil Cooler
	G10961	4	Flanged Whiz Lock Screw, 5/16"-18 x 3/4", No Serration
	G10620	4	Serrated Flange Nut, 5/16"-18
2	GD19225	2	Cooler Mount Bracket
3	G6801-12	2	Elbow W/O-Ring, 90°, 1 1/16"-12 Male JIC To O-Ring
4	---	-	See "Bulk Fill Fan Valve Block" on page P175
	G10162	2	Hex Head Cap Screw, 1/4"-20 x 3 1/4"
	G11385	2	Flat Washer, 1/4" SAE
	G10621	2	Serrated Flange Nut, 1/4"-20
5	GD20591	1	Bulk Fill Hydraulic Block Mount
	G10001	2	Hex Head Cap Screw, 3/8"-16 x 1"
6	G10156	2	Hex Head Cap Screw, 3/4"-10 x 1 1/4"
	GD20539	2	Bushing
7	GA14385	1	Strut Mount, L.H.
	G10025	1	Hex Head Cap Screw, 3/4"-10 x 1 1/2"
8	GA14384	1	Strut Mount, R.H.
	G10025	1	Hex Head Cap Screw, 3/4"-10 x 1 1/2"
9	GD20534	1	Lower Strut Pin
	G10462	2	Cotter Pin, 3/16" x 2"
10	GA14383	1	Fan Strut Mount
11	GD20518	1	Upper Strut Pin
	G10462	2	Cotter Pin, 3/16" x 2"
12	GA22268	1	Fan Mount
	G11337	4	Hex Serrated Flange Cap Screw, 1/4"-20 x 1 1/4"
13	G6801-12-10	1	Elbow W/O-Ring, 90°, 1 1/16"-12 Male JIC To 7/8"-14 O-Ring
	G6801-10	1	Elbow W/O-Ring, 90°, 7/8"-14 Male JIC To O-Ring
	GR1466	-	O-Ring
14	---	-	See "Bulk Fill Fan System" on page P77

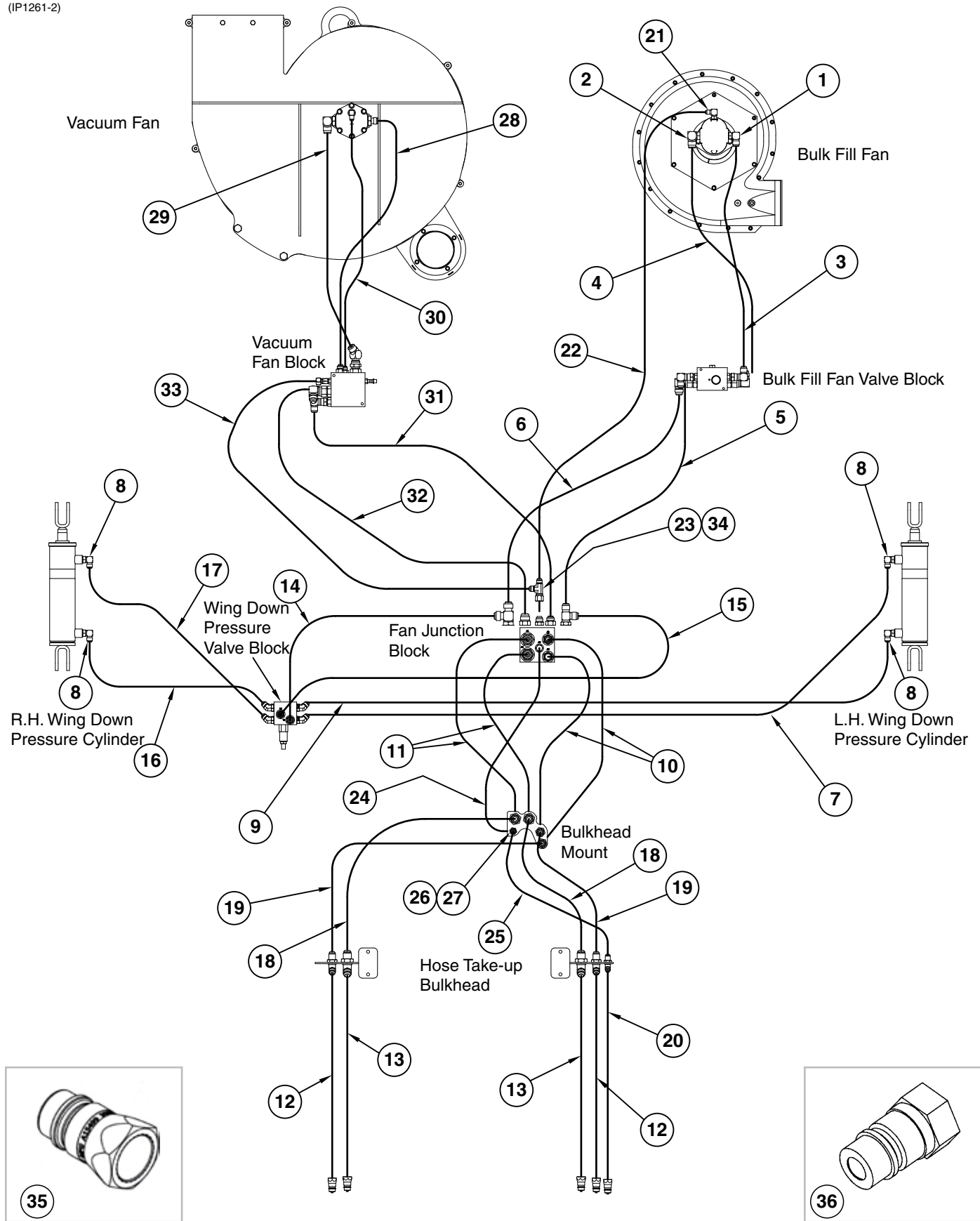
(IP1261-1)



ITEM	PART NO.	QTY.	DESCRIPTION
1	G6801-12 GR1467	1 -	Elbow W/O-Ring, 90°, 1 ¹ / ₁₆ "-12 Male JIC To O-Ring O-Ring
2	G6801-10-12 GR1037	1 -	Elbow W/O-Ring, 90°, 7 ⁸ / ₈ "-14 Male JIC To 1 ¹ / ₁₆ "-12 O-Ring O-Ring
3	*A12755	1	Hose Assembly, 1/2" x 44"
4	*A11447	1	Hose Assembly, 5/8" x 45"
5	*A8221	1	Hose Assembly, 1/2" x 76"
6	*A11445	1	Hose Assembly, 5/8" x 70"
7	*A3117	1	Hose Assembly, 3/8" x 176"
8	G6801-08 GR1037	4 -	Elbow W/O-Ring, 90°, 3/4"-16 Male JIC To O-Ring O-Ring
9	*A12076	1	Hose Assembly, 3/8" x 165"
10	*A1464	1	Hose Assembly, 1/2" x 72"
11	*A11443	1	Hose Assembly, 5/8" x 73"
12	*A12754 *A8266	1 -	Hose Assembly, 1/2" x 206", 12 Row Hose Assembly, 3/4" x 268", 16 Row
13	*A11449 *A11450	1 -	Hose Assembly, 5/8" x 206", 12 Row Hose Assembly, 5/8" x 266", 16 Row
14	*A12752	1	Hose Assembly, 1/2" x 23"
15	*A12085	1	Hose Assembly, 3/8" x 26"
16	*A3158	1	Hose Assembly, 3/8" x 46"
17	*A1021	1	Hose Assembly, 3/8" x 56"
18	*A11442 *A11458	1 -	Hose Assembly, 5/8" x 137 ¹ / ₂ ", 12 Row 30" and 16 Row 30" Hose Assembly, 5/8" x 152", 16 Row 7.5" Twin Row
19	*A12751 *A12774	1 -	Hose Assembly, 1/2" x 142 ¹ / ₂ ", 12 Row 30" and 16 Row 30" Hose Assembly, 1/2" x 157", 16 Row 7.5" Twin Row
20	*A12086 *A12087	1 -	Hose Assembly, 3/8" x 206", 12 Row Hose Assembly, 3/8" x 266", 16 Row
21	G6801-06 GR1045	1 -	Elbow W/O-Ring, 90°, 9/16"-18 Male JIC To O-Ring O-Ring
22	*A12095	1	Hose Assembly, 3/8" x 80"
23	G6400-06 GR1045	1 -	Connector W/O-Ring, 9/16"-18 Male JIC To O-Ring O-Ring
24	*A12094	1	Hose Assembly, 3/8" x 73"
25	*A12096 *A15023	1 -	Hose Assembly, 3/8" x 140", 12 Row 30" and 16 Row 30" Hose Assembly, 3/8" x 154", 16 Row 7.5" Twin Row
26	G306-06	1	Lock Nut, 9/16"-18
27	G2700-06-06	1	Bulkhead Tube Union, 9/16"-18 Male JIC
28	GA15499 GD25522	- -	Special Pioneer Coupler, Zero Pressure Return Hydraulic Tip Cover
29	G4086	-	ISO Coupler

* Hydraulic hose is not stocked by Kinze Repair Parts.

(IP1261-2)

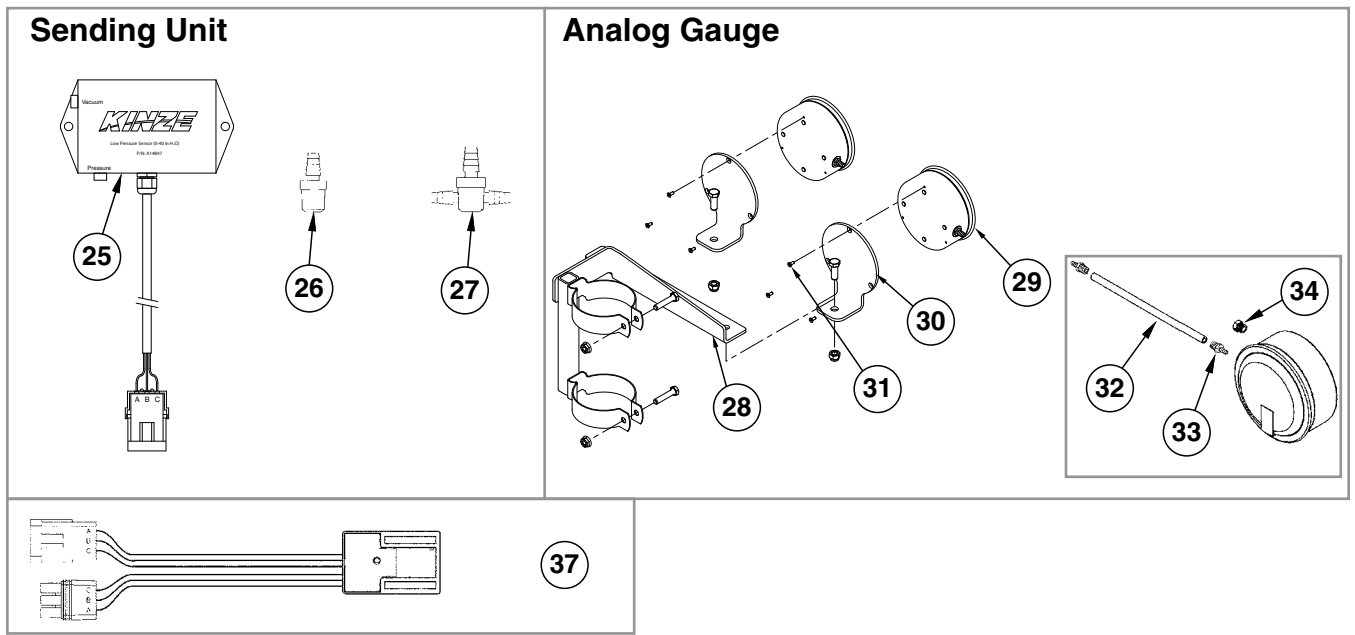
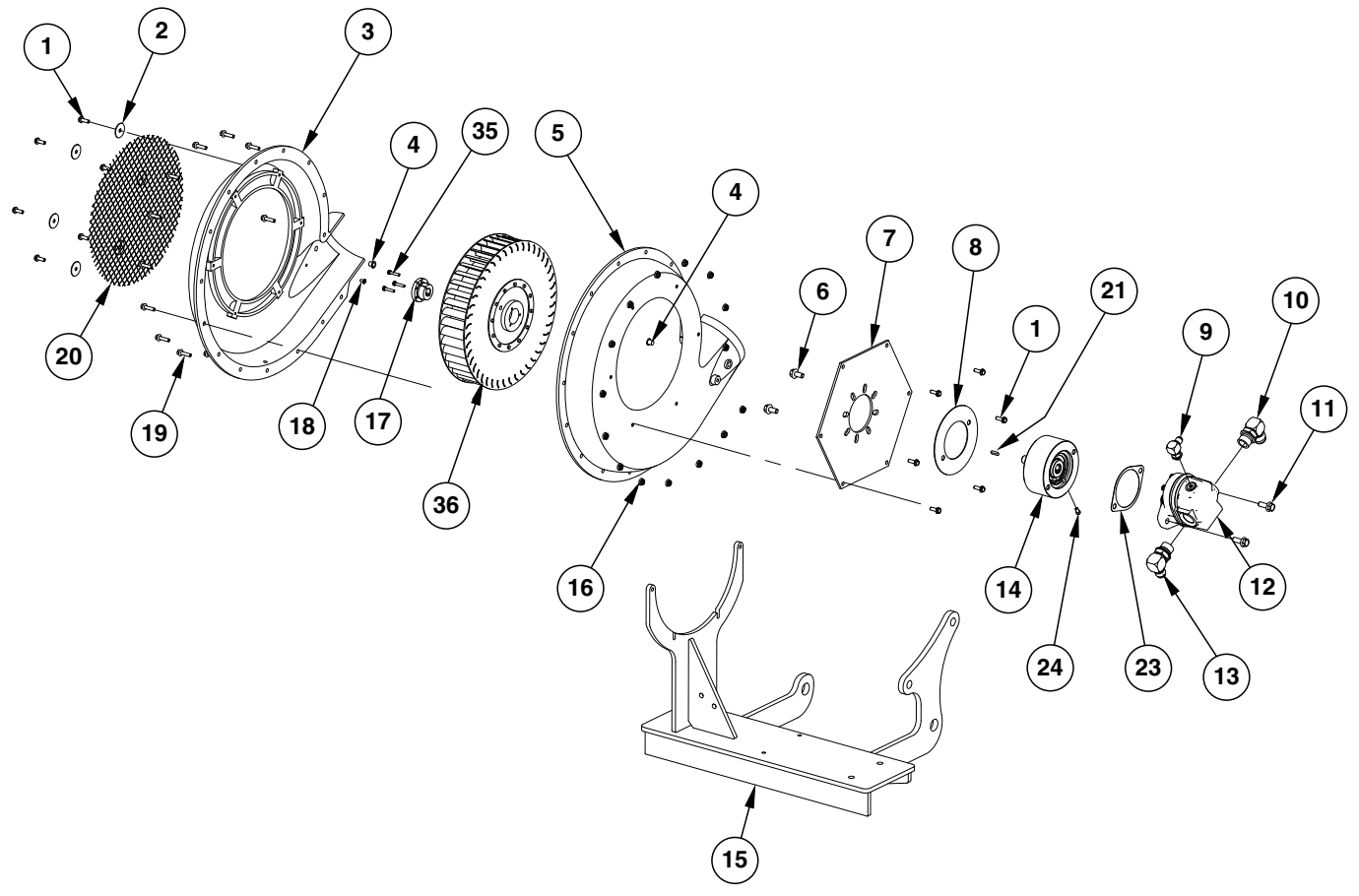


ITEM	PART NO.	QTY.	DESCRIPTION
1	G6801-12 GR1467	1 -	Elbow W/O-Ring, 90°, 1 ¹ / ₁₆ "-12 Male JIC To O-Ring O-Ring
2	G6801-10-12 GR1037	1 -	Elbow W/O-Ring, 90°, 7 ⁸ / ₁₆ "-14 Male JIC To 1 ¹ / ₁₆ "-12 O-Ring O-Ring
3	*A12755	1	Hose Assembly, 1/2" x 44" (10F-10F)
4	*A11447	1	Hose Assembly, 5/8" x 45" (12F-12F)
5	*A8221	1	Hose Assembly, 1/2" x 76" (10F-10F)
6	*A11445	1	Hose Assembly, 5/8" x 57" (12F-12F)
7	*A3117	1	Hose Assembly, 3/8" x 176" (08F-08F)
8	G6801-08 GR1037	4 -	Elbow W/O-Ring, 90°, 3/4"-16 Male JIC To O-Ring O-Ring
9	*A12076	1	Hose Assembly, 3/8" x 165" (08F-08F)
10	*A1464	2	Hose Assembly, 1/2" x 72" (10F-10F)
11	*A11443	2	Hose Assembly, 5/8" x 73" (12F-12F)
12	*A12754 *A8266	2 -	Hose Assembly, 1/2" x 206" (1/2M NPTF-10F), 12 Row Hose Assembly, 1/2" x 268" (1/2M NPTF-10F), 16 Row
13	*A11449 *A11450	2 -	Hose Assembly, 5/8" x 206" (1/2M NPTF-12F), 12 Row Hose Assembly, 5/8" x 266" (1/2M NPTF-12F), 16 Row
14	*A12752	1	Hose Assembly, 1/2" x 23" (10F-12F)
15	*A12085	1	Hose Assembly, 3/8" x 26" (08F-10F)
16	*A3158	1	Hose Assembly, 3/8" x 46" (08F-08F)
17	*A1021	1	Hose Assembly, 3/8" x 56" (08F-08F)
18	*A11442 *A11458	1 -	Hose Assembly, 5/8" x 137 ¹ / ₂ " (12F-12F), 12 Row 30" and 16 Row 30" Hose Assembly, 5/8" x 152" (12F-12F), 16 Row 7.5" Twin Row
19	*A12751 *A12774	1 -	Hose Assembly, 1/2" x 142 ¹ / ₂ " (10F-10F), 12 Row 30" and 16 Row 30" Hose Assembly, 1/2" x 157" (10F-10F), 16 Row 7.5" Twin Row
20	*A12086 *A12087	1 -	Hose Assembly, 1/4" x 206" W/Tip (1/2M NPTF-06F), 12 Row Hose Assembly, 3/8" x 266" W/Tip (1/2M NPTF-06F), 16 Row
21	G6801-06 GR1045	1 -	Elbow W/O-Ring, 90°, 9/16"-18 Male JIC To O-Ring O-Ring
22	*A12095	1	Hose Assembly, 3/8" x 80" (06F-06F)
23	G6400-06 GR1045	1 -	Connector W/O-Ring, 9/16"-18 Male JIC To O-Ring O-Ring
24	*A12094	1	Hose Assembly, 3/8" x 73" (06F-06F)
25	*A12096 *A15023	1 -	Hose Assembly, 3/8" x 140" (06F-08F), 12 Row 30" and 16 Row 30" Hose Assembly, 3/8" x 154", 16 Row 7.5" Twin Row
26	G306-06	1	Lock Nut, 9/16"-18
27	G2700-06-06	1	Bulkhead Tube Union, 9/16"-18 Male JIC
28	*A1424	1	Hose Assembly, 1/2" x 30" (10F-10F)
29	*A11446	1	Hose Assembly, 3/4" x 29" (12F-12F)
30	*A12002	1	Hose Assembly, 3/8" x 32" (06F-06F)
31	*A12753	1	Hose Assembly, 1/2" x 57" (10F-10F)
32	*A11444	1	Hose Assembly, 5/8" x 59" (12F-12F)
33	*A12093	1	Hose Assembly, 3/8" x 58" (06F-06F)
34	G6602-06	1	Swivel Tee, 9/16"-18 JIC
35	GA15499 GD25522	- -	Special Pioneer Coupler, Zero Pressure Return Hydraulic Tip Cover
36	G4086	-	ISO Coupler

* Hydraulic hose is not stocked by Kinze Repair Parts.

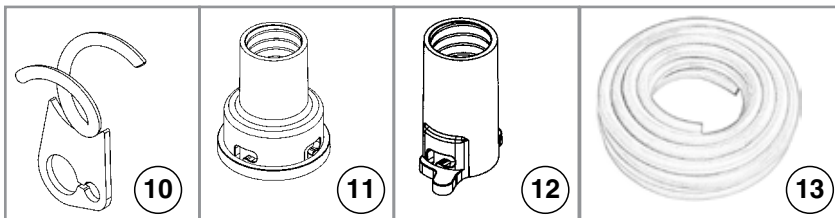
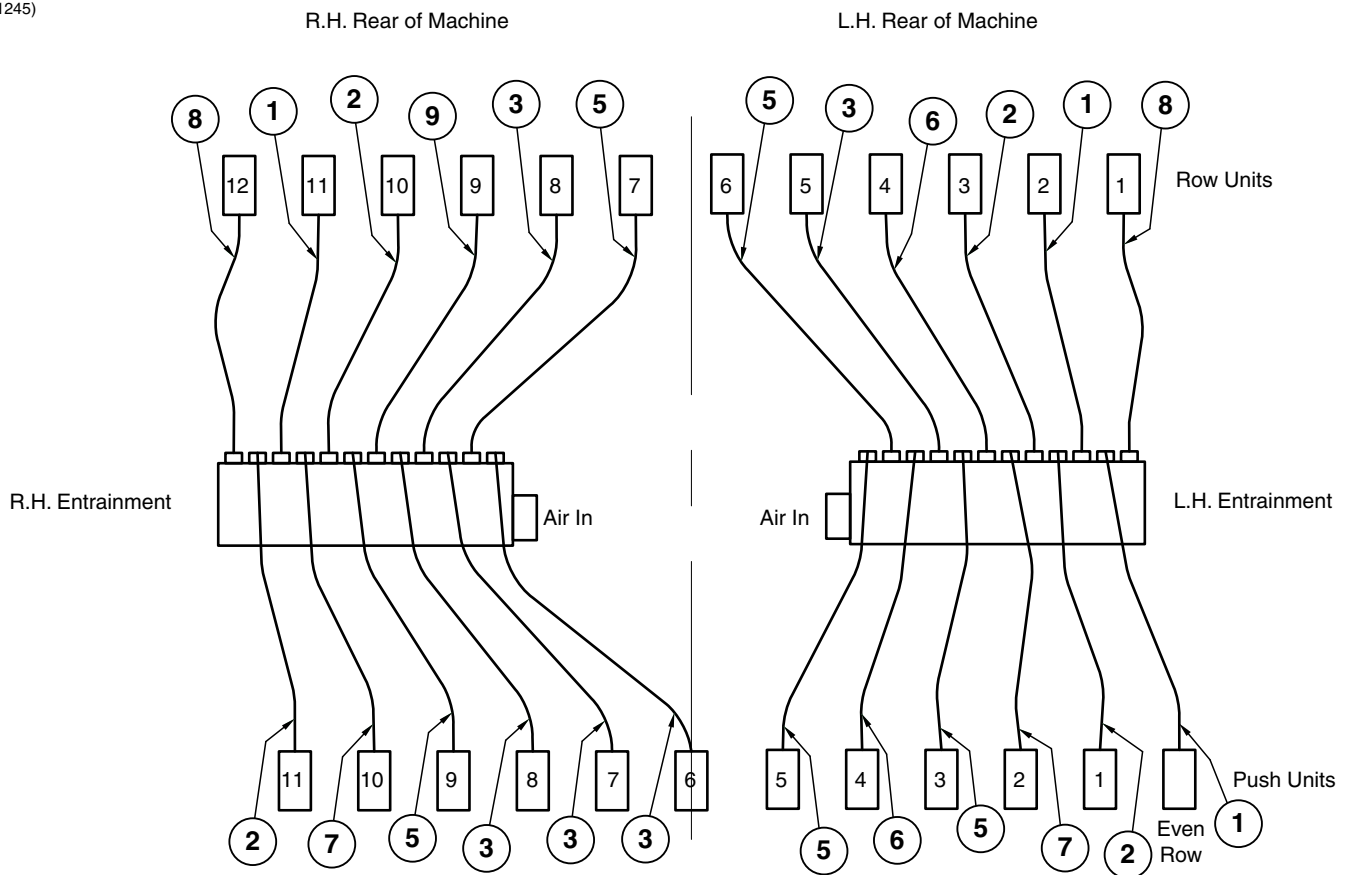
(IP1242)

Bulk Fill Fan Assembly



ITEM	PART NO.	QTY.	DESCRIPTION
1	G10988	12	Hex Non-Serrated Flange Cap Screw, ¼"-20 x ¾"
2	GR1977	6	Fender Washer, ¼"
3	GR1965	1	Non-Flanged Outer Case
4	GR1979	2	Plastic Plug, 7/16"
5	GR1966	1	Non-Flanged Inner Case
6	G11123	2	Hex Serrated Flange Cap Screw, ⅜"-16 x ¾"
7	GR1969	1	Backing Plate
8	GD25644	1	Cover Plate
9	G6801-06 GR1045	1 -	Elbow W/O-Ring, 90°, ⅝"-18 Male JIC To O-Ring O-Ring
10	G6801-12 GR1467	1 -	Elbow W/O-Ring, 90°, 1½"-12 Male JIC To O-Ring O-Ring
11	G11124	2	Hex Serrated Flange Cap Screw, ⅜"-16 x 1"
12	GA14574	1	Hydraulic Motor
13	G6801-12-10 GR1466	1 -	Elbow W/O-Ring, 90°. 1½"-12 Male JIC To ⅞"-14 O-Ring O-Ring
14	GA15452 GD20928	1 -	Overhung Load Adapter Bearing (Included W/GA15452)
15	GA22268	1	Fan Mount
16	G10621	15	Serrated Flange Nut, ¼"-20
17	GR1961	1	Bushing, ⅝"
18	GR1978	1	Plastic Plug, ¼"
19	G11409	15	Hex Serrated Flanged Cap Screw, ¼"-20 x 1"
20	GR1967	1	Screen
21	GD21300	1	Key Stock, ⅜" x ¾"
22	GR2000	1	Hydraulic Motor Key
23	GD30882	1	Gasket, 2-Bolt Mount
24	GD31305	1	Rubber Seal Plug
25	GA14847 GD16324-01 GA9964 G1K248	1 - - -	Low Pressure Sensor (0-40 IN H ₂ O) (Replaces GA14116) Clear Plastic Tubing, ¼" x 45" Strain Relief 3-Pin Female Connector Kit (Black), Includes: (3) 3-Pin Female Housings, (9) Pin Contacts, (9) Seals
26	GR1736	1	Hose Barb, ⅝" Male NPT To Barb
27	GD21278	-	Reducing Tee, ⅜" x ⅝"
28	---	-	See "Center Pivot" on page P115
29	GA21406 GR1777	2 -	Pressure Gauge W/Hose Barb Hose Barb, ⅜" x ⅝" NPT (Included W/GA21406)
30	GD15804 G10108 G10001	2 2 2	Mount Lock Nut, ⅜"-16 Hex Head Cap Screw, ⅜"-16 x 1"
31	G11215	6	Hex Socket Head Cap Screw, No. 6-32 x ⅜", Grade 8
32	GD15849-02	1	Clear Tubing, ⅝" O.D. x ⅜" I.D. x 120"
33	GA10765 GR1777	1 -	Analog Vacuum Gauge W/Hose Barb Hose Barb, ⅝" Male NPT To ⅜" Barb (Included W/GA10765)
34	GA10799	1	Breather, ⅝" Male NPT
35	G11518 G10243	3 3	Hex Head Machine Screw, #10-24 x 1" Washer, No. 10 SAE
36	GR2109	-	Impeller
37	GA12812	-	Hall Effect Adapter
A	GA14572	-	Bulk Fill Fan Assembly (Non-Flanged) (Items 1-5, 7, 16, 18-20, and 36)
B	GR1960	-	Hydraulic Motor Seal Kit

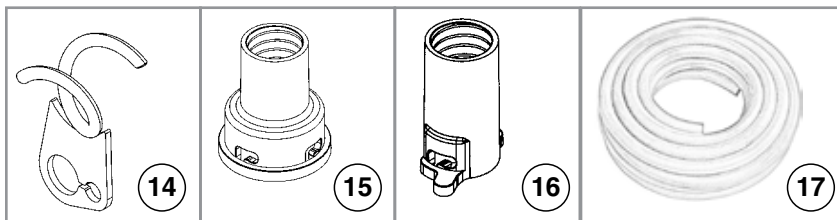
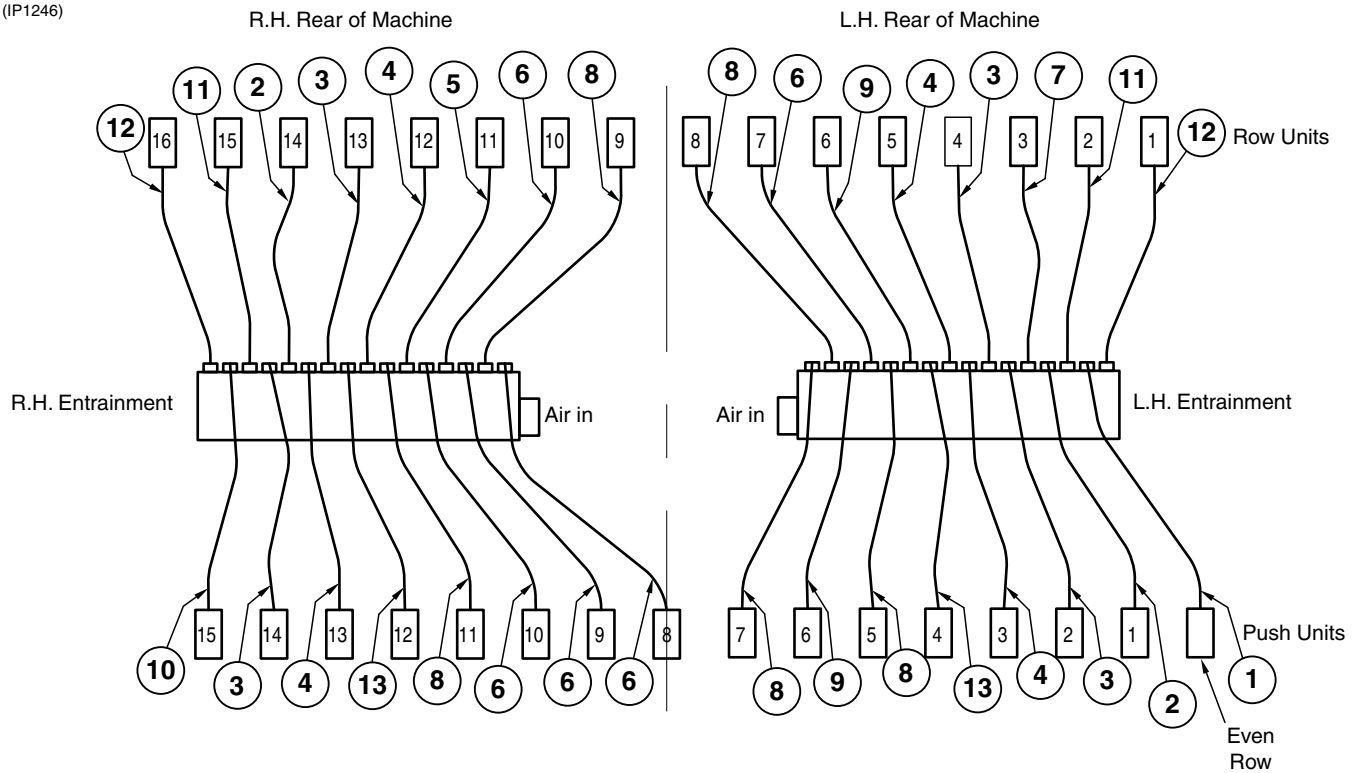
(IP1245)



ITEM	PART NO.	QTY.	DESCRIPTION
1	*A13802	3	Hose Assembly, 1 1/4" x 161"
2	*A13803	4	Hose Assembly, 1 1/4" x 133"
3	*A13805	5	Hose Assembly, 1 1/4" x 71"
4	*A13801	1	Hose Assembly, 1 1/4" x 192"
5	*A13807	5	Hose Assembly, 1 1/4" x 82"
6	*A13808	2	Hose Assembly, 1 1/4" x 93"
7	*A13824	2	Hose Assembly, 1 1/4" x 103"
8	*A13801	1	Hose Assembly, 1 1/4" x 192"
9	*A13804	1	Hose Assembly, 1 1/4" x 101"
10	GA14593	-	Hose Holder (Used on Rows 1 and 12)
11	GB0425	-	Dissipator Quick Coupler
12	GB0429	-	Seed Entrainer Quick Coupler
13	GR1947	-	Bulk Fill Hose, 1" I.D. x 1 1/4" O.D. x 100'

*Hose not stocked by Kinze repair parts, but is available in bulk (GR1947).

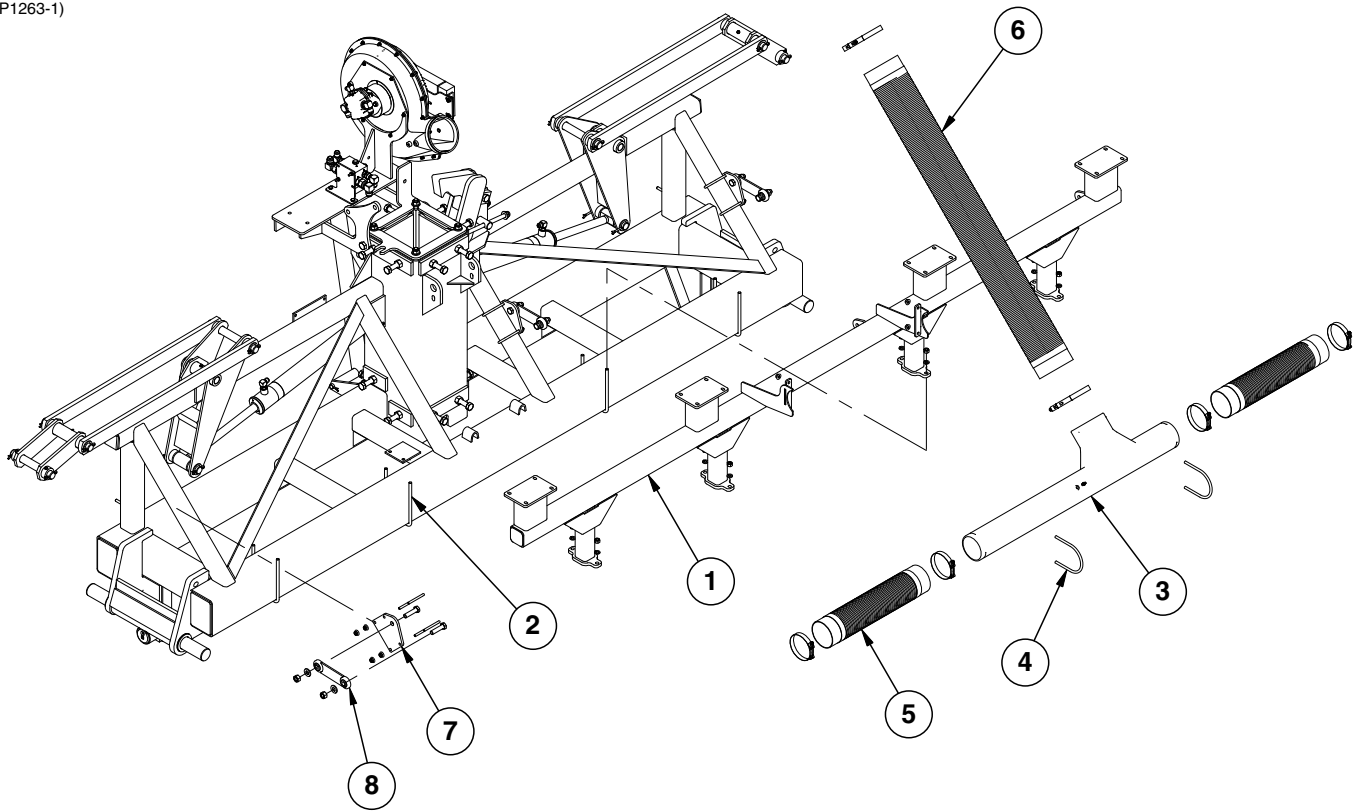
(IP1246)



ITEM	PART NO.	QTY.	DESCRIPTION
1	*A13800	1	Hose Assembly, 1¼" x 218"
2	*A13801	2	Hose Assembly, 1¼" x 192"
3	*A13802	4	Hose Assembly, 1¼" x 161"
4	*A13803	4	Hose Assembly, 1¼" x 133"
5	*A13804	1	Hose Assembly, 1¼" x 101"
6	*A13805	5	Hose Assembly, 1¼" x 71"
7	*A13826	1	Hose Assembly, 1¼" x 176"
8	*A13807	5	Hose Assembly, 1¼" x 82"
9	*A13808	2	Hose Assembly, 1¼" x 93"
10	*A13809	1	Hose Assembly, 1¼" x 205"
11	*A13810	2	Hose Assembly, 1¼" x 225"
12	*A13817	2	Hose Assembly, 1¼" x 246"
13	*A13824	2	Hose Assembly, 1¼" x 103"
14	GA14593	-	Hose Holder (Used on Rows 1, 2, 15, and 16)
15	GB0425	-	Dissipator Quick Coupler
16	GB0429	-	Seed Entrainer Quick Coupler
17	GR1947	-	Bulk Fill Hose, 1" I.D. x 1¼" O.D. x 100'

*Hose not stocked by Kinze repair parts, but is available in bulk (GR1947).

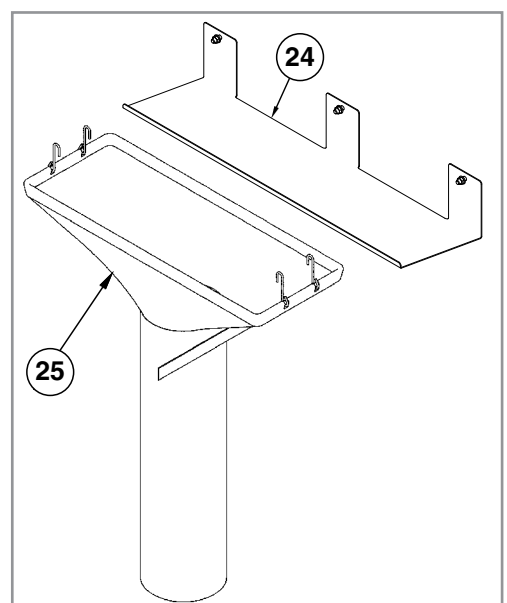
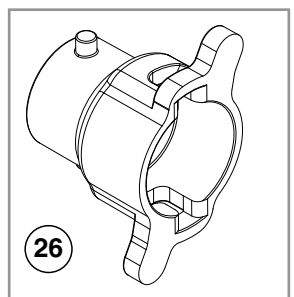
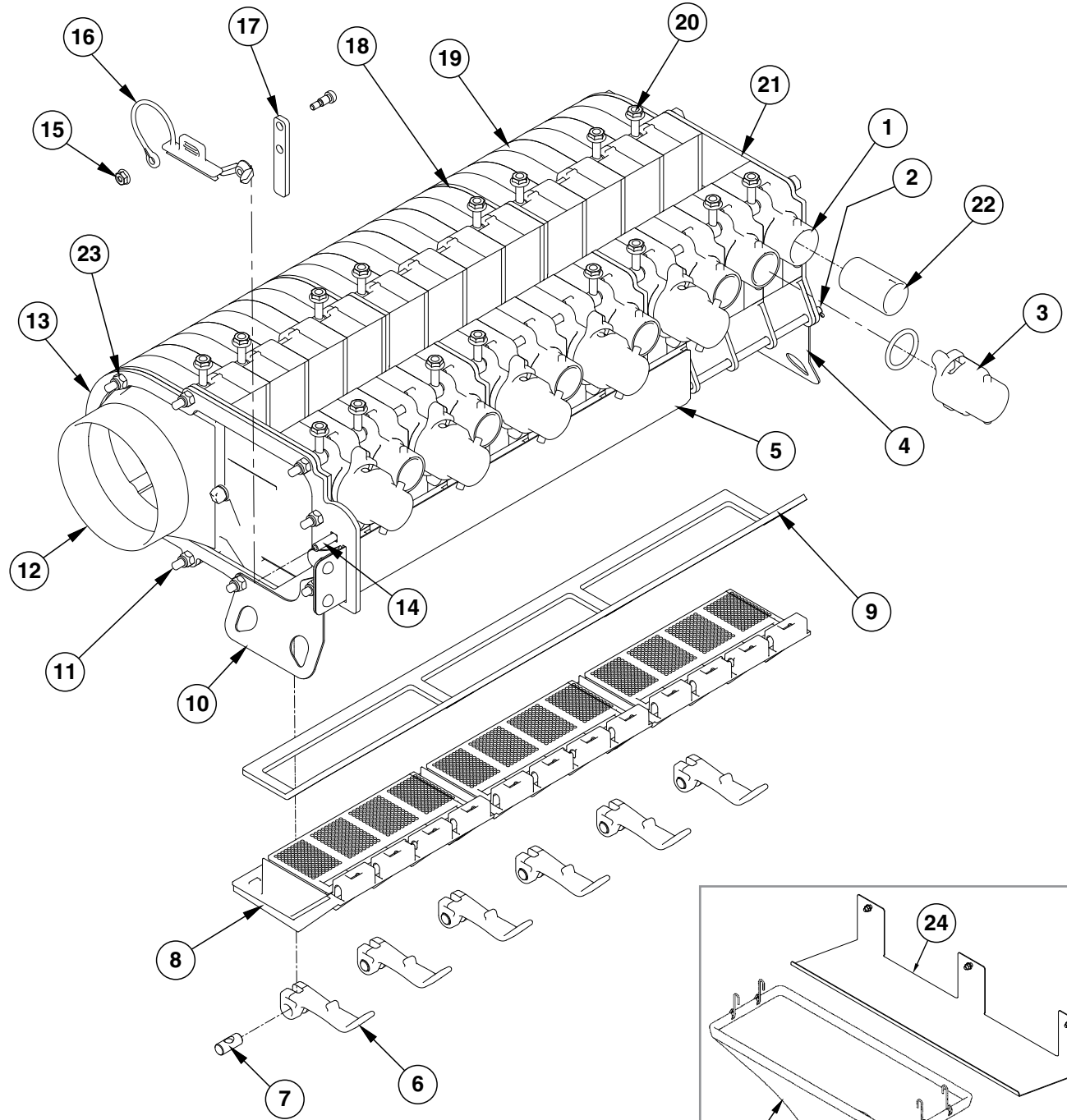
(IP1263-1)



ITEM	PART NO.	QTY.	DESCRIPTION
1	GA14330	1	Front Bulk Fill Mount Support, 12 Row 30" and 16 Row 30"
	GA17088	-	Front Bulk Fill Mount Support, 16 Row 7.5" Twin Row
2	GD8306	4	U-Bolt, 7" x 5" x 1/2"-13
	G10071	8	Serrated Flange Nut, 1/2"-13
3	GB0493	1	Bulk Fill Manifold
	GR1777	1	Hose Barb, 1/8" Male NPT To 3/16" Barb
4	GD19639	2	U-Bolt, 4 1/2" x 3/8"-16
	G11091	4	Serrated Flange Nut, 3/8"-16
5	GD19659-05	2	Black Hose, 4 1/2" I.D. x 22"
	G11360	4	T-Bolt Hose Clamp, 4 1/2"
6	GD19658-02	1	Black Hose, 6" I.D. x 56"
	G11367	2	T-Bolt Clamp 6"
7	GD20401	3	Link Mount
	GD19212	6	U-Bolt, 2 1/2" x 3/8"-16
	G11091	12	Serrated Flange Nut, 3/8"-16
8	GA14331	3	Link
	G10009	6	Hex Head Cap Screw, 5/8"-11 x 2 1/2"
	G11391	6	Flat Washer, 5/8" SAE
	G10104	6	Hex Nut, 5/8"-11

(IP1124)

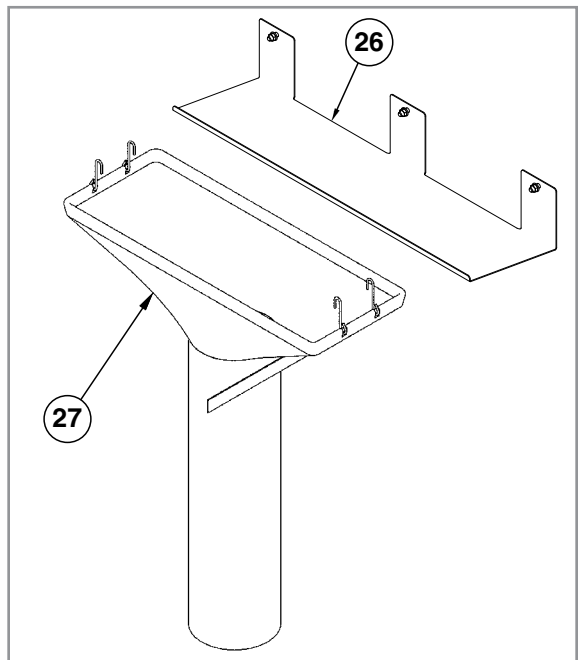
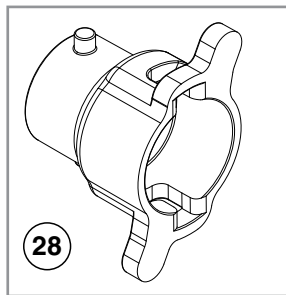
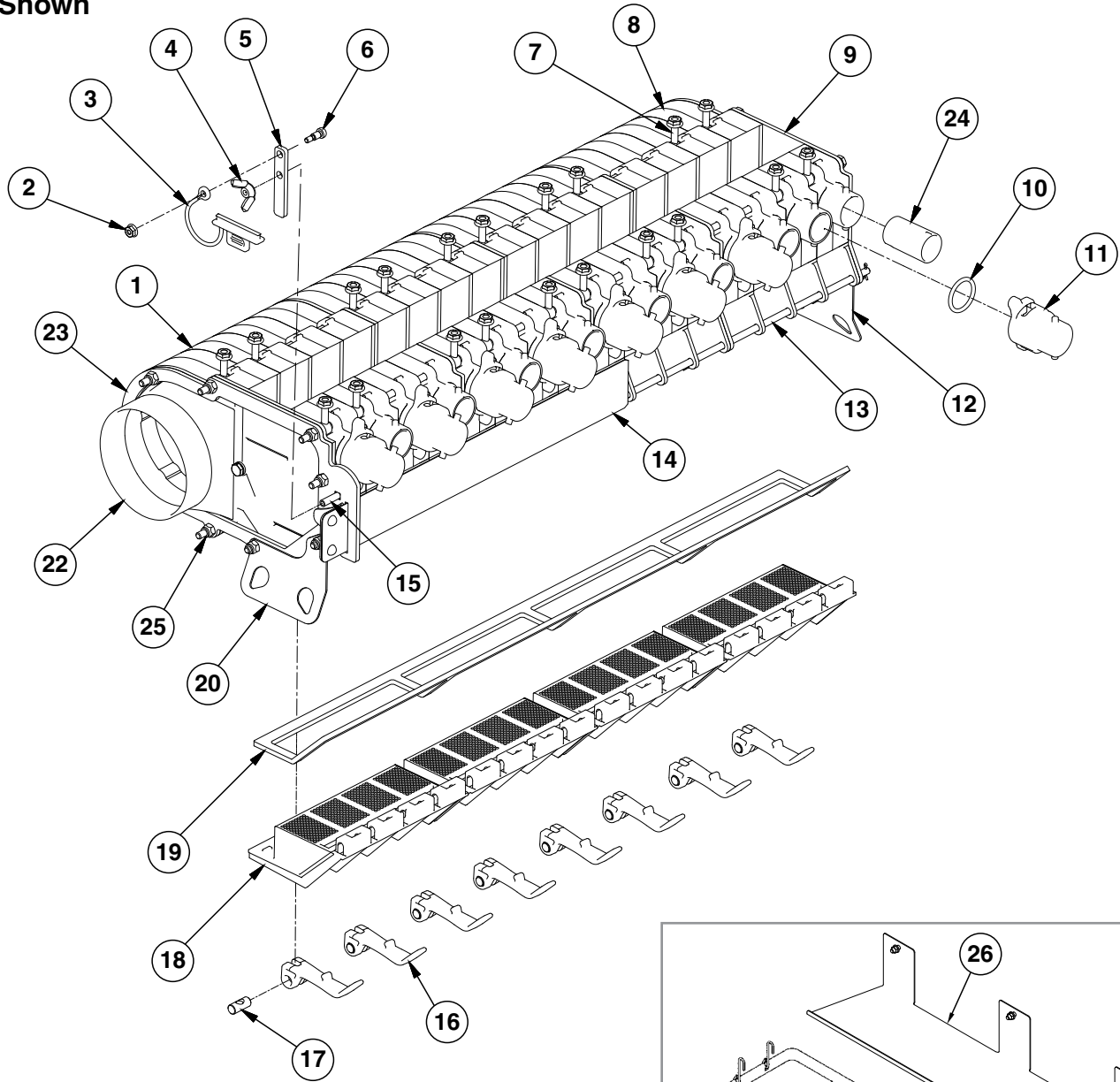
R.H. Shown



ITEM	PART NO.	QTY.	DESCRIPTION
1	GB0433	3	Bulk Fill Seed Entrainer Door Section
2	GD19854	1	Bulk Fill Cleanout Door Hinge Rod, 12 Row
	G10455	2	Cotter Pin, 1/16" x 1/2"
3	GB0431	6	Bulk Fill Small Cap (If Applicable)
	GD19508	6	Small O-Ring
4	GD31306	1	Bulk Fill Chute Hanger, R.H.
5	GA14942	1	Bulk Fill Shutoff Door
6	GB0501	6	Latch Handle
	GD19864	6	Eye Bolt, 1/4"-20 x 1.83"
7	GD21080	6	Cam Nut, 1/4"-20
8	GB0502	3	Bulk Fill Cleanout Door
9	GD19863	1	Bulk Fill Cleanout Door Gasket, 12 Row
10	GD31307	1	Bulk Fill Chute Hanger, L.H.
11	GD19852	10	Hex Head Cap Screw, 1/4"-20 x 22"
	G11328	11	Washer, 1/4"
	G10103	21	Lock Nut, 1/4"-20, Grade B
12	GB0436	1	Bulk Fill Seed Entrainer Air Inlet, R.H. (Shown)
	GB0435	-	Bulk Fill Seed Entrainer Air Inlet, L.H.
13	GD19635	1	Bulk Fill Retainment Ring
14	G10316	1	Carriage Bolt, 1/4"-20 x 1"
	G11464	1	Wing Nut, 1/4"-20
15	G10992	1	Serrated Flange Nut, No. 10-24
	G11332	1	Hex Socket Head Set Screw, 1/4" x No. 10-24 x 3/8"
	G11302	1	Hex Nut, 1/4"-20
16	GB0444	2	Bulk Fill Shutoff Door Plug
17	GD19695	1	Bulk Fill Slide Latch
18	GD19665	2	Bulk Fill Spacer Plate
19	GB0427	9	Bulk Fill Seed Entrainer
20	GD19865	16	Eye Bolt, 1/4"-20 x 1.47"
	G10621	16	Serrated Flange Nut, 1/4"-20
21	GB0434	1	Bulk Fill Seed Entrainer End Cap
22	GB0438	12	Air Orifice By-Pass
23	G11320	10	Lock Nut, 1/4"-20, Grade B
24	GD19808	1	Cleanout Chute Storage Bracket
	G10001	3	Hex Head Cap Screw, 3/8"-16 x 1"
	G10622	3	Serrated Flange Nut, 3/8"-16
25	GA14822	1	Cleanout Chute
26	GB0430	-	Bulk Fill Large Cap
A	GA14004	-	Bulk Fill Entrainer Assembly, R.H. (Shown) (Items 1-23)
B	GA14005	-	Bulk Fill Entrainer Assembly, L.H. (Items 1-23)

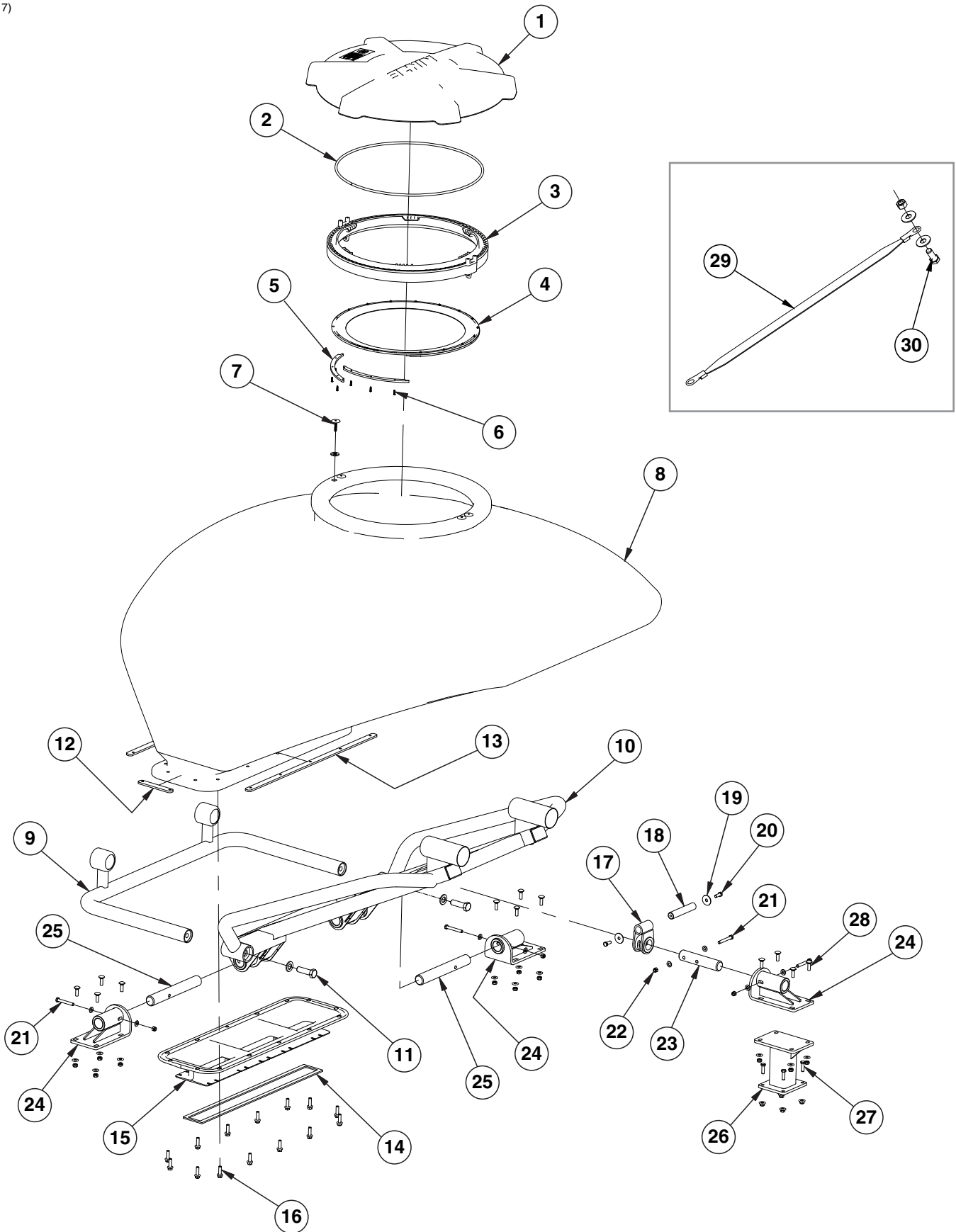
(IP1095)

R.H. Shown



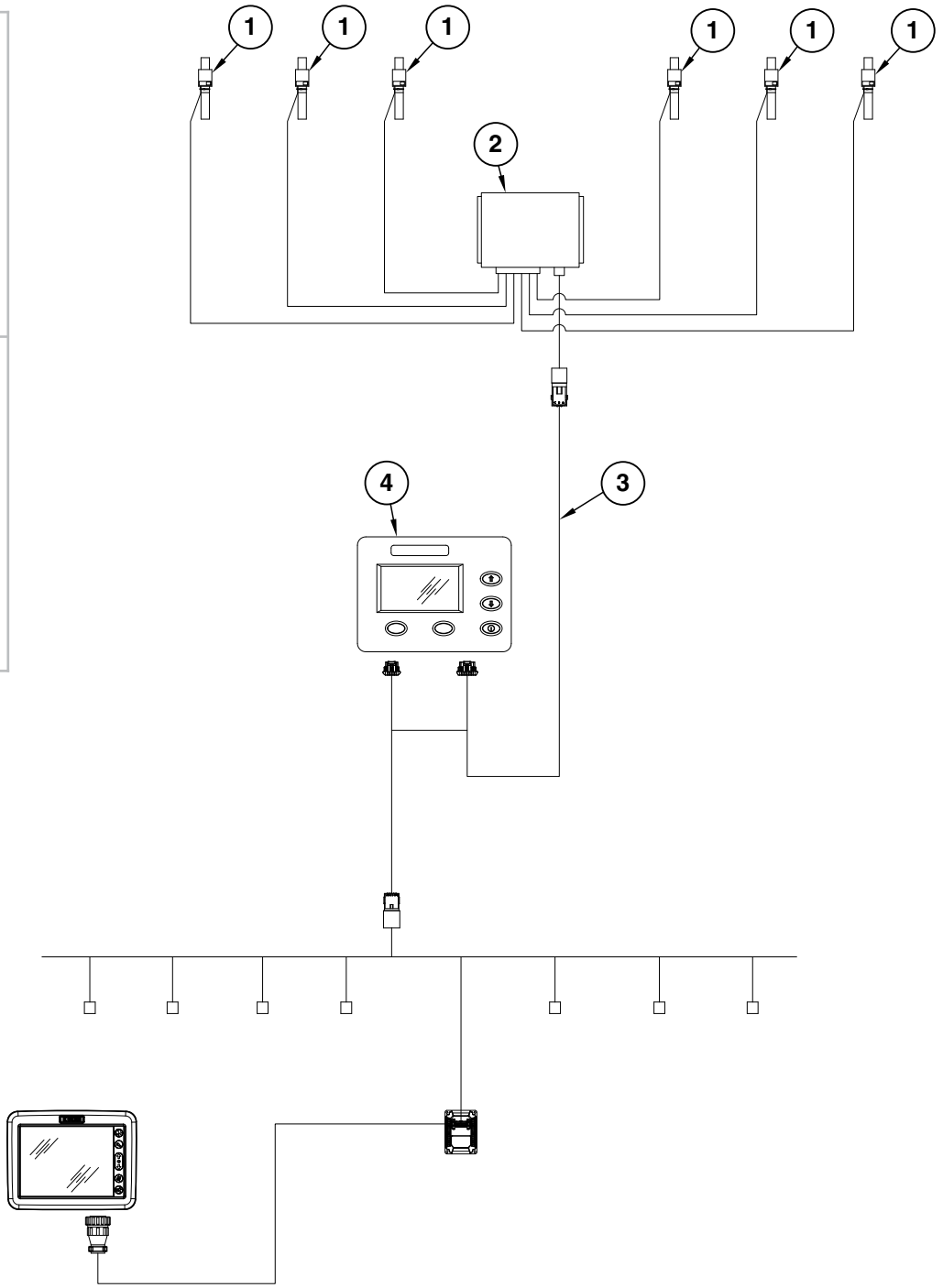
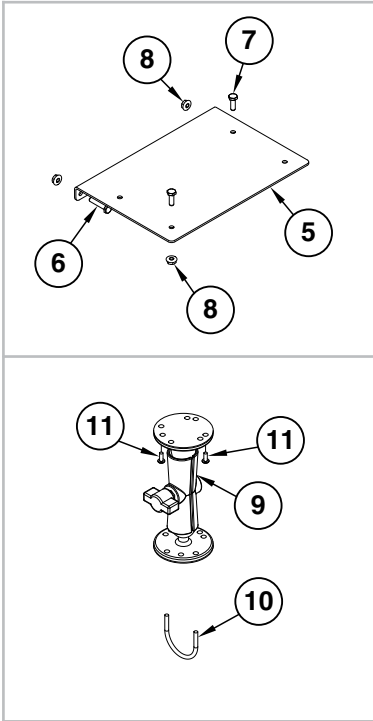
ITEM	PART NO.	QTY.	DESCRIPTION
1	GB0427	12	Bulk Fill Seed Entrainer
	GD19665	3	Bulk Fill Spacer Plate
2	G10992	1	Serrated Flange Nut, No. 10-24
3	GB0444	2	Bulk Fill Shutoff Door Plug
4	G11464	1	Wing Nut, 1/4"-20
5	GD19695	1	Bulk Fill Slide Latch
6	G11332	1	Hex Socket Head Set Screw, 1/4" x No. 10-24 x 3/8"
7	GD19865	20	Eye Bolt, 1/4"-20 x 1.47"
	G10621	20	Serrated Flange Nut, 1/4"-20
8	GB0433	4	Bulk Fill Seed Entrainer Door Section
9	GB0434	1	Bulk Fill Seed Entrainer End Cap
10	GD19508	8	Small O-Ring
11	GB0431	8	Bulk Fill Small Cap (If Applicable)
12	GD31306	1	Bulk Fill Chute Hanger, R.H.
13	GD19609	1	Bulk Fill Cleanout Door Hinge Rod
	G10455	2	Cotter Pin, 1/16" x 1/2"
14	GA14942	1	Bulk Fill Shutoff Door
15	G10316	1	Carriage Bolt, 1/4"-20 x 1"
	GD19864	8	Eye Bolt, 1/4"-20 x 1.83"
16	GB0501	8	Latch Handle
17	GD21080	8	Cam Nut, 1/4"-20
18	GB0502	4	Bulk Fill Cleanout Door
19	GD19619	1	Bulk Fill Cleanout Door Gasket
20	GD31307	1	Bulk Fill Chute Hanger, L.H.
21	G10103	21	Lock Nut, 1/4"-20, Grade B
	GD19614	10	Hex Head Cap Screw, 1/4"-20 x 29"
	G11328	11	Washer, 1/4"
22	GB0436	1	Bulk Fill Seed Entrainer Air Inlet, R.H. (Shown)
	GB0435	1	Bulk Fill Seed Entrainer Air Inlet, L.H.
23	GD19635	1	Bulk Fill Retainment Ring
24	GB0438	16	Air Orifice By-Pass
25	G11320	10	Lock Nut, 1/4"-20, Grade B
26	GD19808	1	Cleanout Chute Storage Bracket
	G10001	3	Hex Head Cap Screw, 3/8"-16 x 1"
	G10622	3	Serrated Flange Nut, 3/8"-16
27	GA14823	1	Cleanout Chute
28	GB0430	-	Bulk Fill Large Cap
A	GA13734	-	Bulk Fill Entrainer Assembly, R.H. (Shown) (Items 1-25)
B	GA13735	-	Bulk Fill Entrainer Assembly, L.H. (Items 1-25)

(IP1417)



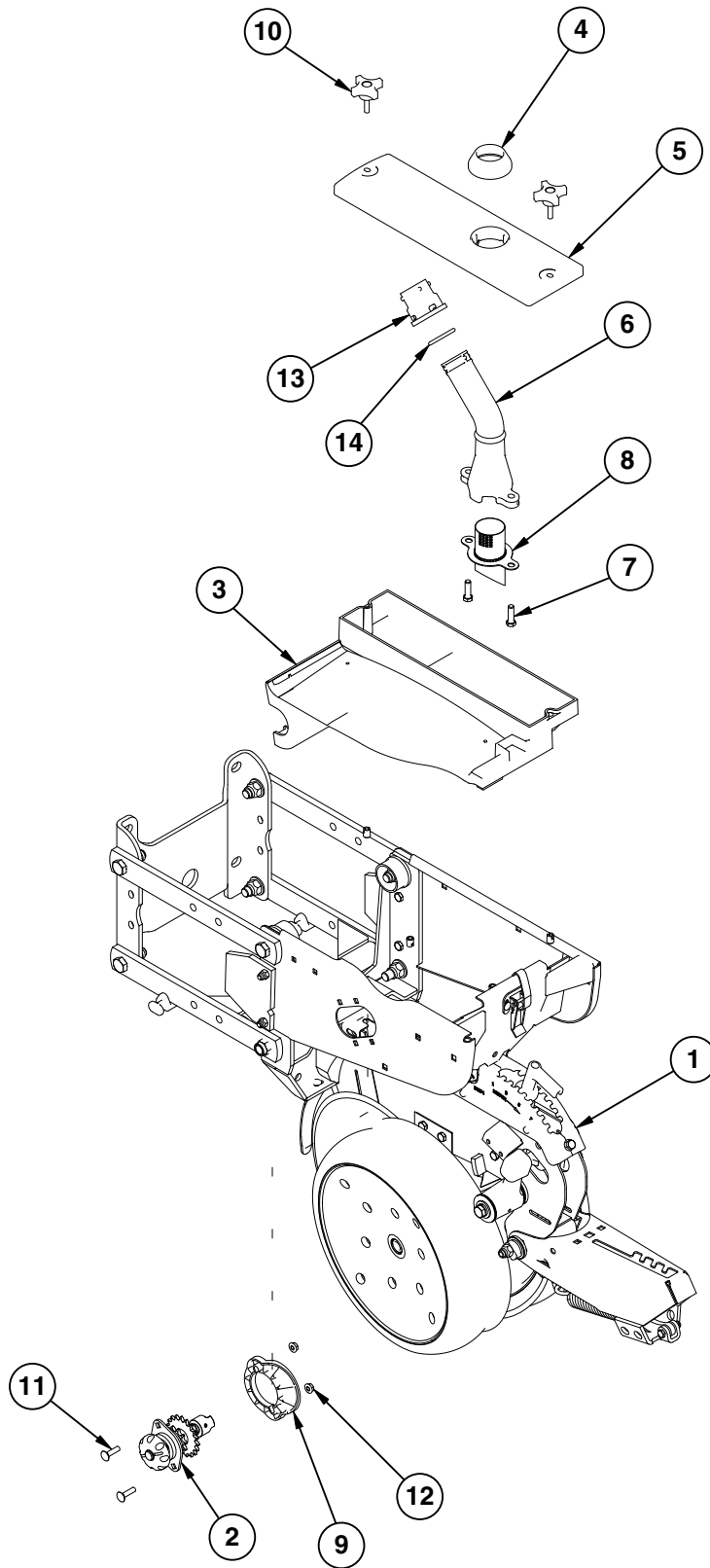
ITEM	PART NO.	QTY.	DESCRIPTION
1	GB0673	1	Bulk Fill Tank Lid
	GD24879-01	-	Rope Tether, 36"
	G11386	-	Flat Washer, 5/16" SAE
2	GD24385-01	1	Ribbon Sealer, 66½"
3	GB0674	1	Bulk Fill Tank Latch Ring
4	GB0675	1	Bulk Fill Tank Lid Seal
5	GD24386	6	Bulk Fill Lid Seal Ring Segment
6	G11522	18	Phillip Pan Head Tapping Screw, #8-18 x 5/8"
7	GD32091	4	Connector Bolt, ¼"-20 x 40MM
	GD24754	4	Foam Seal
	G11837	4	Fender Washer, ¼" x 1¼"
8	GD24387	1	Bulk Fill Bulk Seed Tank, 40 Bushel (2015-2017 Production)
	GD34108	-	Bulk Fill Bulk Seed Tank, 40 Bushel (2018 Production and On)
9	GA14856	1	Front Bulk Fill Tank Frame
10	GA14858	1	Rear Bulk Fill Tank Mount
11	G10027	2	Hex Head Cap Screw, ¾"-10 x 2½"
	G11392	2	Flat Washer, ¾" SAE
12	GD20923	2	Entrainer Mount Tap Block, Short
13	GD20922	2	Entrainer Mount Tap Block, Long
14	GD19893	1	Bulk Fill Tank Mount Gasket, 12 Row
	GD19620	1	Bulk Fill Tank Mount Gasket, 16 Row
15	GB0634	1	Bulk Fill Entrainment Mount, 12 Row
	GB0635	1	Bulk Fill Entrainment Mount, 16 Row
	GD19690-04	1	Ribbon Sealer, 7'
	GD19690-03	1	Ribbon Sealer, 6½'
16	G11204	14	Flanged Whiz Lock Screw, 3/8"-16 x 1¼", Serrated
17	GA14040	1	Rear Bulk Fill Tank Mount
18	GD20037	1	Pin, 1" x 5/8"
19	G10201	2	Special Washer, 3/8" x 1½" O.D.
20	G10001	2	Hex Head Cap Screw, 3/8"-16 x 1"
21	G10325	4	Hex Head Cap Screw, 3/8"-16 x 2¾"
	G11387	8	Flat Washer, 3/8" SAE
22	G10108	4	Lock Nut, 3/8"-16
23	GD20036	1	Pin, 1½" x 7"
24	GA14041	3	Bulk Fill Tank Mount
25	GD20035	2	Pin, 1½" x 11¼"
26	GA14052	1	Rear Tank Mount
27	G10004	4	Hex Head Cap Screw, 3/8"-16 x 1¼"
	G11091	4	Serrated Flange Nut, 3/8"-16
28	G10599	12	Carriage Bolt, 3/8"-16 x 1¼"
	G10108		Lock Nut, 3/8"-16
	G11387		Flat Washer, 3/8" SAE
29	GD27607	2	Ground Strap
30	G11204	1	Hex Serrated Flange Cap Screw, 3/8"-16 x 1¼", Grade 5
	G10529	1	External Tooth Lock Washer, 3/8"
	G11249	1	External Tooth Washer, ¼"
	G11528	1	Hex Nut W/External Tooth Washer, ¼"-20
A	GA16997	-	Bulk Fill Lid Seal Assembly, (Items 3-6)

(IP1192)



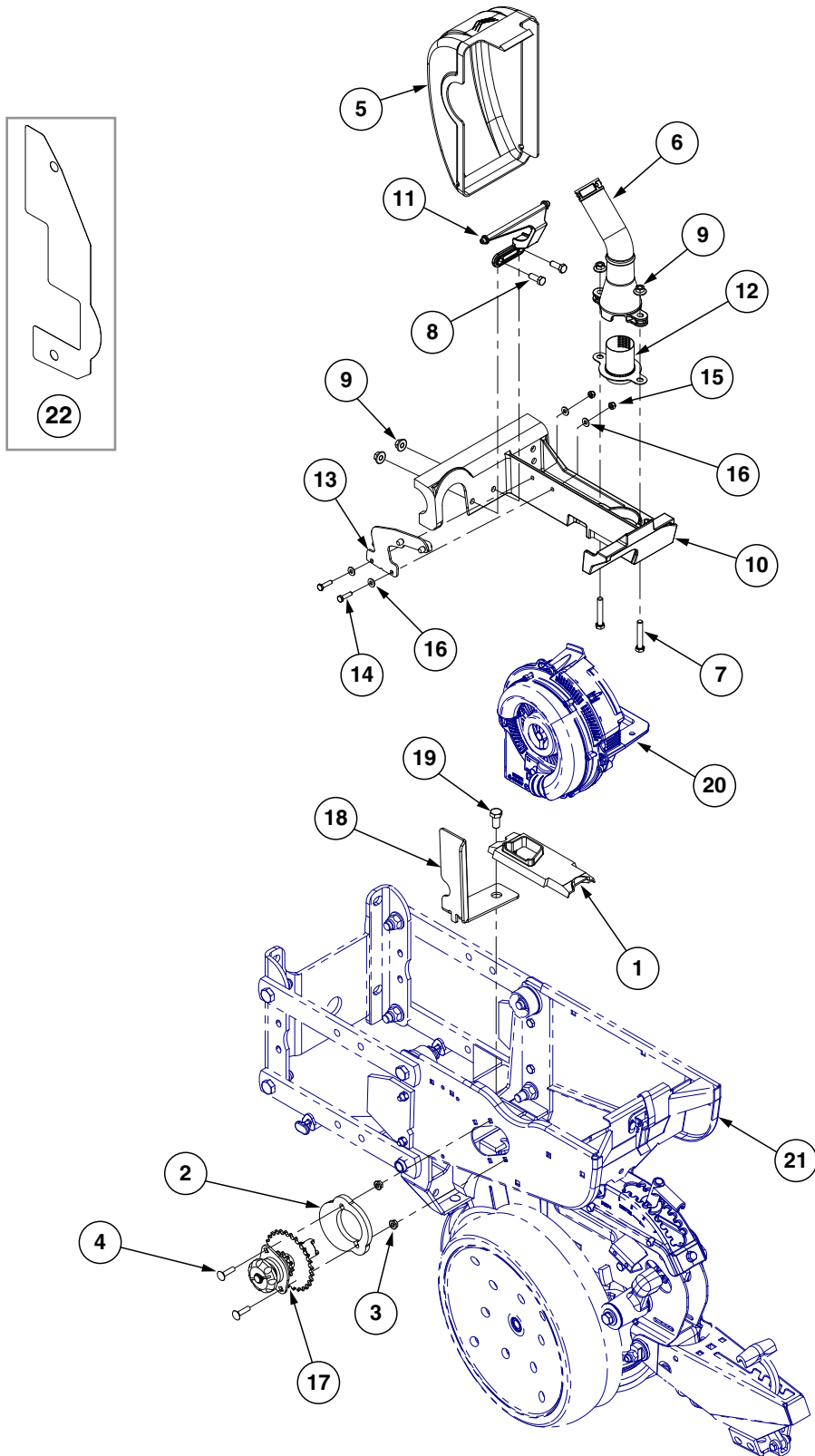
ITEM	PART NO.	QTY.	DESCRIPTION
1	GA14135	6	Load Cell
2	GA14136	1	Scale Module
3	GA14129	1	Power Cable
4	GA14133	1	Bulk Fill Scale Display
5	GD26264	1	Module Mounting Bracket
6	G10857	2	Hex Head Cap Screw, ¼"-20 x 1¼"
7	G10002	2	Hex Head Cap Screw, ⅜"-16 x ¾"
8	G10621	4	Serrated Flange Nut, ¼"-20
9	GA12403	1	Mounting Bracket Assembly, Includes: (2) Mounting Brackets, (2) Connector Halves, (1) Compression Spring, (1) Tension Knob, (1) ¼"-20 x 1¼" Hex Head Cap Screw, (1) ¼" Plastic Washer, (1) ¼" Steel Washer
10	GD20282	1	U-Bolt, #10-32
	G11284	2	Serrated Flange Nut, #10-32
11	G11216	2	Phillips Pan Head Machine Screw, No. 10-32 x ½", Stainless Steel

(IP1126)



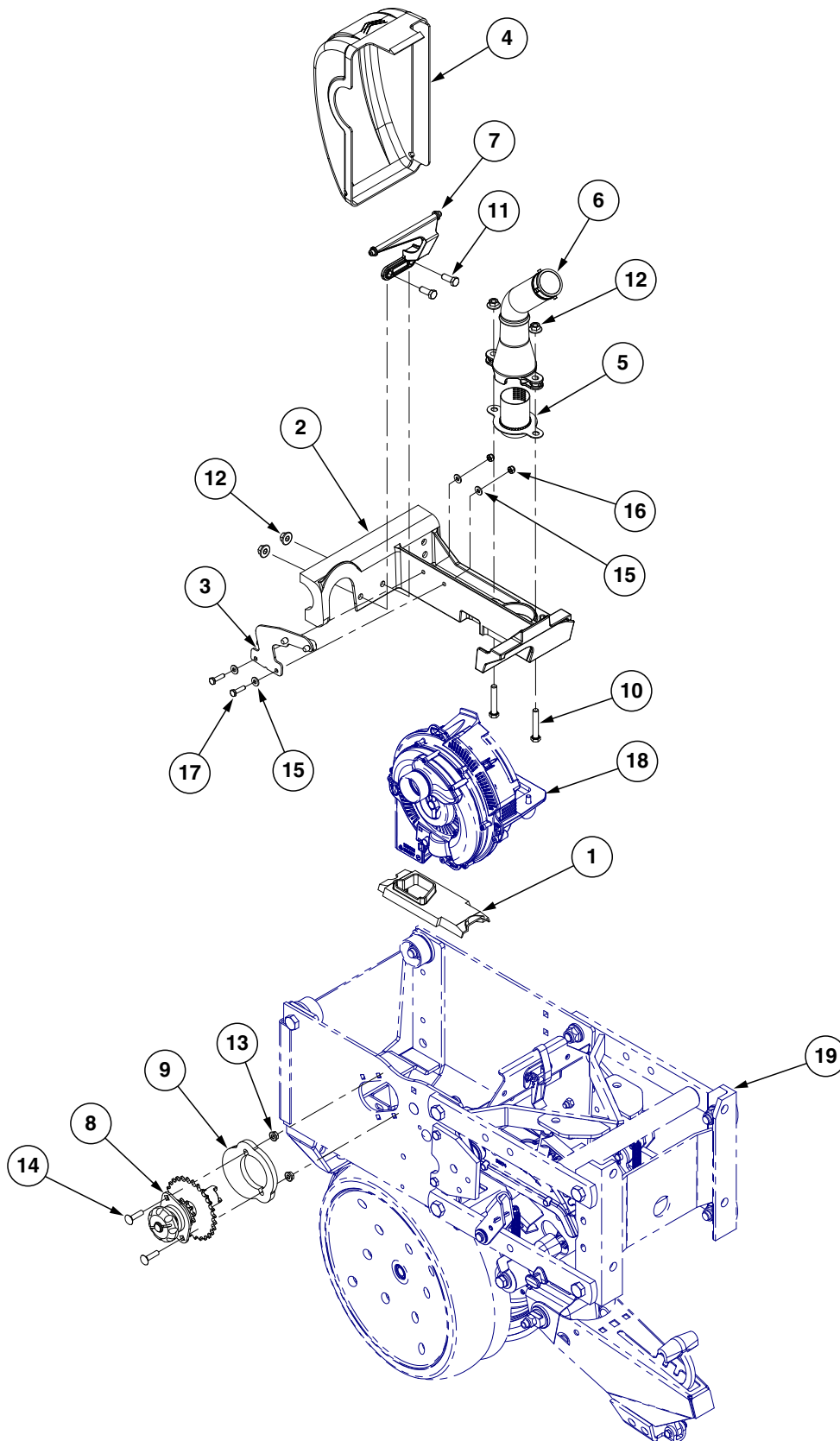
ITEM	PART NO.	QTY. Per Row	DESCRIPTION
1	---	-	See "Shank Assembly, Seed Tube, and Depth Adjustment" on page P1 See "Parallel Arms, Mounting Support Plate, and Quick Adjustable Down Forces Springs Option" on page P5 See "Hopper Support and Meter Drive" on page P19
2	GA10151	1	Seed Meter Clutch Assembly, 11/19 Tooth
3	GA9547 GD12561	1 -	Mini-Hopper Threaded Insert, 5/16"-18
4	GB0446	1	Bulk Fill Mechanical Meter Cover Seal
5	GB0445	1	Bulk Fill Mechanical Meter Cover
6	GB0455	1	Bulk Fill Air Pressure Dissipator
7	G10004	2	Hex Head Cap Screw, 3/8"-16 x 1 1/4"
8	GB0574	1	Air Dissipator Screen
9	GB0331	1	Clutch Adapter Plate
10	GD29339	2	4-Prong Knob
11	G10338	2	Carriage Bolt, 5/16"-18 x 1 1/4"
12	G10620	2	Serrated Flange Nut, 5/16"-18
13	GB0430	1	Bulk Fill Large Cap
14	GD19509	1	O-Ring, Large
A	GA14031	-	Bulk Fill Mechanical Meter Cover Assembly (Items 4-8)

(IP1511)



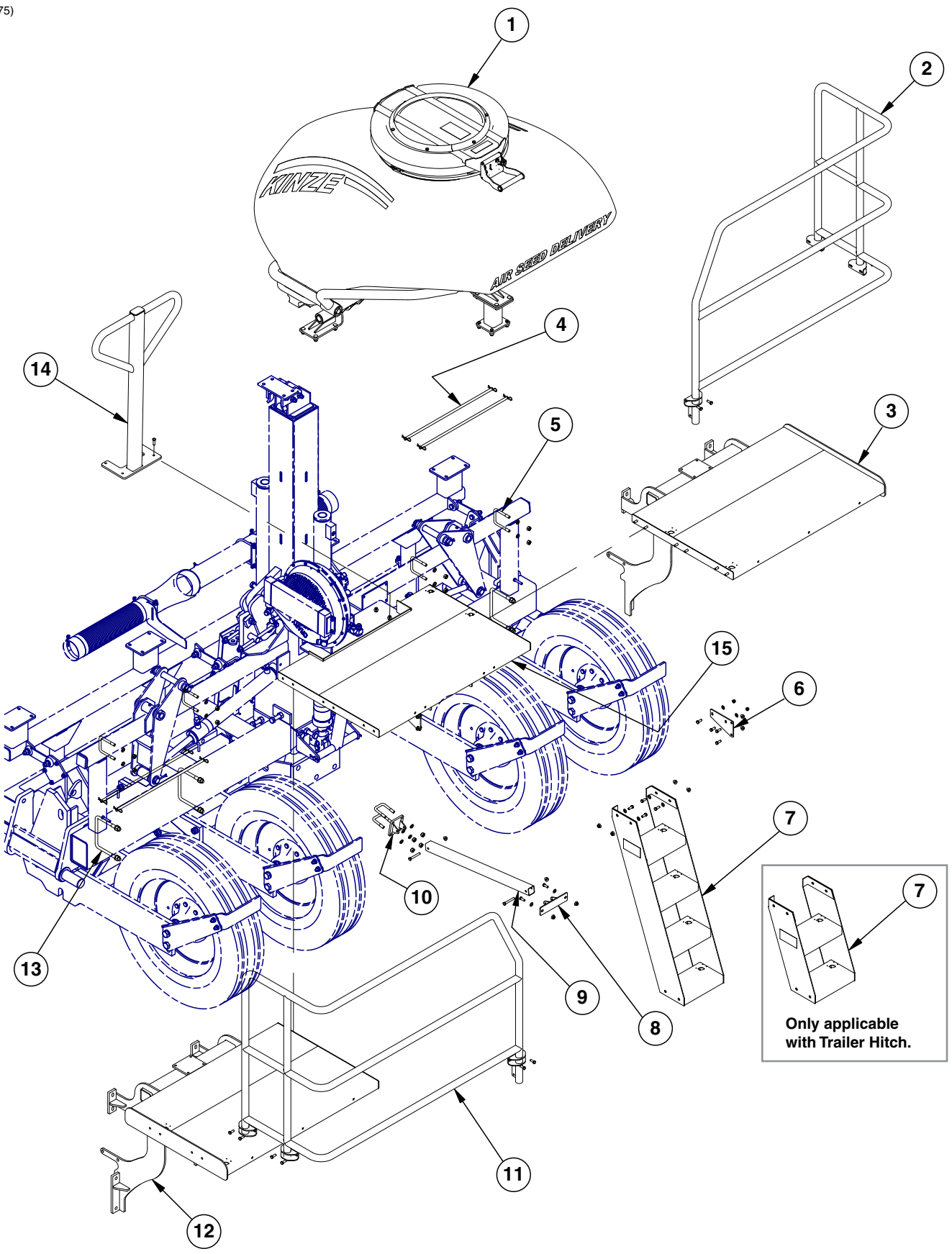
ITEM	PART NO.	QTY.	DESCRIPTION
1	GB0926	1	Shank Cover
2	GB0331	1	Clutch Adapter Plate
3	G10620	2	Serrated Flange Nut, 5/16"-18
4	G10338	2	Carriage Bolt, 5/16"-18 x 1 1/4"
5	GB0428	1	Meter Cover
6	GB0455	1	Bulk Fill Air Pressure Dissipator
7	G10939	2	Hex Head Cap Screw, 3/8"-16 x 2 1/4"
8	G10001	2	Hex Head Cap Screw, 3/8"-16 x 1"
9	G11091	4	Serrated Flange Nut, 3/8"-16
10	GA17077	1	Meter Mount W/Inserts (Included W/GA17077)
	GD16561	-	Threaded Insert, 5/16"-18
11	GB0717	1	Vacuum Meter Cover Hinge
12	GB0901	1	Air Dissipator Screen
13	GA21309	1	Meter Support
14	G10064	2	Hex Head Cap Screw, 1/4"-20 x 1"
15	G10110	2	Lock Nut, 1/4"-20, Grade B
16	G11385	4	Flat Washer, 1/4" SAE
17	GA20640	1	Meter Drive Assembly, 11/28 Tooth
	G3303-108	-	Chain, No. 41, 108 Pitch Including Connector Link
	G3303-120	-	Chain, No. 41, 120 Pitch Including Connector Link (Center 4 Rows)
	GR0196	-	Connector Link, No. 41
18	GD29798	1	Chain Guard
19	G10014	2	Hex Head Cap Screw, 1/2"-13 x 1"
	G10071	2	Serrated Flange Nut, 1/2"-13
20	---	-	See "Vacuum Seed Meter" on page P27
21	-	-	See "Shank Assembly, Seed Tube, and Depth Adjustment" on page P1 See "Parallel Arms, Mounting Support Plate, and Quick Adjustable Down Forces Springs Option" on page P5 See "Hopper Support and Meter Drive" on page P19
22	GD29413	-	Hopper Shim

(IP1136)



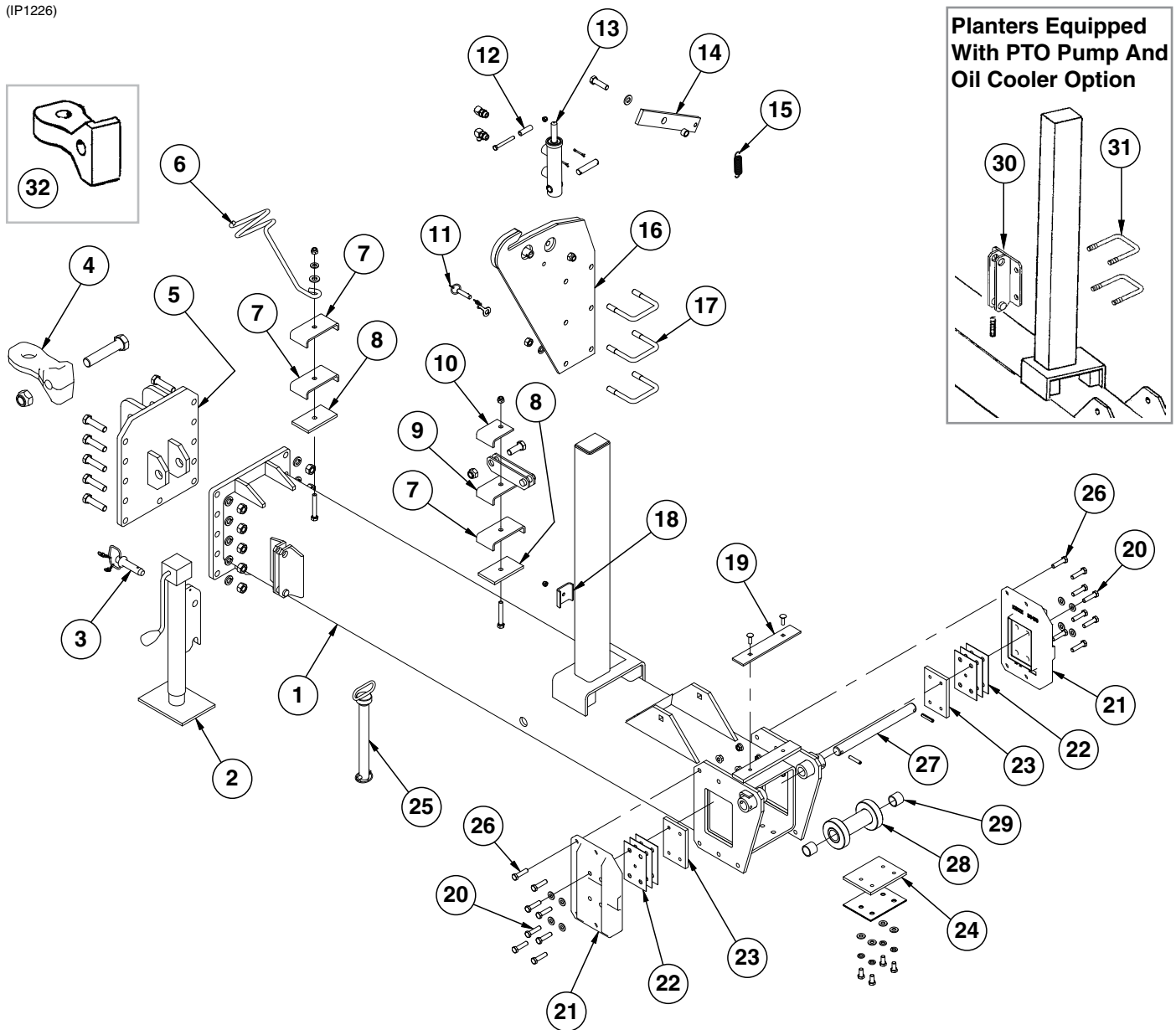
ITEM	PART NO.	QTY.	DESCRIPTION
1	GB0926	1	Shank Cover
2	GA17077	1	Meter Mount W/Inserts
	GD16561	-	Threaded Insert, 5/16"-18 (Included W/GA17077)
3	GA21309	1	Meter Support
4	GB0428	1	Vacuum Meter Cover
5	GB0901	1	Air Dissipator Screen
6	GB0455	1	Bulk Fill Air Pressure Dissipator
7	GB0717	1	Vacuum Meter Cover Hinge
8	GA20640	1	Meter Drive Assembly, 11/28 Tooth
	G3303-108	-	Chain, No. 41, 108 Pitch Including Connector Link
	G3303-120	-	Chain, No. 41, 120 Pitch Including Connector Link (Center 4 Rows)
	GR0196	-	Connector Link, No. 41
9	GB0331	1	Clutch Adapter Plate
10	G10939	2	Hex Head Cap Screw, 3/8"-16 x 2 1/4"
11	G10001	2	Hex Head Cap Screw, 3/8"-16 x 1"
12	G11091	4	Serrated Flange Nut, 3/8"-16
13	G10620	2	Serrated Flange Nut, 5/16"-18
14	G10338	2	Carriage Bolt, 5/16"-18 x 1 1/4"
15	G11385	4	Flat Washer, 1/4" SAE
16	G10110	2	Lock Nut, 1/4"-20, Grade B
17	G10064	2	Hex Head Cap Screw, 1/4"-20 x 1"
18	---	-	See "Vacuum Seed Meter" on page P27
19	---	-	See "Interplant Push Row Unit" on page P51

(IP1275)



ITEM	PART NO.	QTY.	DESCRIPTION
1	---	2	See "Bulk Fill Tank Assembly" on page P87
2	GA14372	1	R.H. Rail
	G11091	6	Serrated Flange Nut, 3/8"-16
	G10001	6	Hex Head Cap Screw, 3/8"-16 x 1"
3	GA14370	1	R.H. Catwalk
	G4431-01	1	Edge Molding, 3/8" x 19"
	G11091	6	Serrated Flange Nut, 3/8"-16
	G10001	6	Hex Head Cap Screw, 3/8"-16 x 1"
4	GD20756	4	Seed Tube Hold Down Pin
	G11303	8	Hair Pin Clip, #9, 9/32" x 2 ¹⁵ / ₁₆ "
5	GD4743	4	U-Bolt, 3" x 3" x 1/2"-13
	G10071	8	Serrated Flange Nut, 1/2"-13
6	GD20599	2	Rail Stiffener
	G11387	10	Flat Washer, 3/8" SAE
	G10108	4	Lock Nut, 3/8"-16
	G11091	4	Serrated Flange Nut, 3/8"-16
	G10001	8	Hex Head Cap Screw, 3/8"-16 x 1"
7	GA17070	1	Wide Ladder
	GA16145	-	Short Ladder (Only Applicable with Trailer Hitch)
	GA17078	-	Narrow Ladder (Only Applicable with Insecticide)
	G11091	4	Serrated Flange Nut, 3/8"-16
	G10049	4	Hex Head Cap Screw, 3/8"-16 x 2 ¹ / ₂ "
8	GA14444	1	Ladder Stiffener Mount
	G10325	2	Hex Head Cap Screw, 3/8"-16 x 2 ³ / ₄ "
	G11091	4	Serrated Flange Nut, 3/8"-16
	G10001	2	Hex Head Cap Screw, 3/8"-16 x 1"
9	GD20589	1	Ladder Stiffener Tube
10	GD2721	2	U-Bolt, 2" x 2" x 1/2"-13
	G10228	4	Lock Washer, 1/2"
	G10102	4	Hex Nut, 1/2"-13
	GA14445	1	Strut Stiffener Mount
11	GA14373	1	L.H. Rail
	G11091	6	Serrated Flange Nut, 3/8"-16
	G10001	6	Hex Head Cap Screw, 3/8"-16 x 1"
12	GA14371	1	L.H. Catwalk
	G11091	6	Serrated Flange Nut, 3/8"-16
	G10001	6	Hex Head Cap Screw, 3/8"-16 x 1"
13	GD1113	4	U-Bolt, 5" x 7" x 5/8"-11
	G10230	8	Lock Washer, 5/8"
	G10104	8	Hex Nut, 5/8"-11
14	GA14589	1	Front Handrail
	G10004	2	Hex Head Cap Screw, 3/8"-16 x 1 ¹ / ₄ "
	G11091	2	Serrated Flange Nut, 3/8"-16
15	GA17080	1	Center Catwalk

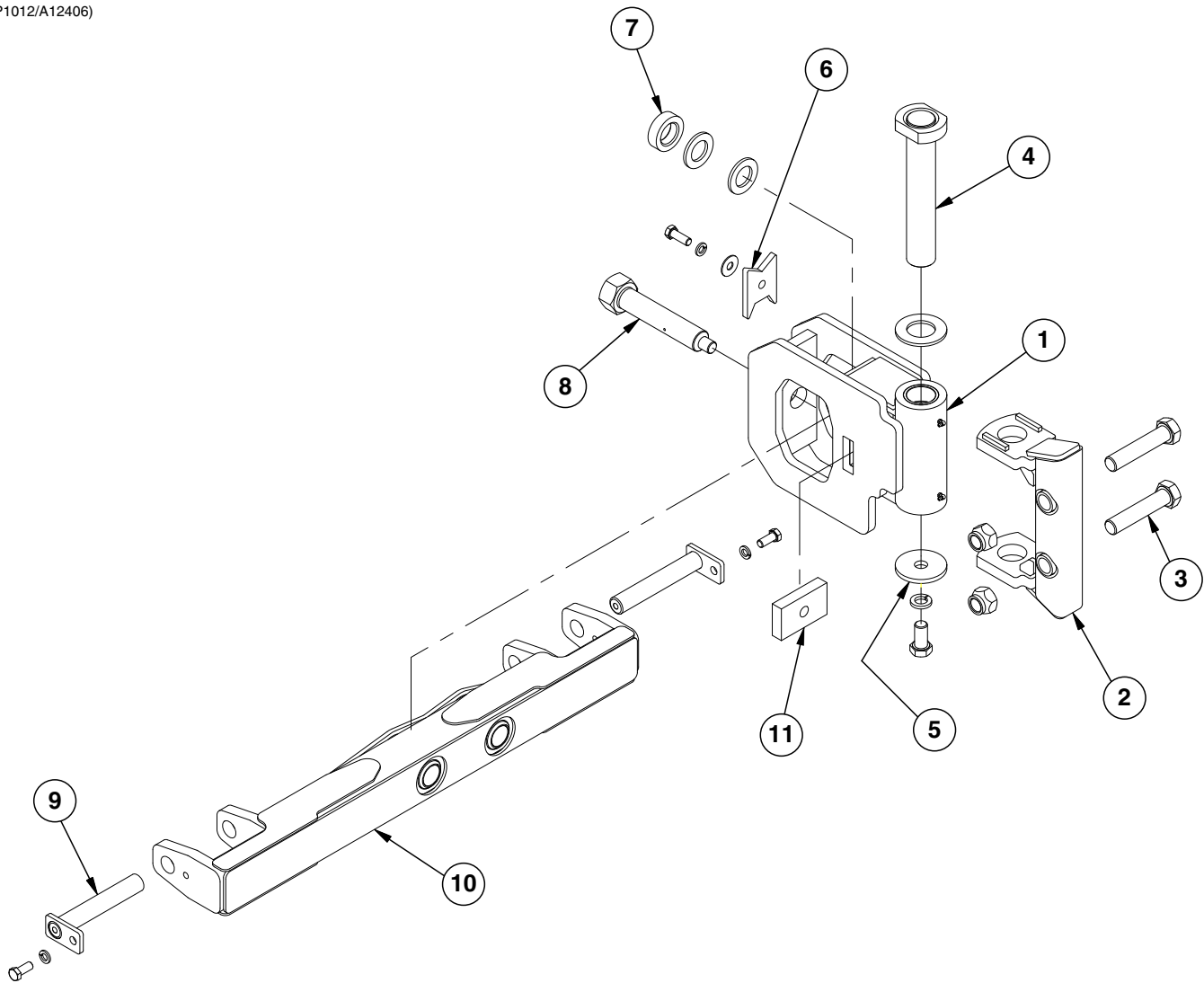
(IP1226)



ITEM	PART NO.	QTY.	DESCRIPTION
1	A14310	1	Outer Hitch, "Y", 97½" 12 Row 30" (Non-Stock Item)
	A7088	-	Outer Hitch, "Y", 127½", 16 Row 30" (Non-Stock Item)
	A12529	-	Outer Hitch, "Y", 127½", 16 Row 7.5" Twin Row (Non-Stock Item)
2	GA13986	1	Jack Assembly Complete
	GR2152	1	Crank Repair Kit (Included W/GA13986)
	GR2153	1	Bevel Gear Set, Includes: (2) Bevel Gears, (1) Gear Pin, (1) Groove Pin (Included W/GA13986)
3	GA4995	1	Detent Pin Assembly
4	GB0237	1	Clevis, Single (1¾" Hole)
	G10169	1	Hex Head Cap Screw, 1¼"-7 x 6"
	G10157	1	Lock Nut, 1¼"-7
5	GA9837	1	Hitch Mount, 12 Row 30" and 16 Row 30"
	GA12577	-	Hitch Mount, 16 Row 7.5" Twin Row
	G10028	11	Hex Head Cap Screw, ¾"-10 x 3"
	G11392	11	Flat Washer, ¾" SAE
	G10105	11	Hex Nut, ¾"-10


ITEM	PART NO.	QTY.	DESCRIPTION
6	GD8260	1	Hose Holder
	G11391	1	Flat Washer, 5/8", SAE
	G11389	1	Flat Washer, 1/2", SAE
	G10111	1	Lock Nut, 1/2"-13
7	GD8188	3	Hose Clamp, 7/8" x 3" x 5 3/8"
8	GD8189	2	Rubber Strip, 3/8"
9	GA5842	1	Bracket, Jack Mount
	G10026	1	Hex Head Cap Screw, 3/4"-10 x 2"
	G10112	1	Lock Nut, 3/4"-10
10	GD14121	1	Hose Clamp, 7/8" x 3 1/2"
	G10111	1	Lock Nut, 1/2"-13
11	GA7022	1	Detent Pin W/Chain (Transport Latch Locking Pin)
12	GD2971-09	1	Sleeve, 2" Long
	G10809	1	Hex Head Cap Screw, 3/8"-16 x 3 1/4"
	G10108	1	Lock Nut, 3/8"-16
13	GA9559	1	See "Transport Latch Cylinder" on page P157
	G6801-06-08	2	Elbow W/O-Ring, 90°, 1/16"-18 Male JIC To 3/4"-16 O-Ring
	GD7137	1	Pin, 3/4" x 3 3/8"
	G10457	2	Cotter Pin, 5/32" x 1 1/2"
14	GA7016	1	Catch Bar
	GB0218	1	Bushing, 2 1/32" I.D. x 7/8" O.D. x 1 9/32" Long
	G10006	1	Hex Head Cap Screw, 5/8"-11 x 2 1/4"
	G10107	1	Lock Nut, 5/8"-11
	G11391	1	Flat Washer, 5/8", SAE
15	GD5857	1	Spring
16	GA7433	1	Transport Catch
	G10765	1	Spring Pin, 1/4" x 1"
17	GD32368	3	U-Bolt, 3" x 4" x 5/8"-11
	G10230	6	Lock Washer, 5/8"
	G10104	6	Hex Nut, 5/8"-11
18	GD5875	1	Hose Clamp, 9/16" x 2 1/2" x 2"
	G10108	1	Lock Nut, 3/8"-16
19	GD20728	1	Spacer Bar
	G10599	2	Carriage Bolt, 3/8"-16 x 1 1/4"
	G10108	2	Lock Nut, 3/8"-16
20	G10016	4	Hex Head Cap Screw, 1/2"-13 x 2"
	G11389	4	Flat Washer, 1/2", SAE
21	GB0458	1	Wear Pad Retainer, L.H. and R.H.
22	GD3501	3	Shim, 4" x 6"
23	GD9960	1	Wear Pad, Nylatron, 4" x 6" (As Required)
24	GD7518	1	Shim, 3/8"
	GD7519	3	Shim, 16 Gauge (.0598")
	G10014	4	Hex Head Cap Screw, 1/2"-13 x 1"
	G10228	4	Lock Washer, 1/2"
	G11389	4	Flat Washer, 1/2" Plated SAE
25	GA13768	1	Safety Pin, 12 3/4"
26	G10016	8	Hex Head Cap Screw, 1/2"-13 x 2"
	G10071	8	Serrated Flange Nut, 1/2"-13
27	GD7251	1	Pin, 1 1/4" x 14"
	G10610	2	Spring Pin, 3/8" x 2"
28	GA4843	1	Roller
29	GD6556	2	Bronze Bushing
30	GA11528	1	Bracket
31	GD16642	2	U-Bolt, 3" x 4" x 1/2"-13
	G10228	4	Lock Washer, 1/2"
	G10102	4	Hex Nut, 1/2"-13
32	GB0292	-	Hitch Clevis, Single (2" Hole)
A	GA14943	-	Wear Pad Retainer Assembly, (Items 20-23)
B	GA4842	-	Roller Assembly, (Items 28 and 29)

(IP1012/A12406)



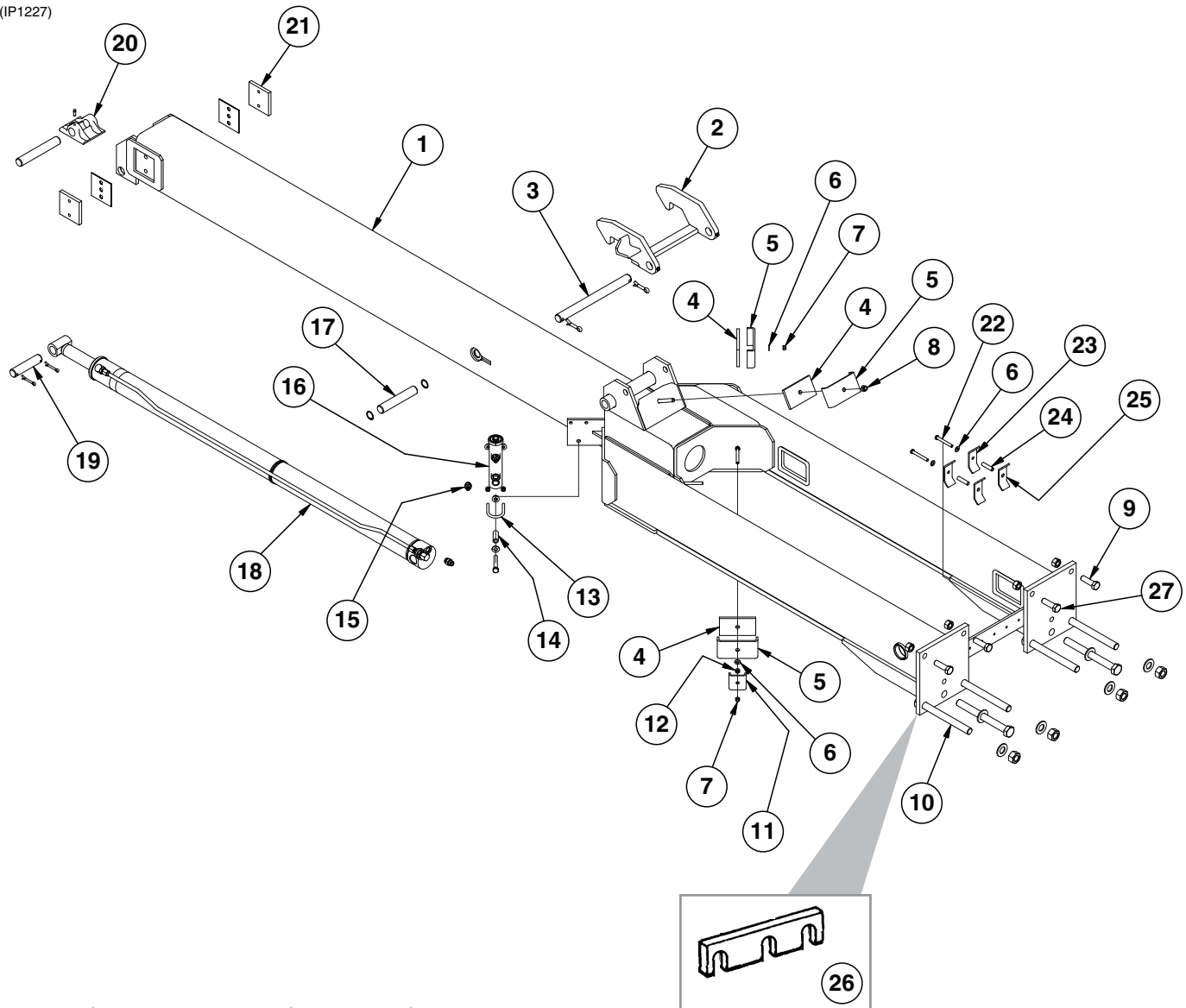
ITEM	PART NO.	QTY.	DESCRIPTION
1	GA13665	1	Hitch Pivot
2	GA13783	1	Pivot Mount
3	G10169	2	Hex Head Cap Screw, 1 1/4"-7 x 6"
	G10157	2	Lock Nut, 1 1/4"-7
4	GA12163	1	Pin, 13 3/8"
	GD15725	1	Washer, 4" O.D. x 2 1/4" I.D. x 1/4"
5	GD17245	1	Washer, 4" O.D. x 1 1/32" I.D. x 3/8"
	G11223	1	Hex Head Cap Screw, 1"-8 x 2"
	G10118	1	Lock Washer, 1"
6	GD15100	1	Pivot Lock
	G11391	1	Flat Washer, 5/8" SAE
	G10005	1	Hex Head Cap Screw, 7/8"-11 x 1 3/4"
7	GD16226	1	Sleeve, 3" O.D. x 1 25/32" x 29/32" Thick
	GD16303	2	Washer, 3" O.D. x 1 25/32" x 1/4" Thick
8	GA13673	1	Pivot Pin
9	GA11079	2	Hammer Strap, Category 3 And 3N
	G10007	2	Hex Head Cap Screw, 5/8"-11 x 1 1/2"
	G10230	2	Lock Washer, 5/8"
10	GA12164	1	Hitch Bar
11	GD19468	1	Tapped Bar

(IP1031)



ITEM	PART NO.	QTY.	DESCRIPTION
1	G9567X	1	1/2" Transport Safety Chain Package, Includes: (1) 1/2" Safety Chain W/Hook, (1) Hex Head Cap Screw, (1) Lock Nut, (1) Washer, (1) Instruction Sheet

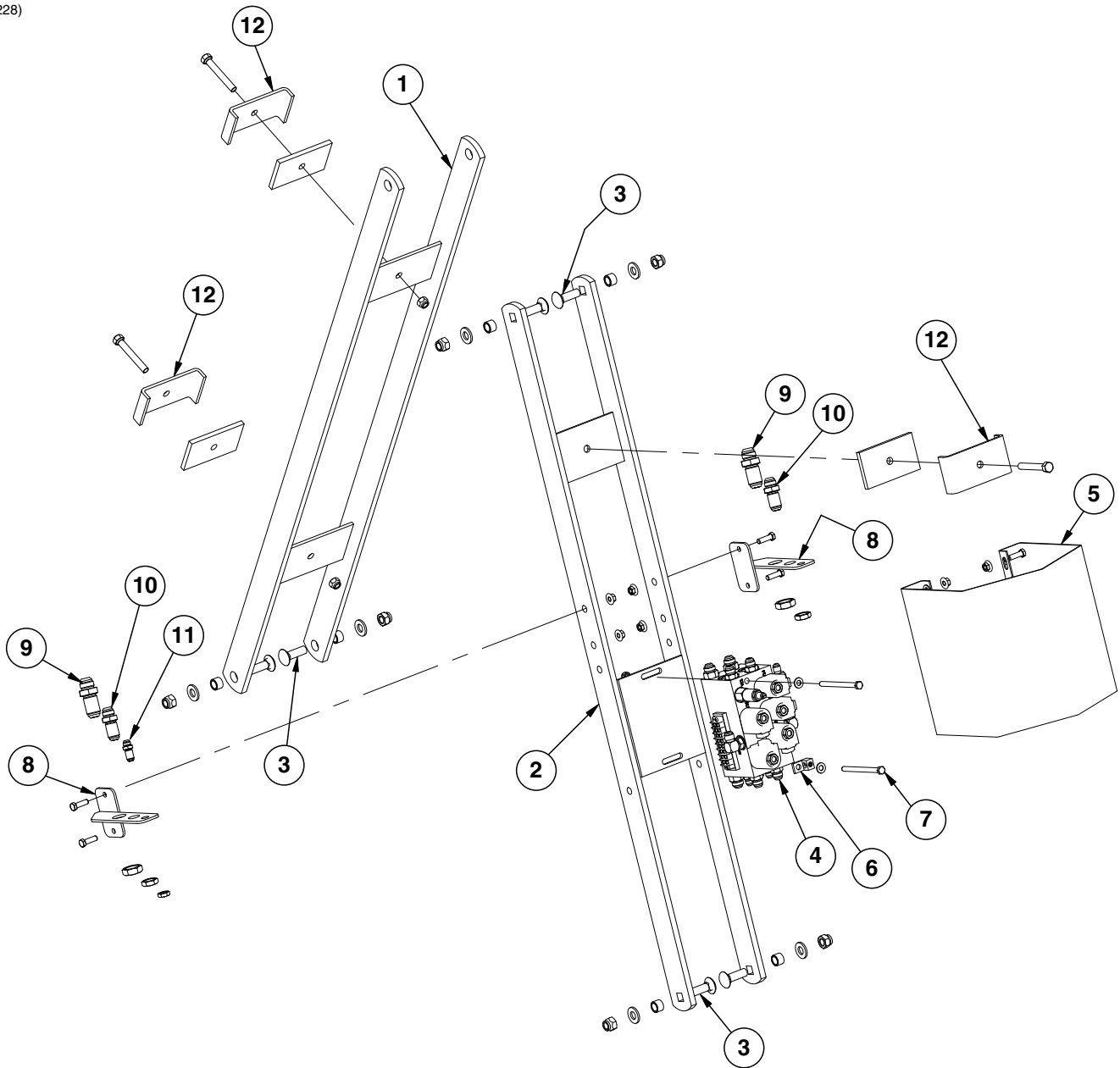
(IP1227)



ITEM	PART NO.	QTY.	DESCRIPTION
1	A14309	1	Inner Hitch, 175 ³ / ₈ ", 12 Row 30" (Shown) (Non-Stock Item)
	A14307	-	Inner Hitch, 205 ³ / ₈ ", 16 Row 30" (Non-Stock Item)
	A17087	-	Inner Hitch, 205 ³ / ₈ ", 16 Row 7.5" Twin Row (Non-Stock Item)
2	GA7424	1	Tongue Hook W/Grease Fittings Grease Fitting, 1/8" NPT
	G10641	-	Grease Fitting, 1/8" NPT (Included W/GA7424)
3	GD5804	1	Pin, 1 1/4" x 12", 12 Row
	GD7883	1	Pin, 1 1/4" x 14 1/2", 16 Row
	G10468	2	Cotter Pin, 3/8" x 2"
4	GD8189	3	Rubber Strip, 3/8"
5	GD8188	3	Hose Clamp, 7/8" x 3" x 5 3/8"
6	G11387	2	Flat Washer, 3/8" SAE
7	G10108	2	Lock Nut, 3/8"-16
8	G10111	1	Lock Nut, 1/2"-13
9	G10437	3	Hex Head Cap Screw, 3/4"-8 x 2 1/2", Grade 8
	GD2169	5	Special Washer, 25/32" I.D. x 1 1/4" O.D., Hardened
	G10436	3	Hex Nut, 3/4"-10

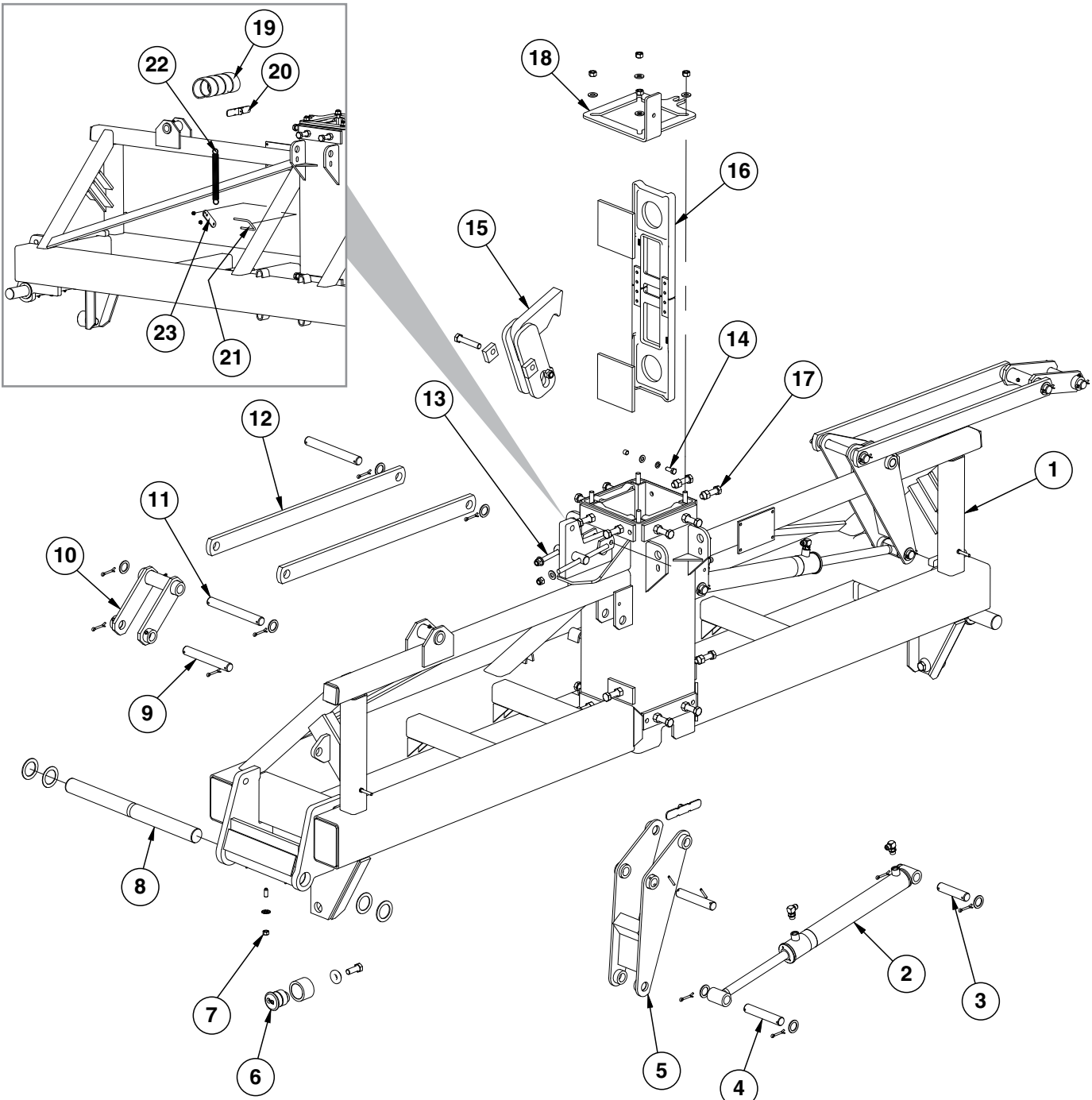
ITEM	PART NO.	QTY.	DESCRIPTION
10	G10808	6-8	Hex Head Cap Screw, 1"-8 x 10", Grade 8
	G11394	8-10	Flat Washer, 1" SAE
	G10647	6-8	Hex Nut, 1"-8, Grade 8
11	GD5875	1	Hose Clamp, 9/16" x 2 1/2" x 2"
12	G10101	1	Hex Nut, 3/8"-16
13	GD10530	1	U-Bolt, 2 1/8" x 1 7/8" x 3/8"-16
	G10101	2	Hex Nut, 3/8"-16
	G11091	2	Serrated Flange Nut, 3/8"-16
14	GD10538-01	1	Sleeve
	G11389	5	Flat Washer, 1/2" SAE
	G10585	1	Hex Head Cap Screw, 1/2"-13 x 3/4"
	G10071	1	Serrated Flange Nut, 1/2"-13
15	G6400-06-08	2	Connector W/O-Ring, 9/16"-18 Male JIC To 3/4"-16 O-Ring
	GR1037	-	O-Ring
16	GA9205	1	See "Tongue Lock Cylinder" on page P157
17	GD3537-20	1	Shaft, 1 1/4" x 7 1/8"
	G11230	2	Retaining Ring
18	GA13938	1	See "Tongue Cylinder" on page P159
	G6400-08	1	Connector W/O-Ring, 3/4"-16 Male JIC To O-Ring
19	GD0826	1	Pin, 1 1/4" x 5 1/2"
	G10460	2	Cotter Pin, 1/4" x 2"
20	GB0246	1	Hitch Shoe
	GD3537-11	1	Shaft, 1 1/4" x 7", 12 Row 30"
	GD3537-12	1	Shaft, 1 1/4" x 8", 16 Row 30"
	G10131	1	Square Head Set Screw, 5/16"-18 x 3/4"
21	GD9959	2	Wear Pad, Nylatron, 4" x 4"
	GD5154	4	Shim, 4" x 4"
	G10014	4	Hex Head Cap Screw, 1/2"-13 x 1", 12 Row 30"
	G10017		Hex Head Cap Screw, 1/2"-13 x 1 1/2", 16 Row 30"
	G11389		Flat Washer, 1/2" SAE, 16 Row 30"
22	G10062	2	Hex Head Cap Screw, 3/8"-16 x 3" (Vacuum/Bulk Fill)
	G10048	-	Hex Head Cap Screw, 3/8"-16 x 2" (Mechanical/Bulk Fill)
23	GD21746	2	Hose Clamp
24	GD11963-08	2	Tube, 1/2" O.D. x 2"
25	GD23020	2	Hose Clamp
26	GD13543	1	Shim, 2 1/2" x 10", 7 Gauge (.1793")
	GD13544	-	Shim, 2 1/2" x 10", 10 Gauge (.1345")
	GD13545	-	Shim, 2 1/2" x 10", 12 Gauge (.1046")
	GD13546	-	Shim, 2 1/2" x 10", 14 Gauge (.0747")
27	G11314	1	Serrated Flange Nut, 3/4"-10
	G11071	1	Hex Head Cap Screw, 3/4"-10 x 2 1/4"

(IP1228)



ITEM	PART NO.	QTY.	DESCRIPTION
1	GA14322	-	Front Hose Take-Up, 41", 12 Row 30"
	GA14515	1	Front Hose Take-Up, 56", 16 Row 30" (Shown)
2	GA14323	-	Rear Hose Take-Up, 41", 12 Row 30"
	GA14514	1	Rear Hose Take-Up, 56", 16 Row 30" (Shown)
3	G10689	6	Carriage Bolt, 5/8"-11 x 2"
	GB0218	6	Bushing, 2 1/32" I.D. x 7/8" O.D. x 1 9/32" Long
	G11391	6	Flat Washer, 5/8" SAE
	G10107	6	Lock Nut, 5/8"-11
4	---	1	See "Valve Block - Located on Hitch" on page P167
5	GD9952	1	Cover
	G10004	8	Hex Head Cap Screw, 3/8"-16 x 1 1/4"
	G11091	8	Serrated Flange Nut, 3/8"-16
6	GA3584	1	Ground Clamp
7	G10172	2	Hex Head Cap Screw, 3/8"-16 x 5"
	G11387	6	Flat Washer, 3/8" SAE
	G10108	2	Lock Nut, 3/8"-16
8	GA14519	2	Hose Take-Up Bulk Head
	G10004	4	Hex Head Cap Screw, 3/8"-16 x 1 1/4"
	G11091	4	Serrated Flange Nut, 3/8"-16
9	G2700-12	2	Bulkhead Tube Union, 1 1/16"-12 Male JIC
	G306-12	2	Lock Nut, 1 1/16"-12
10	G2700-10	2	Bulkhead Tube Union, 7/8"-14 Male JIC
	G306-10	2	Lock Nut, 7/8"-14
11	G2700-06-06	2	Bulkhead Tube Union, 9/16"-18 Male JIC
	G306-06	1	Lock Nut, 9/16"-18
12	GD8188	3	Hose Clamp, 7/8" x 3" x 5 3/8"
	GD8189	3	Rubber Pad
	G11170	3	Hex Head Tap Bolt, 1/2"-13 x 3 1/2"
	G10111	3	Lock Nut, 1/2"-13

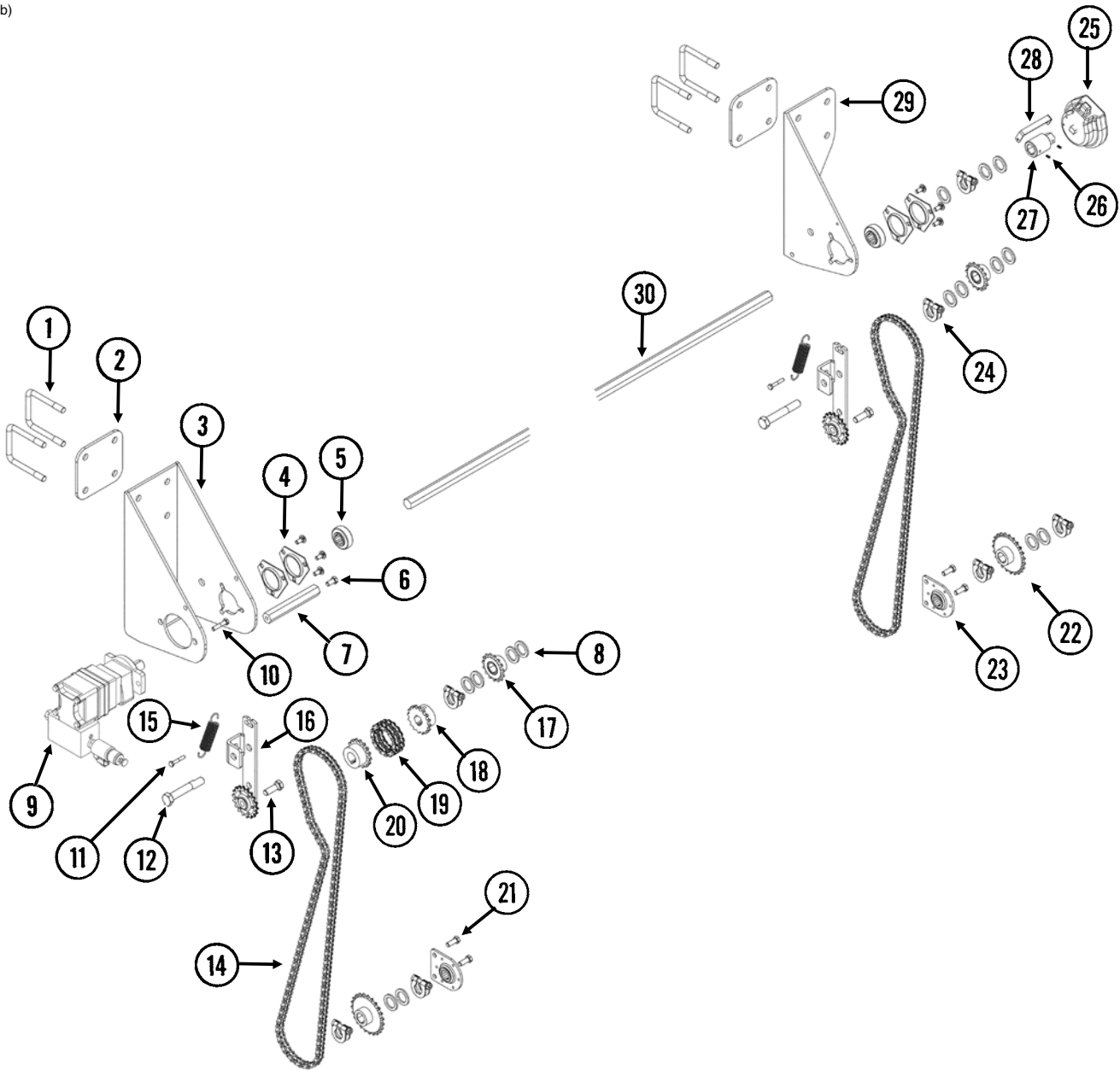
(IP1229)



ITEM	PART NO.	QTY.	DESCRIPTION
1	GA14939	1	Center Frame W/Cam Follower Mounts (Non-Stock Item)
	GA6929	-	Cam Follower Mount, L.H. (Included W/GA14939)
	GA6928	-	Cam Follower Mount, R.H. (Included W/GA14939)
2	GA8899	2	See "Wing Lock Cylinder" on page P156
	G6801-08	4	Elbow W/O-Ring, 90°, 3/4"-16 Male JIC To O-Ring
3	GD0826	2	Pin, 1 1/4" x 5 1/2"
	G10159	4	Washer, 1 7/8"
	G10460	4	Cotter Pin, 1/4" x 2"

ITEM	PART NO.	QTY.	DESCRIPTION
4	GD9955	2	Pin, 1¼" x 7"
	G10460	4	Cotter Pin, ¼" x 2"
	G10159	4	Washer, 1⅞"
5	GA7019	2	Toggle Link
	GD9955	2	Pin, 1¼" x 7"
	G10606	4	Spring Pin, ¼"x 2"
6	GA6497	2	Cam Follower W/Grease Fitting
	G10640	-	Grease Fitting, ¼"-28 (Included W/GA6497)
	GD10532	2	Sleeve
	GB0409	2	Spring Washer
	G10026	2	Hex Head Cap Screw, ¾"-10 x 2"
7	G10102	2	Hex Nut, ½"-13
	G10527	2	Lock Washer, ½" Internal/External
	G10828	2	Hex Socket Set Screw, ½"-13 x 1¼"
8	GD10531	2	Hinge Pin, 2⅛" x 25¾"
	G10336	4	Machine Bushing, 2⅛", 14 Gauge (As Required)
	G10234	4	Machine Bushing, 2⅛", 10 Gauge (As Required)
9	GD9963	2	Pin, 1¼" x 9"
	G10460	4	Cotter Pin, ¼" x 2"
10	GA7018	2	Link
11	GD9964	2	Pin, 1¼" x 10½"
	G10460	4	Cotter Pin, ¼" x 2"
	G10159	4	Washer, 1⅞"
12	GD9956	4	Wing Link Bar, 39⅞"
	GD9964	2	Pin, 1¼" x 10½"
	G10460	4	Cotter Pin, ¼" x 2"
	G10159	4	Washer, 1⅞"
13	GA6943	2	Spring Rod
	GD9870	1	Pin, 1¼" x 6"
	GD9898	1	Pin, 1¼" x 2⅝"
	GD10006	2	Spring
	G11391	2	Flat Washer, ⅝" SAE
	G10107	2	Lock Nut, ⅝"-11
14	G10037	2	Hex Head Cap Screw, ½"-13 x 1¼"
	G10228	2	Lock Washer, ½"
	G11389	2	Flat Washer, ½" SAE
	GD7904-02	2	Sleeve, ½" x ½" Long
15	GA7390	1	Safety Hook
	GD10492	2	Adjustment Block
	G10044	1	Hex Head Cap Screw, ¾"-10 x 4"
	G10112	1	Lock Nut, ¾"-10
16	GA7579	4	Pad Holder W/Bars
	GD25374	8	Wear Pad
17	G10543	16	Hex Head Cap Screw, ¾"-10 x 3", Full Thread
	G10105	-	Hex Nut, ¾"-10
18	GD9968	1	Cap
	G11391	4	Flat Washer, ⅝" SAE
	G10104	4	Hex Nut, ⅝"-11
19	GD19383-02	1	Hose Wrap, 40"
20	GA13934	1	Hose Anchor
21	GD19212	1	U-Bolt, 2½" x ⅜"-16
	G11091	2	Serrated Flange Nut, ⅜"-16
22	GD0829	1	Spring
23	GD20696	1	Hose Anchor

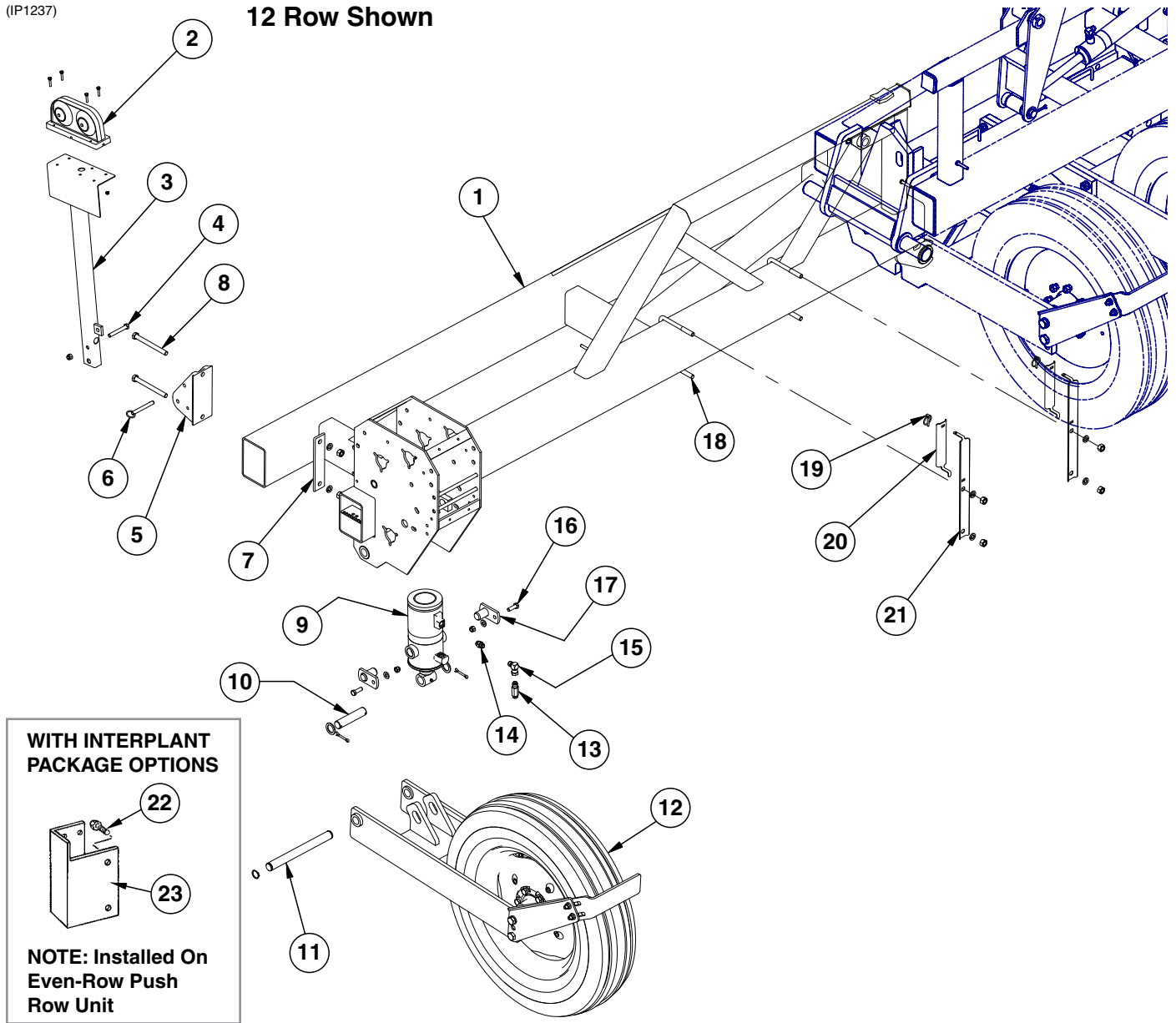
(VI56b)



ITEM	PART NO.	QTY.	DESCRIPTION
1	GD4743	4	U-Bolt, 3" x 3" x 1/2"-13
	G10102	8	Hex Nut, 1/2"-13
2	GD18114	2	Spacer Plate
3	GA12569	1	Motor Bracket
4	G3400-01	4	Flangette
5	G2100-03	2	Bearing, 7/8" Hex Bore, Spherical
6	G10002	2	Hex Head Cap Screw, 3/8"-16 x 3/4"
7	GD18326	1	Hex Spacer
8	G10233	15	Machine Bushing, 1", 10 Gauge
9	---	-	See "Hydraulic Motor Assembly (Mechanical)" on page P171 See "Hydraulic Motor Assembly (Vacuum)" on page P172
10	G10133	2	Hex Head Cap Screw, 5/16"-18 x 1 1/2"
	G10232	2	Lock Washer, 5/16"
	G10106	2	Hex Nut, 5/16"-18
11	G10021	2	Hex Head Cap Screw, 1/4"-20 x 1 1/2"
	G10110	2	Lock Nut, 1/4"-20, Grade B
12	G10036	2	Hex Head Cap Screw, 5/8"-11 x 4"
	G10103	2	Hex Nut, 1/4"-20
13	G10017	2	Hex Head Cap Screw, 1/2"-13 x 1 1/2"
	G10102	2	Hex Nut, 1/2"-13
14	G3310-84	2	Chain, No. 40, 84 Pitch Including Connector Link
	GR0912	-	Connector Link, No. 40
15	GD5857	2	Spring
16	GA9553	2	Idler W/Sprocket And Hardware
	GA7154	2	Sprocket W/Bearing, 19 Tooth (Included W/GA9553)
	G10017	2	Hex Head Cap Screw, 1/2"-13 x 1 1/2" (Included W/GA9553)
	G10128	2	Machine Bushing, 1/2", 14 Gauge (Included W/GA9553)
	G10501	2	Hex Jam Nut, 1/2"-13, Grade 2 (Included W/GA9553)
	GD13422	2	Idler Arm (Included W/GA9553)
17	GA5105	2	Sprocket, 15 Tooth
18	GD16490	2	Coupler, 1" I.D.
19	G3317-16	1	Chain, Double No. 40, 16 Pitches
	GR1790	-	Connector Link, Double No. 40
20	GD16489	1	Coupler, 7/8" Hex
21	G10001	4	Hex Head Cap Screw, 3/8"-16 x 1"
	G10101	4	Hex Nut, 3/8"-16
22	GA5108	2	Sprocket, 23 Tooth (Mechanical)
	GA5114	2	Sprocket, 30 Tooth (Vacuum)
23	GA2180	2	Hanger Bearing, 7/8" Hex Bore
24	GA11331	-	Hex Lock Clamp Assembly
25	GA12565	1	Encoder Module
26	G11242	2	Hex Socket Set Screw, 1/4"-20 x 3/8"
27	GA12661	1	Hex Adapter Encoder
28	GD18115	1	Encoder Bracket
29	GD18014	1	Carrier Bracket
30	GD0914-54.75	1	Hex Shaft, 7/8" x 54 3/4" (No Holes)

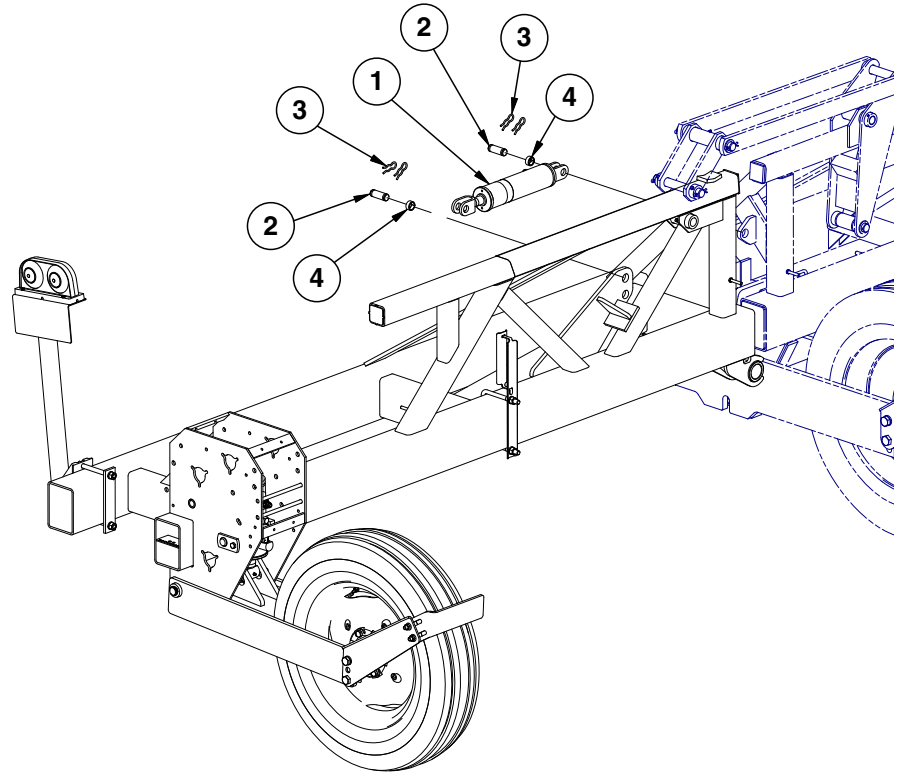
(IP1237)

12 Row Shown



ITEM	PART NO.	QTY.	DESCRIPTION
1	A14935	1	Wing, L.H., 119¼", 12 Row 30" (Non-Stock Item)
	A14936	-	Wing, R.H., 119¼", 12 Row 30" (Non-Stock Item)
	A14938	-	Wing, R.H., 179¼", 16 Row 30" (Two Wheel Towers Per Wing) (Non-Stock Item)
	A14937	-	Wing, L.H., 179¼", 16 Row 30" (Two Wheel Towers Per Wing) (Non-Stock Item)
2	---	-	See "Electrical Components" on page P191
	G10064	4	Hex Head Cap Screw, ¼"-20 x 1"
	G10110	4	Lock Nut, ¼"-20, Grade B
3	GA9840	1	Light Bracket
4	G10033	1	Hex Head Cap Screw, ½"-13 x 3½"
	G10111	3	Lock Nut, ½"-13
5	GB0309	1	Light Mount Bracket
6	G10874	1	Detent Pin, ½" x 3½" Grip
7	GD18628	1	Mounting Bracket
8	G10012	2	Hex Head Cap Screw, ⅝"-11 x 6½"
	G10230	2	Lock Washer, ⅝"
	G10104	2	Hex Nut, ⅝"-11
9	---	-	See "Wing Lift Cylinder, 12 Row" on page P151
	---	-	See "Wing Lift Cylinder, 16 Row" on page P152
10	GD5841	1	Pin, 1¼" x 5⅝"
	G10159	2	Machine Bushing, 1¼", 10 Gauge
	G10460	2	Cotter Pin, ¼" x 2
11	---	-	See "Ground Drive Wheel" on page P121
12	---	-	See "Ground Drive Wheel" on page P121
13	G6400-L-08	1	Long Connector W/O-Ring, ¾"-16 Male JIC To O-Ring
	GR1037	-	O-Ring
14	G6400-08	1	Connector W/O-Ring, ¾"-16 Male JIC To O-Ring
	GR1037	-	O-Ring
15	G6500-08	1	Swivel Elbow, 90°, ¾"-16 Male JIC To Female
16	G10017	2	Hex Head Cap Screw, ½"-13 x 1½"
	G11389	2	Flat Washer, ½" SAE
	G10111	2	Lock Nut, ½"-13
17	GA14359	2	Cylinder Pin
18	GD1113	2	U-Bolt, 5" x 7" x ⅝"-11
	G10230	4	Lock Washer, ⅝"
	G10104	4	Hex Nut, ⅝"-11
19	GD2558	2	Lynch Pin, ¼"
20	GD20595	2	Short Hose Holder Mount
21	GD20593	2	Long Hose Holder Mount
22	G10001	2	Hex Head Cap Screw, ⅜"-16 x 1"
	G10229	2	Lock Washer, ⅜"
	G10101	2	Hex Nut, ⅜"-16
23	GD12703	1	Push Row Unit Light Bracket
A	G7698X	-	Push Row Unit Mounted Light Bracket Package (Items 22 And 23 On This Page And 42" Harness Extension, Item 5 On page P191)

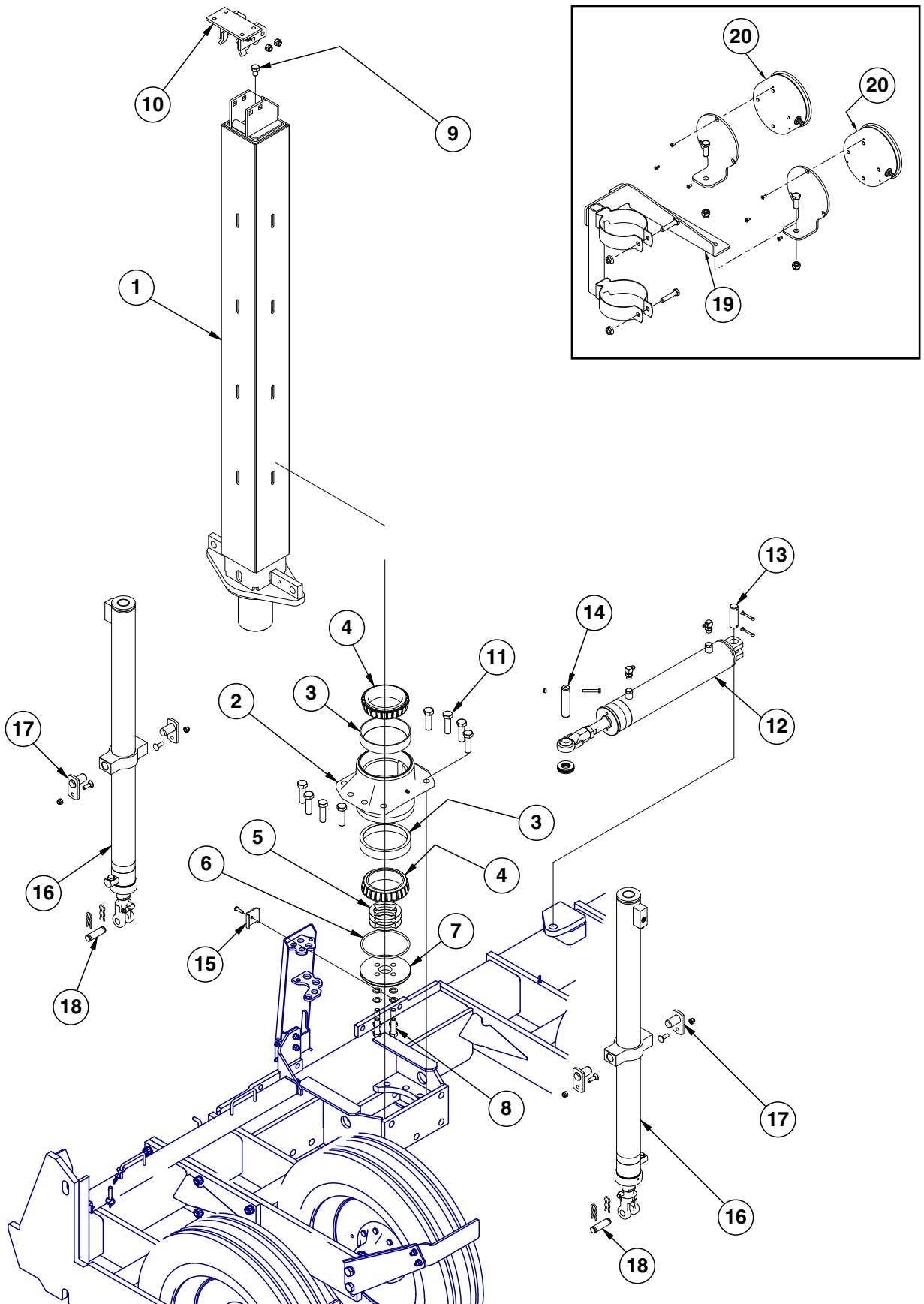
(IP1318)



ITEM	PART NO.	QTY.	DESCRIPTION
1	GA14481	2	See "Wing Down Pressure Cylinder" on page P158
2	GR0367	6	Pin, 1" x 2 7/8"
3	GR0193	12	Hair Pin Clip
4	GD18663	6	Tension Bushing, 1" I.D.

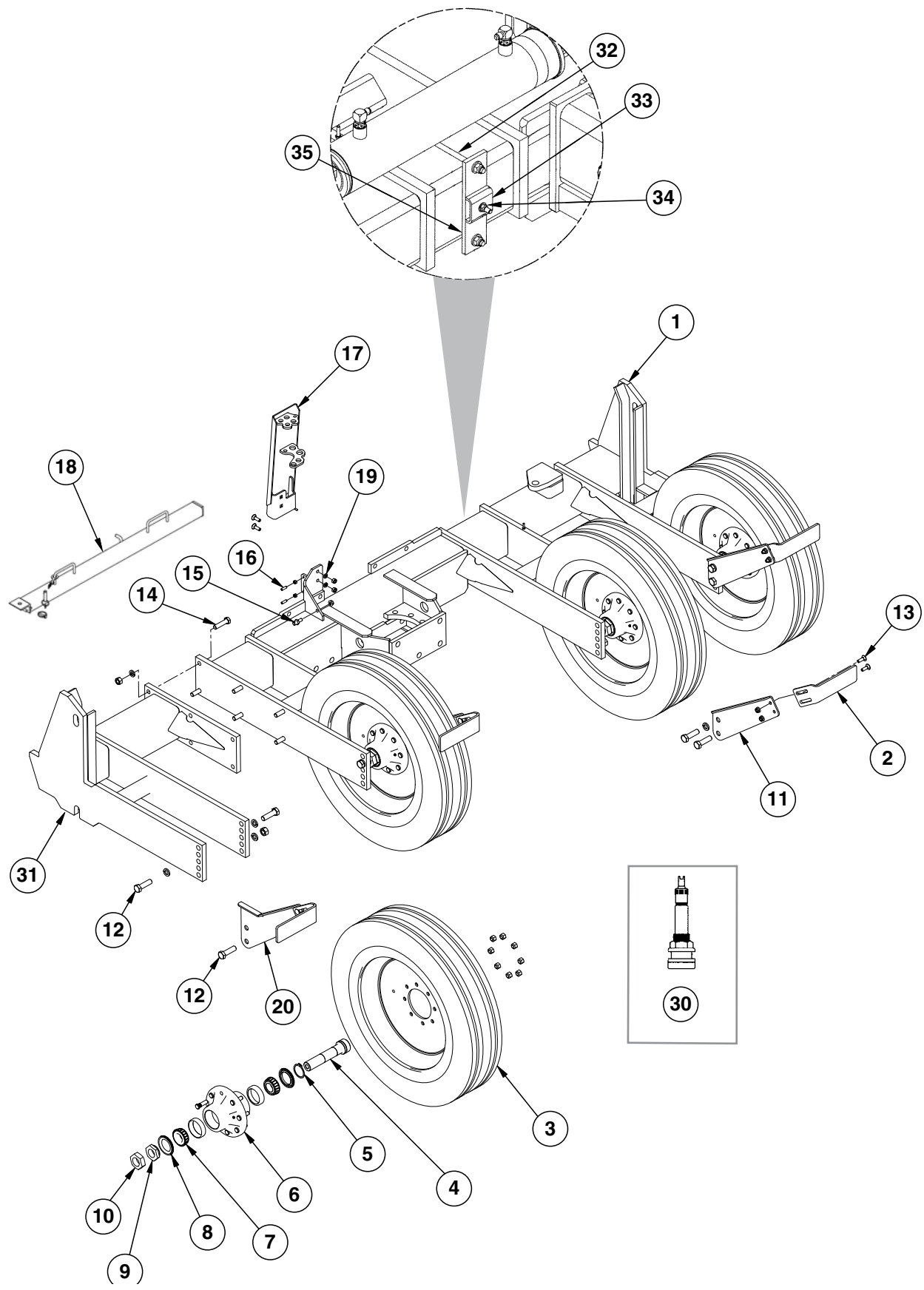
This page left blank intentionally.

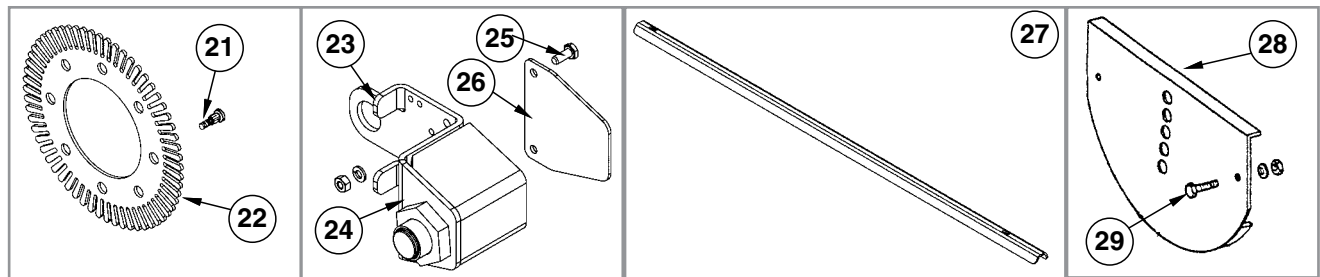
(IP1230/IP1287)



ITEM	PART NO.	QTY.	DESCRIPTION
1	GA7540	1	Center Post
2	GA7067	1	Bearing Housing W/Cups, Less Grease Fitting (Includes Item No. 3)
	G10779	1	Grease Fitting, 90°, 1/4"-28 (Included W/GA7067)
3	GD10011	2	Cup
4	GA7096	2	Cone
5	GD10013	1	Shim, .020" Thick (As Required)
	GD10014	1	Shim, .007" Thick (As Required)
	GD10012	1	Shim, .005" Thick (As Required)
6	GD9130	1	O-Ring
7	GD9636	1	Bearing Cap
8	G10027	4	Hex Head Cap Screw, 3/4"-10 x 2 1/2"
	GD2169	4	Special Washer, 25/32" I.D. x 1 1/4" O.D., Hardened
9	G10716	1	Hex Head Cap Screw, 3/4"-10 x 1"
10	G10011	1	Hex Head Cap Screw, 5/8"-11 x 5 1/2"
	G10107	1	Lock Nut, 5/8"-11
	GD10446	1	Sleeve, 3 13/16"
	GD10447	1	Sleeve, 3 5/8"
	GA6964	1	Hook Strap
	G10689	4	Carriage Bolt, 5/8"-11 x 2"
	G10107	4	Lock Nut, 5/8"-11
11	G10329	8	Hex Head Cap Screw, 7/8"-9 x 3 1/2", Grade 8
	GD10063	16	Hardened Washer, 7/8"
	G11053	8	Hex Nut, 7/8"-9, Grade 8
12	GA8904	1	See "Rotation Cylinder" on page P150
	G6801-06-08	2	Elbow W/O-Ring, 90°, 9/16"-18 Male JIC To 3/4"-16 O-Ring
	GR1037	1	O-Ring
13	GD10064	1	Pin, 1 1/4" x 5 1/4"
	G10460	2	Cotter Pin, 1/4" x 2"
14	GD10092	1	Pin, 1 1/4" x 5 1/4"
	G10108	1	Lock Nut, 3/8"-16
	G10049	1	Hex Head Cap Screw, 3/8"-16 x 2 1/2"
	G11396	4	Flat Washer, 1 1/4"
15	GD5875	1	Hose Clamp, 9/16" x 2 1/2" x 2"
	G10004	1	Hex Head Cap Screw, 3/8"-16 x 1 1/4"
16	GA14282	2	See "Center Lift Cylinder" on page P153
17	GA5121	4	Pin, 2 1/8"
	G10111	4	Lock Nut, 1/2"-13
	G10636	4	Carriage Bolt, 1/2"-13 x 1 1/2"
18	GR0375	2	Pin, 1" x 3 1/2"
	GR0193	4	Hair Pin Clip
19	GA14600	1	Pressure Gauge Mount
	G10060	2	Hex Head Cap Screw, 5/16"-18 x 2 1/2"
	G10620	2	Serrated Flange Nut, 5/16"-18
20	---	-	See "Vacuum System" on page P63 See "Bulk Fill Fan System" on page P77

(IP1231)





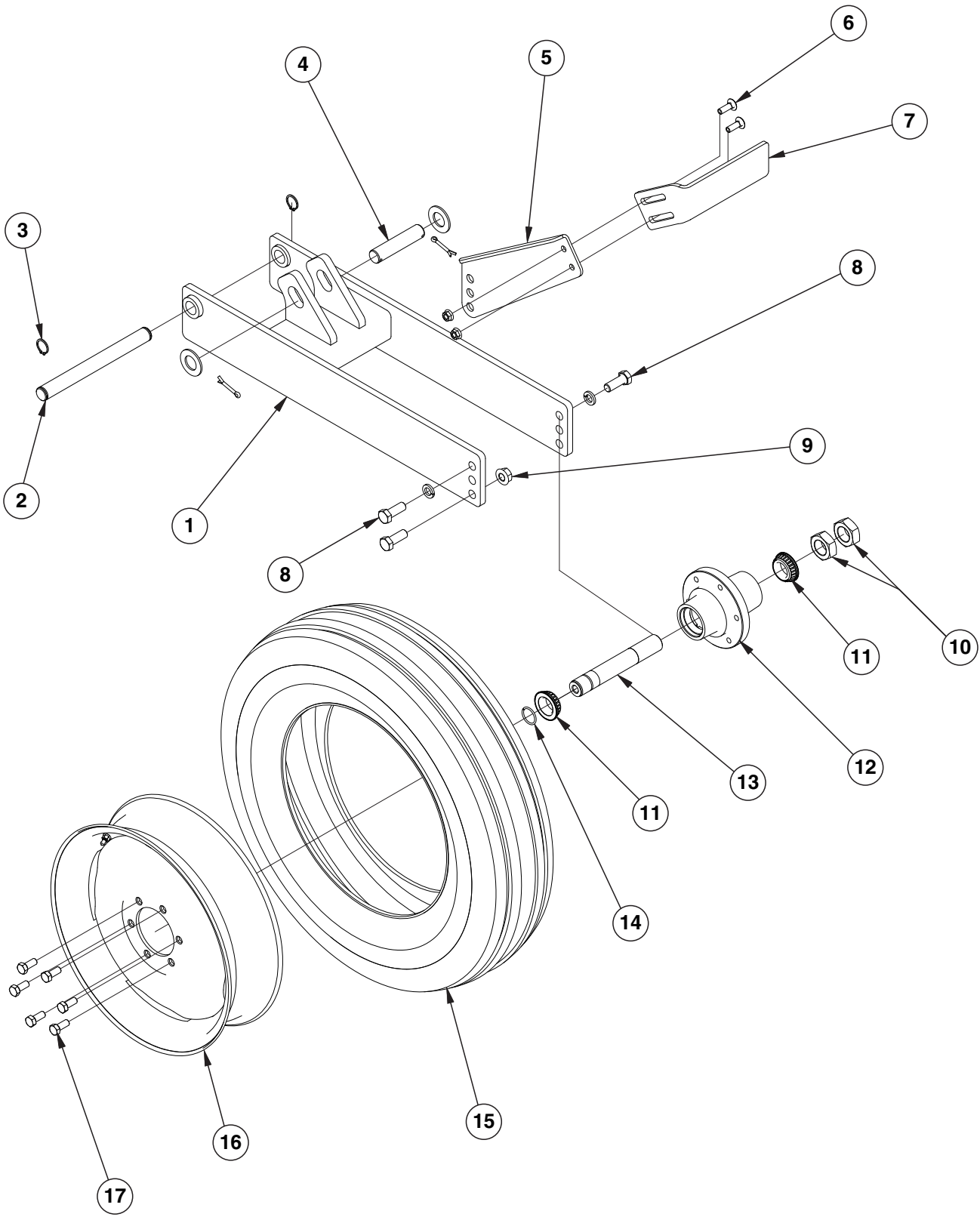
ITEM	PART NO.	QTY.	DESCRIPTION
1	GA14981 GA17903	1 -	Axle, 12 Row and 16 Row Axle, 16 Row Twin Row
2	GD20458	2	R.H. Slotted Scraper
3	GD13409 GA14516	- -	Tire, 255-70R 22.5" W/O Center Rib, Tubeless (Specify Brand*) Rim, 5.5" x 22.5", All Sizes
4	GD11245	4	Spindle Shaft
5	G10913	4	External Retaining Ring, 2½"
6	GA4729 GR0528 GD7079 G10640 GR1912	4 8 2 1 8	Hub W/Cups, Bolts, Nuts And Grease Fitting, 8 Bolt, 1¾" Bore Stud, ⅝"-18 x 2¼", Grade 8 (Included W/GA4729) Cup (Included W/GA4729) Grease Fitting, ¼"-28 (Included W/GA4729) Lug Nut, ⅝"-18, Grade 5 (Included W/GA4729)
7	GA4723	8	Bearing
8	GA4722	8	Seal
9	GD7089	4	Special Nut, 1¾"-12 UNF
10	GD7864	4	Special Hex Nut, 1¾"-12 UNF
11	GD20457	2	R.H. Long Scraper Arm
12	G10441 G10330 G10955	12 12 4	Hex Head Cap Screw, ⅞"-9 x 3", Grade 8 Lock Washer, ⅞" Hex Nut, ⅞"-9
13	G10636 G10071	8 8	Carriage Bolt, ½"-13 x 1½" Serrated Flange Nut, ½"-13
14	G10028 G11392 G10105	6 6 6	Hex Head Cap Screw, ¾"-10 x 3" Flat Washer, ¾" SAE Hex Nut, ¾"-10
15	GD19655 G10071	1 1	Pin Serrated Flange Nut, ½"-13
16	G10806 G10101	2 2	Hex Set Screw, ⅝"-16 x 1¼" Hex Nut, ⅝"-16
17	GA20960	1	Bulkhead Mount
18	GA7098 GA7022 GD2558	1 1 1	Manual Safety Lockup W/Detent Pin Detent Pin W/Chain Lynch Pin, ¼"
19	G10636 G10228 G10102	2 2 2	Carriage Bolt, ½"-13 x 1½" Lock Washer, ½" Hex Nut, ½"-13
20	GA18105 GD25523	2 1	L.H. Long Scraper Arm L.H. Slotted Scraper
21	GD18676	4	Lug Bolt, ⅝"-18 x 2¾" (If Applicable)
22	GD18643	1	Jump Start Wheel (If Applicable)
23	GA13227	1	Sensor Bracket (If Applicable)
24	GA13204	1	Hall Effect Sensor (If Applicable)

Continued on the next page.

ITEM	PART NO.	QTY.	DESCRIPTION
25	G10020	2	Hex Head Cap Screw, ¼"-20 x ⅝" (If Applicable)
	G10227	2	Lock Washer, ¼" (If Applicable)
	G10103	2	Hex Nut, ¼"-20 (If Applicable)
26	GD18646	1	Sensor Bracket Cover (If Applicable)
27	GD18645	1	Cable Gaurd (If Applicable)
28	GA5716	-	Rock Guard (Optional)
29	G10448	-	Hex Head Cap Screw, ⅞"-9 x 2½", Grade 8
	G10330	-	Lock Washer, ⅞"
	G10955	-	Hex Nut, ⅞"-9
30	GA7434	-	Valve Stem
31	GA15453	1	Stub Axle
32	GD7145	1	U-Bolt, 7" x 7" x ½"-13 (Twin-Row Only)
	G10111	2	Lock Nut, ½"-13 (Twin-Row Only)
	G11389	2	Flat Washer, ½" Plated SAE (Twin-Row Only)
33	GD5875	1	Hose Clamp, ⅞" x 2½" x 2" (Twin-Row Only)
34	G10108	1	Lock Nut, ⅜"-16 (Twin-Row Only)
	G11387	1	Flat Washer, ⅜" SAE (Twin-Row Only)
35	GA17413	1	Mounting Bracket (Twin-Row Only)
A	GA14517	-	Tire And Rim Assembly (Items 3 and 30) (Specify Brand*)
B	GA13214	-	Sensor Bracket Assembly (Items 23 - 26) (If Applicable)
C	GA4727	-	Spindle W/Retaining Ring, 1¼" (Items 4 and 5)

***Specific brand requests will be supplied only as available from current Kinze Repair Parts stock. If a specific brand requested is not in stock, the brand available will be supplied.**

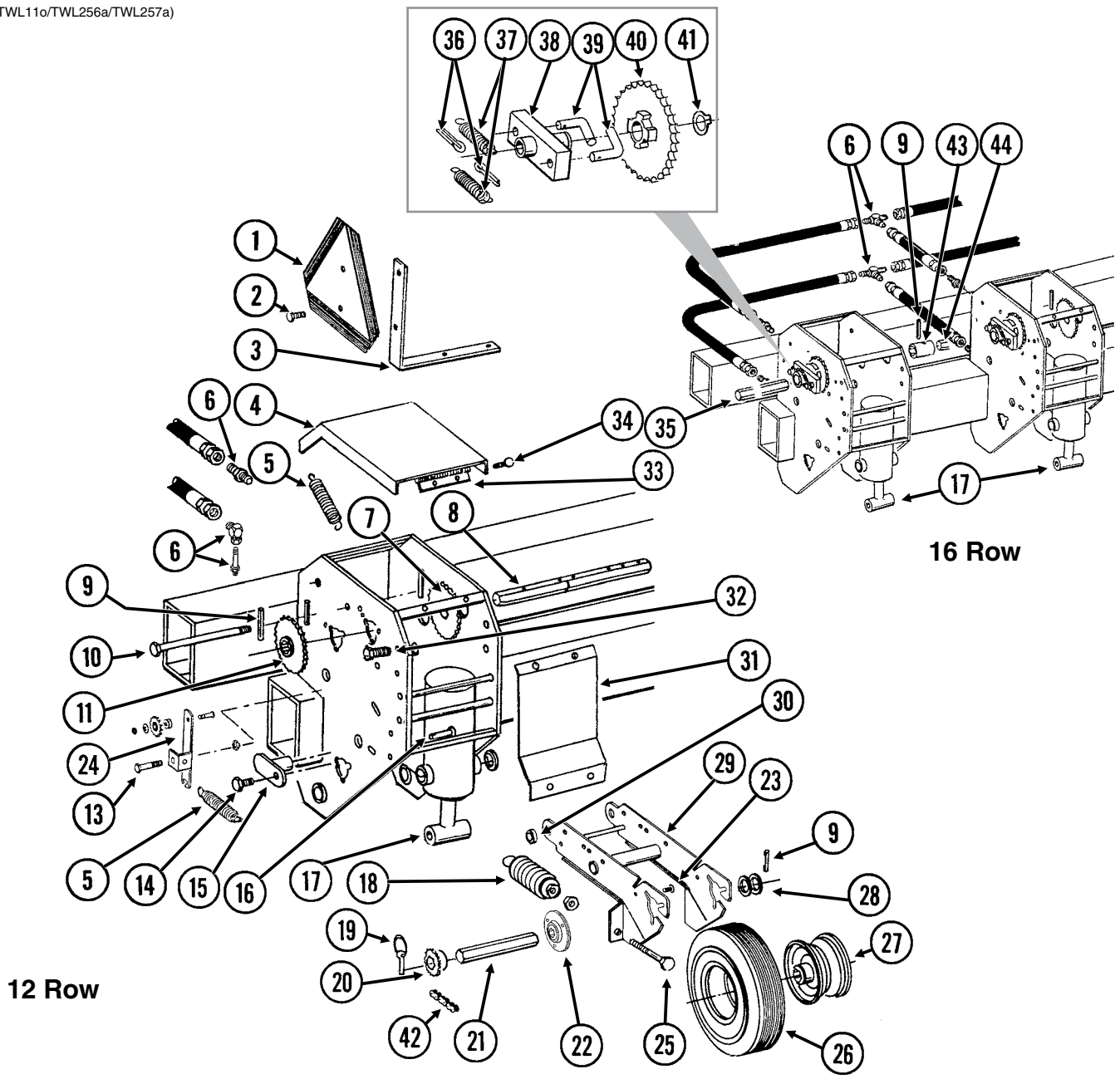
This page left blank intentionally.

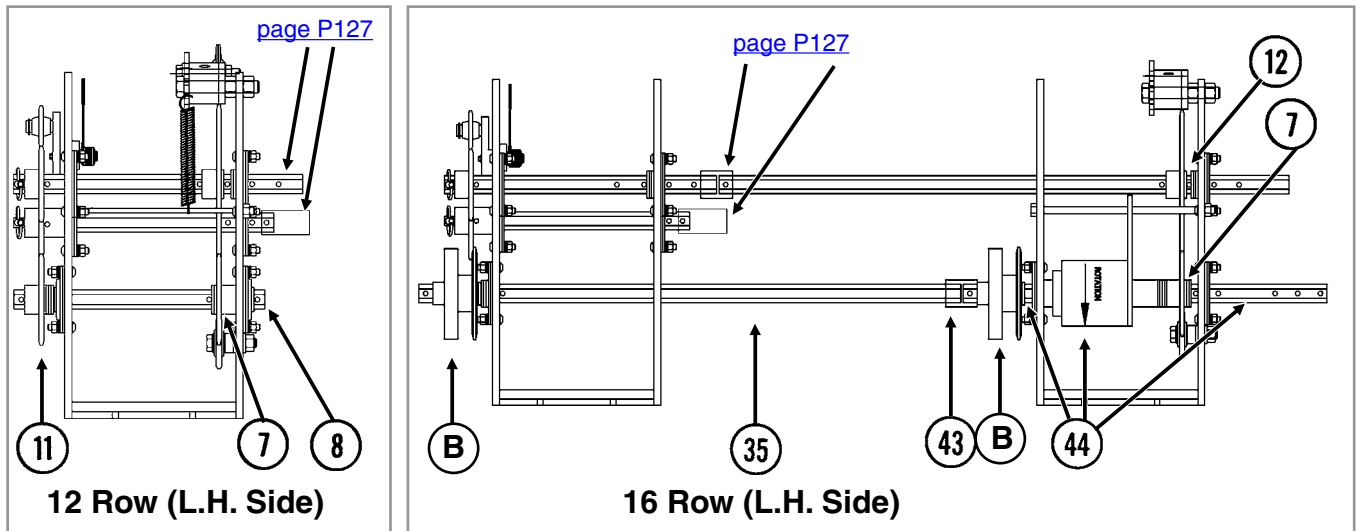


ITEM	PART NO.	QTY. (Per Assy.)	DESCRIPTION
1	GA14349	1	Wheel Module
2	GD20461	1	Pin, 1¼" x 13"
3	G11400	2	Retaining Ring, 1¼"
4	GD5841	1	Pin, 1¼" x 5⅝"
	G11396	2	Flat Washer, 1¼" SAE
	G10460	2	Cotter Pin, ¼" x 2"
5	GD20456	1	Short Scraper Arm
6	G10636	2	Carriage Bolt, ½"-13 x 1½"
	G10071	2	Serrated Flange Nut, ½"-13
7	GD20458	1	Slotted Scrapper
8	G10026	3	Hex Head Cap Screw, ¾"-10 x 2"
	G10231	2	Lock Washer, ¾"
9	G11314	1	Serrated Flange Nut, ¾"-10
10	G11081	2	Hex Jam Nut, 1½"-12, Grade 2
11	GA0895	2	Bearing
12	GA2148	1	Hub W/Cups, 6 Bolt
	GR0434	2	Cup (Included W/GA2148)
13	GA4376	1	Spindle W/Round External Retaining Ring, 10"
14	GD11490	1	Round External Retaining Ring
15	GD13401	1	Tire, 7.50" x 20", 8 Ply, Tubeless W/O Center Rib (Specify Brand*)
	GA7434	1	Valve Stem
16	GA14413	1	Rim, 5.5" x 20"
17	GR0270	6	Lug Bolt, ⅞"-18
A	GA14412	-	Tire And Rim Assembly (Specify Brand*) (Items 15 and 16)
B	GA4377	-	Hub And Spindle Assembly (Items 10-13)

***Specific brand requests will be supplied only as available from current Kinze Repair Parts stock. If a specific brand requested is not in stock, the brand available will be supplied.**

(TWL110/TWL256a/TWL257a)





ITEM	PART NO.	QTY. (Per Assy.)	DESCRIPTION
1	GD2199	1	SMV Sign
2	G10064	2	Hex Head Cap Screw, 1/4"-20 x 1"
	G10621	2	Serrated Flange Nut, 1/4"-20
3	GD9969	1	Bracket
4	GD10298	1	Cover
5	GD5857	2	Spring
6	---	-	See "Hydraulic Hoses and Fittings on Planter Frame, 12 Row" on page P179 See "Hydraulic Hoses and Fittings on Planter Frame, 16 Row" on page P181
7	---	-	See "Inner Module Drive" on page P129
8	GD10543	1	Hex Shaft, 7/8" x 13", See "Point Row Clutch" on page P131 (For 12 Row Machines Equipped With Point Row Clutches)
9	G10602	4	Spring Pin, 1/4" x 1 1/2"
10	G10595	-	Hex Head Cap Screw, 3/8"-16 x 10" (Used To Secure Point Row Clutch)
	G10108	-	Lock Nut, 3/8"-16
11	GA5114	1	Sprocket, 30 Tooth
12	G10233	2	Machine Bushing, 1", 10 Gauge
	G10345	2	Machine Bushing, 1", 14 Gauge
13	G10036	1	Hex Head Cap Screw, 5/8"-11 x 4"
	G10104	1	Hex Nut, 5/8"-11
	G10107	1	Lock Nut, 5/8"-11
14	G10017	2	Hex Head Cap Screw, 1/2"-13 x 1 1/2"
	G11389	2	Flat Washer, 1/2" SAE
	G10111	2	Serrated Flange Nut, 1/2"-13
15	GA5121	2	Pin, 2 1/8"
16	G10870	1	Clevis Pin, 3/8" x 1"
	G10860	1	Retaining Ring, 3/8"
17	---	-	See "Wing Lift Cylinder, 12 Row" on page P151 See "Wing Lift Cylinder, 16 Row" on page P152
18	GA2068	2	Spring W/Plug
19	GD2558	1	Lynch Pin, 1/4"
20	GA12192	1	Sprocket, 22 Tooth
	GA5113	1	Sprocket, 28 Tooth
	GA5114	1	Sprocket, 30 Tooth
	GA12191	-	Sprocket, 44 Tooth

Continued on the next page.

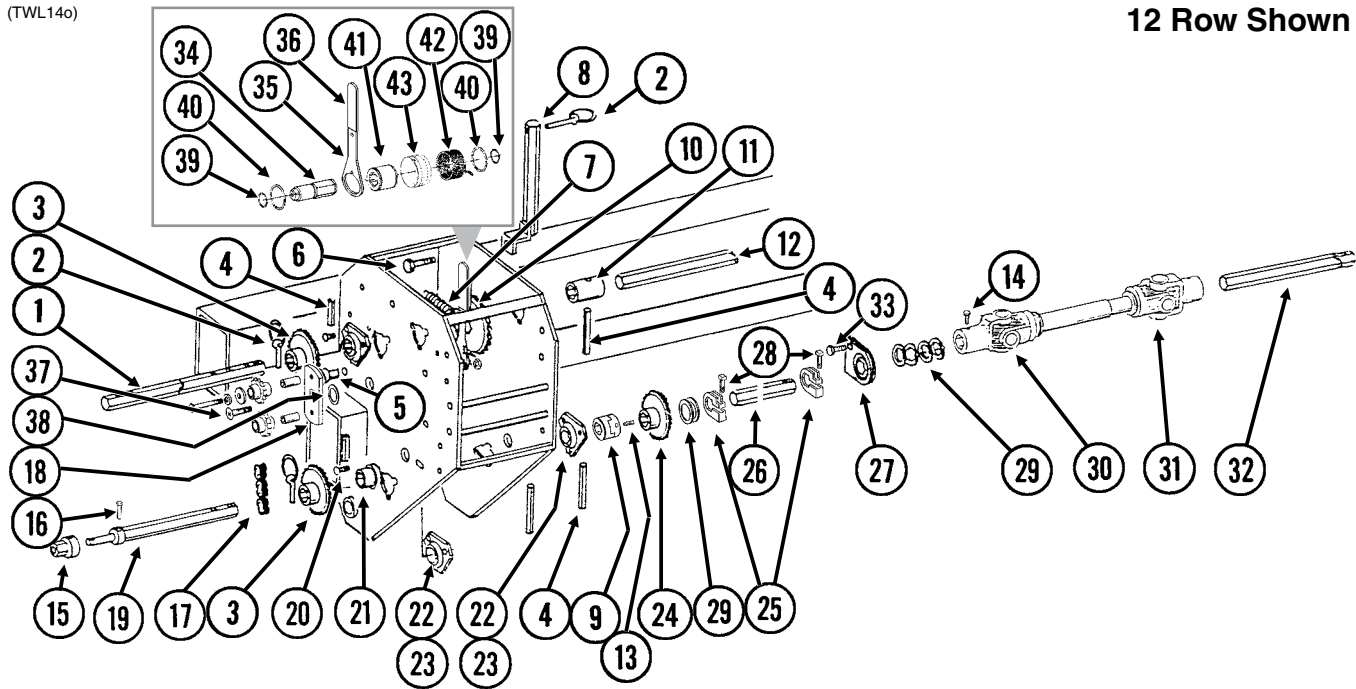
ITEM	PART NO.	QTY. (Per Assy.)	DESCRIPTION
21	GD6775	1	Hex Shaft, 7/8" x 11 3/4" (2 Holes)
22	GA9846	-	Flanged Bearing, 7/8" Hex Bore
23	G10303	6	Carriage Bolt, 5/16"-18 x 1"
	G10232	6	Lock Washer, 5/16"
	G10106	6	Hex Nut, 5/16"-18
24	GA9553	1	Idler W/Sprocket And Hardware, L.H. Side Of Planter
	GA9554	-	Idler W/Sprocket And Hardware, R.H. Side Of Planter
	GA7154	-	Sprocket W/Bearing, 18 Tooth (Included W/GA9553 and GA9554)
	G10017	-	Hex Head Cap Screw, 1/2"-13 x 1 1/2" (Included W/GA9553 and GA9554)
	G10128	-	Machine Bushing, 1/2", 14 Gauge (Included W/GA9553 and GA9554)
	G10501	-	Hex Jam Nut, 1/2"-13, Grade 2 (Included W/GA9553 and GA9554)
25	G10890	2	Hex Head Adjusting Bolt, 1/2"-13 x 4", Grade 2
	G10501	2	Hex Jam Nut, 1/2"-13, Grade 2
26	GD4700	1	Tire, 4.80" x 8", 4 Ply, Rib Implement (Specify Brand*)
27	GA3553	1	Rim, 3.75" x 8"
	GD4701	-	Valve Stem
28	G10233	-	Machine Bushing, 1", 10 Gauge
29	GA7372	1	Wheel Arm
30	GB0218	2	Bushing, 2 1/32" I.D. x 7/8" O.D. x 1 9/32" Long
31	GD6895	1	Shield
32	G10004	2	Hex Head Cap Screw, 5/8"-11 x 1 1/4"
	G10235	6	Machine Bushing, 7/8", 14 Gauge
	G11391	2	Flat Washer, 5/8" SAE
	GB0218	2	Bushing, 2 1/32" I.D. x 7/8" O.D. x 1 9/32" Long
	G10107	2	Lock Nut, 5/8"-11
33	GA13790	1	Slip Joint Hinge Assembly
34	G10064	6	Hex Head Cap Screw, 1/4"-20 x 1"
	G10621	6	Serrated Flange Nut, 1/4"-20
35	GD10099	-	Hex Shaft, 7/8" x 29 5/8"
36	G10453	2	Cotter Pin, 3/16" x 1"
37	GD1256	2	Spring
38	GA0378	1	Block And Hub Assembly
39	GD1255	2	L-Pin
40	GA5165	1	Sprocket, 30 Tooth
41	G10430	1	External Retaining Ring, 1 1/4"
42	G3310-114	1	Chain, No. 40, 114 Pitch Including Connector Link (Used With 22 Tooth Sprocket)
	G3310-118	-	Chain, No. 40, 118 Pitch Including Connector Link (Used With 28 and 30 Tooth Sprocket)
	G3310-126	-	Chain, No. 40, 126 Pitch Including Connector Link (Used With 44 Tooth Sprocket)
	GR0912	-	Connector Link, No. 40
43	GD5212	1	Coupler, 1 3/4", 16 Row 30" Only
44	---	-	See "Point Row Clutch" on page P131
A	GA3552	-	Tire And Rim Assembly (Items 26 And 27) (Specify Brand*)
B	GA5164	-	Ratchet/Sprocket Assembly, L.H. Side Of Planter (Items 36-41)
	GA9843	-	Ratchet/Sprocket Assembly, R.H. Side Of Planter (Items 36-41)
C	G1K324	-	Contact Wheel Arm Replacement Kit (Items 9, 21-23, 25, 28 And 29)

* Specific brand requests will be supplied only as available from current Kinze Repair Parts stock. If a specific brand requested is not in stock, the brand available will be supplied. Different brand tires may have different diameters. Change in tire brand may affect rates. Field checks are recommended after any change in contact tires.

This page left blank intentionally.

(TWL14a)

12 Row Shown



ITEM	PART NO.	QTY. (Per Side)	DESCRIPTION
1	GD6780	1	Shaft, 7/8" x 15"
2	GD2558	3	Lynch Pin, 1/4"
3	GA5105	1	Sprocket, 15 Tooth
	GA5106	1	Sprocket, 17 Tooth
	GA5107	2	Sprocket, 19 Tooth
	GA5108	2	Sprocket, 23 Tooth
	GA5109	1	Sprocket, 24 Tooth
	GA5110	1	Sprocket, 25 Tooth
	GA5111	1	Sprocket, 26 Tooth
	GA5112	1	Sprocket, 27 Tooth
	GA5113	1	Sprocket, 28 Tooth
	GA5114	1	Sprocket, 30 Tooth
4	G10602	-	Spring Pin, 1/4" x 1 1/2"
5	G10870	1	Clevis Pin, 3/8" x 1"
	G10860	1	Retaining Ring, 3/8"
6	G10583	1	Hex Head Cap Screw, 1/2"-13 x 2 3/4"
	GD4887-17	1	Sleeve, 1" O.D. x 9/16" I.D. x 1 1/8"
	G10527	2	Lock Washer, 1/2", Internal/External
	G10111	1	Lock Nut, 1/2"-13
7	GD5857	1	Spring
8	GA10832	1	Sprocket Storage Rod
9	GB0287	2	Coupler
10	---	-	See "Inner Module Drive" on page P129
11	GD5212	1	Coupler, 1 3/4", 16 Row 30" Only
12	GD10100	1	Hex Shaft, 7/8" x 31 3/8", 16 Row 30" Only
13	G10131	4	Square Head Set Screw, 5/16"-18 x 3/4"
14	G10688	-	Square Head Set Screw, 3/8"-16 x 5/8"
15	GD7127	1	Shear Coupler
16	G10821	-	Clevis Pin, 3/16" x 2"
	G10455	-	Cotter Pin, 1/16" x 1/2"
17	G3310-80	1	Chain, No. 40, 80 Pitch Including Connector Link
	GR0912	-	Connector Link, No. 40

Seed Rate Transmission and Row Unit Drill Shafts

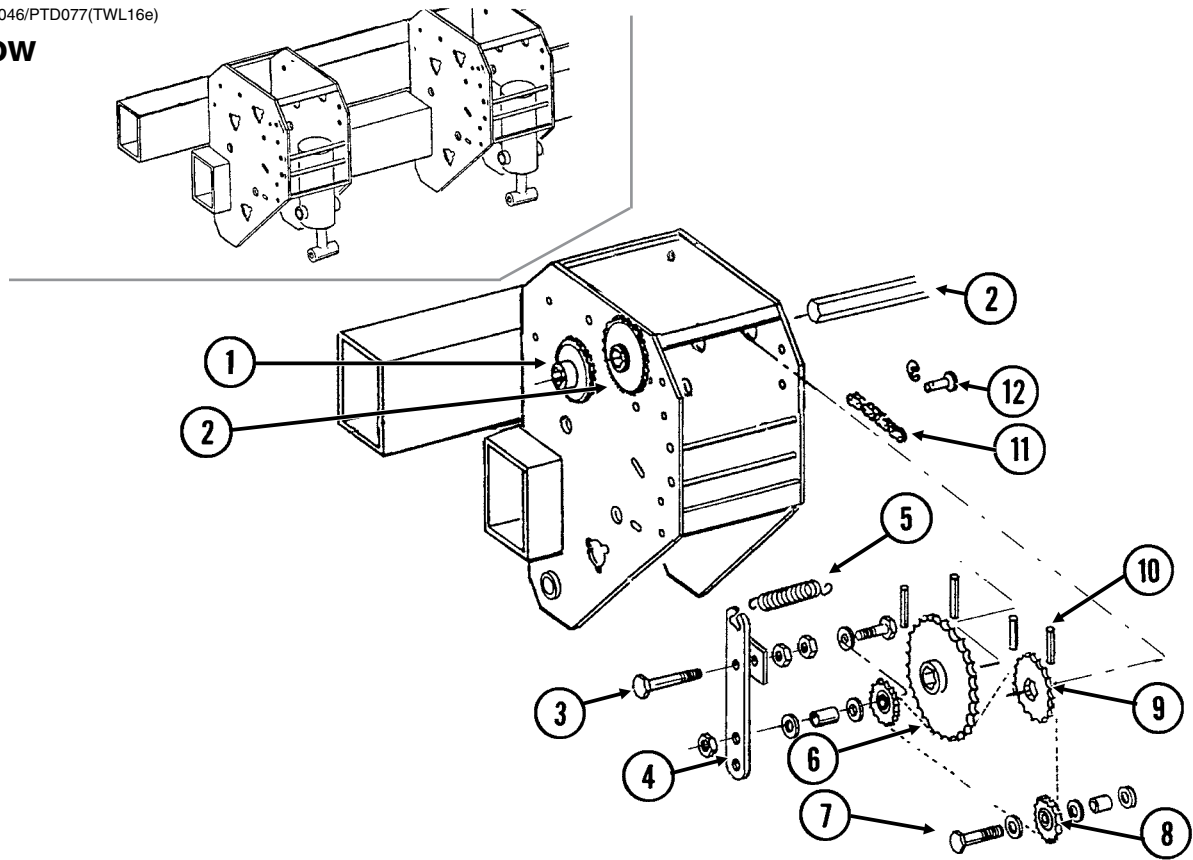
M0259-02

Model 3600

ITEM	PART NO.	QTY. (Per Side)	DESCRIPTION
18	GA7336	1	Idler W/Bolt-On Sprockets
	GD7426	-	Sprocket, 12 Tooth
	G10047	-	Hex Head Cap Screw, 3/8"-16 x 1 3/4"
	GD1026	-	Sleeve, 1 3/16" Long
	G11387	-	Flat Washer, 3/8" SAE
	G10229	-	Lock Washer, 3/8"
19	GD7612	1	Shaft, 7/8" x 13 1/2"
20	G10303	-	Carriage Bolt, 5/16"-18 x 1"
	G10620	-	Hex Nut, 5/16"-18
21	GA5548	1	Special Bearing
22	G3400-01	-	Flangette
23	G2100-03	-	Bearing, 7/8" Hex Bore, Spherical
24	GA8092	1	Clutch Sprocket Assembly, 19 tooth (See "Interplant Push Row Unit Drive" on page P55)
25	GD11045	-	Lock Clamp
26	GD0914-106.5	2	Hex Shaft, 7/8" x 106 1/2" (No Holes), Wing, 12 Row 30"
	GD0914-166.50	-	Hex Shaft, 7/8" x 166 1/2" (No Holes), Wing, 16 Row 30"
27	GA2180	-	Hanger Bearing, 7/8" Hex Bore
28	G10130	-	Square Head Machine Bolt, 5/16"-18 x 1 3/4"
	G10923	-	Flange Nut, 5/16"-18, No Serration
29	G10233	-	Machine Bushing, 1", 10 Gauge
30	GA7052	-	U-Joint W/Grease Fitting, Female, 10 1/4" Long, 12 Row 30" And 16 Row 30"
	GR1557	-	Grease Fitting, 45°, Metric (Included W/GA7052)
	GR1298	-	Inboard Yoke And Outer Profile (18 1/4" U-Joint)
	GR1297	-	Inboard Yoke And Outer Profile (10 1/4" U-Joint) (Included W/GA7052)
	GR1294	-	Cross And Bearing Kit (Included W/GA7052)
	GR1293	-	Yoke, 7/8" Hex (Included W/GA7052)
31	GA7051	-	U-Joint W/Grease Fitting, Male, 12 1/4" Long
	GR1557	-	Grease Fitting, 45°, Metric (Included W/GA7051)
	GR1296	-	Inner Profile (Included W/GA7051)
	GR1295	-	Inboard Yoke (Included W/GA7051)
	GR1301	-	Spring Pin, 8 mm x 50 mm (Included W/GA7051)
	GR1294	-	Cross And Bearing Kit (Included W/GA7051)
	GR1293	-	Yoke, 7/8" Hex (Included W/GA7051)
32	GD0914-45	1	Hex Shaft, 7/8" x 45" (No Holes), R.H. Main Frame, 12 Row 30" and 16 Row 30"
	GD0914-35	-	Hex Shaft, 7/8" x 35" (No Holes), L.H. Main Frame, 12 Row 30" and 16 Row 30"
	GD0914-38	-	Hex Shaft, 7/8" x 38" (No Holes), L.H. Main Frame, 12 Row 30" and 16 Row 30"
33	G10004	2	Hex Head Cap Screw, 3/8"-16 x 1 1/4"
	G10229	2	Lock Washer, 3/8"
	G10101	-	Hex Nut, 3/8"-16
34	GD14426	1	Tightener Shaft, 3 3/8"
35	GD14431	1	Handle
36	G11078	1	Vinyl Cap
37	G11100	1	Hex Socket Button Head Cap Screw, 1/4"-20 x 1/2", Grade 8
	G11453	1	Fender Washer, 1/4"
38	G10235	1	Machine Bushing, 7/8", 14 Gauge
39	G10496	2	External Inverted Snap Ring, 1 1/2"
40	G11075	2	External Inverted Snap Ring, 7/8"
41	GD14432	1	Sleeve, 1 1/4"
42	GD14414	1	Torsion Spring, R.H. (Used In L.H. Wrap Spring Wrench)(Shown)
	GD14413	-	Torsion Spring, L.H. (Used In R.H. Wrap Spring Wrench)
43	GD19344	-	Release Collar, Gray, L.H. (Shown)
	GD19343	1	Release Collar, Blue, R.H.
A	G1K269	-	Lock Clamp Kit (Items 25 And 28)
B	G1K381	-	Wrap Spring Wrench Replacement Kit, Gray Collar, L.H. (Items 34-43) (Shown)
	G1K380	-	Wrap Spring Wrench Replacement Kit, Blue Collar, R.H. (Items 34-43)

PTD058/PFA046/PTD077(TWL16e)

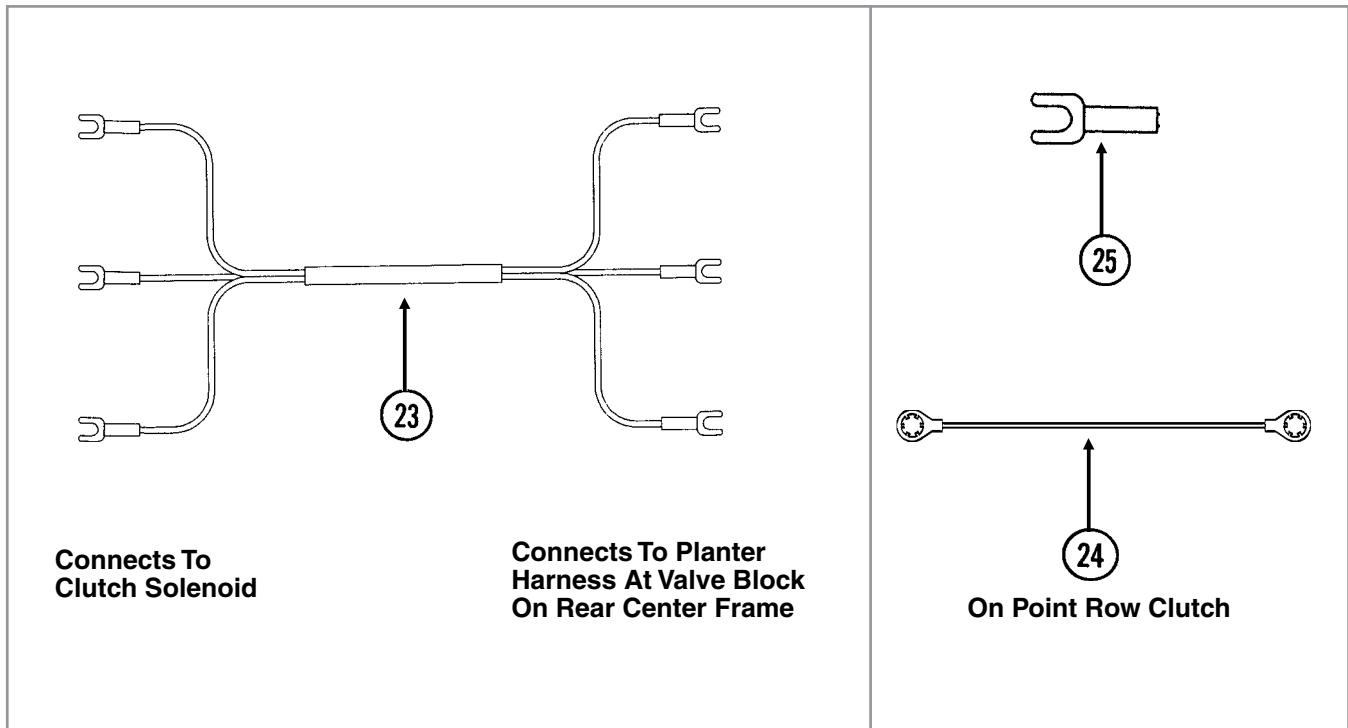
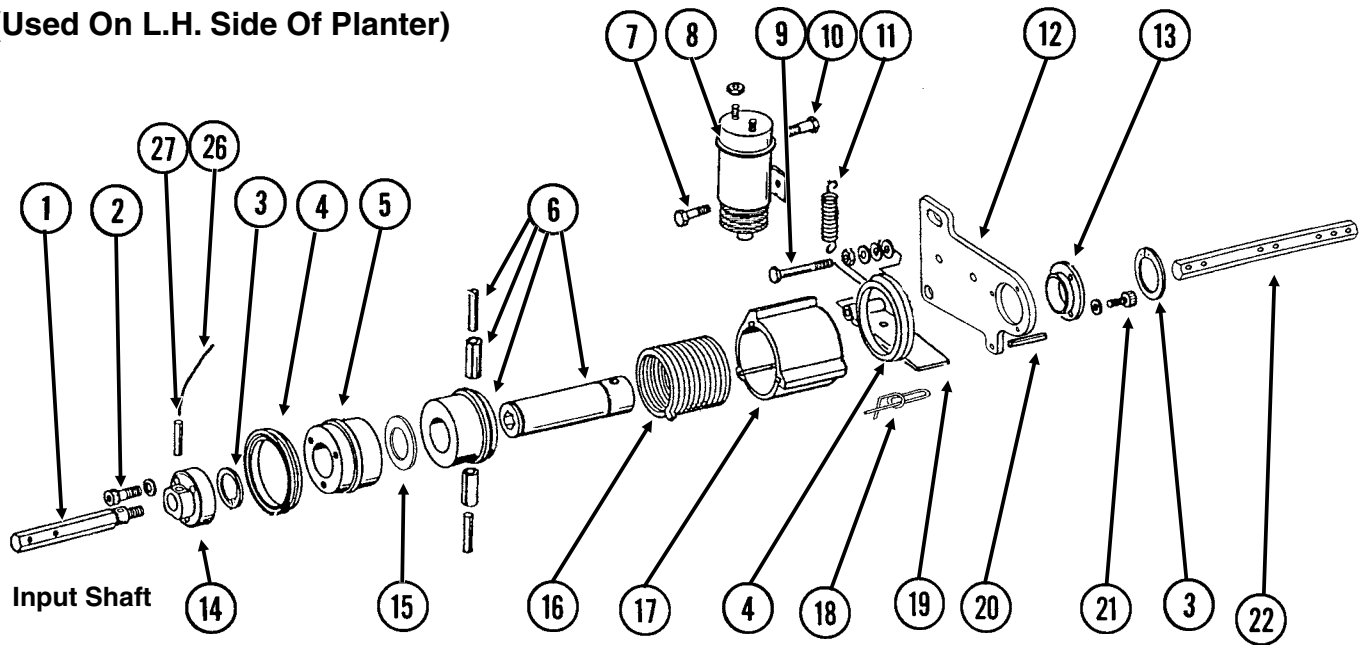
16 Row



ITEM	PART NO.	QTY. (Per Module)	DESCRIPTION
1	---	-	See "Seed Rate Transmission and Row Unit Drill Shafts" on page P127
2	---	-	See "Contact Wheel and Drive Shaft(s)" on page P123
3	G10743	1	Hex Head Cap Screw, 5/8"-11 x 3 3/4"
	G10918	3	Machine Bushing, 5/8", 14 Gauge (As Required)
	G10503	1	Hex Jam Nut, 5/8"-11, Grade 2
	G10107	1	Lock Nut, 5/8"-11
4	GA9558	1	Idler W/Sprocket And Hardware, L.H. Side Of Planter
	GA9557	-	Idler W/Sprocket And Hardware, R.H. Side Of Planter
	GA7154	-	Sprocket W/Bearing, 18 Tooth (Included W/GA9558 and GA9557)
	G10038	-	Hex Head Cap Screw, 1/2"-13 x 3" (Included W/GA9558 and GA9557)
	GD10007	-	Spacer, 1 1/8" Long
	G11389	-	Flat Washer, 1/2" SAE (Included W/GA9558 and GA9557)
	G10111	-	Lock Nut, 1/2"-13 (Included W/GA9558 and GA9557)
5	GD5857	1	Spring
6	GA5194	1	Sprocket, 50 Tooth
7	G10581	1	Hex Head Cap Screw, 1/2"-13 x 2 1/4"
	GD7889	1	Bushing, 1" O.D. x 9/16" I.D. x 7/16" Long
	G10168	2	Machine Bushing, 1/2", 7 Gauge
	G10205	2	Washer, 5/8" SAE
	G10111	1	Lock Nut, 1/2"-13
8	GA7154	1	Sprocket W/Bearing, 18 Tooth
9	GA5113	1	Sprocket, 28 Tooth
10	G10602	-	Spring Pin, 1/4" x 1 1/2"
11	G3310-100	1	Chain, No. 40, 100 Pitch Including Connector Link
	GR0912	-	Connector Link, No. 40
12	G10870	1	Clevis Pin, 3/8" x 1"
	G10860	1	Retaining Ring, 3/8"

PRC019(TWL70d/TWL71d/TWL71/TWL18/A10054)

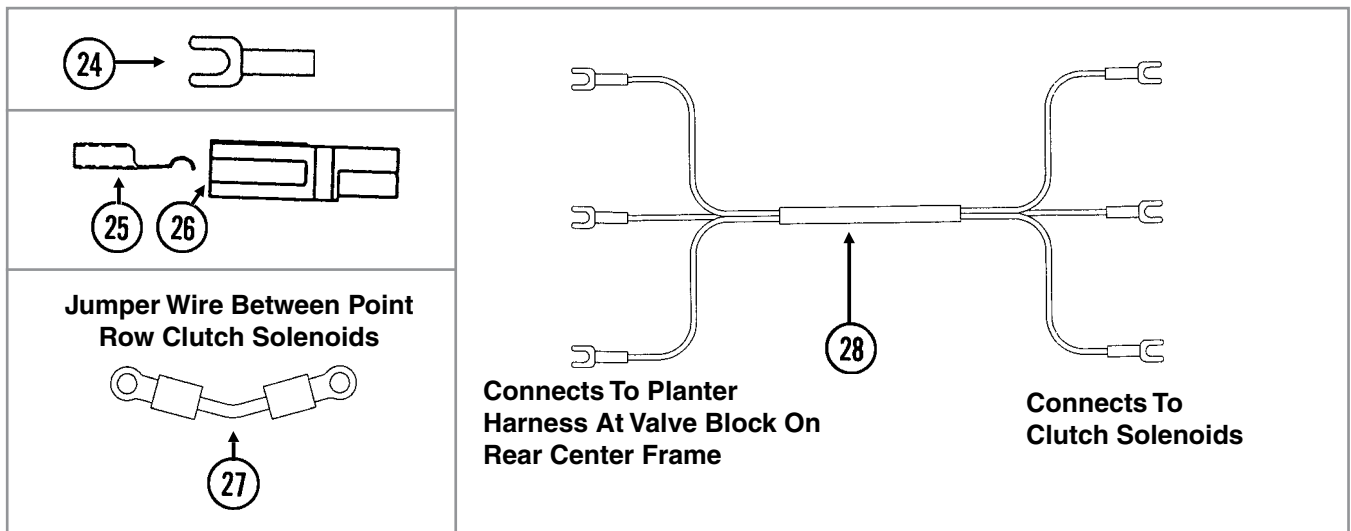
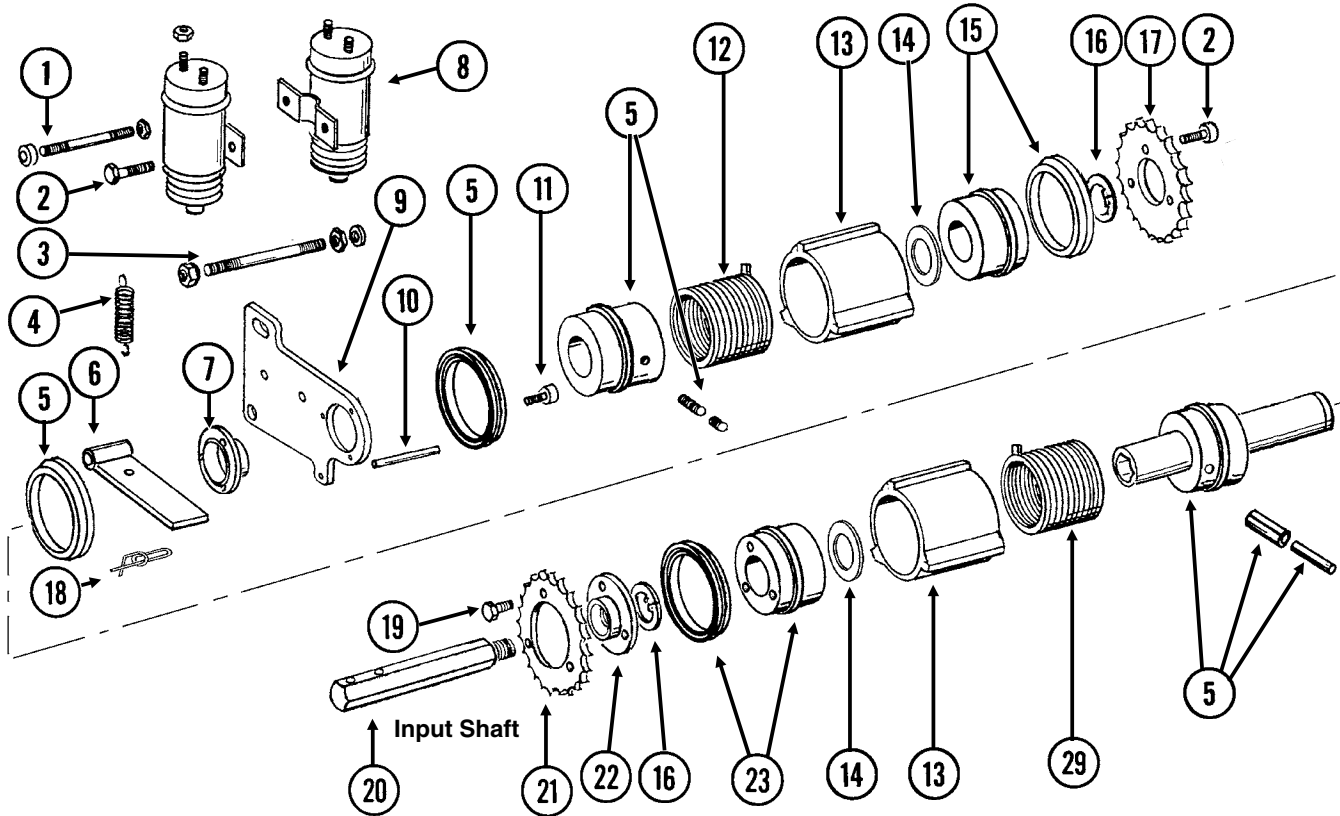
**L.H. Point Row Clutch Shown
(Used On L.H. Side Of Planter)**



ITEM	PART NO.	QTY. (Per Assy.)	DESCRIPTION
1	GD10068	1	Input Shaft, R.H. Threads (Shown)
	GD10069	1	Input Shaft, L.H. Threads
2	G10374	3	Hex Socket Head Cap Screw, 1/4"-20 x 1"
	G10227	3	Lock Washer, 1/4"
3	G10496	2	External Inverted Snap Ring, 1 1/2"
4	GD14512	2	V-Ring Seal
5	GD10104	1	Input Hub
6	GA7137	1	Hub/Sleeve Assembly W/Spring Pins
	G10765	-	Spring Pin, 1/4" x 1" (Included W/GA7137)
	G10804	-	Spring Pin, 5/32" x 7/8" (Included W/GA7137)
7	G10023	1	Hex Head Cap Screw, 1/4"-20 x 3/4"
	G10227	1	Lock Washer, 1/4"
	G10103	1	Hex Nut, 1/4"-20
8	GA8393	1	Solenoid Complete
	GR1306	1	Snap Ring (Included W/GA8393)
	GR1303	1	Spring (Included W/GA8393)
	GR1304	1	Boot (Included W/GA8393)
	GR1305	1	Plunger (Included W/GA8393)
9	G10939	1	Hex Head Cap Screw, 3/8"-16 x 2 1/4"
	G10101	1	Hex Nut, 3/8"-16
	G11387	1	Flat Washer, 3/8" SAE
	G10229	2	Lock Washer, 3/8"
	G10497	1	Hex Jam Nut, 3/8"-16, Grade 2
10	G10900	1	Hex Socket Head Cap Screw, 1/4"-20 x 1 3/4", Grade 8
	G10227	1	Lock Washer, 1/4"
	G10103	2	Hex Nut, 1/4"-20
11	GD10123	1	Spring
12	GD10103	1	Mounting Plate
13	GD9667	1	Bushing
14	GD10070	1	Coupler W/R.H. Threads (Shown)
	GD10071	1	Coupler W/L.H. Threads
15	GD14513	1	Felt Washer
16	GD9671	-	Spring, L.H. (Shown)
	GD9672	-	Spring, R.H.
17	GD10102	1	Stop Collar
18	GD11120	1	Rue Ring Cotter, 5/16"
19	GD30902	1	Actuator Arm
20	G10859	1	Spring Pin, 3/16" x 2 1/4"
21	G10253	3	Hex Socket Head Screw, No. 10-32 x 1/2"
	G10257	3	Lock Washer, No. 10
22	GD10543	-	Hex Shaft, 7/8" x 13"
23	GA9479	1	Wiring Harness, 228", R.H. Side, 12 Row 30"
	GA9480	-	Wiring Harness, 264", L.H. Side, 12 Row 30"; R.H. Side, 16 Row 30"
	GA9482	-	Wiring Harness, 300", L.H. Side, 16 Row 30"
24	GA10054	-	Ground Cable, Green
25	G10996	-	Fork Terminal
26	GD13524-01	1	Lock Wire, 10", Stainless Steel
27	G10546	1	Spring Pin, 3/16" x 1 1/4"
A	GA7110	-	Point Row Clutch Assembly, R.H. (R.H. Side Of Machine) (Items 1-21, 24, 26 And 27)
	GA7111	-	Point Row Clutch Assembly, L.H. (L.H. Side Of Machine) (Items 1-21, 24, 26 And 27)

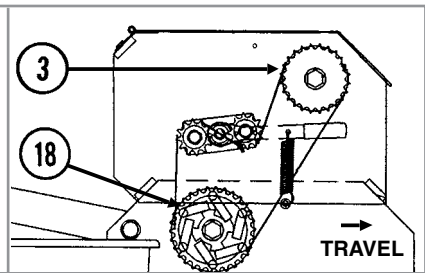
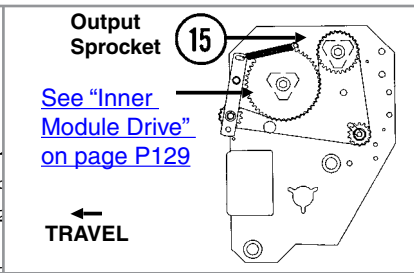
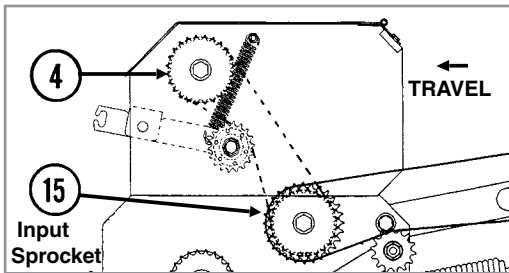
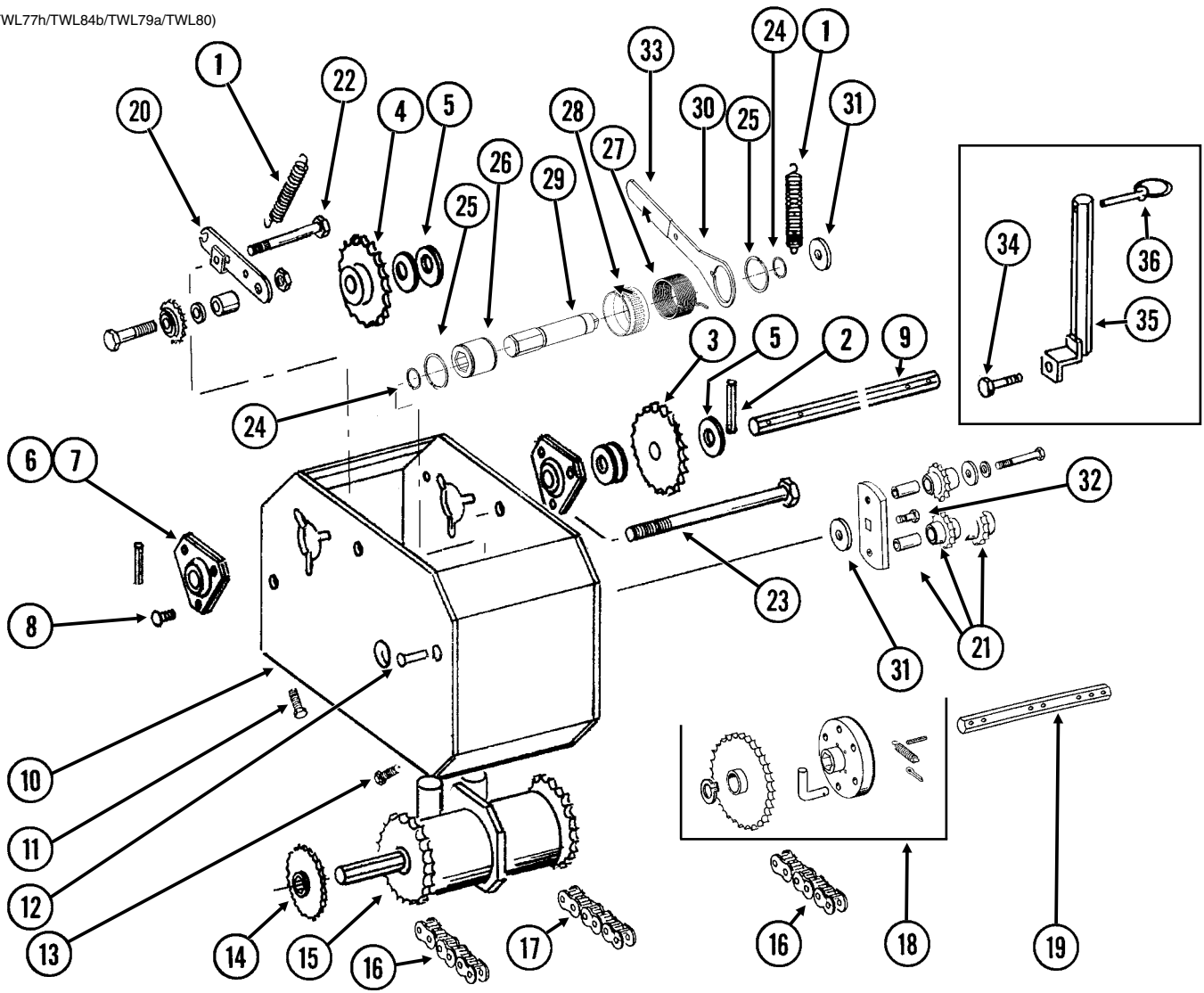
PRC023(FF47b/A7274/TWL71/TWL18/A10054)

**L.H. Two-Speed Point Row Clutch Shown
(Used On L.H. Side Of Planter)**



ITEM	PART NO.	QTY. (Per Assy.)	DESCRIPTION
1	GD10635	1	Threaded Rod, 1/4"-20 x 3 1/2"
	G10103	2	Hex Nut, 1/4"-20
	G10227	2	Lock Washer, 1/4"
	GD10282	2	Allen Nut, 1/4"-20
2	G10023	4	Hex Head Cap Screw, 1/4"-20 x 3/4"
	G10227	4	Lock Washer, 1/4"
	G10103	1	Hex Nut, 1/4"-20
3	GD10636	1	Threaded Rod, 3/8"-16 x 4 1/2"
	G10108	2	Lock Nut, 3/8"-16
	G10229	2	Lock Washer, 3/8"
	G10101	2	Hex Nut, 3/8"-16
4	GD10123	2	Spring
5	GA7463	1	Hub/Sleeve Assembly W/Seals, Sleeve, Pins And Screws
	GD10120	-	Seal (Included W/GA7463)
	GD10584	-	Sleeve (Included W/GA7463)
	G10873	-	Hex Socket Set Screw, 5/16"-18 x 3/4" (Included W/GA7463)
	G10872	-	Hex Socket Set Screw, 5/16"-18 x 1/4" (Included W/GA7463)
	G10804	-	Spring Pin, 5/32" x 7/8" (Included W/GA7463)
	G10765	-	Spring Pin, 1/4" x 1" (Included W/GA7463)
6	GD30902	2	Actuator Arm
7	GD10586	1	Bushing
8	GA8393	2	Solenoid Complete
	GR1306	-	Snap Ring (Included W/GA8393)
	GR1303	-	Spring (Included W/GA8393)
	GR1304	-	Boot (Included W/GA8393)
	GR1305	-	Plunger (Included W/GA8393)
9	GD10103	1	Mounting Plate
10	G10859	1	Spring Pin, 3/16" x 2 1/4"
11	G10876	3	Hex Socket Head Screw, No. 10-32 x 1/4"
12	GD9671	2	Spring, L.H. (Shown)
13	GD31541	2	Stop Collar
14	GD14513	2	Felt Washer
15	GA9572	1	Hub W/Seal
	GD10120	-	Seal (Included W/GA9572)
16	G10496	2	External Inverted Snap Ring, 1 1/2"
17	GD10579	1	Output Sprocket, 28 Tooth
18	GD11120	2	Rue Ring Cotter, 5/16"
19	G10374	3	Hex Socket Head Cap Screw, 1/4"-20 x 1"
	GD10588	3	Key
20	GD10068	1	Input Shaft, R.H. Threads (Shown)
	GD10069	-	Input Shaft, L.H. Threads
21	GD10578	1	Input Sprocket, 28 Tooth
	GD10638	1	Coupler W/R.H. Threads (Shown)
22	GD10587	-	Coupler W/L.H. Threads
	GA9571	1	Hub W/Seal
23	GD10120	-	Seal (Included W/GA9571)
	G10996	-	Fork Terminal
24	GD9530	-	Contact
25	GD9529	-	Housing, Black
26	GD12726	-	Housing, Red
27	GA7274	1	Jumper Wire W/Ring Terminals, 2 3/16"
28	GA9479	1	Wiring Harness, 228", R.H. Side, 12 Row 30"
	GA9480	-	Wiring Harness, 264", L.H. Side, 12 Row 30"
	GA9483	-	Wiring Harness, 252", R.H. Side, 16 Row 30"
	GA9482	-	Wiring Harness, 300", L.H. Side, 16 Row 30"
29	GD9672	-	Spring, R.H.

(TWL77h/TWL84b/TWL79a/TWL80)

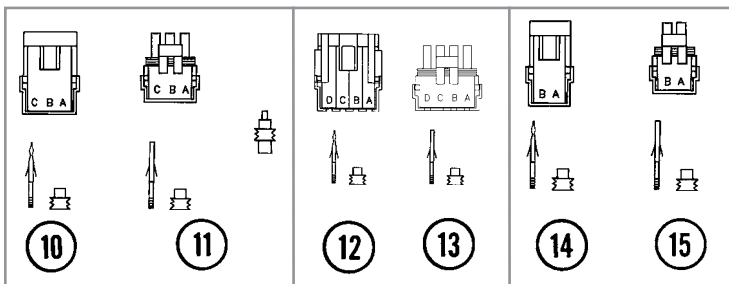
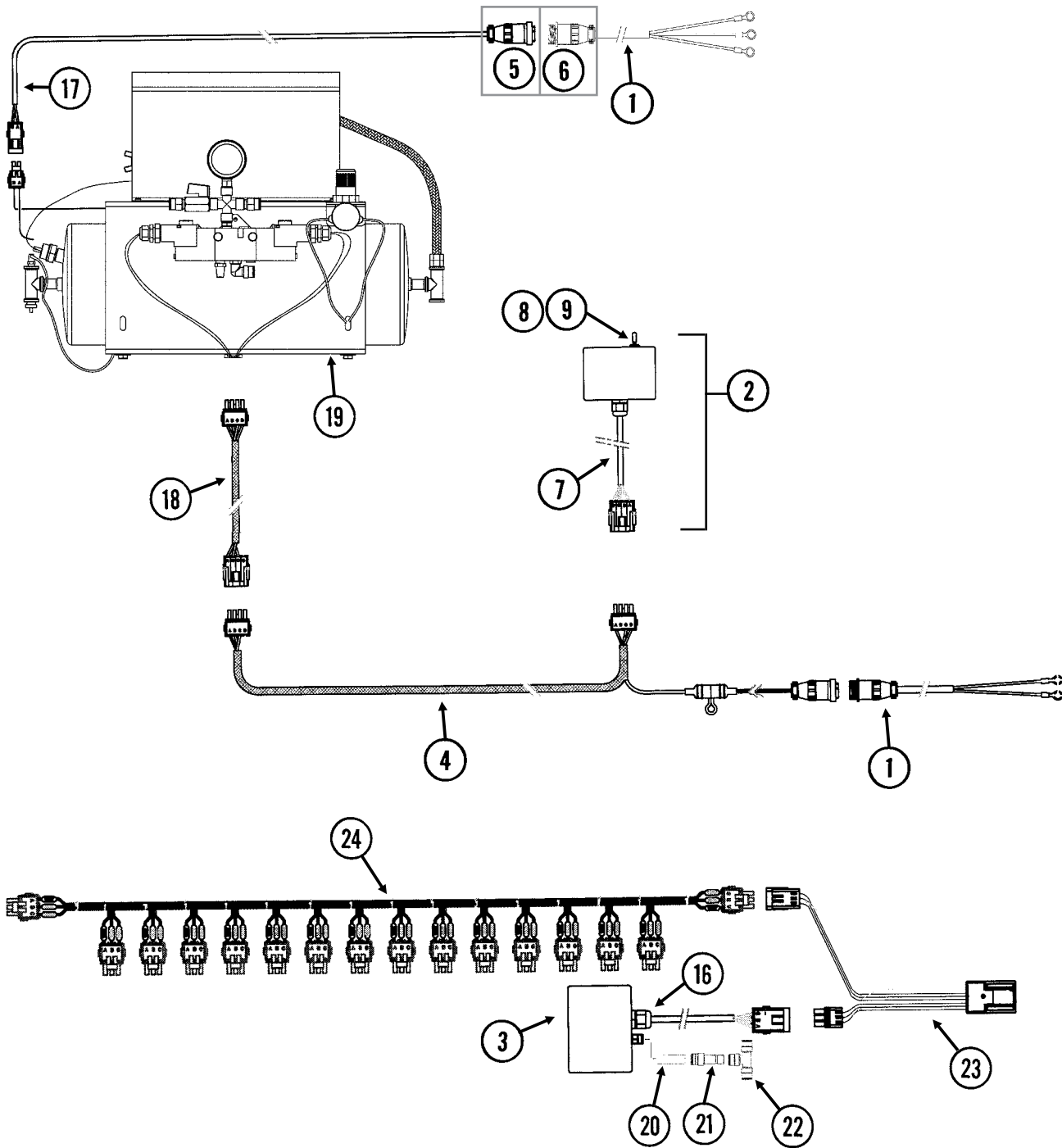


ITEM	PART NO.	QTY. (Per Assy.)	DESCRIPTION
1	GD5857	2	Spring
2	G10602	3	Spring Pin, ¼" x 1½"
3	GA5109	1	Sprocket, 24 Tooth
	GA5105	1	Sprocket, 15 Tooth
	GA5106	1	Sprocket, 17 Tooth
	GA5112	1	Sprocket, 27 Tooth
	GA5108	-	Sprocket, 23 Tooth (From Transmission)
	GA5110	-	Sprocket, 25 Tooth (From Transmission)
	GA5111	-	Sprocket, 26 Tooth (From Transmission)
	GA12191	-	Sprocket, 44 Tooth
4	GA5113	1	Sprocket, 28 Tooth
5	G10233	-	Machine Bushing, 1", 10 Gauge
6	G3400-01	-	Flangette
7	G2100-03	-	Bearing, ⅞" Hex Bore, Spherical
8	G10312	6	Carriage Bolt, ⅝"-18 x ¾"
	G10232	6	Lock Washer, ⅝"
	G10106	6	Hex Nut, ⅝"-18
9	GD10355	1	Shaft, ⅞" x 13¾"
10	GA7306	1	Extension Bracket
11	G10857	2	Hex Head Cap Screw, ¼"-20 x 1¼"
	G11385	2	Flat Washer, ¼" SAE
	G10227	2	Lock Washer, ¼"
	G10103	2	Hex Nut, ¼"-20
12	G10408	1	Clevis Pin, ⅝" x ¾"
	G10409	1	Retaining Ring, ⅝"
13	G10064	2	Hex Head Cap Screw, ¼"-20 x 1"
	G11385	2	Flat Washer, ¼" SAE
	G10227	2	Lock Washer, ¼"
	G10103	2	Hex Nut, ¼"-20
14	---	-	See "Contact Wheel and Drive Shaft(s)" on page P123
15	---	-	See "Two-Speed Point Row Clutch" on page P133
16	G3310-74	2	Chain, No. 40, 74 Pitch Including Connector Link
	GR0912	-	Connector Link, No. 40
17	G3310-100	1	Chain, No. 40, 100 Pitch Including Connector Link
	GR0912	-	Connector Link, No. 40
18	GA7320	1	Overrunning Sprocket Assembly, R.H.
	GA7321	-	Overrunning Sprocket Assembly, L.H.
	G10430	1	External Retaining Ring, 1¼" (Included W/GA7320 and GA7321)
	GD1255	6	L-Pin (Included W/GA7320 and GA7321)
	G10546	6	Spring Pin, ⅜" x 1¼" (Included W/GA7320 and GA7321)
	G10470	6	Cotter Pin, ⅝" x 1" (Included W/GA7320 and GA7321)
	GD10366	6	Spring (Included W/GA7320 and GA7321)
	GA7317	1	Block (Included W/GA7320 and GA7321)
	GA7319	1	Sprocket W/Bushing, 30 Tooth (Included W/GA7320 and GA7321)
19	GD10543	1	Hex Shaft, ⅞" x 13"

ITEM	PART NO.	QTY. (Per Assy.)	DESCRIPTION
20	GA9918	1	Idler W/Sprocket And Hardware
	GD10356	-	Bushing, 3/4" Long (Included W/GA9918)
	G10128	-	Machine Bushing, 1/2", 14 Gauge (Included W/GA9918)
	G10501	-	Hex Jam Nut, 1/2"-13, Grade 2 (Included W/GA9918)
	G10053	-	Hex Head Cap Screw, 1/2"-13 x 2 1/2" (Included W/GA9918)
	GA7154	-	Sprocket W/Bearing, 18 Tooth (Included W/GA9918)
21	GA7336	1	Idler W/Bolt-On Sprockets
	GD7426	-	Sprocket, 12 Tooth (Included W/GA7336)
	GD1026	-	Sleeve, 1 3/16" Long (Included W/GA7336)
	G11387	-	Flat Washer, 3/8" SAE (Included W/GA7336)
	G10229	-	Lock Washer, 3/8" (Included W/GA7336)
	G10047	-	Hex Head Cap Screw, 3/8"-16 x 1 3/4" (Included W/GA7336)
22	G10036	1	Hex Head Cap Screw, 5/8"-11 x 4"
	G10107	1	Lock Nut, 5/8"-11
	G10104	1	Hex Nut, 5/8"-11
23	G10595	1	Hex Head Cap Screw, 3/8"-16 x 10"
	G10108	1	Lock Nut, 3/8"-16
24	G10496	2	External Inverted Snap Ring, 1 1/2"
25	G11075	2	External Inverted Snap Ring, 7/8"
26	GD14432	1	Sleeve, 1 1/4"
27	GD14414	1	Torsion Spring, R.H. (Used In L.H. Wrap Spring Wrench) (Shown)
	GD14413	-	Torsion Spring, L.H. (Used In R.H. Wrap Spring Wrench)
28	GD19344	-	Release Collar, Gray, L.H. (Shown)
	GD19343	1	Release Collar, Blue, R.H.
29	GD14426	1	Tightener Shaft, 3 3/8"
30	GD14431	1	Handle
31	G10235	2	Machine Bushing, 7/8", 14 Gauge
32	G11100	1	Hex Socket Button Head Cap Screw, 1/4"-20 x 1/2", Grade 8
	G10227	1	Lock Washer, 1/4"
	G11385	1	Flat Washer, 1/4" SAE
33	G11078	1	Vinyl Cap
34	G10037	1	Hex Head Cap Screw, 1/2"-13 x 1 1/4"
	G11389	1	Flat Washer, 1/2" SAE
	G10228	1	Lock Washer, 1/2"
	G10102	1	Hex Nut, 1/2"-13
35	GA7313	1	Sprocket Storage Rod
36	GD2558	2	Lynch Pin, 1/4"
A	G1K381	-	Wrap Spring Wrench Replacement Kit, Gray Collar, L.H. (Items 24-33) (Shown)
	G1K380	1	Wrap Spring Wrench Replacement Kit, Blue Collar, R.H. (Items 24-33)

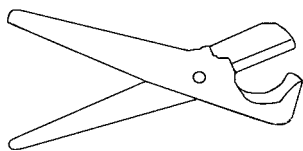
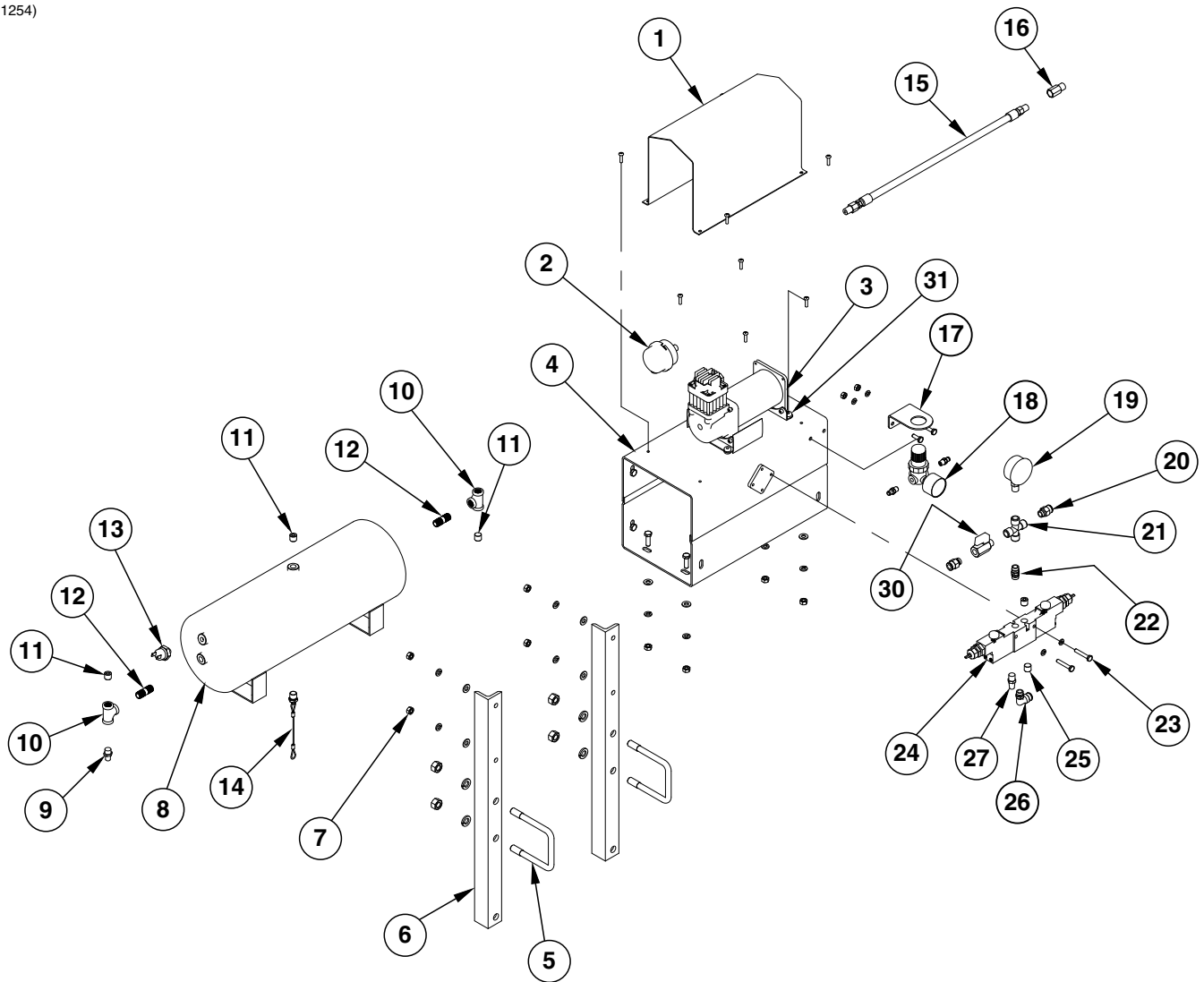
This page left blank intentionally.

(PNE30b/MTR27a/ELC27b/MTR45/MTR271/PNE30e)

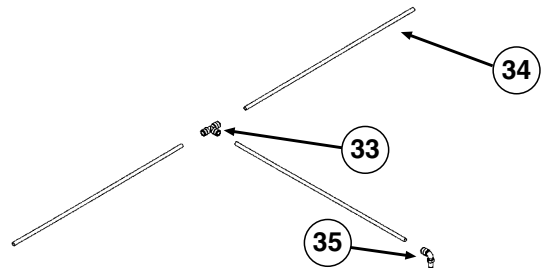


ITEM	PART NO.	QTY.	DESCRIPTION
1	GA17547	2	Power Adapter Cable
2	GA12813	1	Control Box Assembly
3	GA14846	1	High Pressure Sensor (0-120 PSI)
4	GA13944	1	Wiring Harness W/Fuse Holder And Fuse, 206"
	GD14258	-	Fuse Holder (Included W/GA13944)
	GD14660	-	Fuse, 2 Amp Delay Action (Included W/GA13944)
5	G1K268	-	Console Cable Connector Kit, Includes: (1) 3-Pin Connector, (1) Cable Clamp, (1) Lock Ring, (3) Female Terminal Pins
6	G1K267	-	Console Cable Connector Kit, Includes: (1) 3-Pin Connector, (1) Cable Clamp, (3) Male Terminal Pins
7	GA9964	1	Strain Relief
8	GR1363	1	Hex Face Nut, 1 ⁵ / ₃₂ "-32
	GR1364	1	Internal Tooth Lock Washer, 1 ⁵ / ₃₂ "
9	GA6978	1	Switch, 3 Position Toggle, Momentary On-Off-Momentary On
10	G1K248	-	3-Pin Female Connector Kit (Black), Includes: (3) 3-Pin Female Housings, (9) Pin Contacts, (9) Seals
11	G1K252	-	3-Pin Male Connector Kit (Black), Includes: (3) 3-Pin Male Housings, (9) Socket Contacts, (9) Seals
12	GA8328	-	4-Pin Female Connector Kit, Includes: (1) 4-Pin Female Housing, (4) Pin Contacts, (4) Seals
13	GA8329	-	4-Pin Male Connector Kit, Includes: (1) 4-Pin Male Housing, (4) Socket Contacts, (4) Seals
14	G1K321	-	2-Pin Female Connector Kit (Black), Includes: (3) 2-Pin Female Housings, (6) Pin Contacts, (6) Seals
15	G1K320	-	2-Pin Male Connector Kit (Black), Includes: (3) 2-Pin Male Housings, (6) Socket Contacts, (6) Seals
16	GA9964	2	Strain Relief
17	GA16392	1	Compressor Harness, 60'
	GD14258	-	Fuse Holder
	GD18275	-	Fuse, 20 Amp
18	GA12858	1	Wiring Harness, 60'
19	---		See "Air Compressor, Dual Solenoid Assembly, Tubing, and Fittings" on page P141
20	GD17151-06	1	Nylon Tubing, 1/4" O.D. x 1 1/2'
21	GD18796	1	Reducer, 3/8" To 1/4"
22	GD18010	1	Tee, 3/8" Tube Union
23	GA12812	1	Hall Effect Adapter
24	---		See "Planter Monitor Module (PMM)" on page P199

(IP1254)



32

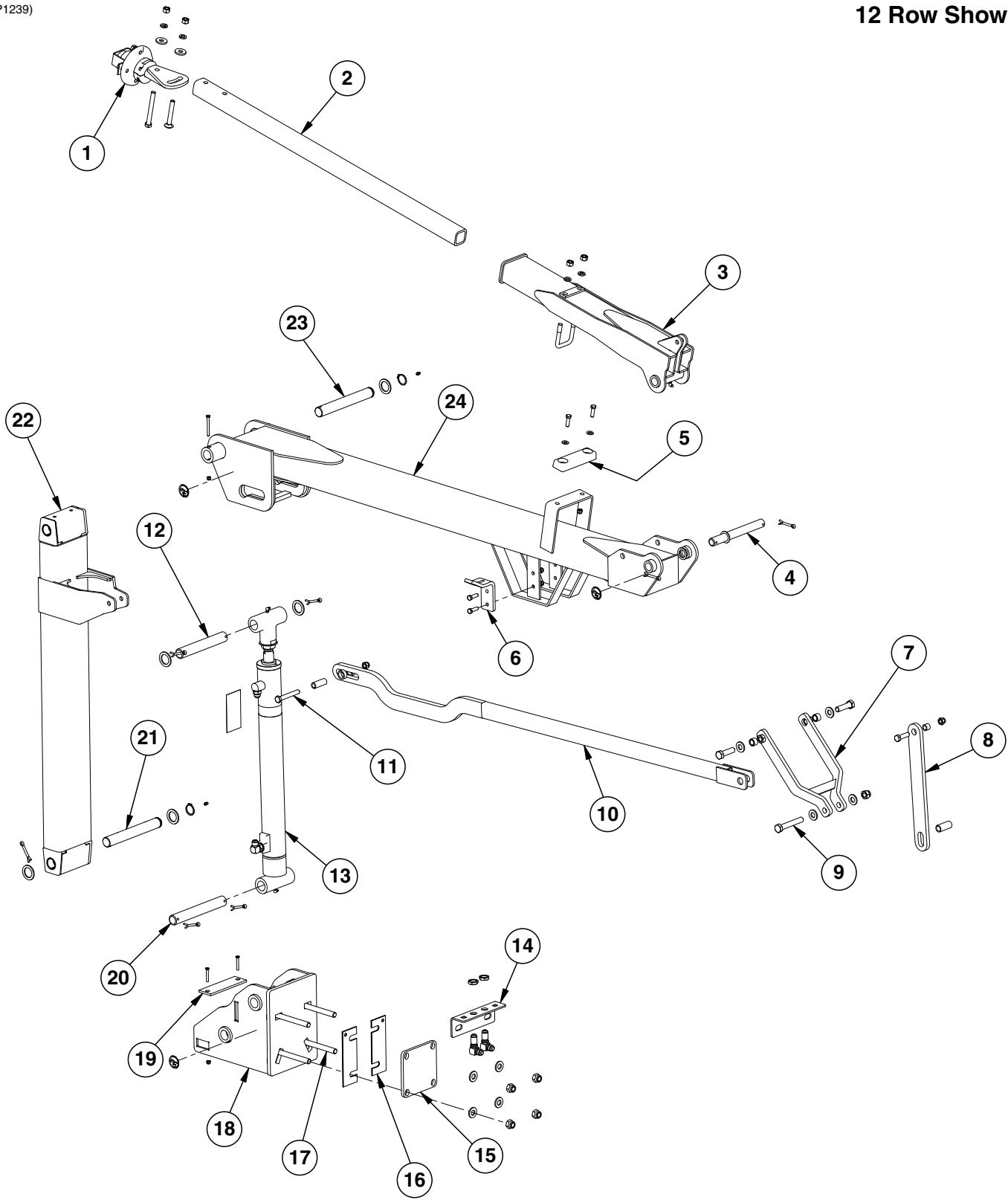


ITEM	PART NO.	QTY.	DESCRIPTION
1	GD18112	1	Cover
	G10992	8	Serrated Flange Nut, No. 10-24
	G11066	8	Phillips Pan Head Machine Screw, No. 10-24 x 3/4", Stainless Steel
2	GA14127	1	Filter Assembly
	GR1943	-	Filter (Included W/GA14127)
3	GA22273	1	Air Compressor W/Harness
	G10992	4	Serrated Flange Nut, No. 10-24
	G11066	4	Phillips Pan Head Machine Screw, No. 10-24 x 3/4", Stainless Steel

ITEM	PART NO.	QTY.	DESCRIPTION
4	GA12358	1	Compressor Mount
	G10019	4	Hex Head Cap Screw, 5/16"-18 x 1"
	G10106	4	Hex Nut, 5/16"-18
	G10232	4	Lock Washer, 5/16"
	G11386	4	Flat Washer, 5/16" SAE
5	GD4743	2	U-Bolt, 3" x 3" x 1/2"-13
	G10228	4	Lock Washer, 1/2"
	G10102	4	Hex Nut, 1/2"-13
6	GD18119	2	Compressor Mount
7	G10019	4	Hex Head Cap Screw, 5/16"-18 x 1"
	G11386	4	Flat Washer, 5/16" SAE
	G10106	4	Hex Nut, 5/16"-18
	G10232	4	Lock Washer, 5/16"
8	GA11988	1	Tank, 3 Gallon
9	GA13512	1	Valve Stem, 1/4" NPT
10	GD19237	2	Tee, 1/4" NPT
11	GD17156	3	Plug, 1/4" NPT
12	GD19238	2	Nipple, 1/4" NPT
13	GR1778	1	Pressure Switch
14	GA11991	1	Drain, 1/4" NPT
15	GR1951	1	Leader Hose without Check Valve
16	GR1921	1	Check Valve
17	GD18084	1	Regulator Bracket
	G10023	2	Hex Head Cap Screw, 1/4"-20 x 3/4"
	G10227	4	Lock Washer, 1/4"
	G10103	2	Hex Nut, 1/4"-20
18	GA12629	1	Mini Regulator W/Gauge
	GD19124	2	Connector, 1/4" x 1/8" NPT
19	GA12104	1	Pressure Gauge, 1/4" NPT
20	GD17141	2	Connector, 1/4" Male NPT
21	GD18078	1	Female Cross, 1/4" NPT
22	GD17154	1	Connector, 1/4" Male NPT
23	G10021	2	Hex Head Cap Screw, 1/4"-20 x 1 1/2"
24	GA22793	1	Dual Solenoid Air Valve
25	GD17156	2	Plug, 1/4" NPT
26	GD17143	1	Swivel Elbow, 1/4" NPT x 3/8"
27	GA11997	1	Breather, 1/4" NPT
28	---	-	---
29	---	-	---
30	GA11992	1	Shutoff Valve, 1/4" NPT
31	GR2233	4	Vibration Isolator Gromet, 4 Pack
32	GA13169	1	Tube Cutter W/Blade
	GR1843	-	Blade
33	GD18010	-	Tee, 3/8" Tube Union, Pull Row Unit (Pneumatic Down Pressure)
	GD18274	-	Tee, 3/8" x 1/8" NPT Extended, Push Row Unit (Pneumatic Down Pressure)
34	GD17150-03	-	Nylon Tubing, 3/8" O.D. x 64', 12 Row Pull Row Units (Pneumatic Down Pressure)
	GD17150-04	-	Nylon Tubing, 3/8" O.D. x 86', 16 Row Pull Row Units (Pneumatic Down Pressure)
	GD17150-08	-	Nylon Tubing, 3/8" O.D. x 60', 11 Row Push Row Units (Pneumatic Down Pressure)
	GD17150-09	-	Nylon Tubing, 3/8" O.D. x 82', 15 Row Push Row Units (Pneumatic Down Pressure)
	GD17150-12	-	Nylon Tubing, 3/8" O.D. x 5', Even-Row Push Row Unit (Pneumatic Down Pressure)
35	GD18011	-	Elbow, 3/8" x 1/8" NPT Extended, Pull Row Unit (Pneumatic Down Pressure)
A	GA12626	-	Air Compressor Assembly (Items 1-4, 8-14, and 25)
B	GA11995	-	Dual Solenoid Assembly (Items 19-22 and 24-30) (Only applicable with pneumatic down pressure option)

(IP1239)

12 Row Shown

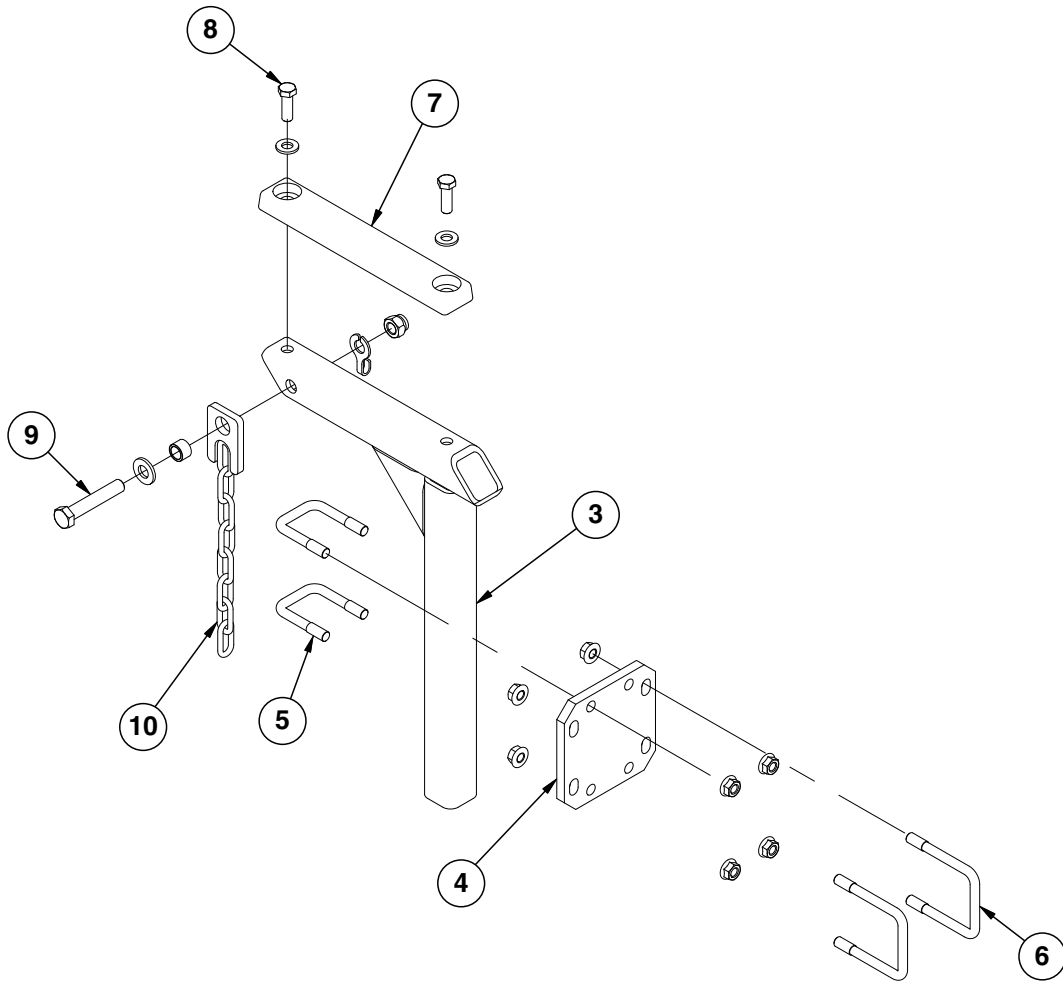


ITEM	PART NO.	QTY. (Per Assy.)	DESCRIPTION
1	GA13719	1	See "Row Marker Spindle/Hub/Blade" on page P147
	G10168	2	Machine Bushing, 1/2", 7 Gauge
	G10045	1	Hex Head Cap Screw, 1/2"-13 x 4 1/2"
	G10844	1	Carriage Bolt, 1/2"-13 x 3 1/2"
	G10228	2	Lock Washer, 1/2"
	G10102	2	Hex Nut, 1/2"-13
2	GD0453-07	1	Extension Tube, 45", 12 Row
	GD0453-03	-	Extension Tube, 50", 16 Row
	GD0453-04	-	Extension Tube, 60", 12 Row Even-Row
	GD0453-08	-	Extension Tube, 65", 16 Row Even-Row
3	GA13994	1	Arm, Third Stage, 12 Row
	GA13114	-	Arm, Third Stage, 16 Row
	G10643	-	Grease Fitting, 45°, 1/4"-28
	GD2721	1	U-Bolt, 2" x 2" x 1/2"-13
	G10228	2	Lock Washer, 1/2"
	G10102	2	Hex Nut, 1/2"-13
4	GD18889	1	Pin, 1" x 9 1/4"
	G10460	2	Cotter Pin, 1/4" x 2"
	G10345	2	Machine Bushing, 1", 14 Gauge
5	GA9145	1	Molded Stop, 6 1/4" Long
	G10004	2	Hex Head Cap Screw, 3/8"-16 x 1 1/4"
	G11387	2	Flat Washer, 3/8" SAE
	G10108	2	Lock Nut, 3/8"-16
6	GD18540	1	Lock-up Chain Bracket
	G10004	2	Hex Head Cap Screw, 3/8"-16 x 1 1/4"
	G10108	2	Lock Nut, 3/8"-16
7	GA13764	1	Linkage
	G11391	2	Flat Washer, 5/8" SAE
	G10006	2	Hex Head Cap Screw, 5/8"-11 x 2 1/4"
	GB0218	2	Bushing, 2 1/32" I.D. x 7/8" O.D. x 1 9/32" Long
	G10107	2	Lock Nut, 5/8"-11
8	GD25189	1	Marker Link
	GD3180-34	1	Sleeve, 7/8" O.D. x 5/8" I.D. x 2"
	GD10538-07	1	Sleeve, 3/4" O.D. x 1/2" I.D. x .35"
	G10039	1	Hex Head Cap Screw, 1/2"-13 x 1 3/4"
	G10111	1	Lock Nut, 1/2"-13
9	G10036	1	Hex Head Cap Screw, 5/8"-11 x 4"
	G11391	2	Flat Washer, 5/8" SAE
	G10107	1	Lock Nut, 5/8"-11
10	GA17399	1	Marker Link, 66 3/4", 12 Row
	GA17400	-	Marker Link, 113 1/4", 16 Row
11	G10033	1	Hex Head Cap Screw, 1/2"-13 x 3 1/2"
	GD19661-01	1	Sleeve, 3/4" O.D. x 5 1/100 I.D. x 2"
	GD16418-02	2	Sleeve, 1 1/8" O.D. x 1 3/16" I.D. x 1 1/25"
	G10111	1	Lock Nut, 1/2"-13
12	GD18815	1	Pin, 1 1/4" x 8.38"
	G10159	2	Washer, 1 7/8"
	G10460	2	Cotter Pin, 1/4" x 2"
13	GA21030	1	See "Row Marker Cylinder" on page P149
	G6801-08	1	Elbow W/O-Ring, 90°, 3/4"-16 Male JIC To O-Ring
	GR1037	-	O-Ring
	G6400-08-04	1	Connector W/O-Ring, 3/4"-16 Male JIC To 7/16"-20 O-Ring
	GR1465	-	O-Ring

ITEM	PART NO.	QTY. (Per Assy.)	DESCRIPTION
14	GD26024	1	Bulkhead Mount
	G306-08	2	Lock Nut, 3/4"-16
	G2701-08	2	Bulkhead Elbow, 90°, 3/4"-16 Male JIC
	G10107	4	Lock Nut, 5/8"-11
15	GD13360	1	Plate, 6" x 6", 12 Row
	GD13359	-	Plate, 7" x 7", 16 Row
16	GD10792	4	Shim, 2 1/2" x 7 1/4", 16 Gauge, 12 Row Only
17	G10011	4	Hex Head Cap Screw, 5/8"-11 x 5 1/2"
	G11391	4	Flat Washer, 5/8" SAE
18	GA14361	1	Marker Mount
19	GD19491	1	Marker Mount Wear Pad
	G11319	2	Slotted Flat Head Machine Screw, 1/4"-20 x 1 3/4"
	G11320	2	Lock Nut, 1/4"-20, Grade B
20	GD18814	1	Pin, 1 1/4" x 9 1/4"
	G10460	2	Cotter Pin, 1/4" x 2"
21	GD21143	1	Marker Pin, 1 1/4" x 9 1/2"
	G11400	1	Retaining Ring, 1 1/4"
	G10640	1	Grease Fitting, 1/4"-28
22	GA13487	1	Arm, First Stage
	G10403	1	Hex Head Cap Screw, 1/4"-20 x 2 1/2"
	G11320	1	Lock Nut, 1/4"-20, Grade B
23	GD21142	1	Marker Pin, 1 1/4" x 11 53/64"
	G11400	1	Retaining Ring, 1 1/4"
	G10640	1	Grease Fitting, 1/4"-28
	G11320	1	Lock Nut, 1/4"-20, Grade B
	G10403	1	Hex Head Cap Screw, 1/4"-20 x 2 1/2"
24	GA17401	1	Arm W/Grease Fitting, Second Stage, 12 Row
	GA17402	-	Arm W/Grease Fitting, Second Stage, 16 Row

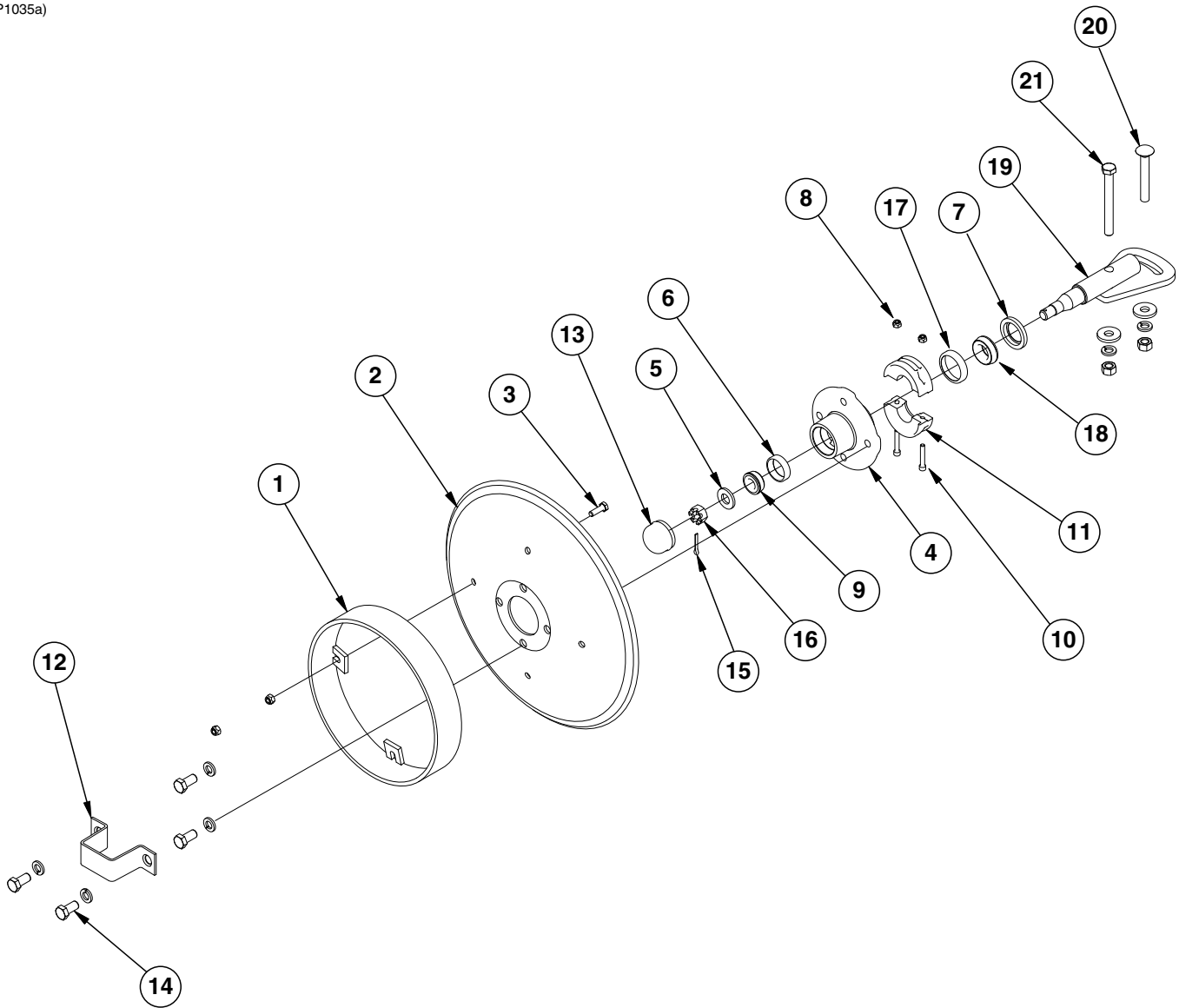
(IP1260)

L.H. Shown

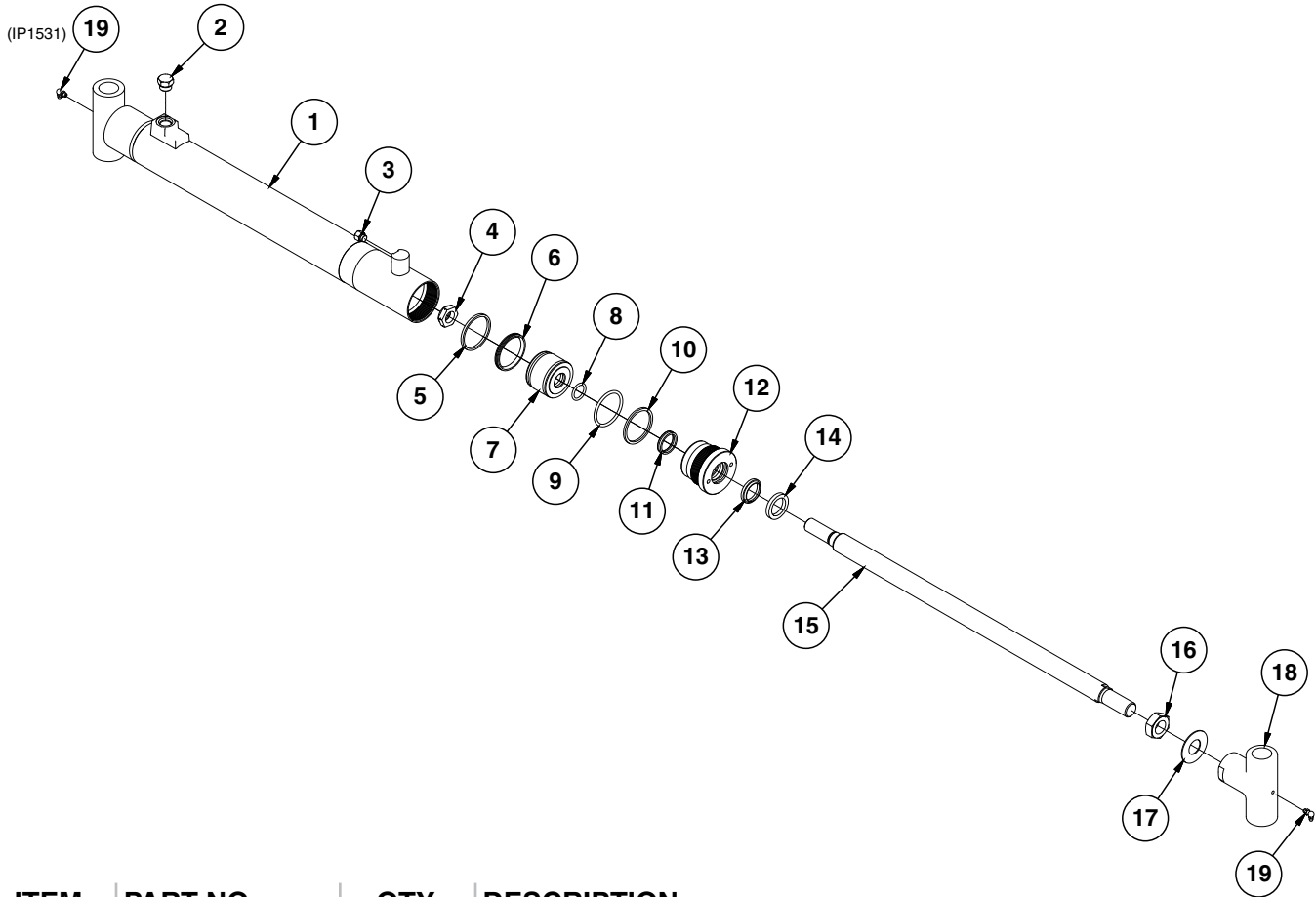


ITEM	PART NO.	QTY. (Per Assy.)	DESCRIPTION
1	---	-	---
2	---	-	---
3	GA14402	1	Marker Stand
4	GD9981	1	Marker Stand Bar
5	GD2721	2	U-Bolt, 2" x 2" x 1/2"-13
	G10071	4	Serrated Flange Nut, 1/2"-13
6	GD4743	2	U-Bolt, 3" x 3" x 1/2"-13
	G10071	4	Serrated Flange Nut, 1/2"-13
7	GA9088	1	Molded Stop, 12 1/4" Long
8	G10017	2	Hex Head Cap Screw, 1/2"-13 x 1 1/2"
	G11389	2	Flat Washer, 1/2" SAE
	G10111	2	Lock Nut, 1/2"-13
9	G10743	1	Hex Head Cap Screw, 5/8"-11 x 3 3/4"
	G11391	1	Flat Washer, 5/8" SAE
	GB0218	1	Bushing, 2 1/32" I.D. x 7/8" O.D. x 1 9/32" Long
	GD10088	1	Special Washer
	G10107	1	Lock Nut, 5/8"-11
10	GA13340	1	Chain Lockup

(IP1035a)



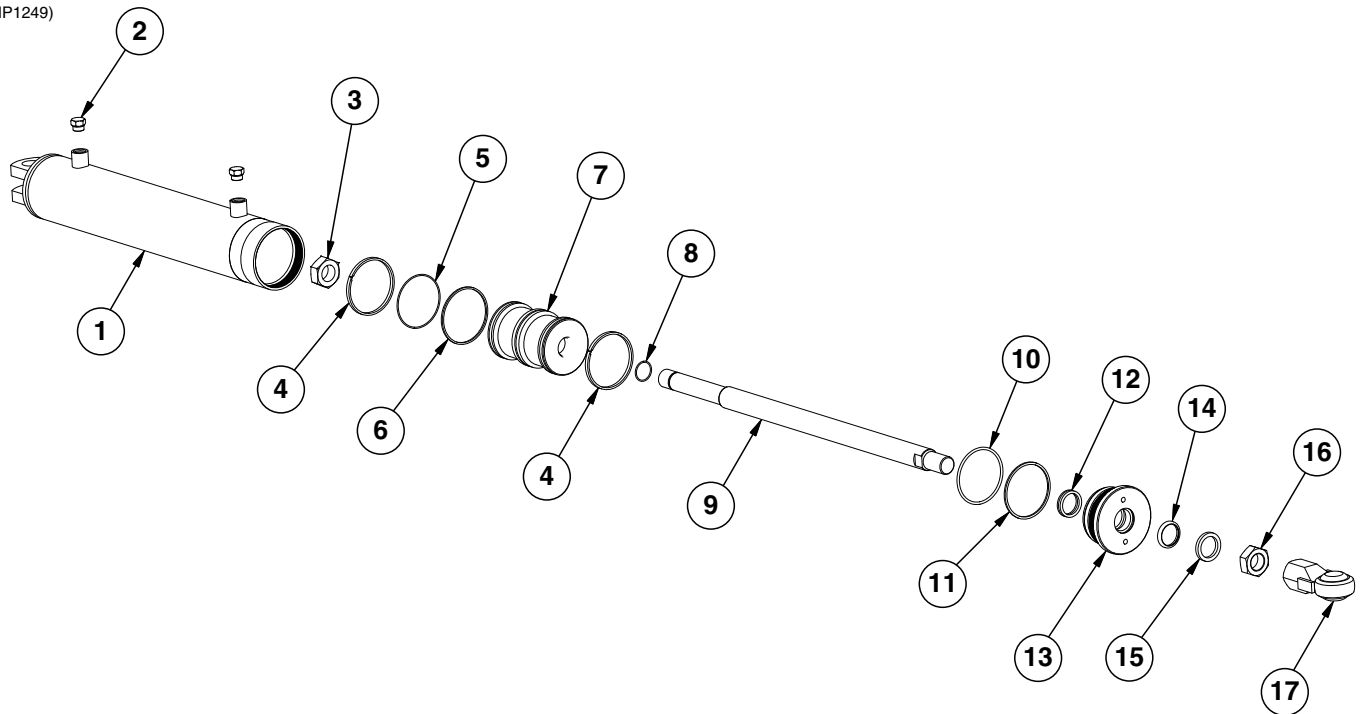
ITEM	PART NO.	QTY. (Per Assy.)	DESCRIPTION
1	GA5853	1	Depth Band
2	GD0746	1	Disc Blade, Solid, 16" (Shown)
	GD10283	-	Disc Blade, Notched, 16" (Optional)
3	G10019	4	Hex Head Cap Screw, 5/16"-18 x 1"
	G10109	4	Lock Nut, 5/16"-18, Grade 8
4	GA0167	1	Hub W/Cups, 4 Bolt (Includes Items 6 and 17)
5	G11391	1	Flat Washer, 5/8" SAE
6	GR0151	1	Outer Cup
7	GD21540	1	Grease Seal
8	G10110	2	Lock Nut, 1/4"-20, Grade B
9	GA0257	1	Bearing
10	G11418	2	Hex Socket Head Cap Screw, 1/4"-20 x 1 1/2"
11	GB0554	2	Hub Shield
12	GD2597	1	Retainer
13	GD0840	1	Dust Cap
14	G10722	4	Hex Head Cap Screw, 1/2"-20 x 1"
	G10228	4	Lock Washer, 1/2"
15	G10544	1	Cotter Pin, 5/32" x 1"
16	G10725	1	Slotted Hex Nut, 5/8"-18
17	GR0150	1	Inner Cup
18	GA0245	1	Bearing
19	GA15151	1	Spindle
20	G10844	1	Carriage Bolt, 1/2"-13 x 3 1/2"
	G10168	1	Machine Bushing, 1/2", 7 Gauge
	G10228	1	Lock Washer, 1/2"
	G10102	1	Hex Nut, 1/2"-13
21	G10045	1	Hex Head Cap Screw, 1/2"-13 x 4 1/2"
	G10168	2	Machine Bushing, 1/2", 7 Gauge
	G10228	2	Lock Washer, 1/2"
	G10102	2	Hex Nut, 1/2"-13
A	GA13719	-	Hub And Spindle Assembly, (Items 4-7, 9, and 12-19)



ITEM	PART NO.	QTY.	DESCRIPTION
1	A14631	1	Barrel (Non-Stock Item)
2	G6408-08 GR1037	1	Plug W/O-Ring, 3/4"-16 O-Ring O-Ring
3	G6408-04 GR1465	1	Plug W/O-Ring, 7/16"-20 O-Ring O-Ring
4	GD27234	1	Nylon Lock Nut, 7/8"-14, Grade 8
5	*D12012	1	Piston Ring
6	*D12275	1	T-Seal
7	GD30264	1	Piston
8	*D30262	1	O-Ring, No. 213
9	*D12212	1	O-Ring, No. 330
10	*D12213	1	Back-Up Ring
11	*D12251	1	U-Cup
12	GD10207	1	Gland
13	*D12210	1	Wiper
14	GD12102	1	Ring, 1 1/4"
15	GD30263	1	Rod
16	G10324	1	Hex Jam Nut, 1"-14, Grade 2
17	GD23002	1	Locking Device
18	GD14308	1	Threaded Sleeve End
19	G10779	2	Grease Fitting, 90°, 1/4"-28
A	GA21030	--	Cylinder Complete, 2 1/2" x 20" (Part Number Stamped On Barrel)
B	GR1925	1	Seal Kit, Includes: (2) O-Rings, (1) Back-Up Ring, (1) U-Cup, (1) Wiper, (1) Piston Ring, (1) T-Seal

* Item is part of seal kit, item can not be purchased individually.

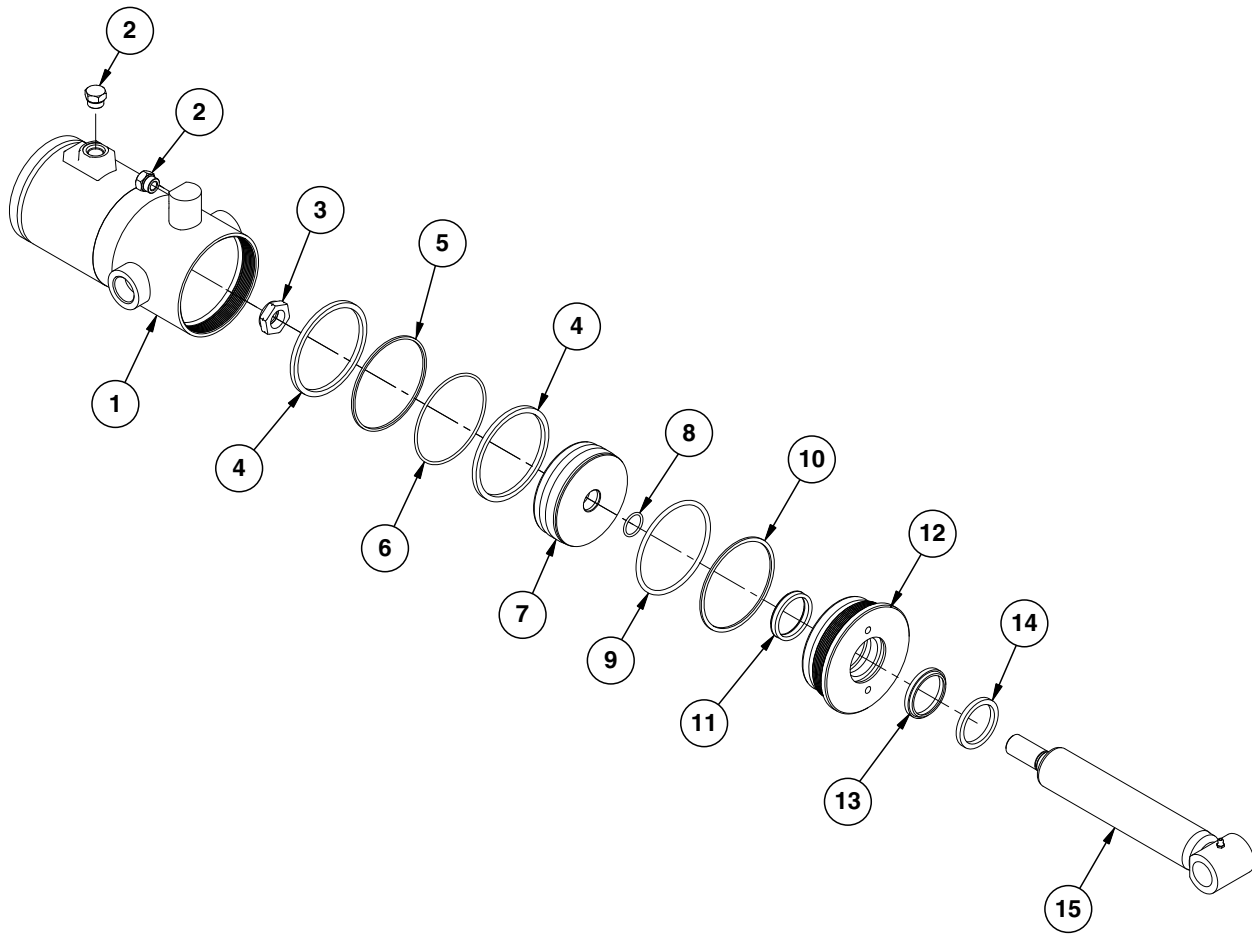
(IP1249)



ITEM	PART NO.	QTY.	DESCRIPTION
1	A7220	1	Barrel (Non-Stock Item)
2	G6408-08 GR1037	2 -	Plug W/O-Ring, 3/4"-16 O-Ring O-Ring
3	G10972	1	Lock Nut, 1 1/4"-12
4	*D12040	2	Cast Iron Ring
5	*D12072	1	Piston Seal
6	*D12224	1	Expander
7	GD11992	1	Piston
8	*D12223	1	O-Ring
9	GD11991	1	Rod
10	*D12221	1	O-Ring
11	*D12222	1	Backup Ring
12	*D12252	1	U-Cup
13	GD11988	1	Gland
14	*D12206	1	Wiper
15	GD12103	1	Ring
16	G10509	1	Hex Jam Nut, 1 1/4"-12, Grade 2
17	GA7221	1	Threaded Ball Joint End
A	GA8904	-	Cylinder Complete, 4" x 16" (Part Number Stamped On Barrel)
B	GR1524	-	Seal Kit, Includes: (2) O-Rings, (1) U-Cup, (1) Wiper, (1) Seal, (2) Cast Iron Rings, (1) Backup Ring, (1) Expander

* Item is part of seal kit, item can not be purchased individually.

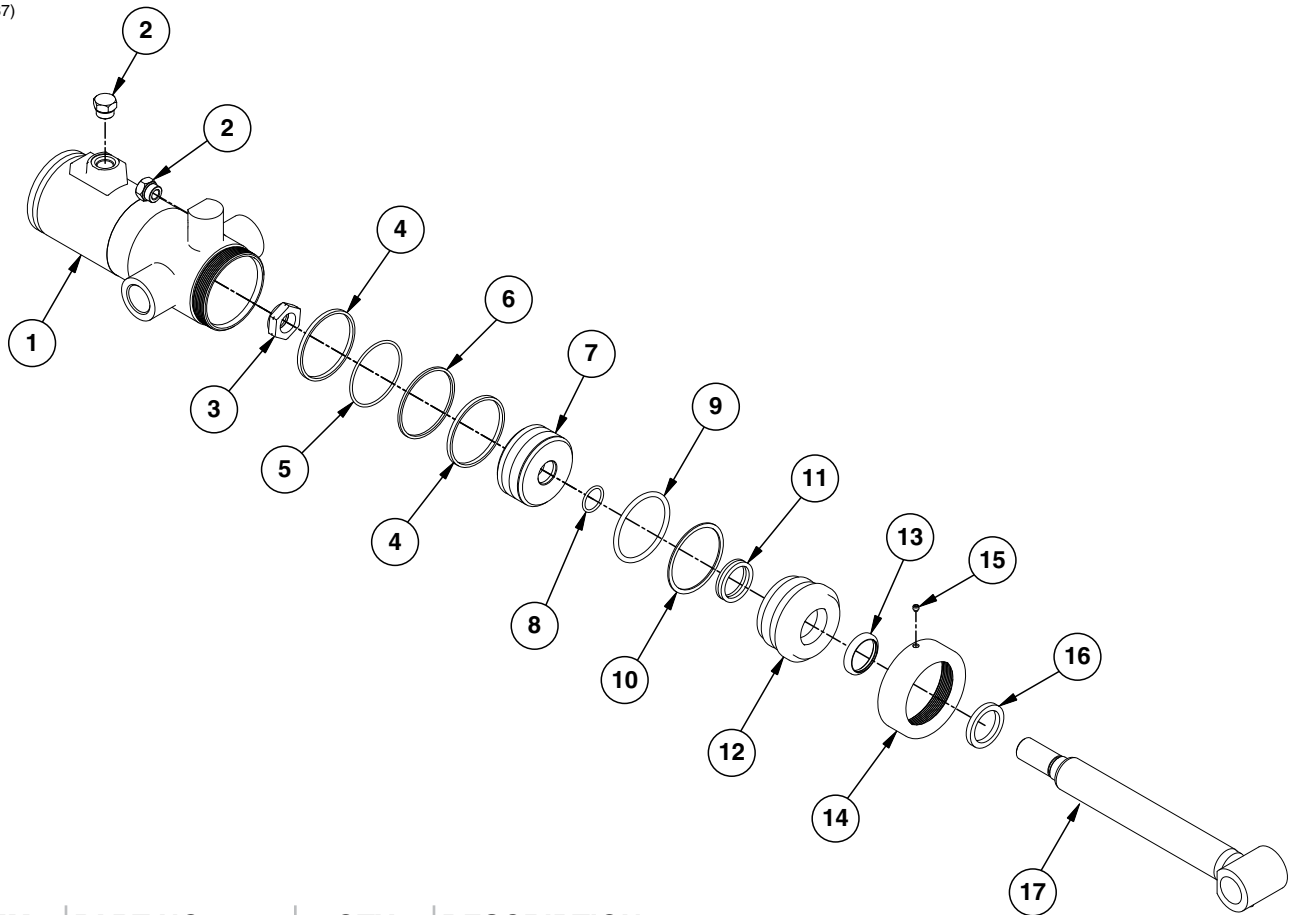
(IP1538)



ITEM	PART NO.	QTY	DESCRIPTION
1	A14278	1	Barrel (Non-Stock Item)
2	G6408-08 GR1037	2 -	Plug W/O-Ring, 3/4"-16 O-Ring O-Ring
3	GD27235	1	Nylon Lock Nut, 1"-14, Grade 8
4	*D12092	2	Cast Iron Piston Ring
5	*D12093	1	Piston Seal
6	*D12248	1	Energizer Seal
7	GD29651	1	Piston
8	*D29649	1	O-Ring, No. 215
9	*D12246	1	O-Ring, No. 348
10	*D12247	1	Back-up Ring
11	*D12255	1	U-Cup
12	GD12572	1	Gland
13	*D12240	1	Wiper, 2"
14	GD12106	1	Ring
15	GA20773 GA21590	1 -	Rod, Style A (Part Number Stamped On Barrel - A20772) Rod, Style B (Part Number Stamped On Barrel - A21589)
A	GA20772 GA21589	-- --	Cylinder Complete, 4 3/4" x 6" (Part Number Stamped On Barrel), Style A Cylinder Complete, 4 3/4" x 6.19" (Part Number Stamped On Barrel), Style B
B	GR2224	1	Seal Kit, Includes: (1)Wiper, (2) O-Rings, (1) Back-up Ring, (1) U-Cup, (1) Seal, (2) Cast Iron Rings, (1)Energizer Seal

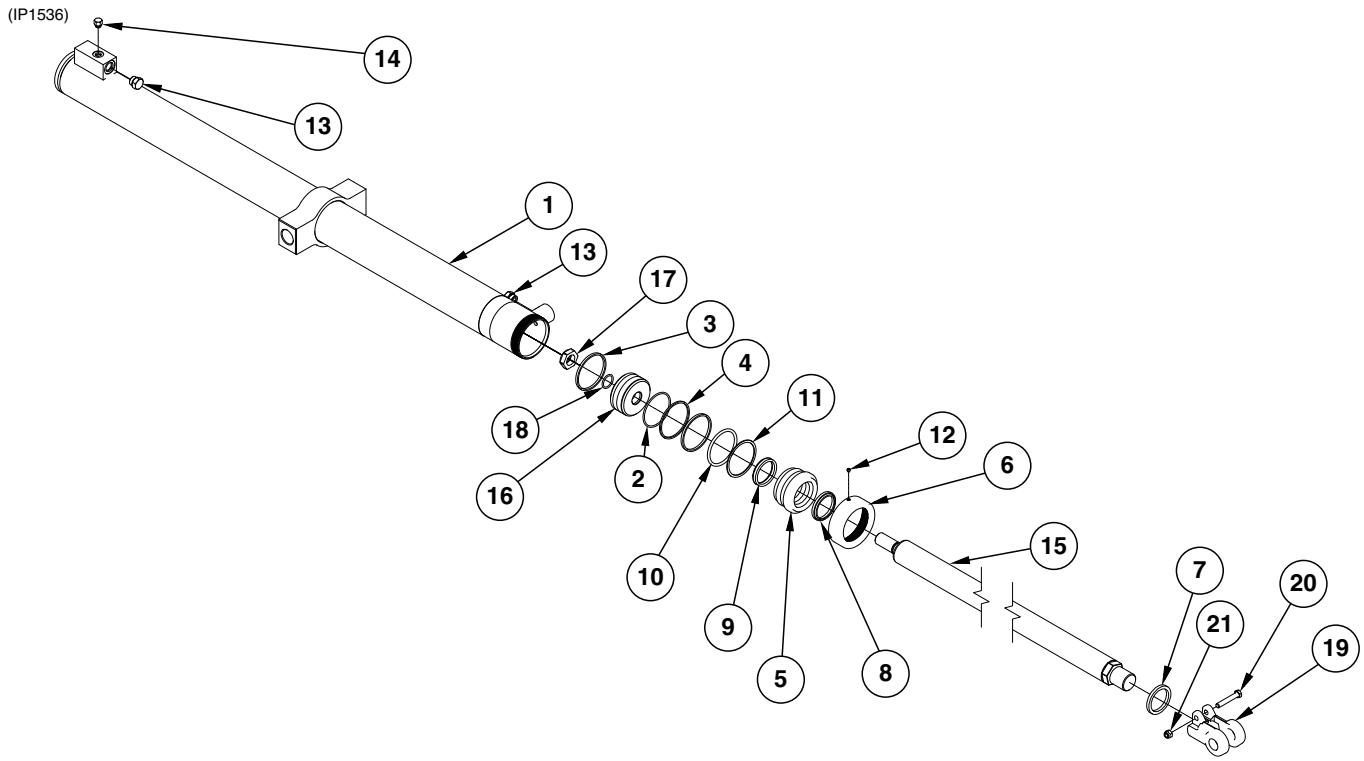
* Item is part of seal kit, item can not be purchased individually.

(IP1537)



ITEM	PART NO.	QTY	DESCRIPTION
1	GA9467	1	Barrel (Non-Stock Item)
2	G6408-08 GR1037	2 -	Plug W/O-Ring, 3/4"-16 O-Ring O-Ring
3	GD27235	1	Nylon Lock Nut, 1"-14, Grade 8
4	*D12110	2	Cast Iron Piston Ring
5	*D12108	1	Piston Seal
6	*D12257	1	Energizer Seal
7	GD30697	1	Piston
8	*D29649	1	O-Ring, No. 215
9	*D12227	1	O-Ring, No. 336
10	*D12228	1	Back-Up Ring
11	*D12252	1	U-Cup
12	GD13302	1	Gland
13	*D12206	1	Wiper, 1 1/2"
14	GD13303 G10907	1 1	Cap Set Screw, 1/4"-20 x 1/4"
15	G10907	1	Set Screw, 1/4"-20 x 1/4"
16	GD12103	1	Ring
17	GA21592	1	Rod
A	GA21591	--	Cylinder Complete, 3 1/4" x 6.19" (<i>Part Number Stamped On Barrel</i>)
B	GR1573	--	Seal Kit, Includes: (1)Wiper, (2) O-Rings, (1) Back-up Ring, (1) U-Cup, (1) Seal, (2) Cast Iron Rings, (1)Energizer Seal

* Item is part of seal kit, item can not be purchased individually.

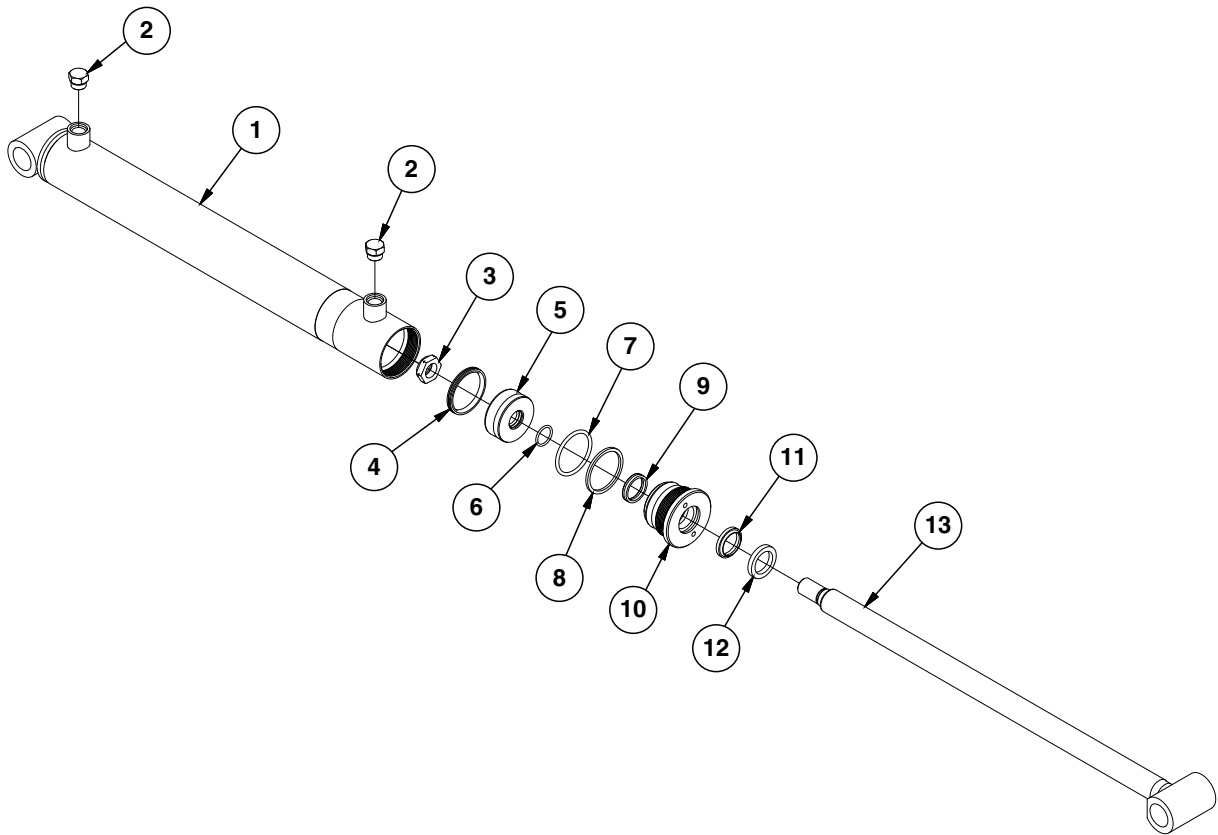


ITEM	PART NO.	QTY.	DESCRIPTION
1	A14275	1	Barrel (Non-Stock Item)
2	*D12108	1	Piston Seal
3	*D12110	2	Cast Iron Ring
4	*D12257	1	Expander
5	GD30881	1	Gland, 12 Row
	GD13307	1	Gland, 16 Row
6	GD13303	1	Cap
7	GD12105	1	Ring, 12 Row
	GD12106	1	Ring, 16 Row
8	*D12218	1	Wiper, 12 Row
	*D12240	1	Wiper, 16 Row
9	*D12254	1	U-Cup, 12 Row
	*D12255	1	U-Cup, 16 Row
10	*D12227	1	O-Ring
11	*D12228	1	Backup Ring
12	G10907	1	Set Screw, 1/4"-20 x 1/4"
13	G6408-08	2	Plug W/O-Ring, 3/4"-16 O-Ring
	GR1037	-	O-Ring
14	G6408-04	1	Plug W/O-Ring, 7/16"-20 O-Ring
	GR1465		O-Ring
15	GD30880	1	Rod, 12 Row
	GD30696	1	Rod, 16 Row
16	GD30697	1	Piston
17	GD27235	1	Nylon Lock Nut, 1"-14, Grade 8
18	*D29649	1	O-Ring, No. 215
19	GD30860	1	Clevis Rod
20	G10939	1	Hex Head Cap Screw, 3/8"-16 x 2 1/4"
21	G10108	1	Lock Nut, 3/8"-16
A	GA21813	---	Cylinder Complete, 3 1/4" x 48" (Part Number Stamped On Barrel), 12 Row
	GA21771	---	Cylinder Complete, 3 1/4" x 48" (Part Number Stamped On Barrel), 16 Row
B	GR2234	---	Seal Kit (12 Row), Includes: (1) Wiper, (1) Loaded U-Cup, (6) O-Rings, (3) BU Rings, (1) Piston Seal, (1) Energizer Seal, (1) Piston Ring
	GR2230	---	Seal Kit (16 Row), Includes: (1) Wiper, (1) Loaded U-Cup, (6) O-Rings, (4) BU Rings, (1) Piston Seal, (1) Energizer Seal, (1) Piston Ring

* Item is part of seal kit, item can not be purchased individually.

This page left blank intentionally.

(IP1533)

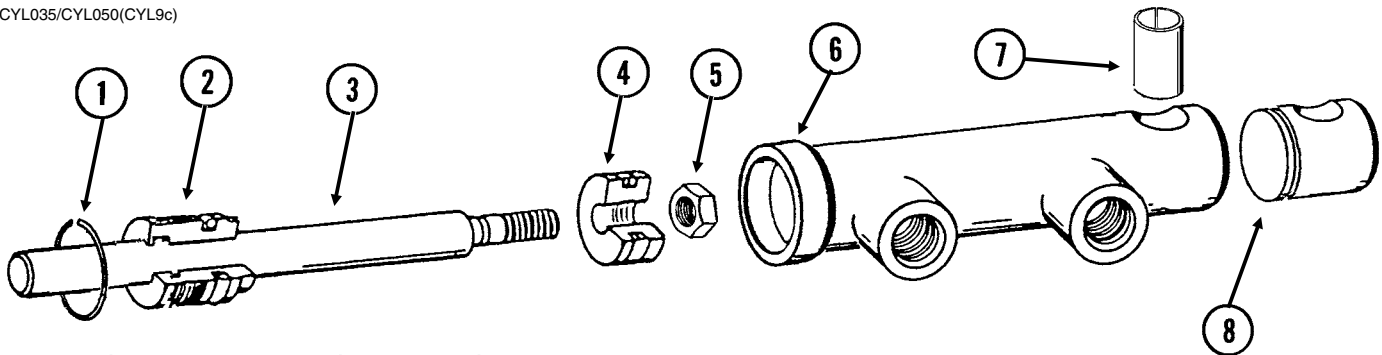


ITEM	PART NO.	QTY.	DESCRIPTION
1	A8822	1	Barrel (Non-Stock Item)
2	G6408-08 GR1037	2 -	Plug W/O-Ring, 3/4"-16 O-Ring O-Ring
3	GD27234	1	Nylon Lock Nut, 7/8"-14, Grade 8
4	*D12275	1	T-Seal
5	GD30401	1	Piston
6	*D30399	1	O-Ring, No. 119
7	*D12212	1	O-Ring, No. 330
8	*D12213	1	Back--Up Ring
9	*D12251	1	U-Cup
10	GD11985	1	Gland
11	*D12210	1	Wiper
12	GD12102	1	Ring
13	GA21114	1	Rod

A	GA21115	--	Cylinder Complete, 2 1/2" x 20 1/16" (Part Number Stamped On Barrel)
B	GR1522	--	Seal Kit, Includes: (1) T-Seal, (2) O-Rings, (1) Backup Ring, (1) U-Cup, (1) Wiper

* Item is part of seal kit, item can not be purchased individually.

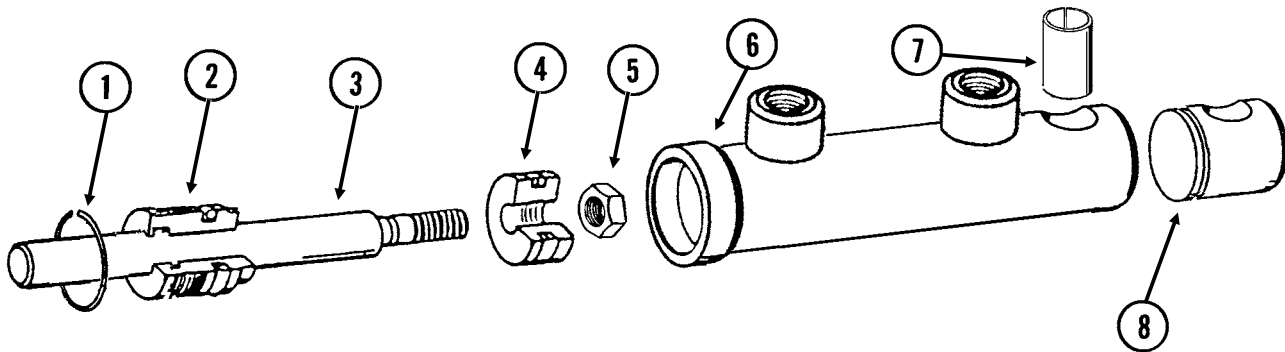
CYL035/CYL050(CYL9c)



ITEM	PART NO.	QTY.	DESCRIPTION
1	G10770	1	Internal Retaining Ring, 1 1/16"
2	GD13170	1	Gland
3	GD13425	1	Rod
4	GD13172	1	Piston
5	GD27232	1	Nylon Lock Nut, 1/2"-20, Grade 8
6	D13426	1	Barrel (Non-Stock Item)
7	GD13400	1	Tension Bushing, 1" x 2" Long
8	GD13173	1	End Cap
A	GA9559	-	Cylinder Complete, 1 1/2" x 2 1/2" <i>(Part Number Stamped On Barrel)</i>
B	GR1598	-	Seal Kit, Includes: (3) O-Rings, (2) BU Rings, (1) Wiper, (1) T-Seal, (1) Bronze Bushing, (1) Seal, (1) U-Cup

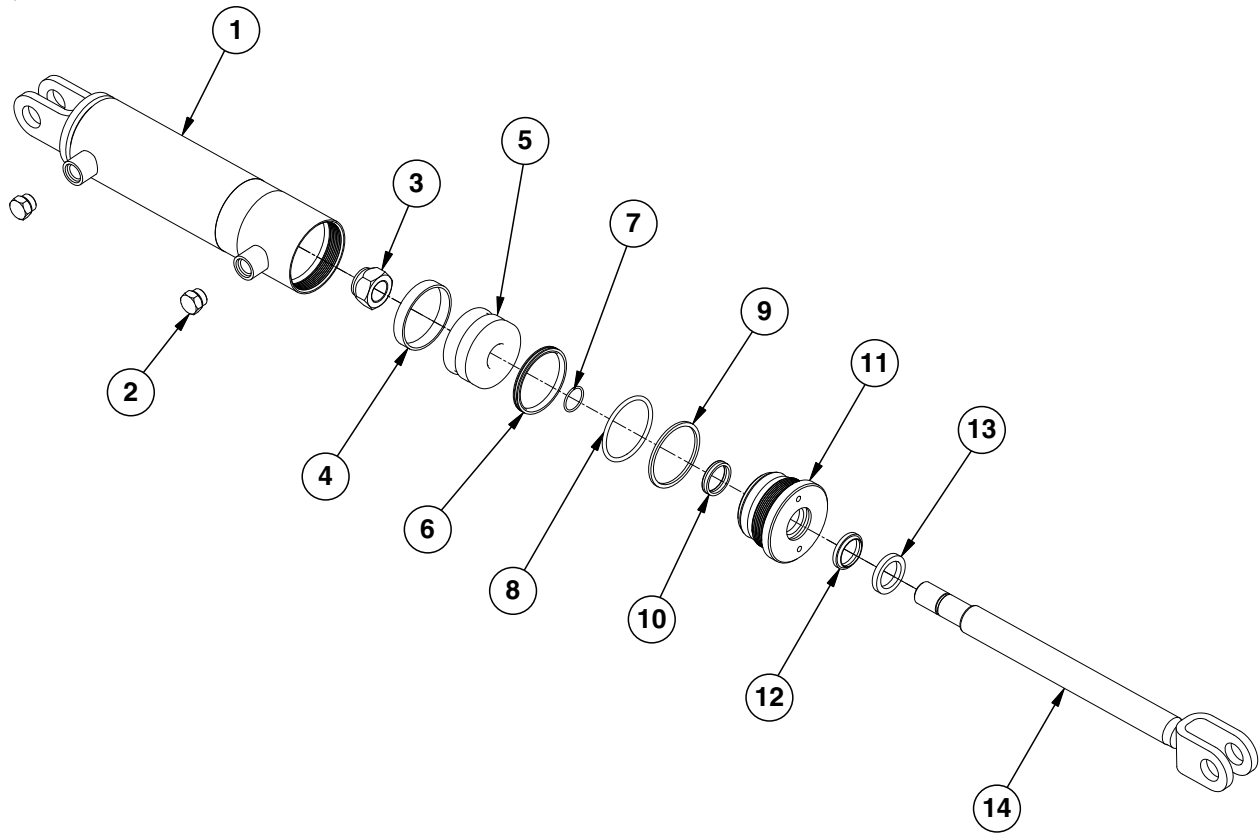
Tongue Lock Cylinder

CYL035(CYL9d)



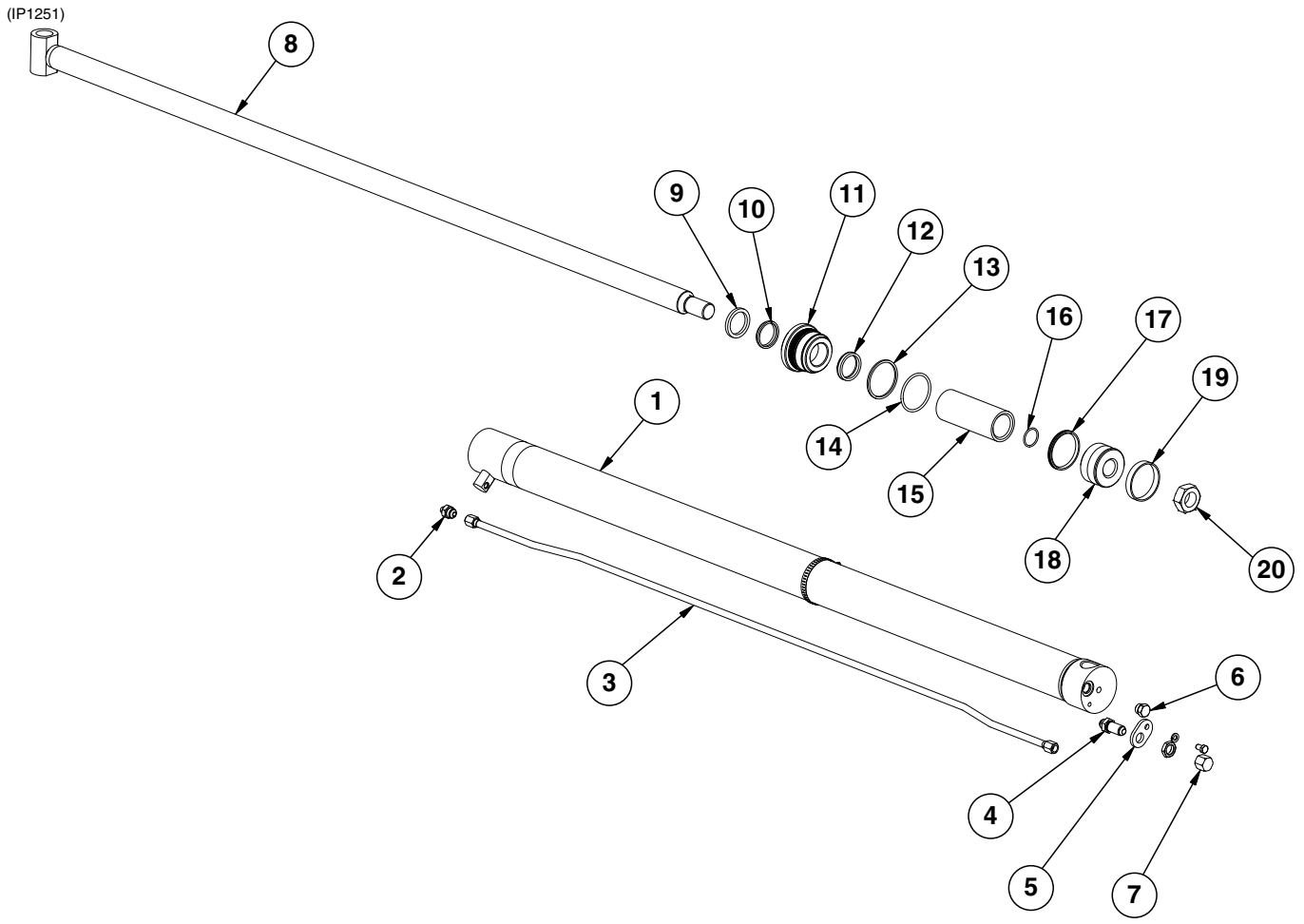
ITEM	PART NO.	QTY.	DESCRIPTION
1	G10770	1	Internal Retaining Ring, 1 1/16"
2	GD13170	1	Gland
3	GD13171	1	Rod
4	GD13172	1	Piston
5	GD27232	1	Nylon Lock Nut, 1/2"-20, Grade 8
6	D13169	1	Barrel (Non-Stock Item)
7	GD13400	1	Tension Bushing, 1" x 2" Long
8	GD13173	1	End Cap
A	GA9205	-	Cylinder Complete, 1 1/2" x 2 1/2" <i>(Part Number Stamped On Barrel)</i>
B	GR1598	-	Seal Kit, Includes: (3) O-Rings, (2) BU Rings, (1) Wiper, (1) T-Seal, (1) Bronze Bushing, (1) Seal, (1) U-Cup

(IP1285)



ITEM	PART NO.	QTY.	DESCRIPTION
1	A14480	1	Barrel (Non-Stock Item)
2	G6408-08 GR1037	2 -	Plug W/O-Ring, 3/4"-16 O-Ring O-Ring
3	G10958	1	Lock Nut, 1"-14
4	*D12047	1	Wear Ring
5	GD12502	1	Piston
6	*D12278	1	T-Seal
7	*D12226	1	O-Ring, No. 120
8	*D12202	1	O-Ring, No. 334
9	*D12203	1	BU Ring
10	*D12251	1	U-Cup
11	GD11999	1	Gland
12	*D12210	1	Wiper
13	GD12102	1	Ring
14	GA14478	1	Rod
A	GA14481	-	Cylinder Complete, 3" x 8" <i>(Part Number Stamped On Barrel)</i>
B	GR1526	1	Seal Kit, Includes: (1) Wear Ring, (2) O-Rings, (1) BU Ring, (1) U-Cup, (1) Wiper, (1) T-Seal

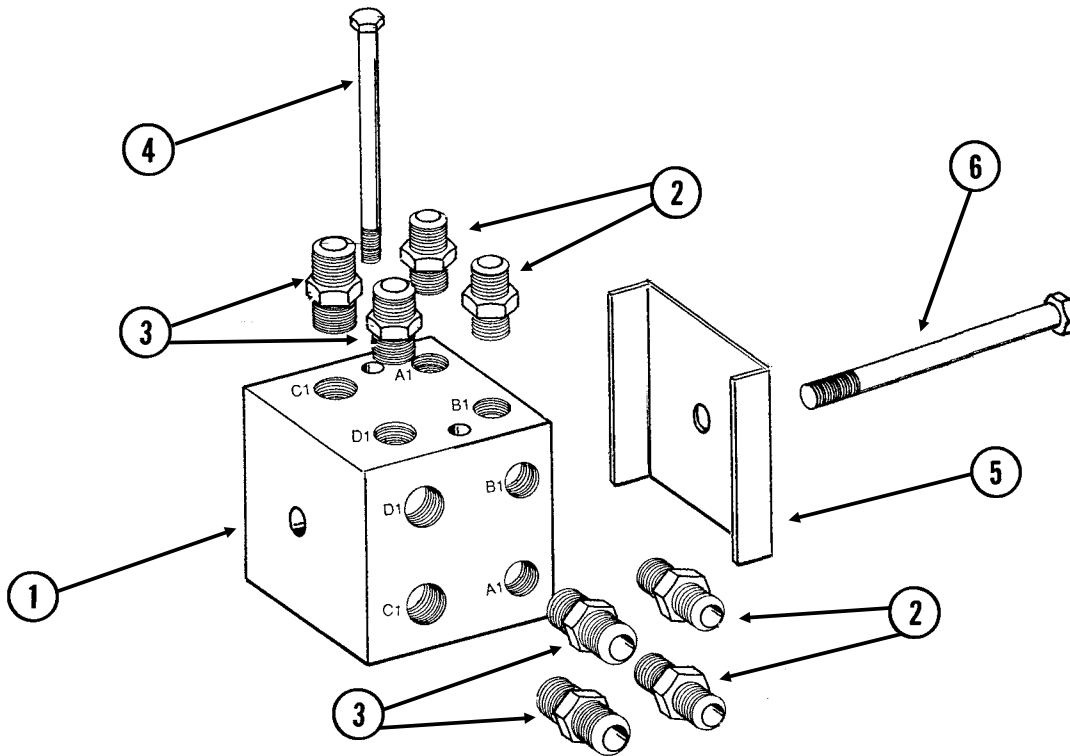
* Item is part of seal kit, item can not be purchased individually.



ITEM	PART NO.	QTY.	DESCRIPTION
1	A13937	1	Barrel, 12 Row (Non-Stock Item)
	A13953	-	Barrel, 16 Row (Non-Stock Item)
2	G6400-08-04	1	Connector W/O-Ring, 3/4"-16 Male JIC To 7/16"-20 O-Ring
	GR1465	-	O-Ring
3	GA13939	1	Hydraulic Tube Assembly, 62 ⁷ / ₈ ", 12 Row
	GA8979	-	Hydraulic Tube Assembly, 92 ¹ / ₁₆ ", 16 Row
	G10990	1	Hose Clamp, No. 52
4	G2700-08	1	Bulkhead Tube Union, 3/4"-16 Male JIC
	G306-08	1	Lock Nut, 3/4"-16
5	GD12597	1	Bracket
	G10328	1	Hex Head Cap Screw, 3/8"-16 x 5/8"
	G10229	1	Lock Washer, 3/8"
6	G6408-08	1	Plug W/O-Ring, 3/4"-16 O-Ring
	GR1037	-	O-Ring
7	G304-C-08	1	Cap Nut, 3/4"-16
8	GA13935	1	Rod Assembly, 12 Row
	GA8859	-	Rod Assembly, 16 Row
9	GD12104	1	Ring
10	*D12200	1	Wiper
11	GD11984	1	Gland
12	*D12253	1	U-Cup
13	*D12203	1	BU Ring
14	*D12202	1	O-Ring, No. 334
15	GD7147	1	Spacer
16	*D12204	1	O-Ring, No. 218
17	*D12278	1	T-Seal
18	GD11970	1	Piston
19	*D12047	1	Wear Ring
20	G10972	1	Lock Nut, 1 1/4"-12
A	GA13938	-	Cylinder Complete, 3" x 54", 12 Row (<i>Part Number Stamped On Barrel</i>)
B	GA13954	-	Cylinder Complete, 3" x 84", 16 Row (<i>Part Number Stamped On Barrel</i>)
C	GR1519	-	Seal Kit Includes: (2) O-Rings, (1) BU Ring, (1) Wear Ring, (1) Wiper, (1) U-Cup, (1) T-Seal

* Item is part of seal kit, item can not be purchased individually.

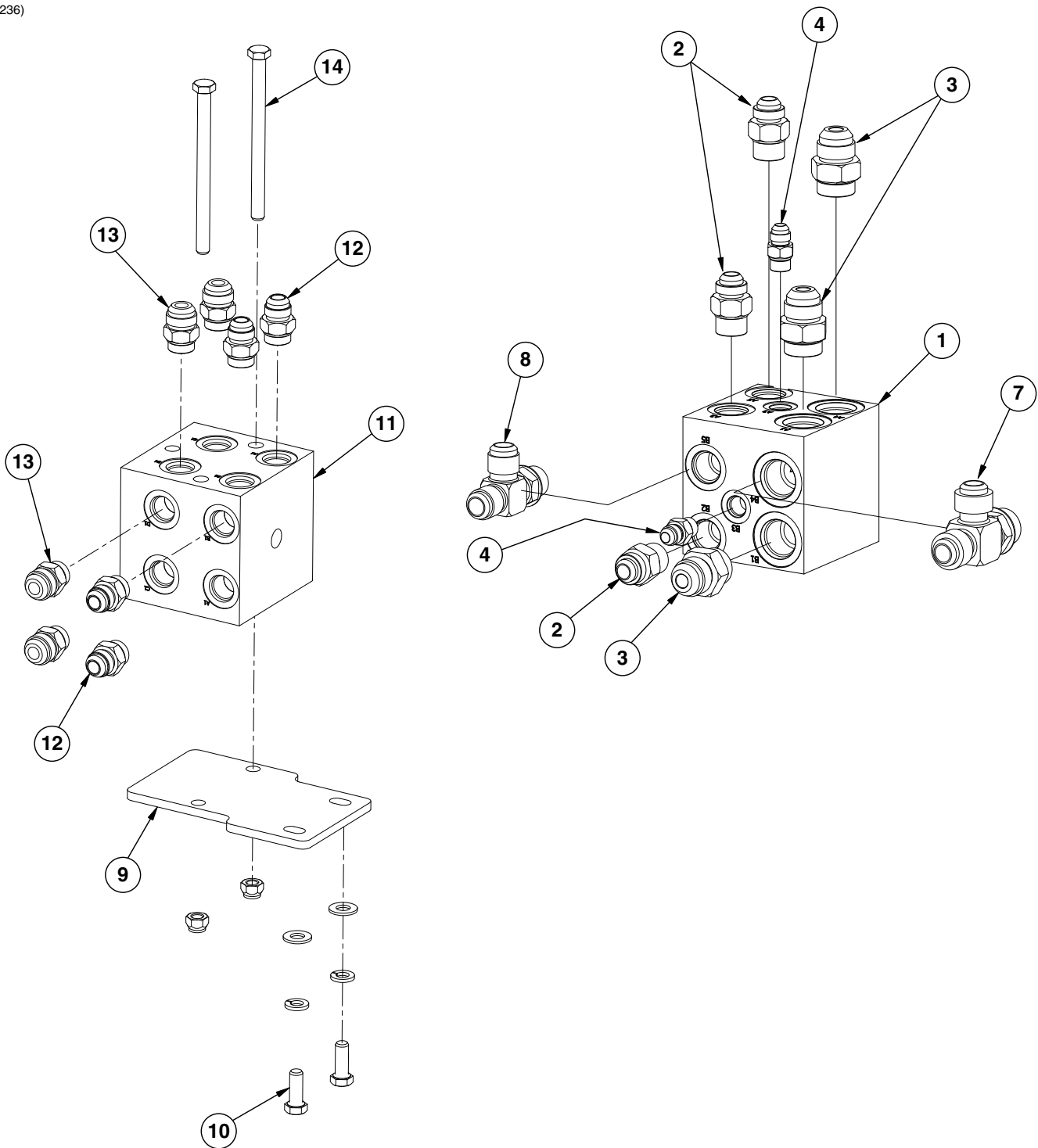
VVB036(TWL24k)



ITEM	PART NO.	QTY.	DESCRIPTION
1	GD9971	1	Manifold Block
2	G6400-08 GR1037	4 -	Connector W/O-Ring, 3/4"-16 Male JIC To O-Ring O-Ring
3	G6400-10-08 GR1037	4 -	Connector W/O-Ring, 7/8"-14 Male JIC To 3/4"-16 O-Ring O-Ring
4	G10172 G10229 G10101	2 2 2	Hex Head Cap Screw, 3/8"-16 x 5" Lock Washer, 3/8" Hex Nut, 3/8"-16
5	GD0740	1	Hose Clamp, 3/4" x 4" x 3 1/2"
6	G10871 G10228 G10102	1 1 1	Hex Head Cap Screw, 1/2"-13 x 6" Lock Washer, 1/2" Hex Nut, 1/2"-13

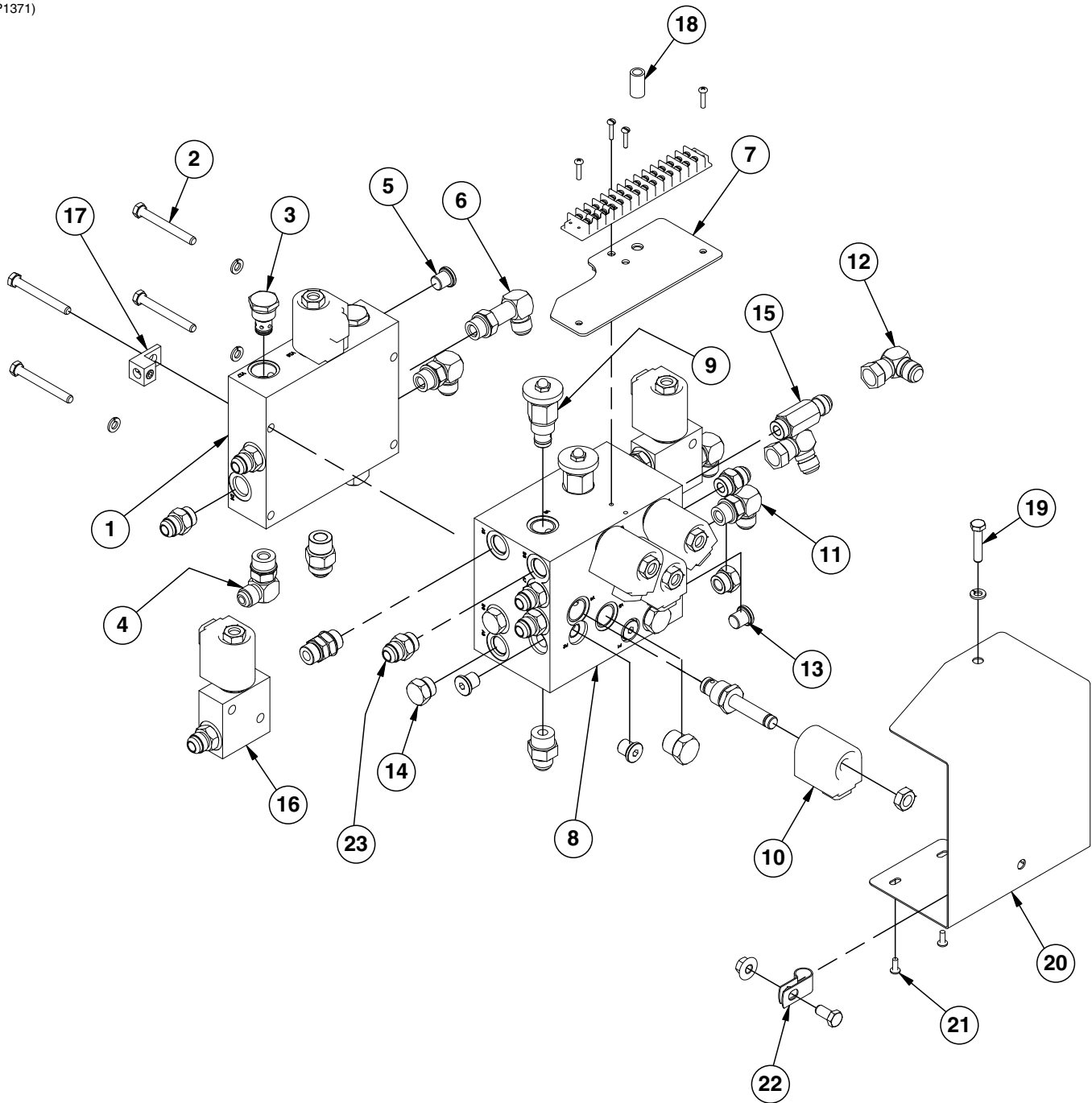
This page left blank intentionally.

(IP1236)



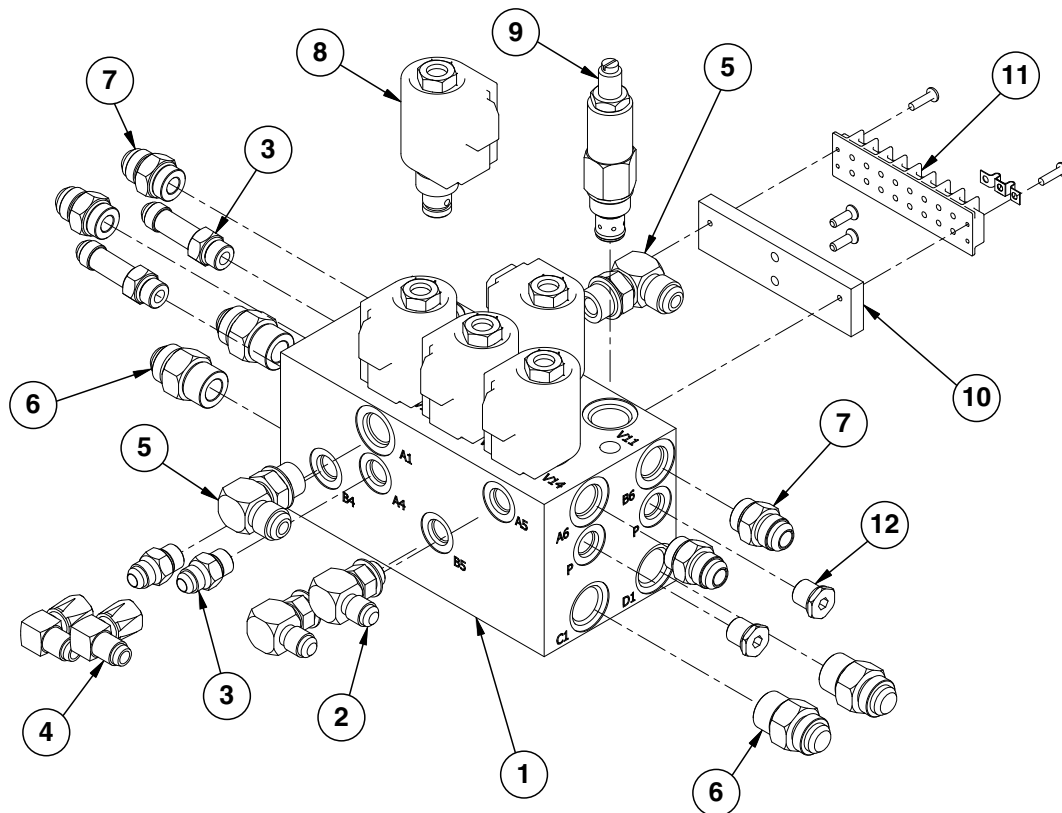
ITEM	PART NO.	QTY.	DESCRIPTION
1	GD20697	1	Fan Junction Block
2	G6400-10 GR1037	3 -	Connector W/O-Ring, 7/8"-14 Male JIC To O-Ring O-Ring
3	G6400-12 GR1467	3	Connector, W/O-Ring, 1 1/16"-12 Male JIC To O-Ring O-Ring
4	G6400-06 GR1045	2 -	Connector W/O-Ring, 9/16"-18 Male JIC To O-Ring O-Ring
5	---	-	---
6	---	-	---
7	G6804-12 GR1467	1 -	Adjustable Tee W/O-Ring, 1 1/16"-12 Male JIC To O-Ring O-Ring
8	G6804-10	1	Adjustable Tee W/O-Ring, 7/8"-14 Male JIC To O-Ring
9	GD20695	1	Extension Plate
10	G10001 G10229 G11387	2 2 2	Hex Head Cap Screw, 3/8"-16 x 1" Lock Washer, 3/8" Flat Washer, 3/8" SAE
11	GD9971	1	Manifold Block
12	G6400-08 GR1037	4 -	Connector W/O-Ring, 3/4"-16 Male JIC To O-Ring O-Ring
13	G6400-10-08 GR1037	4 -	Connector W/O-Ring, 7/8"-14 Male JIC To 3/4"-16 O-Ring O-Ring
14	G10172 G10108	2 2	Hex Head Cap Screw, 3/8"-16 x 5" Lock Nut, 3/8"-16

(IP1371)



ITEM	PART NO.	QTY.	DESCRIPTION
1	GD9977	1	Block
	G6801-08	1	Elbow W/O-Ring, 90°, 3/4"-16 Male JIC To O-Ring
	GR1037	-	O-Ring
	G6400-08	2	Connector W/O-Ring, 3/4"-16 Male JIC To O-Ring
	GR1037	-	O-Ring
	G6400-10	1	Connector W/O-Ring, 7/8"-14 Male JIC To O-Ring
	GR1466	-	O-Ring
	---	1	See "Solenoid Valve" on page P176
2	G10583	4	Hex Head Cap Screw, 5/16"-18 x 2 3/4"
	G10232	3	Lock Washer, 5/16"
3	GA4293	2	Check Valve
	GR2041	-	Seal Kit (Included W/GA4293)
4	G6801-08-10	2	Elbow W/O-Ring, 90°, 3/4"-16 Male JIC To 7/8"-14 O-Ring
	GR1466	-	O-Ring
	G6403-NWO-08	2	Adjustable Union, 3/4"-16 O-Ring
5	G6408-H06-O	1	Hex Socket Head Plug W/O-Ring, 9/16"-18 O-Ring
	GR1045	-	O-Ring
6	G6801-L-08	1	Long Elbow W/O-Ring, 90°, 3/4"-16 Male JIC To O-Ring
	GR1037	-	O-Ring
7	GA13741	1	Terminal Strip Mount
	G11066	2	Phillips Pan Head Machine Screw, No. 10-24 x 3/4", Stainless Steel
	G11067	2	Phillips Pan Head Machine Screw, No. 8-32 x 3/4", Stainless Steel
	GA9097	1	Terminal Strip W/Screws, No. 6, 14 Terminal
	GD13310	3	Jumper, 7/16"
8	GD9533	1	Block
	G6408-10	2	Plug W/O-Ring, 7/8"-14 O-Ring
	GR1466	-	O-Ring
	G6400-08	7	Plug W/O-Ring, 3/4"-16 O-Ring
	GR1037	-	O-Ring
9	GA3413	2	Flow Control Valve
10	---	6	See "Solenoid Valve" on page P176
11	G6801-08	2	Elbow W/O-Ring, 90°, 3/4"-16 Male JIC To O-Ring
	GR1037	-	O-Ring
12	G6500-08	2	Swivel Elbow, 90°, 3/4"-16 Male JIC To Female
13	G6408-H06-O	5	Hex Socket Head Plug W/O-Ring, 9/16"-18 O-Ring
	GR1045	-	O-Ring
14	G6408-08	4	Plug W/O-Ring, 3/4"-16 O-Ring
	GR1037	-	O-Ring
15	G6400-L-08	1	Long Connector W/O-Ring, 3/4"-16 Male JIC To O-Ring
16	GD14528	2	Valve Block
17	GA3584	1	Ground Clamp
18	GD8066-02	1	Sleeve, 1" Long
19	G10133	1	Hex Head Cap Screw, 5/16"-18 x 1 1/2"
	G10232	1	Lock Washer, 5/16"
20	GD13146	1	Valve Block Cover
21	G10977	2	Phillips Pan Head Machine Screw, No. 10-24 x 1/2", Stainless Steel
22	GD13348	1	Insulated Clamp, 1 1/16"
	G10002	1	Hex Head Cap Screw, 3/8"-16 x 3/4"
	G11091	1	Serrated Flange Nut, 3/8"-16
23	G6403-NWO-08	2	Adjustable Union W/O-Ring, 3/4"-16
A	GR0764	-	Seal Kit, Includes: (2) O-Rings, (1) BU Ring

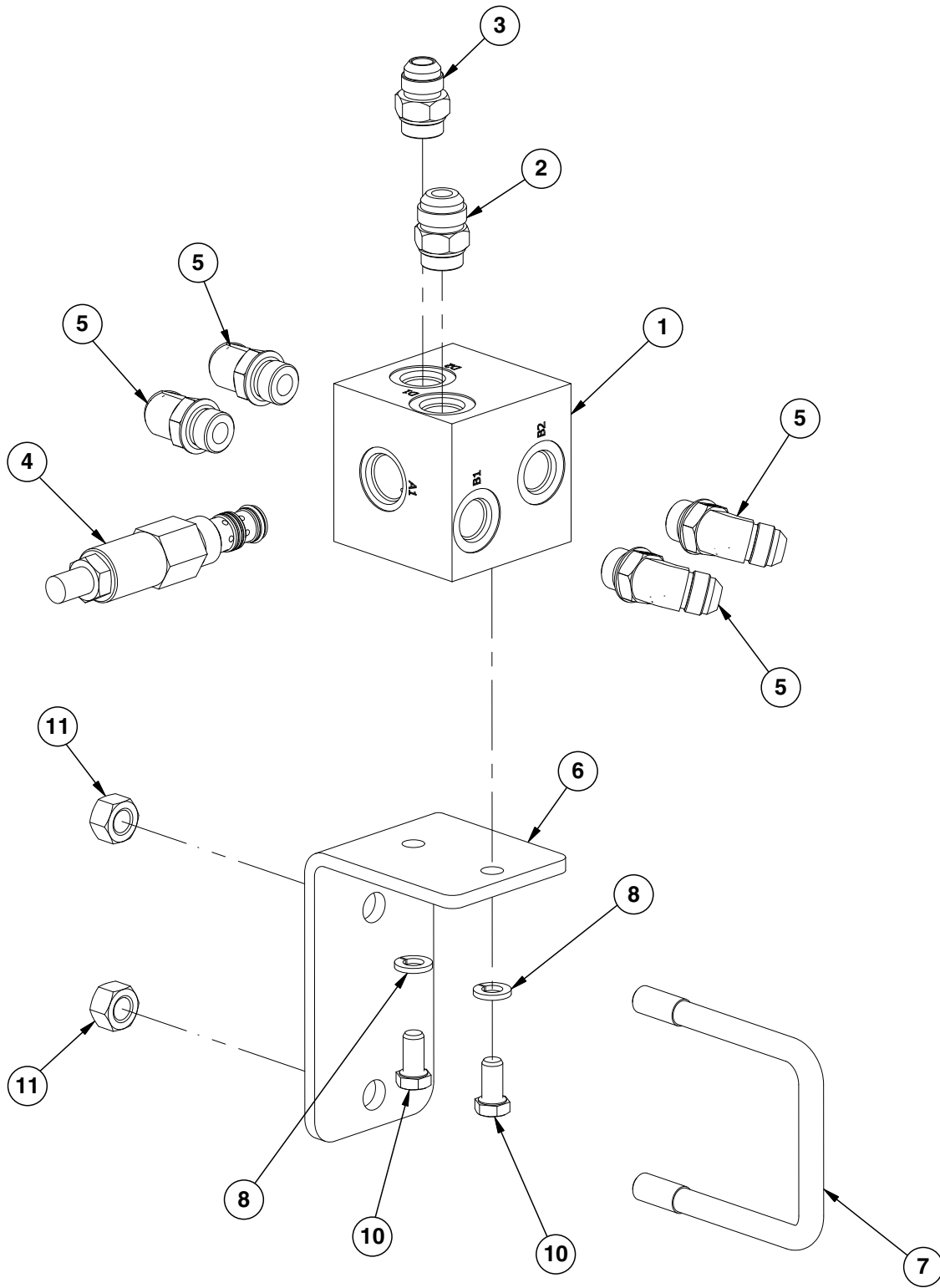
(IP1110/IP1111)



ITEM	PART NO.	QTY.	DESCRIPTION
1	GD9905	1	Block
2	G6801-06 GR1045	2 -	Elbow W/O-Ring, 90°, 1/16"-18 Male JIC To O-Ring O-Ring
3	G6400-06 GR1045	2 -	Connector W/O-Ring, 1/16"-18 Male JIC To O-Ring O-Ring
4	G6500-06	2	Swivel Elbow, 90°, 1/16"-18 Male JIC To Female
5	G6801-08 GR1037	2 -	Elbow W/O-Ring, 90°, 3/4"-16 Male JIC To O-Ring O-Ring
6	G6400-10 GR1466	4 -	Connector W/O-Ring, 7/8"-14 Male JIC To O-Ring O-Ring
7	G6400-08 GR1037	4 -	Connector W/O-Ring, 3/4"-16 Male JIC To O-Ring O-Ring
8	---	-	See "Solenoid Valve" on page P176
9	GA3407	-	Pressure Relief Valve, 1000 PSI
10	GD12818 G11068	1 2	Terminal Strip Mount Phillips Flat Head Machine Screw, No. 10-24 x 5/8", Stainless Steel
11	GA9098 GD13310 G11065	1 2 2	Terminal Strip W/Screws, No. 6, 8 Terminal Jumper, 7/16" Phillips Pan Head Machine Screw, No. 8-32 x 5/8", Stainless Steel
12	G6408-H06-0 GR1045	2 -	Hex Socket Head Plug W/O-Ring, 1/16"-18 O-Ring
13	G6400-L-06 GR1045	2 -	Long Connector W/O-Ring, 1/16"-18 Male JIC To O-Ring O-Ring
A	GR0764	-	Seal Kit, Includes: (2) O-Rings, (1) BU Ring

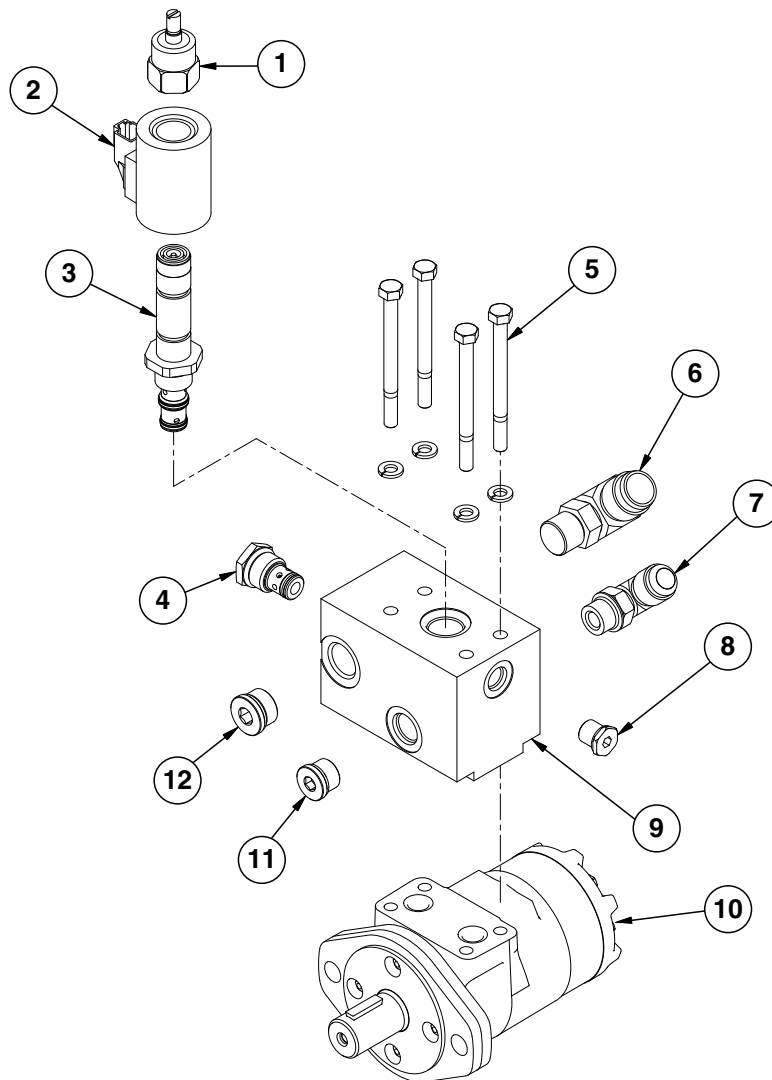
This page left blank intentionally.

(IP1256)



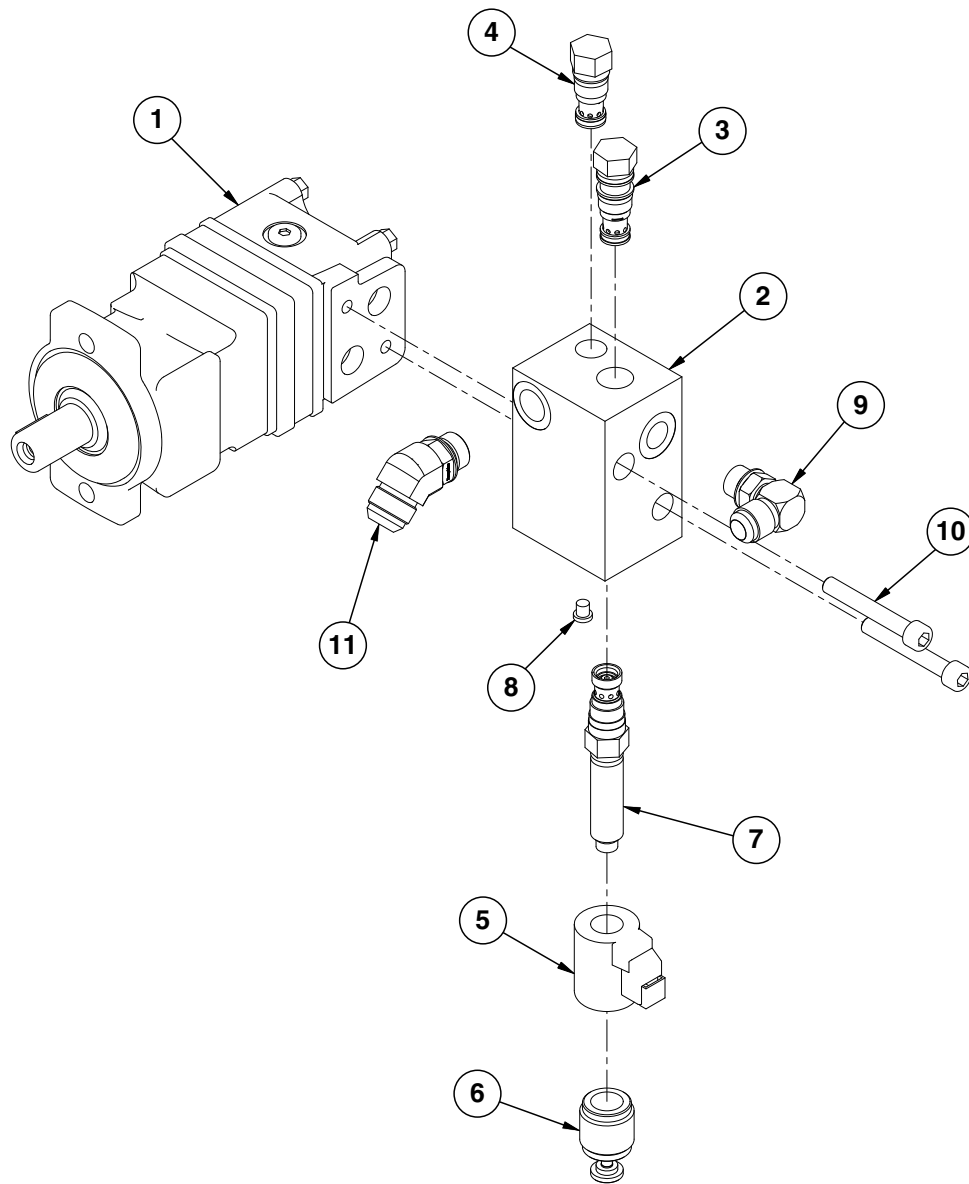
ITEM	PART NO.	QTY.	DESCRIPTION
1	GD20718	1	Wing Down Pressure Valve Block
2	G6400-10-08 GR1037	1 -	Connector W/O-Ring, 7/8"-14 Male JIC To 3/4"-16 O-Ring O-Ring
3	G6400-08 GR1037	1 -	Connector W/O-Ring, 3/4"-16 Male JIC To O-Ring O-Ring
4	GA14489 GR2043	1 -	Pressure Reducing Relief Valve Seal Kit (Included W/GA14489)
5	G6802-08 GR1037	4 -	Elbow W/O-Ring, 45°, 3/4"-16 Male JIC To O-Ring O-Ring
6	GD20719	1	Wing Down Pressure Bracket
7	GD4743	1	U-Bolt, 3" x 3" x 1/2"-13
8	G10229	2	Lock Washer, 3/8"
9	---	-	---
10	G10002	2	Hex Head Cap Screw, 3/8"-16 x 3/4"
11	G10071	2	Serrated Flange Nut, 1/2"-13

(IP1076)



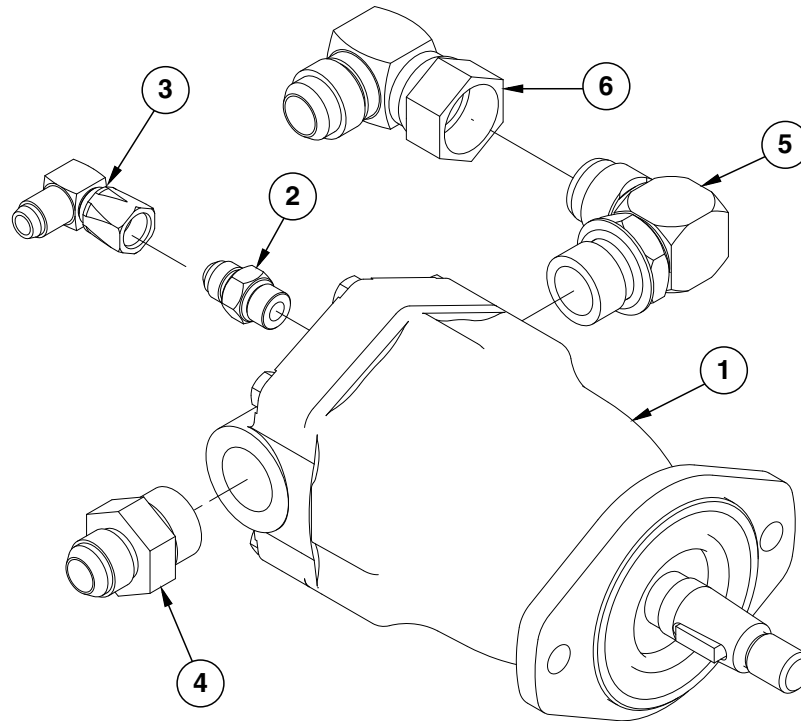
ITEM	PART NO.	QTY.	DESCRIPTION
1	GR1846	1	Manual Override
2	GA13079	1	Coil
3	GA13078	1	Proportional Valve
4	GA4293	1	Check Valve
	GR2041	-	Seal Kit (Included W/GA4293)
5	G11309	4	Hex Head Cap Screw, 5/16"-18 x 3 3/4"
	G10232	4	Lock Washer, 5/16"
6	G6801-12-10	1	Elbow W/O-Ring, 90°. 1 1/16"-12 Male JIC To 7/8"-14 O-Ring
	GR1466	-	O-Ring
7	G6801-10-08	1	Elbow W/O-Ring, 90°, 7/8"-14 Male JIC To 3/4"-16 O-Ring
	GR1037	-	O-Ring
8	G6408-H06-0	1	Hex Socket Head, 9/16"-18, O-Ring Plug
9	GD19440	1	Valve Block
10	GA13633	1	Hydraulic Motor
	GD18811	2	O-Ring, No. 112 (Included W/GA13633)
11	G6408-H08-O	1	Hex Socket Head Plug W/O-Ring, 3/4"-16 O-Ring
	GR1037	-	O-Ring
12	G6408-H10-0	1	Hex Socket Head Plug W/O-Ring, 7/8"-14 O-Ring
A	GA14576	-	Hydraulic Motor Assembly
B	GR1939	-	Seal Kit (Hydraulic Motor)
C	GR0764	-	Seal Kit (Proportional Valve), Includes: (2) O-Rings, (1) BU Ring

(IP1276)



ITEM	PART NO.	QTY.	DESCRIPTION
1	GA13220	1	Hydraulic Motor
	GD18811	2	O-Ring, No. 112
2	GD18672	1	Valve Block
3	GA13224	1	Pressure Comp. Valve
4	GA13223	1	Check Valve
5	GA13222	1	Coil
6	GR1847	1	Manual Override
7	GA13221	1	Proportional Valve
8	G6408-H02-0	1	O-Ring Plug
9	G6801-10-08	1	Elbow W/O-Ring, 90°, 7/8"-14 Male JIC To 3/4"-16 O-Ring
	GR1037	-	O-Ring
10	G11258	2	Hex Socket Head Cap Screw, M10-1.5 x 2.75"
11	G6802-12-10	1	Elbow W/O-Ring, 90°. 1 1/16"-12 Male JIC To 7/8"-14 O-Ring
A	GA13791	-	Hydraulic Motor Assembly
B	GR1945	-	Seal Kit (Hydraulic Motor)
C	GR0764	-	Seal Kit (Proportional Valve), Includes: (2) O-Rings, (1) BU Ring

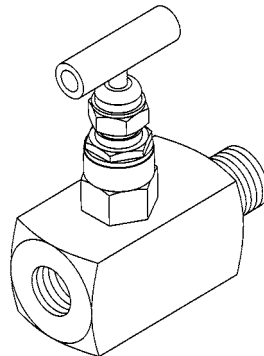
(IP1247)



ITEM	PART NO.	QTY.	DESCRIPTION
1	GA10149 GR2190 GR1734	1 - -	Hydraulic Motor Motor Key (Included W/GA10149) Seal Kit (Included W/GA10149)
2	G6400-06 GR1045	1	Connector W/O-Ring, 1/8"-18 Male JIC To O-Ring O-Ring
3	G6500-06	1	Swivel Elbow, 90°, 1/8"-18 Male JIC To Female
4	G6400-10-12 GR1467	1 -	Elbow W/O-Ring, 90°, 7/8"-14 Male JIC To 1 1/16"-12 O-Ring O-Ring
5	G6801-12 GR1467	1 -	Elbow W/O-Ring, 90°, 1 1/16"-12 Male JIC To O-Ring O-Ring
6	G6500-12	1	Swivel Elbow, 90°, 1 1/16"-12 Male JIC To Female

Optional Flow Control Needle Valve Kit

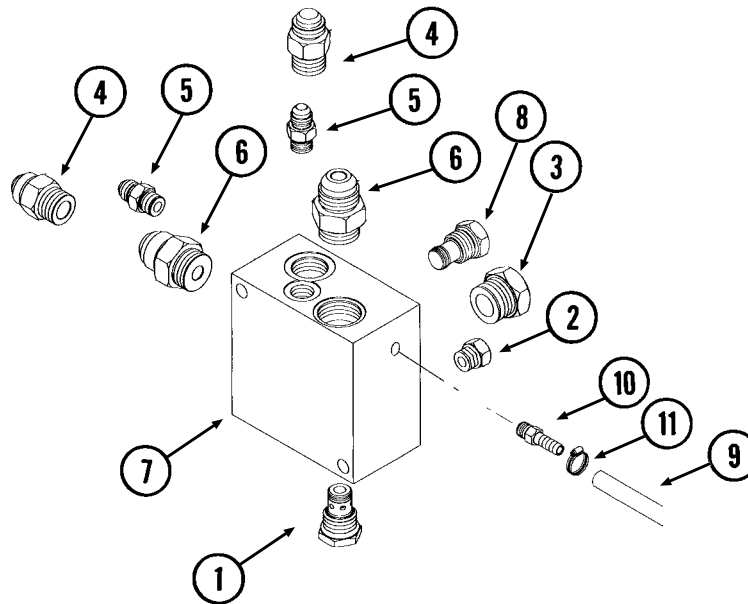
(A11650)



ITEM	PART NO.	QTY.	DESCRIPTION
1	G1K426	-	Needle Valve Kit W/Instructions

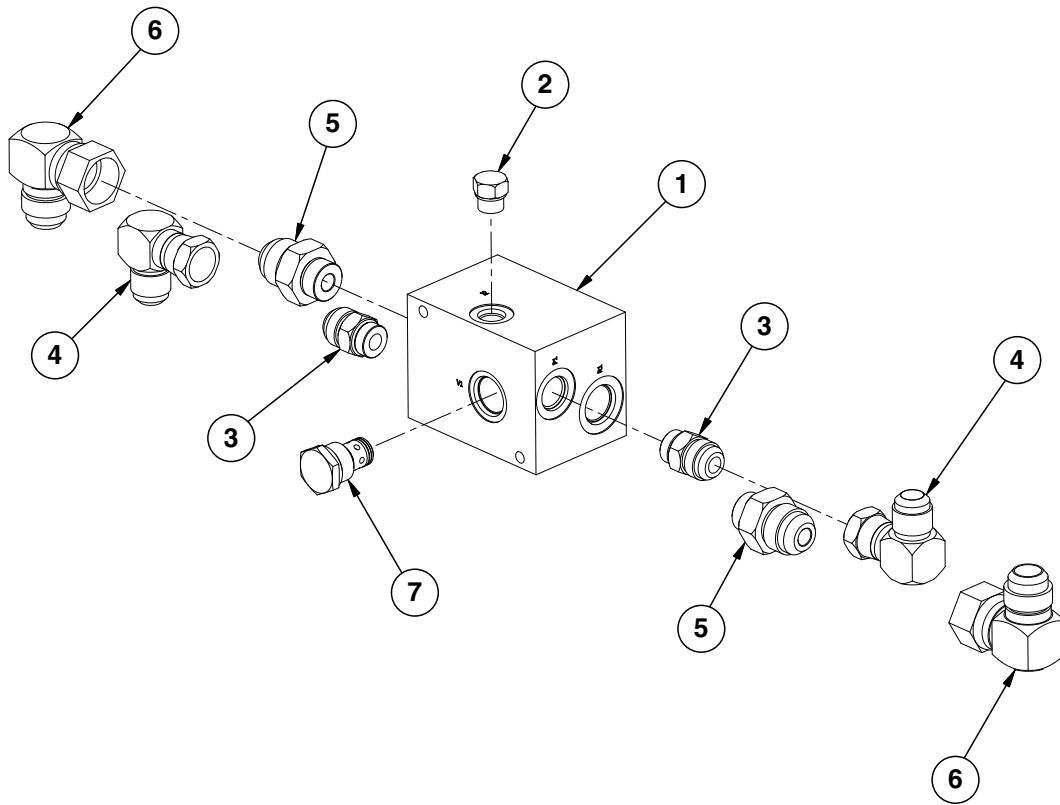
Vacuum Fan Motor Valve Block Assembly (Located Below Vacuum Fan Motor Assembly)

(A11068d)



ITEM	PART NO.	QTY.	DESCRIPTION
1	GA4293 GR2041	1 -	Check Valve Seal Kit (Included W/GA4293)
2	G6408-06 GR1045	1 -	Plug W/O-Ring, 1/8"-18 O-Ring O-Ring
3	G6408-12 GR1467	1 -	Plug W/O-Ring, 1 1/8"-12 O-Ring O-Ring
4	G6400-10 GR1466	2 -	Connector W/O-Ring, 7/8"-14 Male JIC To O-Ring O-Ring
5	G6400-06 GR1045	2 -	Connector W/O-Ring, 1/2"-18 Male JIC To O-Ring O-Ring
6	G6400-12 GR1467	2 -	Connector W/O-Ring, 1 1/8"-12 Male JIC To O-Ring O-Ring
7	GD16188	1	Valve Block
8	GA11934	1	Relief Valve Cartridge
9	GD6279-05	1	Clear Plastic Tubing, 1/8" O.D. x 60"
10	GD11700	1	Adapter, 1/4" NPT To 3/8" Barb
11	G10681	1	Hose Clamp, No. 6

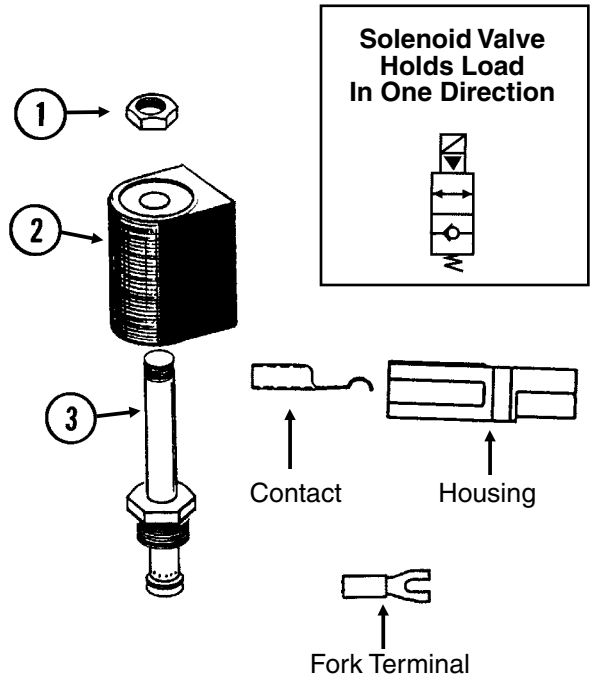
(IP1290)



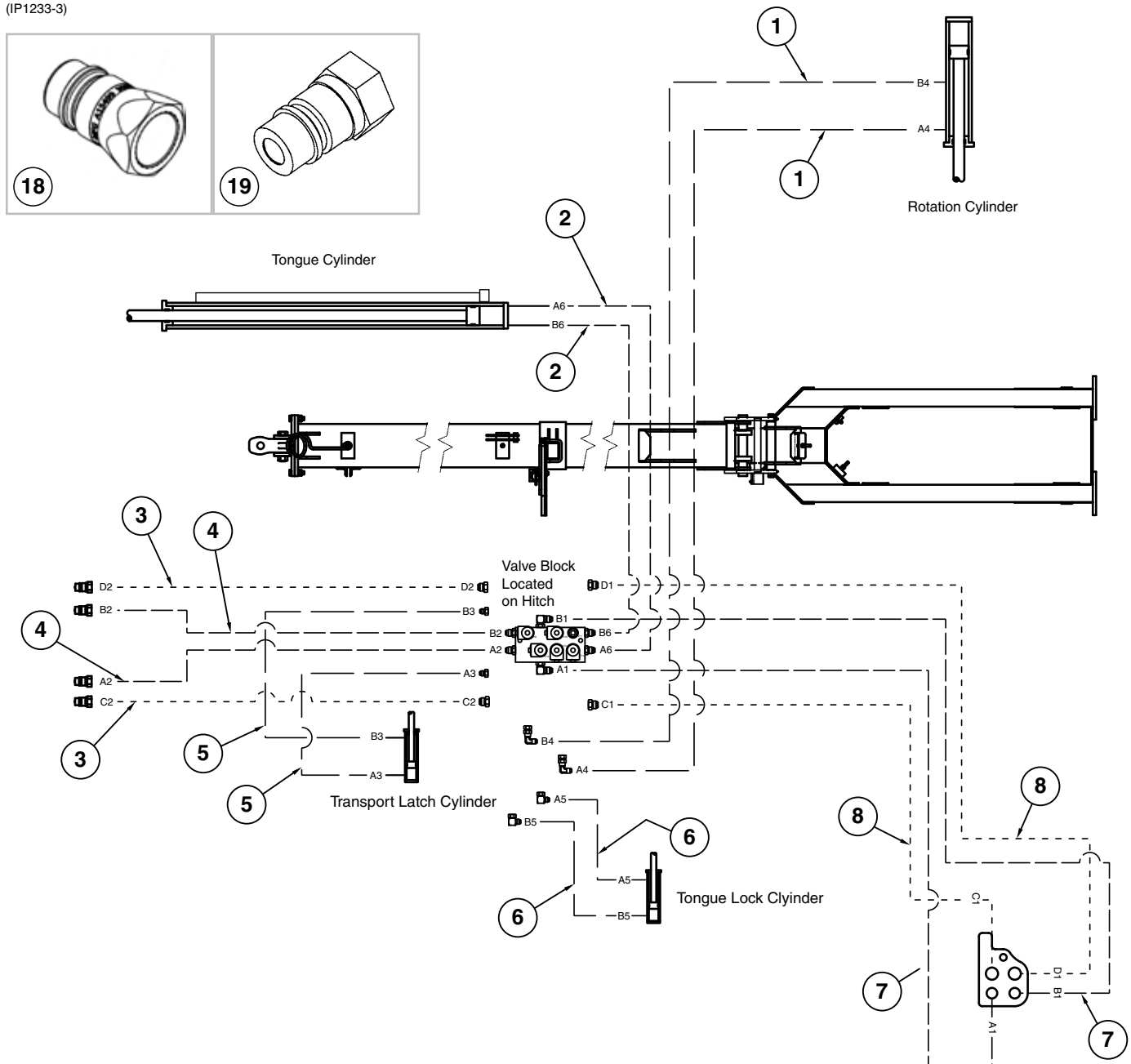
ITEM	PART NO.	QTY.	DESCRIPTION
1	GD19123	1	Bulk Fill Fan Block
2	G6408-06	1	Plug W/O-Ring, 9/16"-18 O-Ring
	GR1045	-	O-Ring
3	G6400-10-08	2	Connector W/O-Ring, 7/8"-14 Male JIC To 3/4"-16 O-Ring
	GR1037	-	O-Ring
4	G6500-10	2	Swivel Elbow, 90°, 7/8"-14 Male JIC To Female
5	G6400-12-10	2	Connector W/O-Ring, 1 1/16"-12 JIC To 7/8"-14 O-Ring
6	G6500-12	2	Swivel Elbow, 90°, 1 1/16"-12 Male JIC To Female
7	GA4293	1	Check Valve
	GR2041	-	Seal Kit (Included W/GA4293)

VVB019(TWL27c/TWL18/PLTR75c/A9481)

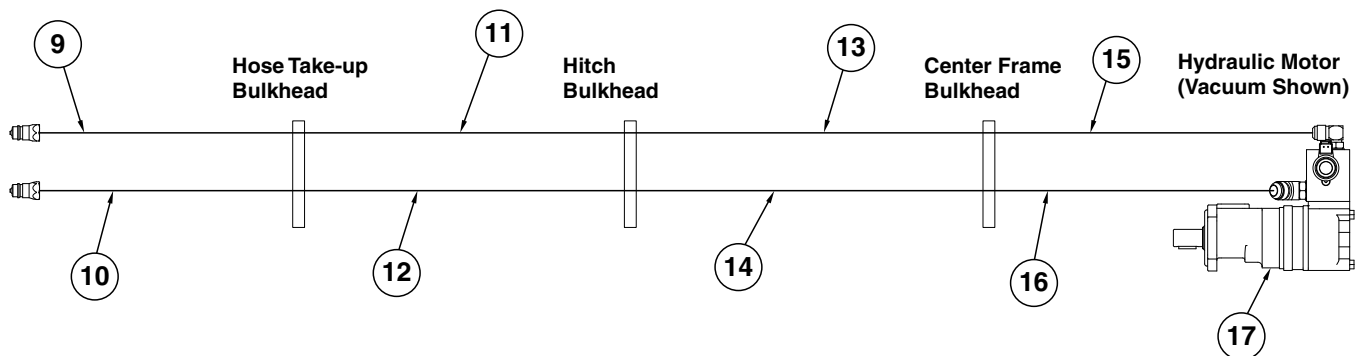
ITEM	PART NO.	QTY.	DESCRIPTION
1	GR0761	1	Special Hex Nut, 1/2"-20
2	G1K274	1	Coil Kit W/Contacts, Housings And Fork Terminals
	GD9529	2	Housing, Black (Included W/G1K274)
	GD9530	2	Contact (Included W/G1K274)
	G10996	2	Fork Terminal (Included W/G1K274)
3	GR0763	1	Cartridge
A	G1K275	-	Solenoid Valve Kit W/Solenoid Valve, Contacts, Housings And Fork Terminals
	GD9529	2	Housing, Black
	GD9530	2	Contact
	G10996	2	Fork Terminal
B	GR0764	-	Seal Kit, Includes: (2) O-Rings, (1) BU Ring



(IP1233-3)



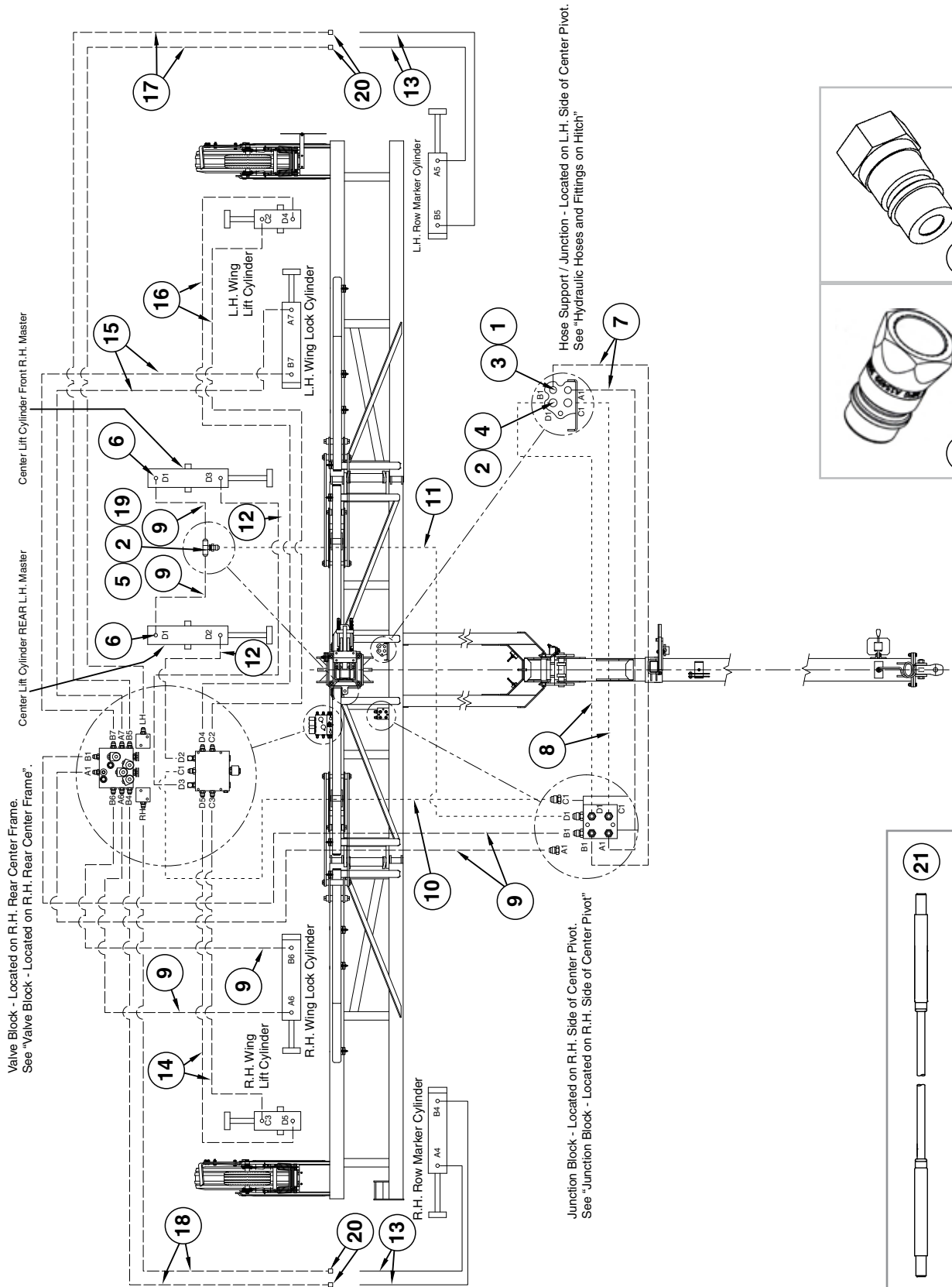
Hydraulic Drive



ITEM	PART NO.	QTY.	DESCRIPTION
1	*A1116	2	Hose Assembly, 1/4" x 136"
2	*A3118	2	Hose Assembly, 3/8" x 80"
3	*A8266	2	Hose Assembly, 1/2" x 268", 16 Row 30"
	*A8207	-	Hose Assembly, 1/2" x 209", 12 Row 30"
4	*A12089	2	Hose Assembly, 3/8" x 269", 16 Row 30"
	*A12088	-	Hose Assembly, 3/8" x 209", 12 Row 30"
5	*A1129	2	Hose Assembly, 1/4" x 168", 16 Row 30"
	*A1171	-	Hose Assembly, 1/4" x 108", 12 Row 30"
6	*A1139	2	Hose Assembly, 1/4" x 40", 12 Row 30" and 16 Row 30"
7	*A1041	2	Hose Assembly, 3/8" x 130"
8	*A1478	2	Hose Assembly, 1/2" x 128"
9	*A12754	1	Hose Assembly, 1/2" x 206", 12 Row 30"
	*A8266	1	Hose Assembly, 1/2" x 268", 16 Row 30"
10	*A11449	1	Hose Assembly, 5/8" x 206", 12 Row 30"
	*A11450	1	Hose Assembly, 5/8" x 266", 16 Row 30"
11	*A12751	1	Hose Assembly, 1/2" x 142 1/2"
12	*A11442	1	Hose Assembly, 5/8" x 137 1/2"
13	*A1464	1	Hose Assembly, 1/2" x 72"
14	*A11443	1	Hose Assembly, 5/8" x 73"
15	*A12756	1	Hose Assembly, 1/2" x 97"
16	*A11448	1	Hose Assembly, 5/8" x 100"
17	---	-	See "Hydraulic Motor Assembly (Mechanical)" on page P171 See "Hydraulic Motor Assembly (Vacuum)" on page P172
18	GA15499	-	Special Pioneer Coupler, Zero Pressure Return
	GD25522	-	Hydraulic Tip Cover
19	GD4086	-	ISO Coupler

* Hydraulic hose is not stocked by Kinze Repair Parts.

(IP1317)



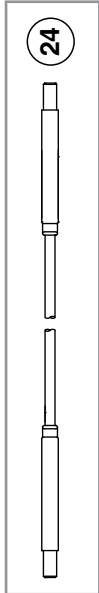
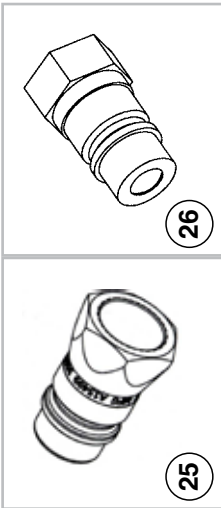
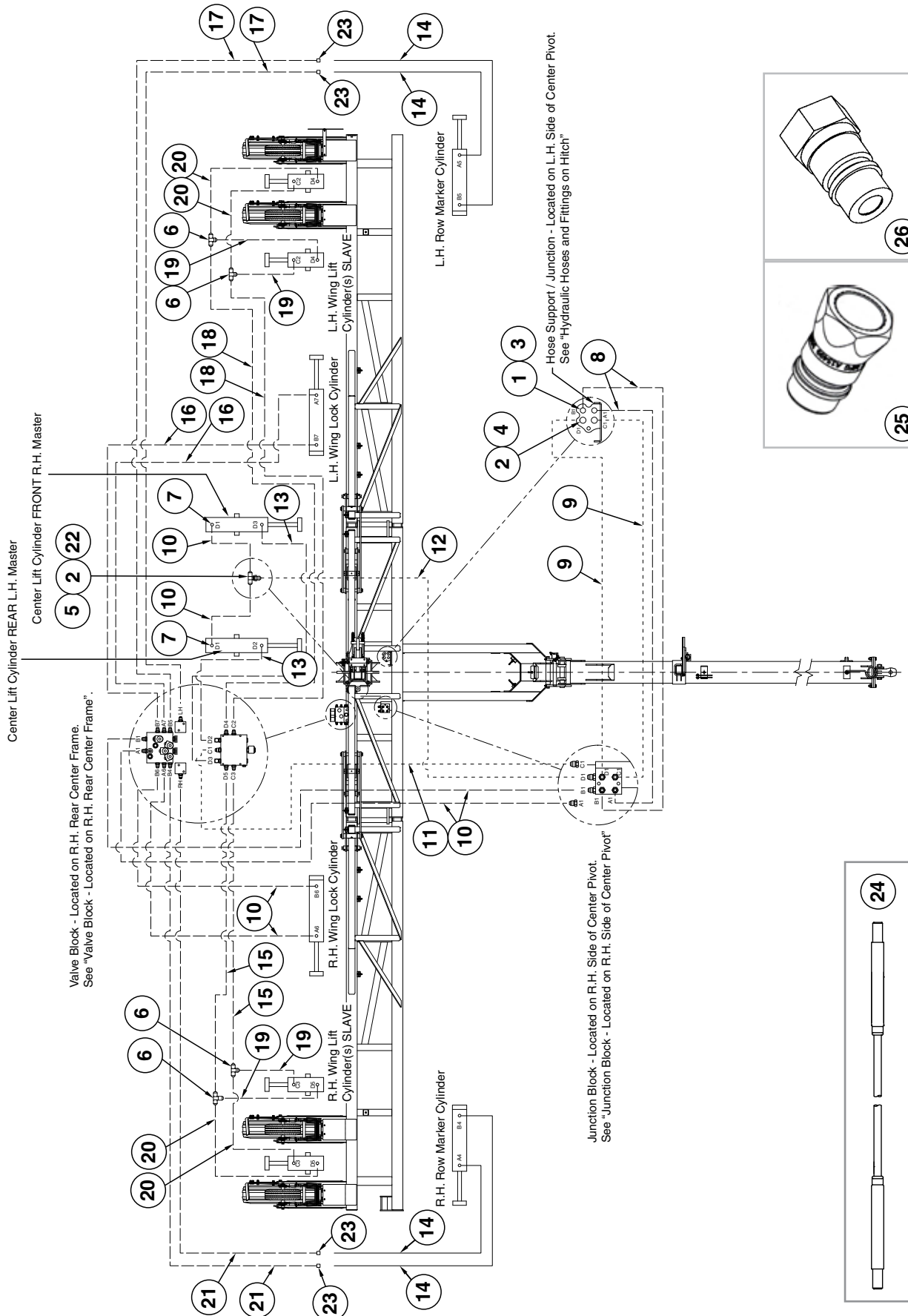
ITEM	PART NO.	QTY.	DESCRIPTION
1	G306-08	2	Lock Nut, 3/4"-16
2	G306-10	3	Lock Nut, 7/8"-14
3	G2700-08	2	Bulkhead Tube Union, 3/4"-16 Male JIC
4	G2700-10	2	Bulkhead Tube Union, 7/8"-14 Male JIC
5	G2703-08-08-10	1	Bulkhead Tee, 7/8"-14 Male JIC To 3/4"-16 JIC
6	G6400-08 GR1037	4 -	Connector W/O-Ring, 3/4"-16 Male JIC To O-Ring, O-Ring
7	*A12090	2	Hose Assembly, 3/8" x 63"
8	*A8267	2	Hose Assembly, 1/2" x 58"
9	*A1076	6	Hose Assembly, 3/8" x 30"
10	*A1424	1	Hose Assembly, 1/2" x 30"
11	*A1404	1	Hose Assembly, 1/2" x 41"
12	*A3131	2	Hose Assembly, 3/8" x 42"
13	*A3158	4	Hose Assembly, 3/8" x 46"
14	*A3154	2	Hose Assembly, 3/8" x 196"
15	*A1055	2	Hose Assembly, 3/8" x 66"
16	*A1033	2	Hose Assembly, 3/8" x 250"
17	*A12042	2	Hose Assembly, 3/8" x 228"
18	*A3117	2	Hose Assembly, 3/8" x 176"
19	G10235	1	Machine Bushing, 7/8", 14 Gauge
20	G2408-08	4	Plug, 3/4"-16
21	GA6608	-	Cable Assembly
22	GA15499 GD25522	- -	Special Pioneer Coupler, Zero Pressure Return Hydraulic Tip Cover
23	GD4086	-	ISO Coupler

* Hydraulic hose is not stocked by Kinze Repair Parts.

(IP1233-4)

16 Row Shown

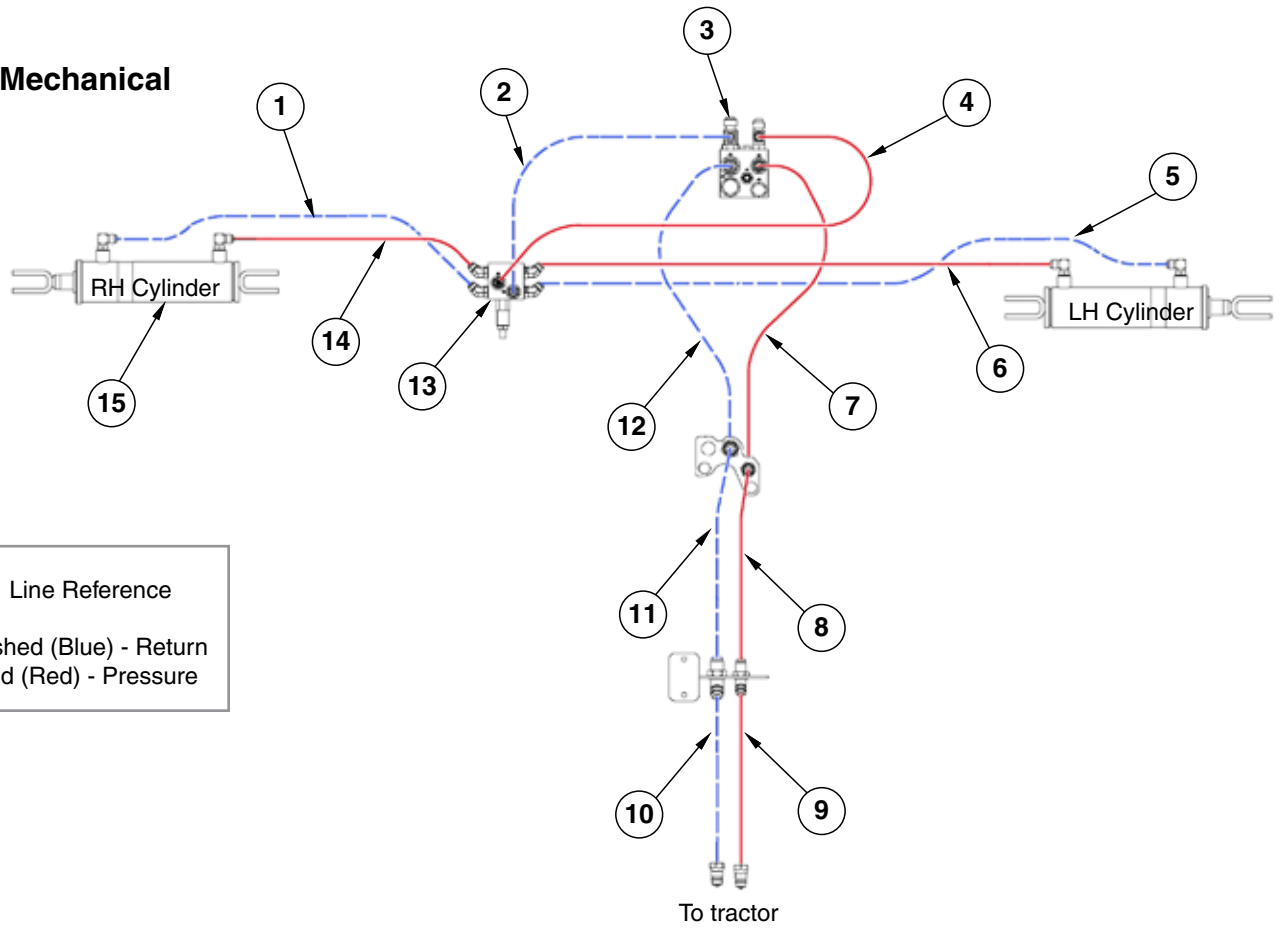
P181



ITEM	PART NO.	QTY.	DESCRIPTION
1	G306-08	2	Lock Nut, 3/4"-16
2	G306-10	3	Lock Nut, 7/8"-14
3	G2700-08	2	Bulkhead Tube Union, 3/4"-16 Male JIC
4	G2700-10	2	Bulkhead Tube Union, 7/8"-14 Male JIC
5	G2703-08-08-10	1	Bulkhead Tee, 7/8"-14 Male JIC To 3/4"-16 JIC
6	G2603-08	4	Tee, 3/4"-16 Male JIC
7	G6400-08 GR1037	4 -	Connector W/O-Ring, 3/4"-16 Male JIC To O-Ring
8	*A12090	2	Hose Assembly, 3/8" x 63"
9	*A8267	2	Hose Assembly, 1/2" x 58"
10	*A1076	6	Hose Assembly, 3/8" x 30"
11	*A1424	1	Hose Assembly, 1/2" x 30"
12	*A1404	1	Hose Assembly, 1/2" x 41"
13	*A3131	1	Hose Assembly, 3/8" x 42"
14	A3158	4	Hose Assembly, 3/8" x 46"
15	*A1057	2	Hose Assembly, 3/8" x 216"
16	*A1055	2	Hose Assembly, 3/8" x 66"
17	*A1097	2	Hose Assembly, 3/8" x 288"
18	*A1034	2	Hose Assembly, 3/8" x 272"
	*A1033	-	Hose Assembly, 3/8" x 250"
19	*A3122	4	Hose Assembly, 3/8" x 10 1/2"
20	*A1018	4	Hose Assembly, 3/8" x 40"
21	*A12041	1	Hose Assembly, 3/8" x 244"
22	G10235	1	Machine Bushing, 7/8", 14 Gauge
23	G2408-08	4	Plug, 3/4"-16
24	GA6608	-	Cable Guide
25	GA15499 GD25522	- -	Special Pioneer Coupler, Zero Pressure Return Hydraulic Tip Cover
26	GD4086	-	ISO Coupler

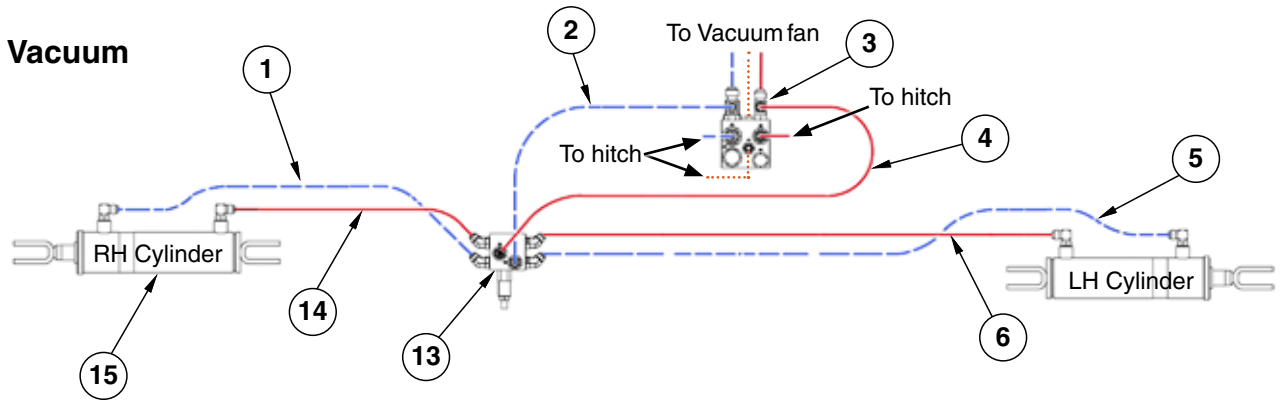
* Hydraulic hose is not stocked by Kinze Repair Parts.

Mechanical

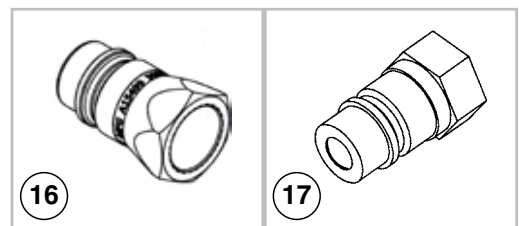


Line Reference
 Dashed (Blue) - Return
 Solid (Red) - Pressure

Vacuum



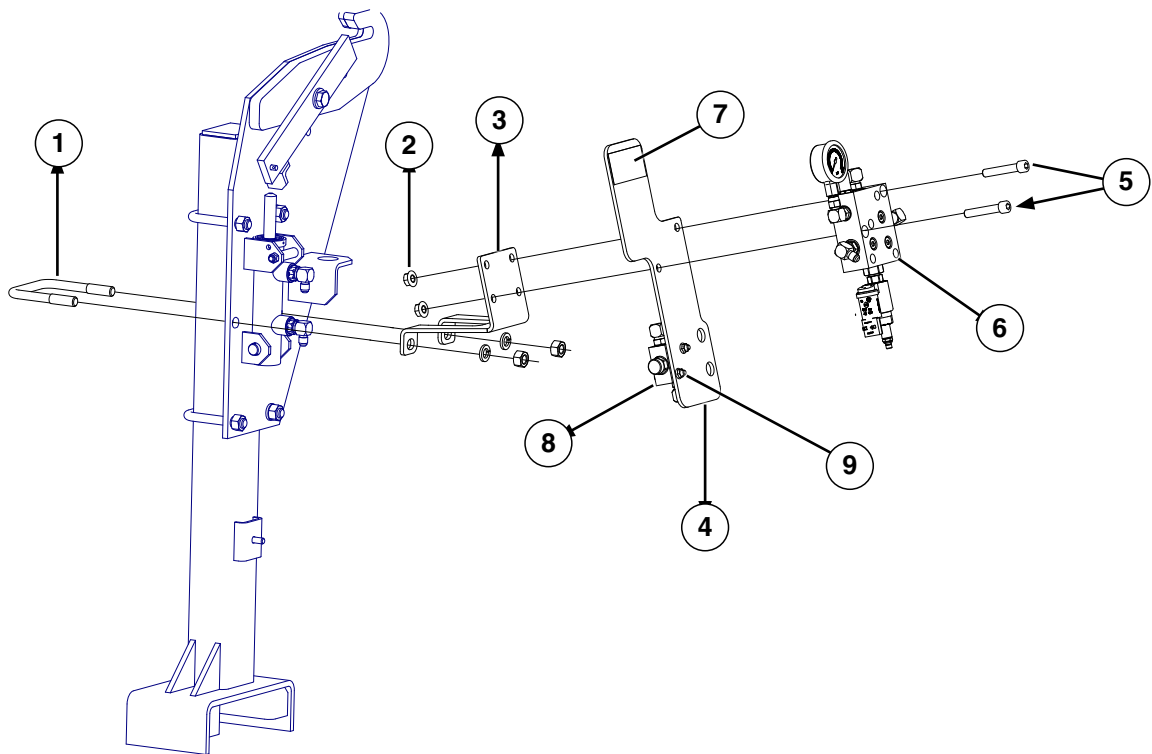
Line Reference
 Dashed (Blue) - Return
 Solid (Red) - Pressure
 Dotted (Orange) - Case Drain



ITEM	PART NO.	QTY.	DESCRIPTION
1	*A1021	1	Hose Assembly, 3/8" x 56"
2	*A12752	1	Hose Assembly, 1/2" x 23"
3	---	-	See "Junction/Valve Blocks - Located on R.H. Rear Center Frame" on page P163
4	*A12085	1	Hose Assembly, 3/8" x 26"
5	*A12076	1	Hose Assembly, 3/8" x 165"
6	*A3117	1	Hose Assembly, 3/8" x 176"
7	*A1464	1	Hose Assembly, 1/2" x 72"
8	*A12751	1	Hose Assembly, 1/2" x 142 1/2"
9	*A12754	1	Hose Assembly, 1/2" x 206", 12 Row
	*A8266	-	Hose Assembly, 1/2" x 268", 16 Row
10	*A11449	1	Hose Assembly, 5/8" x 206"
	*A11450	-	Hose Assembly, 5/8" x 266"
11	*A11442	1	Hose Assembly, 5/8" x 137 1/2"
12	*A11443	1	Hose Assembly, 5/8" x 73"
13	---	-	See "Wing Down Pressure Valve Block" on page P169
14	*A3158	1	Hose Assembly, 3/8" x 46"
15	---	-	See "Wing Down Pressure Cylinder" on page P158
16	GA15499	-	Special Pioneer Coupler, Zero Pressure Return
	GD25522	-	Hydraulic Tip Cover
17	GD4086	-	ISO Coupler

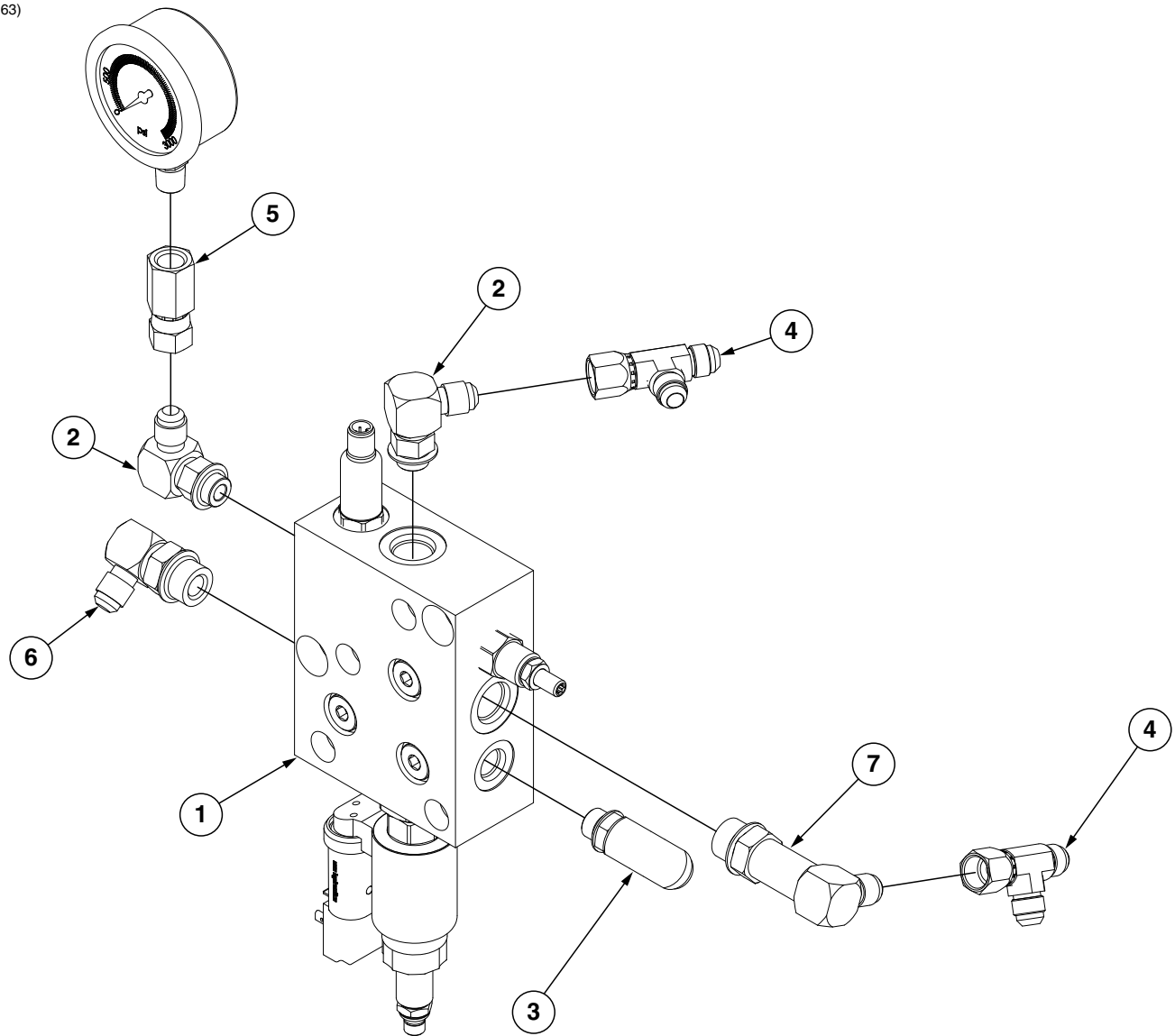
* Hydraulic hose is not stocked by Kinze Repair Parts.

(TP1449)



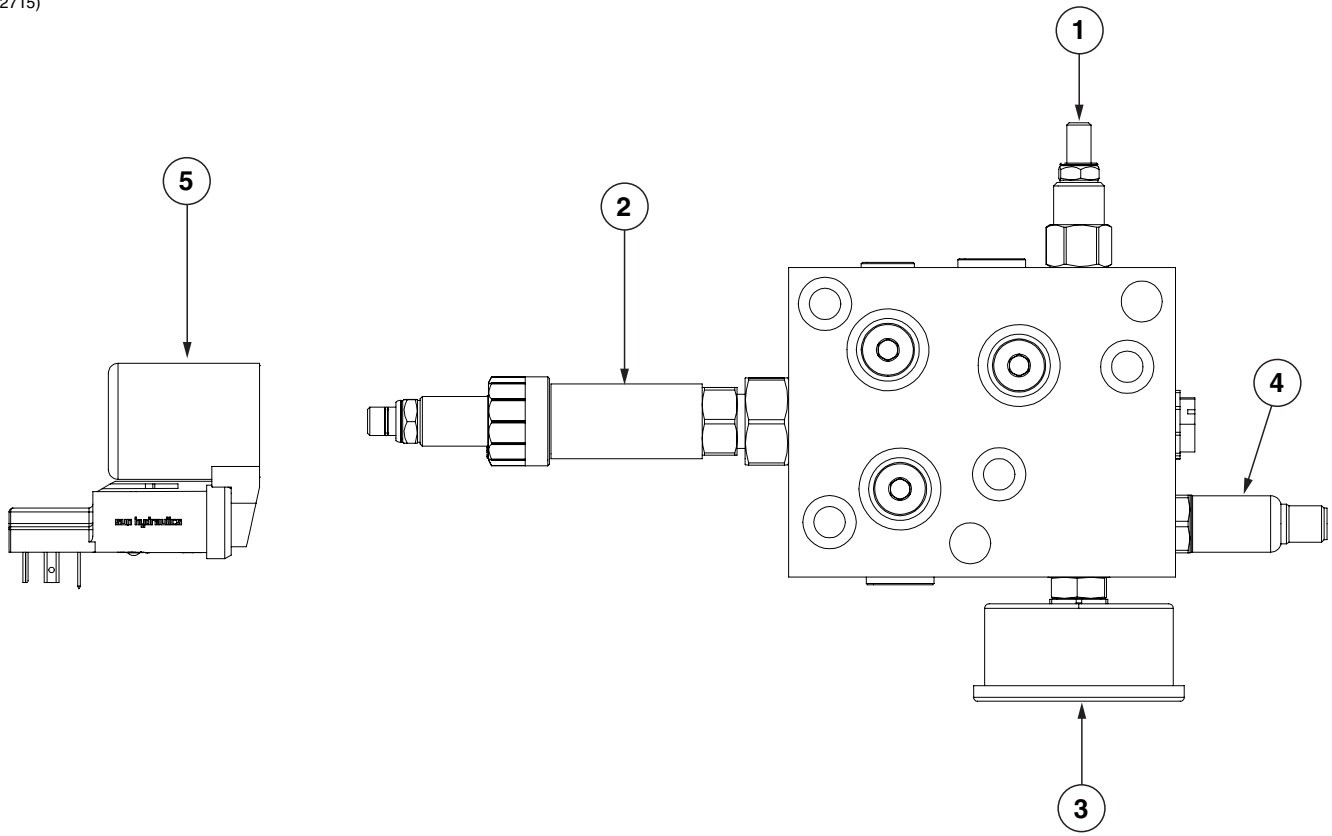
ITEM	PART NO.	QTY.	DESCRIPTION
1	GD32368	1	U-Bolt, 3" x 4" x 5/8"-11
2	G10071	2	Serrated Flange Nut, 1/2"-13
3	GD32363	1	Rear Valve Bracket Plate
4	GD32364	1	Front Valve Bracket Plate
5	G11814	2	Hex Socket Head Cap Screw, 1/2"-13 x 2 3/4"
6	---	-	See Valve Assembly, Page 29
7	G7100-533	1	Warning, Decal
8	---	-	See Flow Control Valve, Page 34
9	G10041 G10620	2 2	Hex Head Cap Screw, 5/16"-18 x 2" Serrated Flange Nut, 5/16"-18

(A22863)



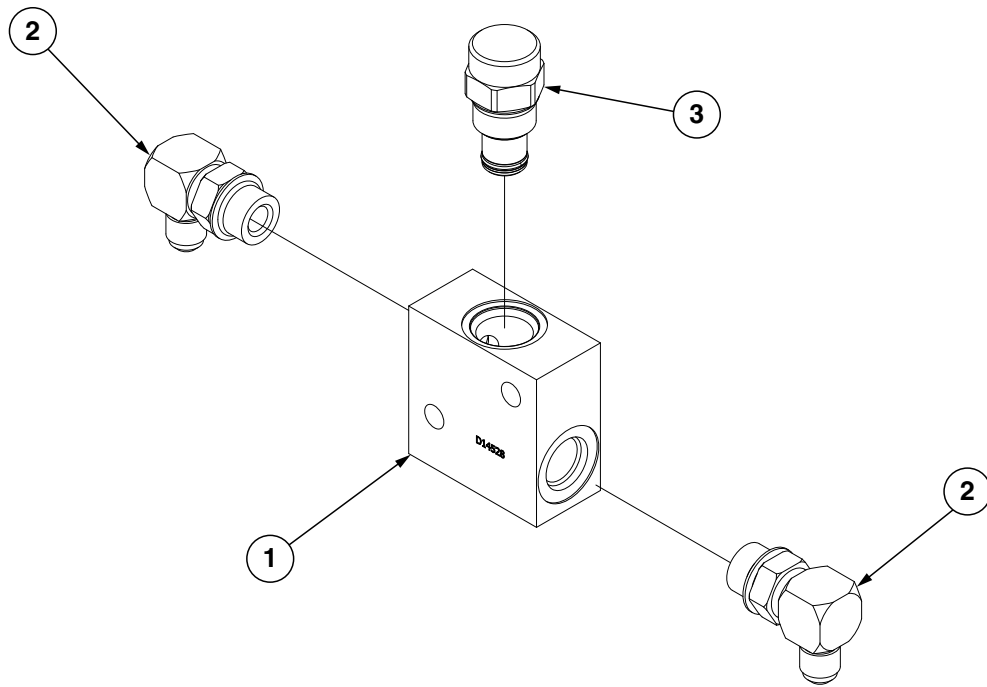
ITEM	PART NO.	QTY.	DESCRIPTION
1	---	-	"Valve Assembly" on page 35
2	G6801-06	2	Elbow W/O-Ring, 90°, 1/16"-18 Male JIC To O-Ring
3	G6801-08-06 GR1045	1 -	Elbow W/O-Ring, 90°, 1/4"-16 Male JIC To 1/16"-18 O-Ring O-Ring
4	G6602-06	2	Swivel Tee, 1/16"-18 JIC
5	G6506-06-04	1	Swivel Connector, 1/16"-18
6	G6801-06-08 GR1037	1 -	Elbow W/O-Ring, 90°, 1/16"-18 Male JIC To 1/4"-16 O-Ring O-Ring
7	G6801-LL-06-08	1	X-Long Elbow W/O-Ring, 90°, 1/16"-18 Male JIC To 1/4"-16 O-Ring

(A22715)



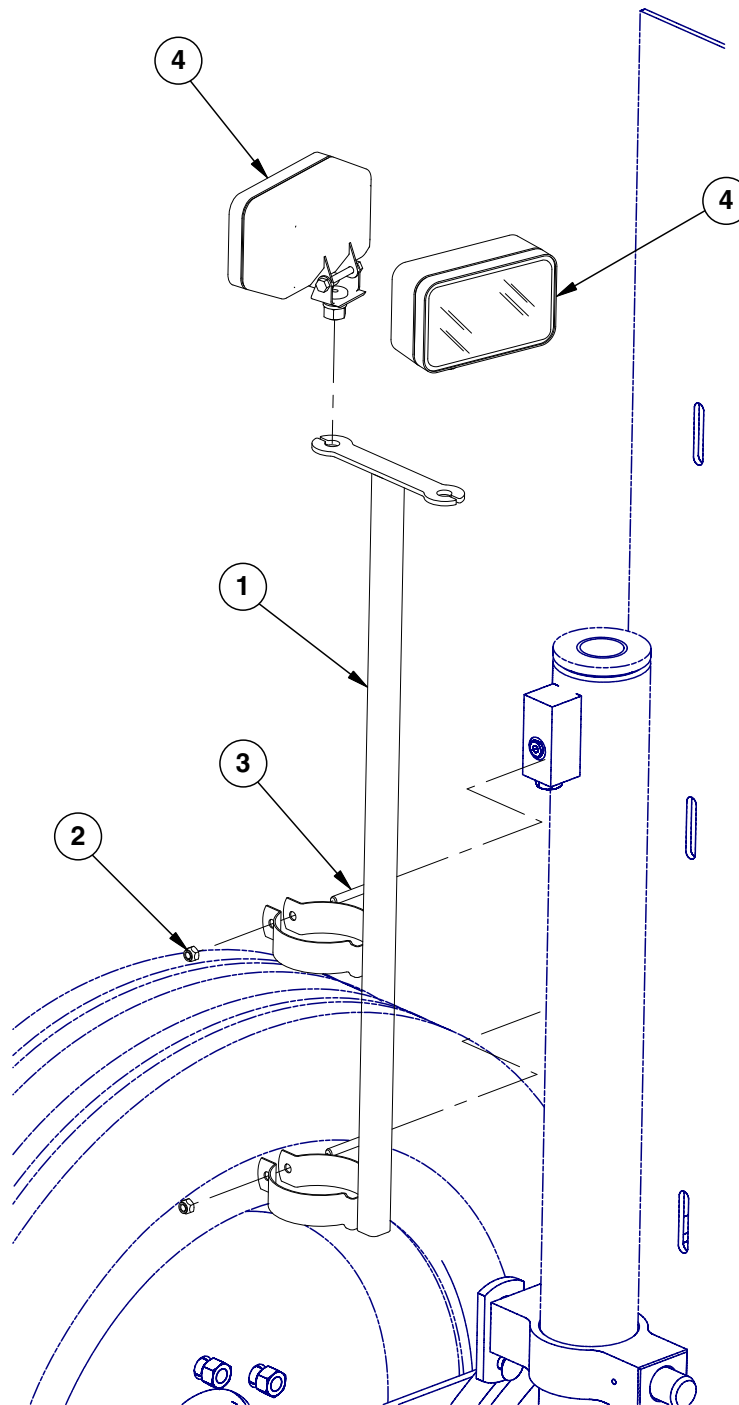
ITEM	PART NO.	QTY.	DESCRIPTION
1	GD32535	1	Relief Valve, 2500 PSI
2	GD32536	1	GFX Valve
3	GD32538	1	GFX Manifold Gauge
4	GD32539	1	GFX Manifold Sensor
5	GD32537	1	Solenoid

(A22725)



ITEM	PART NO.	QTY.	DESCRIPTION
1	GD14528	1	Valve Block
2	G6801-06-08 GR1037	2 -	Elbow W/O-Ring, 90°, 1/16"-18 Male JIC To 1/4"-16 O-Ring O-Ring
3	GA22726	1	Flow Control Valve

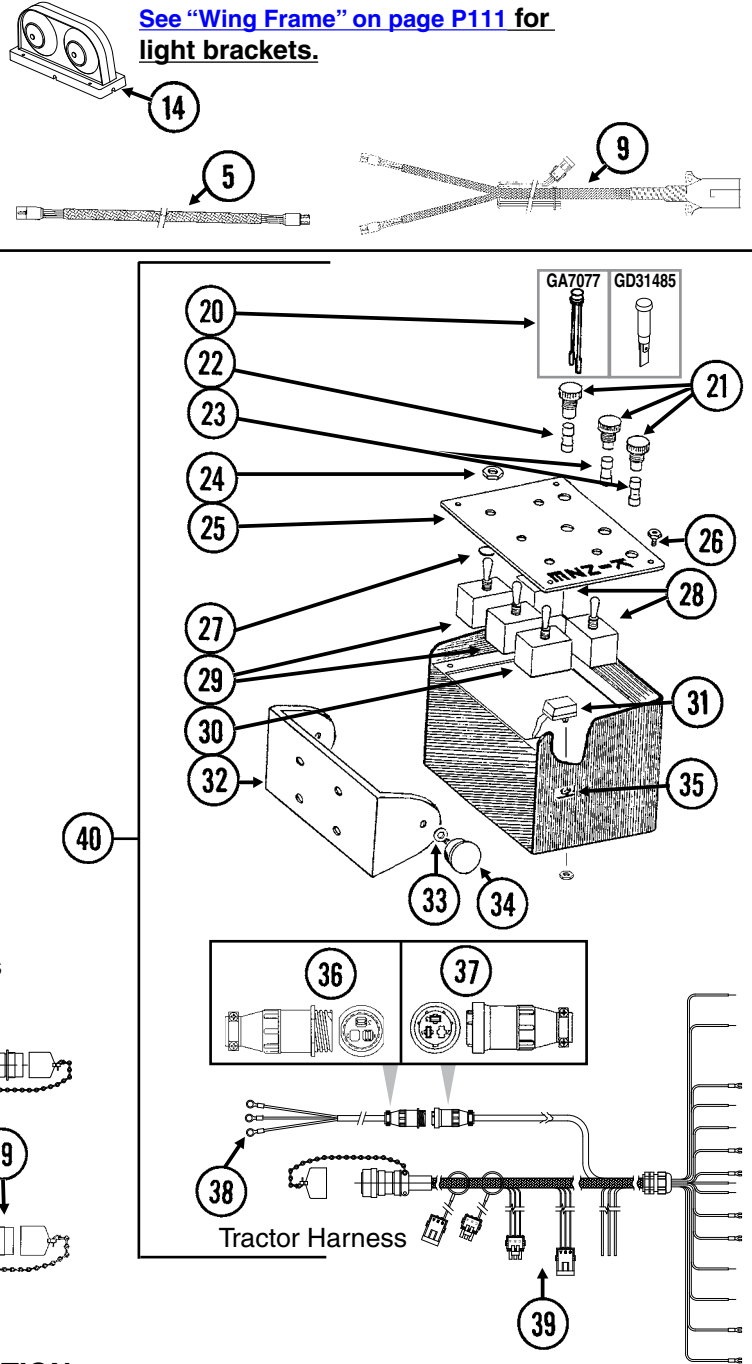
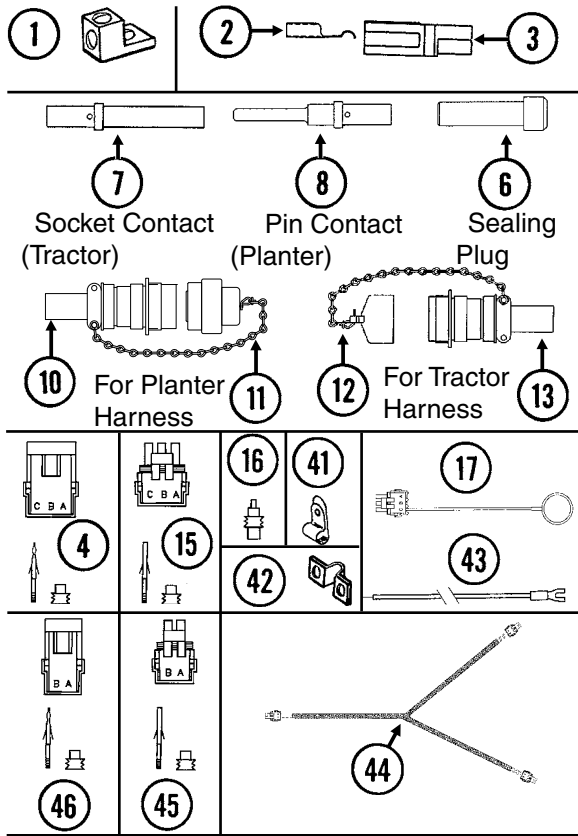
(IP1259)



ITEM	PART NO.	QTY.	DESCRIPTION
1	GA14571	1	Light Mount
2	G10109	2	Lock Nut, 5/16"-18, Grade 8
3	G10041	2	Hex Head Cap Screw, 5/16"-18 x 2"
4	GA15101 GR1981	2 -	Work Light Assembly Bulb H3-55W

This page left blank intentionally.

(TWL19a/TWL18/ELC14/ELC3a/ELC5c/MTR27a/ELC39/TWL26e/ELC8/A9481/ELC12b/MTR27v/A9689b/A10924ELC4/FF27b/FF27c/ELC38/A9201a/A9202a/TWL20g/ELC34/ELC35/ELC10c)

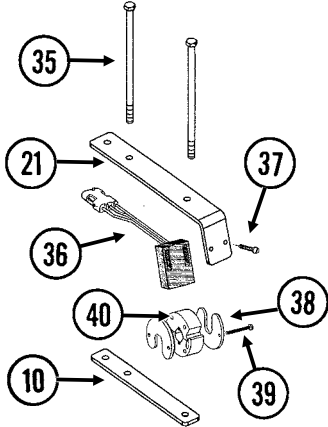


ITEM	PART NO.	QTY.	DESCRIPTION
1	GA3584	-	Ground Clamp
2	GD9530	-	Contact
3	GD9529	-	Housing, Black
	GD12726	-	Housing, Red
4	G1K248	-	3-Pin Female Connector Kit (Black), Includes: (3) 3-Pin Female Housings, (9) Pin Contacts, (9) Seals
5	GA9096	-	Harness Extension, 42"
6	GD8739	-	Sealing Plug, No. 12
7	GD8740	-	Socket Contact, No. 14
8	GD8741	-	Pin Contact, No. 14
9	GA9202	-	Wiring Harness W/7 Terminal Female Connector, 786" (2 Light Connections), 12 Row 30"
	GA9204	-	Wiring Harness W/7 Terminal Female Connector, 882" (2 Light Connections), 16 Row 30"
	GA5385	-	7 Terminal Female Connector (Included W/GA9202 and GA9204)

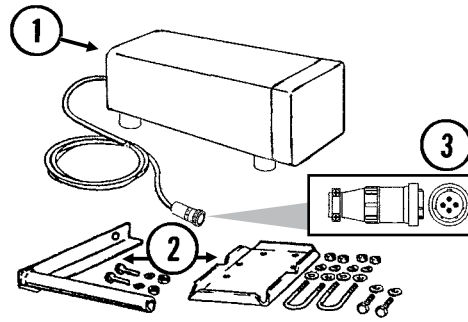
ITEM	PART NO.	QTY.	DESCRIPTION
10	GA6109	1	Connector W/Cable Clamp, 23 Pin Capacity
11	GD32092	-	Dust Cap W/Chain
12	GA7863	-	Dust Cap W/Chain
13	GA6108	1	Connector W/Cable Clamp, 23 Socket Capacity
14	GA6699	1	Double Light Assembly (Shown)
	GA6700	1	Double Light Assembly
	GA6701	1	Single Amber Light Assembly
	GR1956	-	Amber Lens Kit, Includes: (1) Amber Lens, (1) Gasket, and (3) Hex Head Cap Screws (Included With GA6699 and GA6700)
	GR1957	-	Red Lens Kit, Includes: (1) Red Lens, (1) Gasket, and (3) Hex Head Cap Screws (Included With GA6699 and GA6700)
	GR1958	-	Black Cover Kit, Includes: (1) Black Cover, (1) Gasket, and (3) Hex Head Cap Screws (Included With GA6699 and GA6700)
	GR1208	-	Bulb
15	G1K252	-	3-Pin Male Connector Kit (Black), Includes: (3) 3-Pin Male Housings, (9) Socket Contacts, (9) Seals
16	GD11089	-	Sealing Plug
17	GA8047	-	Dust Plug (Black)
18	GA16338	1	3600 Planter Cable, 12 Row 30"
	GA16339	-	3600 Planter Cable, 16 Row 30"
19	GA11736	-	Harness Extension W/Dust Caps, 180"
20	GA7077	1-4	Indicator Light
	GD31485	1	LED Indicator Light
21	GA2612	3-5	Fuse Holder W/Spade, 1 ^{33/50} "
22	GD2829	1-2	Fuse, 15 Amp, Type AGC
23	GD10243	2-6	Fuse, MDL 10 Amp Delay Action
24	GR1363	5	Hex Face Nut, 1 ^{5/32} "-32
	GR1364	5	Internal Tooth Lock Washer, 1 ^{5/32} "
25	GA8734	1	Cover Plate (Shown)
	GA8735	-	Cover Plate, Planters Equipped With Two-Speed Point Row Clutch
26	GR1292	4	Pan Head Screw, No. 8-32 x 1/2"
27	GD3860	-	O-Ring (If Applicable)
28	GA2528	2	Switch, 3 Position Toggle, On-Off-On
29	GA6978	2	Switch, 3 Position Toggle, Momentary On-Off-Momentary On
30	GA6977	1-2	Switch, 2 Position Toggle, On-Off
31	GA8731	1	Switch, Push Button W/Transformer
32	GD9896	1	Mounting Bracket
33	G11385	4	Flat Washer, 1/4" SAE
34	GA6975	2	Knob
35	GR1290	2	Cage Nut, 1/4"-20
36	G1K267	-	Console Cable Connector Kit, Includes: (1) 3-Pin Connector, (1) Cable Clamp, (3) Male Terminal Pins
37	G1K268	-	Console Cable Connector Kit, Includes: (1) 3-Pin Connector, (1) Cable Clamp, (1) Lock Ring, (3) Female Terminal Pins
38	GA17547	1	Power Adapter Cable
39	GA16340	1	Control Box Cable
40	G7633X	-	Backlit Control Console Assembly W/Mounting Brackets, Short Harness W/Dust Cap And Power Cable
	G7639X	-	Backlit Control Console Assembly W/Mounting Brackets, Short Harness W/Dust Cap And Power Cable (Planters Equipped With Two-Speed Point Row Clutch)
41	GD22965	-	Insulated Clamp, 1/4"
	GD6291	-	Insulated Clamp, 3/8"
	GD13348	-	Insulated Clamp, 1 ^{1/16} "
42	GD13310	-	Jumper, 7/16"
43	GA9481	-	Jumper Wire W/Fork Terminal, 13"
	G10996	-	Fork Terminal
44	GA10924	1	Wiring Harness, 348"
	GA5385	-	7 Terminal Female Connector
45	G1K320	-	2-Pin Male Connector Kit (Black), Includes: (3) 2-Pin Male Housings, (6) Socket Contacts, (6) Seals
46	G1K321	-	2-Pin Female Connector Kit (Black), Includes: (3) 2-Pin Female Housings, (6) Pin Contacts, (6) Seals

NOTE: See ["Point Row Clutch" on page P131](#) or See ["Two-Speed Point Row Clutch" on page P133](#) for R.H. and L.H. Wiring Harness for the point row clutches. See ["KPM III Electronic Seed Monitor" on page P193](#) for those components.



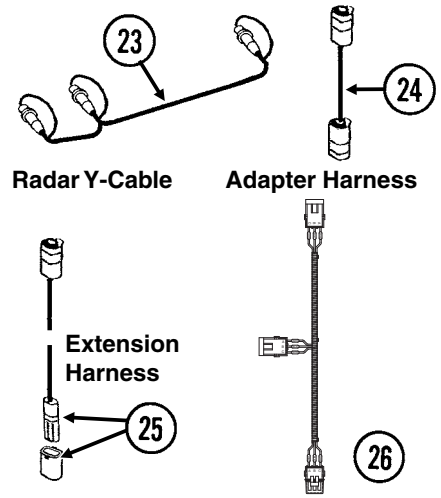
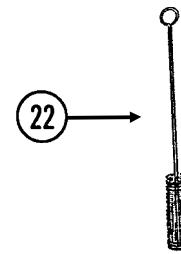
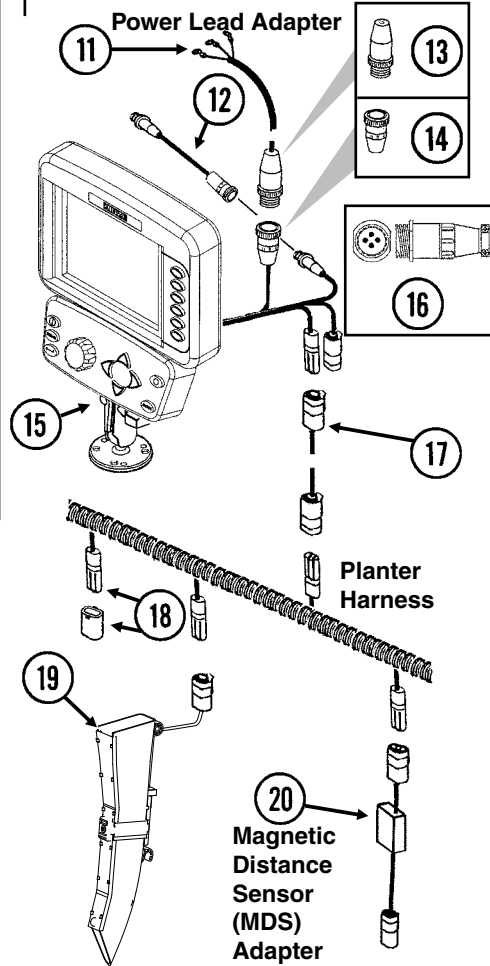
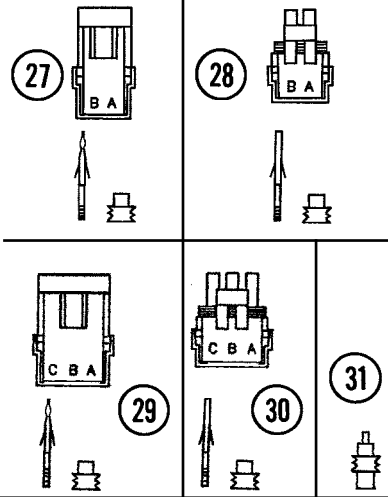
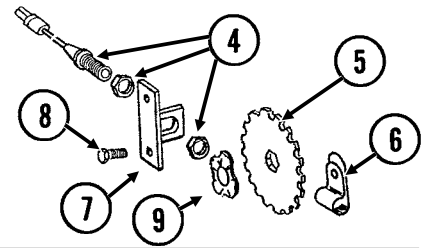
(MTR59) **Shaft Rotation Sensor**



Radar Distance Sensor



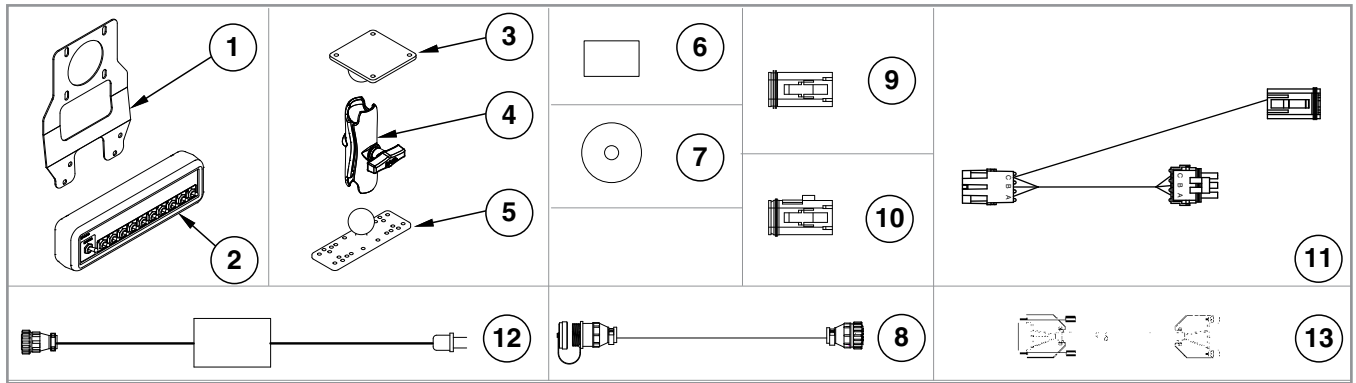
Magnetic Distance Sensor (MDS)



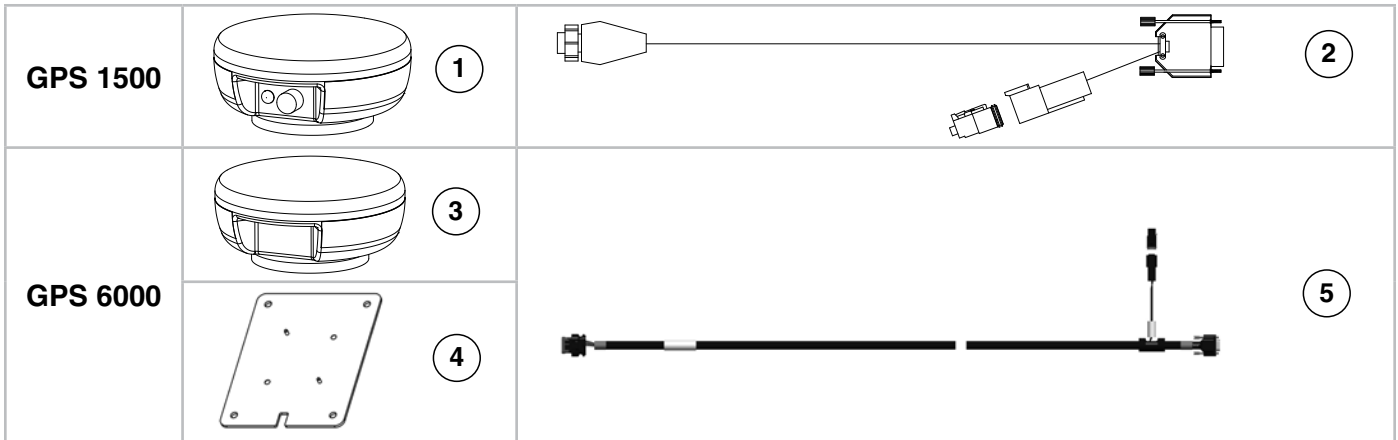
ITEM	PART NO.	QTY.	DESCRIPTION
1	GA7858	-	Radar Distance Sensor W/20' Cable
2	GA8026	-	Radar Sensor Pipe/Mounting Bracket Package
3	G1K323	-	4-Pin Connector Kit W/Female Housing, Includes: (4) Pins, (1) Cable Clamp
4	GA5600	1	Magnetic Distance Sensor
5	GD8751	-	Magnetic Distance Sensor Pulse Wheel
6	GD13348	-	Insulated Clamp, 1 $\frac{1}{16}$ "
7	GD8770	1	Bracket
8	G10001	2	Hex Head Cap Screw, $\frac{3}{8}$ "-16 x 1"
	G10229	2	Lock Washer, $\frac{3}{8}$ "
	G10101	2	Hex Nut, $\frac{3}{8}$ "-16
9	GD8771	1	Spring Wave Washer
10	GD18168	2	Mount
11	GA17547	1	Power Lead Adapter
12	GA9144	-	Monitor/Radar Adapter Cable, 10"
13	G1K267	-	Console Cable Connector Kit, Includes: (1) Cable Clamp, (1) 3-Pin Connector, (3) Male Terminal Pins
14	G1K268	-	Console Cable Connector Kit, Includes: (1) Cable Clamp, (1) 3-Pin Connector, (1) Lock Ring, (3) Female Terminal Pins
15	G8647x	-	KPM III Backlit Console W/Brush (Item 22), Dust Plug (Item 33), Console Mounting Bracket Hardware And Power Harness
	GA12403	-	Mounting Bracket Assembly, Includes: (2) Mounting Brackets, (2) Connector Halves, (1) Compression Spring, (1) Tension Knob, (1) $\frac{1}{4}$ "-20 x $\frac{1}{4}$ " Hex Head Cap Screw, (1) $\frac{1}{4}$ " Plastic Washer, (1) $\frac{1}{4}$ " Steel Washer
	GR1762	-	Console Mounting Bracket Hardware Package, Includes: (3) No. 10-32 x $\frac{5}{8}$ " Hex Socket Pan Head Screws, (3) No. 10 Lock Washers (Included W/G8647X)
	GA16082	-	Power Harness (Included W/G8647X)
16	G1K322	-	4-Pin Connector Kit W/Male Housing, Includes: (4) Female Socket Contacts And (1) Cable Clamp
17	---	-	See Tractor/Planter Wiring Harness, Items 18 And 39 on page P191
18	GA7852	-	Planter Harness W/Dust Caps (20 Connectors)
	GD11993	-	Dust Cap
19	GA21515	-	Seed Tube W/Computerized Sensor
	GA20902	-	Seed Tube (With Holes For Sensor Installation)
20	GA7859	1	Magnetic Distance Sensor Adapter (Analog To Digital)
21	GD18118	2	Shaft Sensor Mount
22	GR0594	-	Brush
23	GR0586	1	Radar Y-Cable (Used To Connect Radar Distance Sensor For Multiple Functions)
24	GA7857	-	Adapter Harness, 1'
25	GA7854	-	Extension Harness W/Dust Cap, 15'
	GA7855	-	Extension Harness W/Dust Cap, 30'
	GD11993	-	Dust Cap (Included W/GA7854 and GA7855)
26	GA7853	-	Junction Y-Harness W/Dust Cap
	GD11993	-	Dust Cap (Included W/GA7853)
27	G1K321	-	2-Pin Female Connector Kit (Black), Includes: (3) 2-Pin Female Housings, (6) Pin Contacts, (6) Seals
28	G1K320	-	2-Pin Male Connector Kit (Black), Includes: (3) 2-Pin Male Housings, (6) Socket Contacts, (6) Seals
29	G1K248	-	3-Pin Female Connector Kit (Black), Includes: (3) 3-Pin Female Housings, (9) Pin Contacts, (9) Seals
	G1K362	-	3-Pin Female Connector Kit (Blue), Includes: (3) 3-Pin Female Housings, (9) Pin Contacts, (9) Seals

Continued on the next page.

ITEM	PART NO.	QTY.	DESCRIPTION
30	G1K252	-	3-Pin Male Connector Kit (Black), Includes: (3) 3-Pin Male Housings, (9) Socket Contacts, (9) Seals
	G1K363	-	3-Pin Male Connector Kit (Blue), Includes: (3) 3-Pin Male Housings, (9) Socket Contacts, (9) Seals
31	GD11089	-	Sealing Plug
32	G1K249	-	Acre Counter Switch Kit
33	GA8046	-	Dust Plug (Black)
	GA9978	-	Dust Plug (Blue)
34	GA8047	-	Dust Plug (Black)
	GA9979	-	Dust Plug (Blue)
35	G10686	4	Hex Head Cap Screw, 3/8"-16 x 8"
	G10229	4	Lock Washer, 3/8"
	G10101	4	Hex Nut, 3/8"-16
36	GR1415	1	Rotation Sensor
37	G11288	2	Pan Head Screw, No. 10-32 x 1 1/4"
	G10243	2	Washer, No. 10 SAE
	G10758	2	Hex Nut, No. 10-32
38	GD11474	2	Cover
39	G10927	2	Pan Head Machine Screw, No. 8-32 x 1 1/4", Stainless Steel
	G10931	2	Lock Washer, No. 8, Internal/External, Stainless Steel
	G10928	2	Hex Nut, No. 8-32, Stainless Steel
40	GR1414	1	Actuator
A	GA6147	-	Magnetic Distance Sensor And Mounting Package (Items 4-9)
B	GR1763	-	KPM III Loaner (Display Only)
C	GA13521	-	Shaft Sensor Mounting Package (Items 10, 21, 35, and 37-39)
D	GA8135	-	Shaft Rotation Kit, Includes: (2) Actuators (2) Rotation Sensors



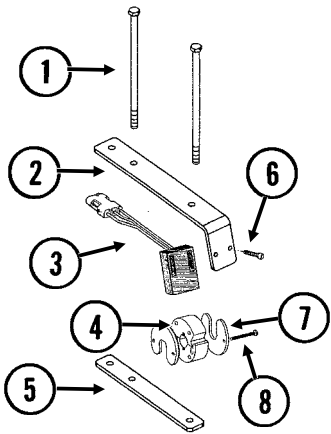
ITEM	PART NO.	QTY.	DESCRIPTION
1	GR1916	1	Switch Box Bracket
2	GA12539	1	Switch Box Module
3	GD18408	1	Ram Vesa Base
4	GA12868	1	Ram Double Socket Arm
5	GD18407	1	Ram Base
6	GA14449	1	Flash Drive (Integra)
7	GR1836	1	SMS CD
8	GA13562	1	Cable Extension, 180"
9	GR1838	1	Dust Plug
10	GR1839	1	Dust Plug
11	GA13572	1	Multi-Product Cable
12	GA12852	1	Power Supply
13	GA12853	1	Null Modem Cable
A	GA14448	-	Ram Mount Hardware Kit



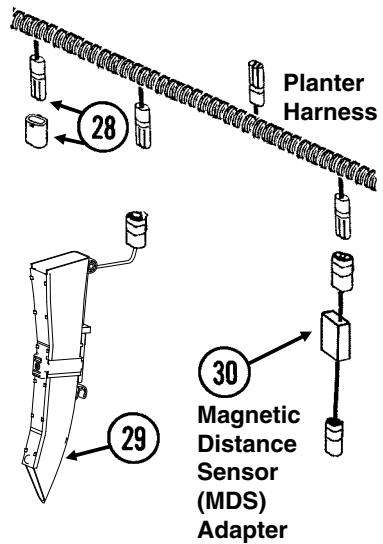
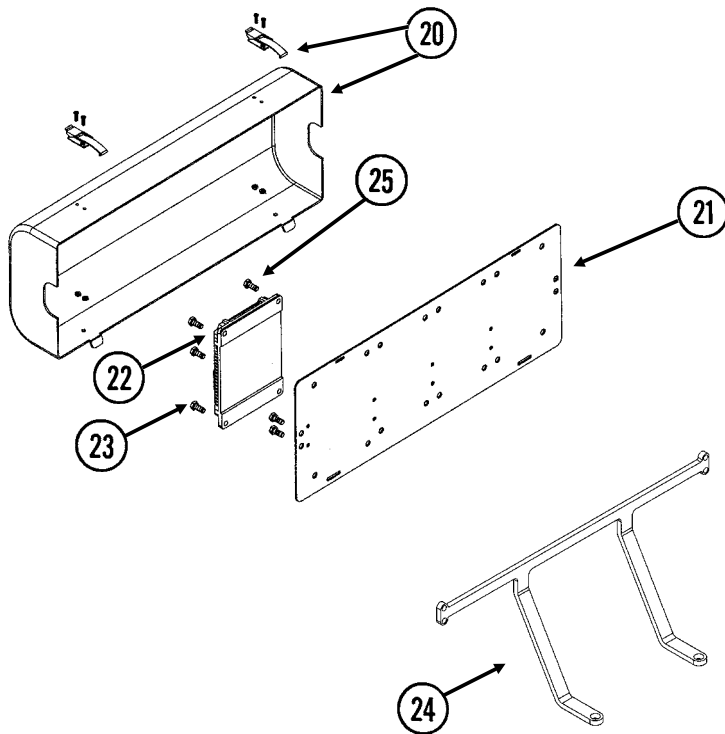
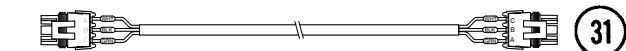
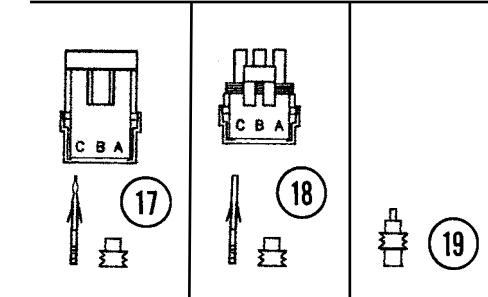
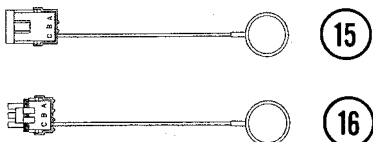
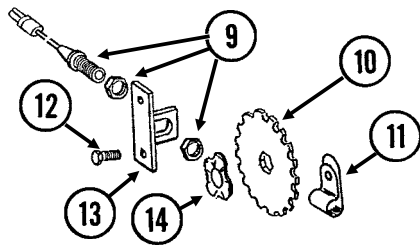
ITEM	PART NO.	QTY.	DESCRIPTION
1	GA12552	1	GPS Antenna, 1500 (Subs to G9421X)
2	GA15464	1	GPS Cable, 1500 (Subs to G9421X)
3	GA21151	1	GPS Antenna, 6000
4	GA21152	1	GPS Mounting Bracket
5	GA20903	1	GPS Cable, 6000
A	G9421X	-	GPS 6000 Antenna Package (Items 3-5)

This page left blank intentionally.

Shaft Rotation Sensor



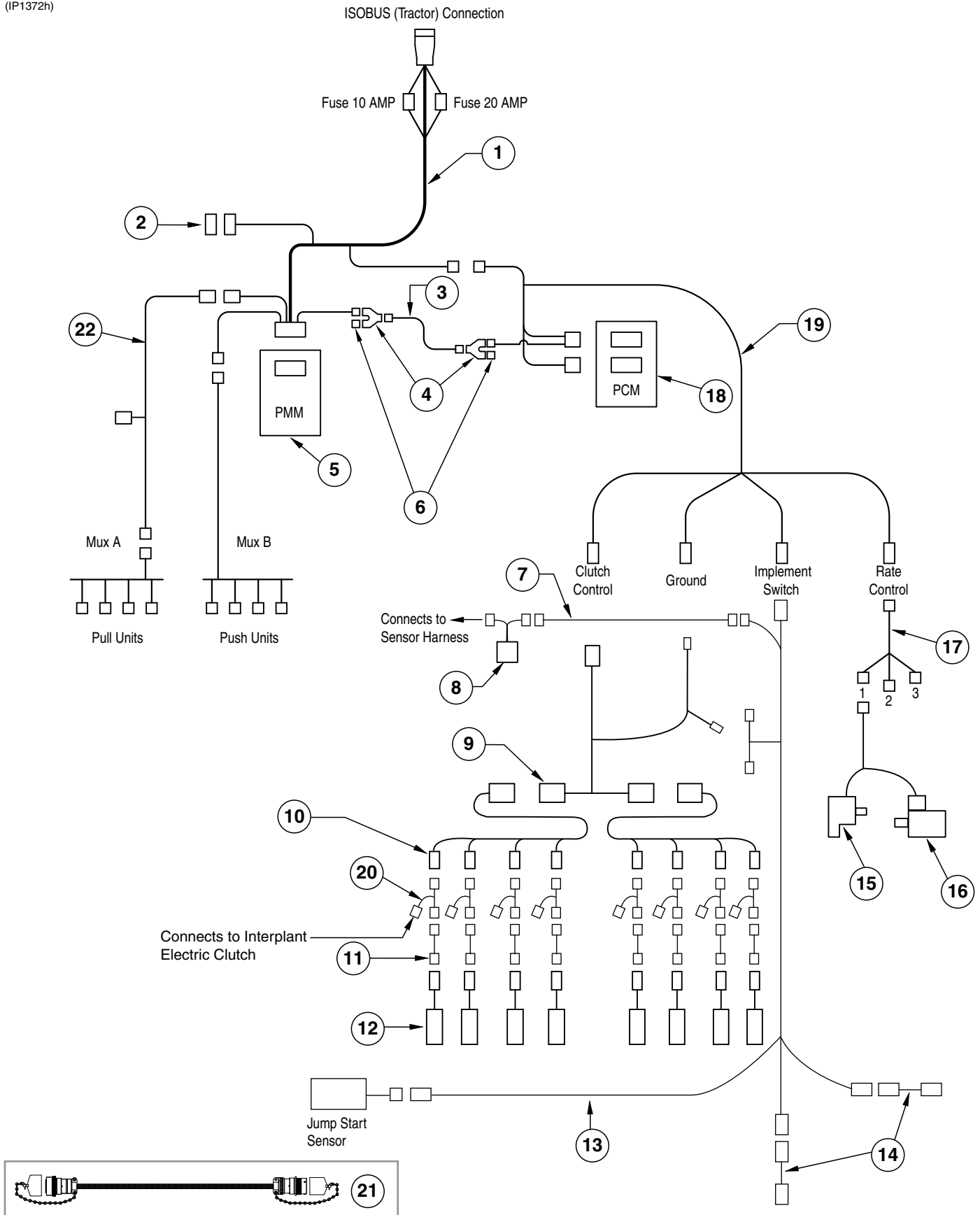
Magnetic Distance Sensor (MDS)



ITEM	PART NO.	QTY.	DESCRIPTION
1	G10686	4	Hex Head Cap Screw, 3/8"-16 x 8"
	G11091	4	Serrated Flange Nut, 3/8"-16
2	GD18118	2	Shaft Sensor Mount
3	GR1415	1	Rotation Sensor
4	GR1414	1	Actuator
5	GD18168	2	Mount

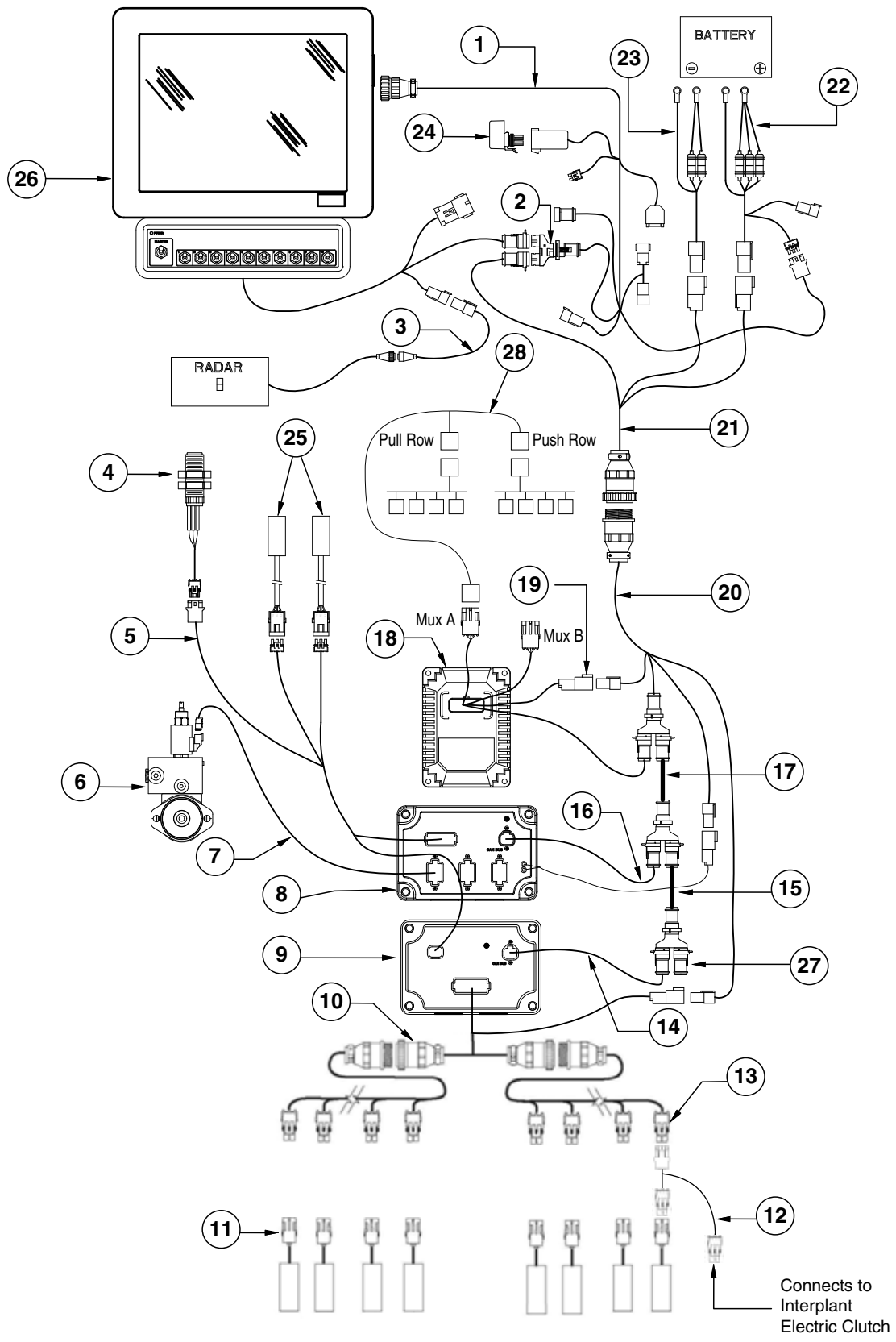
ITEM	PART NO.	QTY.	DESCRIPTION
6	G11288	2	Pan Head Screw, No. 10-32 x 1½"
	G10243	2	Washer, No. 10 SAE
	G10758	2	Hex Nut, No. 10-32
7	GD11474	2	Cover
8	G10927	2	Pan Head Machine Screw, No. 8-32 x 1¼", Stainless Steel
	G10931	2	Lock Washer, No. 8, Internal/External, Stainless Steel
	G10928	2	Hex Nut, No. 8-32, Stainless Steel
9	GA5600	1	Magnetic Distance Sensor
10	GD8751	-	Magnetic Distance Sensor Pulse Wheel
11	GD6291	-	Insulated Clamp, ⅜"
12	G10001	2	Hex Head Cap Screw, ⅜"-16 x 1"
	G10229	2	Lock Washer, ⅜"
	G10101	2	Hex Nut, ⅜"-16
13	GD8770	1	Bracket
14	GD8771	1	Spring Wave Washer
15	GA8046	-	Dust Plug (Black)
	GA9978	-	Dust Plug (Blue)
16	GA8047	-	Dust Plug (Black)
	GA9979	-	Dust Plug (Blue)
17	G1K248	-	3-Pin Female Connector Kit (Black), Includes: (3) 3-Pin Female Housings, (9) Pin Contacts, (9) Seals
	G1K362	-	3-Pin Female Connector Kit (Blue), Includes: (3) 3-Pin Female Housings, (9) Pin Contacts, (9) Seals
18	G1K252	-	3-Pin Male Connector Kit (Black), Includes: (3) 3-Pin Male Housings, (9) Socket Contacts, (9) Seals
	G1K363	-	3-Pin Male Connector Kit (Blue), Includes: (3) 3-Pin Male Housings, (9) Socket Contacts, (9) Seals
19	GD11089	-	Sealing Plug
20	GA12563	1	Module Cover Assembly W/Lock Clamps
	GA12641	-	Lock Clamp (Included W/GA12563)
	G11065	-	Phillips Pan Head Machine Screw, No. 8-32 x ⅝", Stainless Steel (Included W/GA12563)
	G11241	-	Serrated Flange Nut (Included W/GA12563)
21	GD18013	1	Bracket
22	GA12538	1	Planter Monitor Module
23	G10031	4	Hex Head Cap Screw, ⅝"-18 x 1¾"
	G10232	4	Lock Washer, ⅝"
	G10106	4	Hex Nut, ⅝"-18
24	GD19295	2	Support
	G10019	6	Hex Head Cap Screw, ⅝"-18 x 1"
	G10232	6	Lock Washer, ⅝"
	G10106	6	Hex Nut, ⅝"-18
25	G10043	2	Hex Head Cap Screw, ⅝"-18 x ¾"
	G10232	2	Lock Washer, ⅝"
	G10106	2	Hex Nut, ⅝"-18
26	GA13551	-	Tee Junction Harness
27	GR0594	-	Brush
28	GA7852	-	Planter Harness W/Dust Caps, 12 Row (20 Connectors)
	GA8050	-	Planter Harness W/Dust Caps, 16 Row (22 Connectors)
	GD11993	-	Dust Cap (Included W/GA7852 and GA8050)
29	GA21515	-	Seed Tube W/Computerized Sensor
	GA20902	-	Seed Tube (With Holes For Sensor Installation) (Included W/GA21515)
30	GA7859	1	Magnetic Distance Sensor Adapter (Analog To Digital)
31	GA16923	-	Dickey John Adapter Cable
A	GA6147	-	Magnetic Distance Sensor And Mounting Package (Items 9-14)

(IP1372h)



ITEM	PART NO.	QTY.	DESCRIPTION
1	GA15881	1	ISOBUS Implement Cable, 456", 12 Row
	GA15907	-	ISOBUS Implement Cable, 540", 16 Row
2	GD22968	1	Terminatin Bias Circuit
3	GA15883	1	CAN Jumper Cable
4	GD22975	1	Y-Splitter, 2-Way
5	GA15290	1	ISOBUS Planter Monitor Module
6	GD22974	1	Terminating Resistor, 2-Way DTM
7	GA16343	1	Jump Start Cable
8	GA12812	1	Hall Effect Adapter
9	GA16382	1	Section Adapter Cable, 12 Row (2 Row)
	GA16375	-	Section Adapter Cable, 16 Row (2 Row)
10	GA16383	2	Clutch Cable (6 Connectors), 12 Row
	GA16376	-	Clutch Cable (8 Connectors), 16 Row
11	GA17200	-	Adapter Clutch HS Driver Cable
12	GA16374	-	See "Ag Leader Electric Clutch" on page P7
13	GA16826	-	Implement Switch Extension Cable
14	GA16829	-	See "Parallel Arms, Mounting Support Plate, and Quick Adjustable Down Forces Springs Option" on page P5
15	GA12565	1	Encoder Module
16	---	-	See "Hydraulic Motor Assembly (Vacuum)" on page P172 See "Hydraulic Motor Assembly (Mechanical)" on page P171
17	GA15884	1	Rate Control Cable
18	GA15288	1	Product Control Module
19	GA15882	1	Product Control Module Cable
20	GA16393	1	Interplant Cable (2 Rows)
	GA16381	-	Interplant Cable (3 Rows)
21	GA16350	-	ISOBUS Extension Cable
22	GA7853	-	Junction Y-Harness W/Dust Cap
	GD11993	-	Dust Cap (Included W/GA7853)

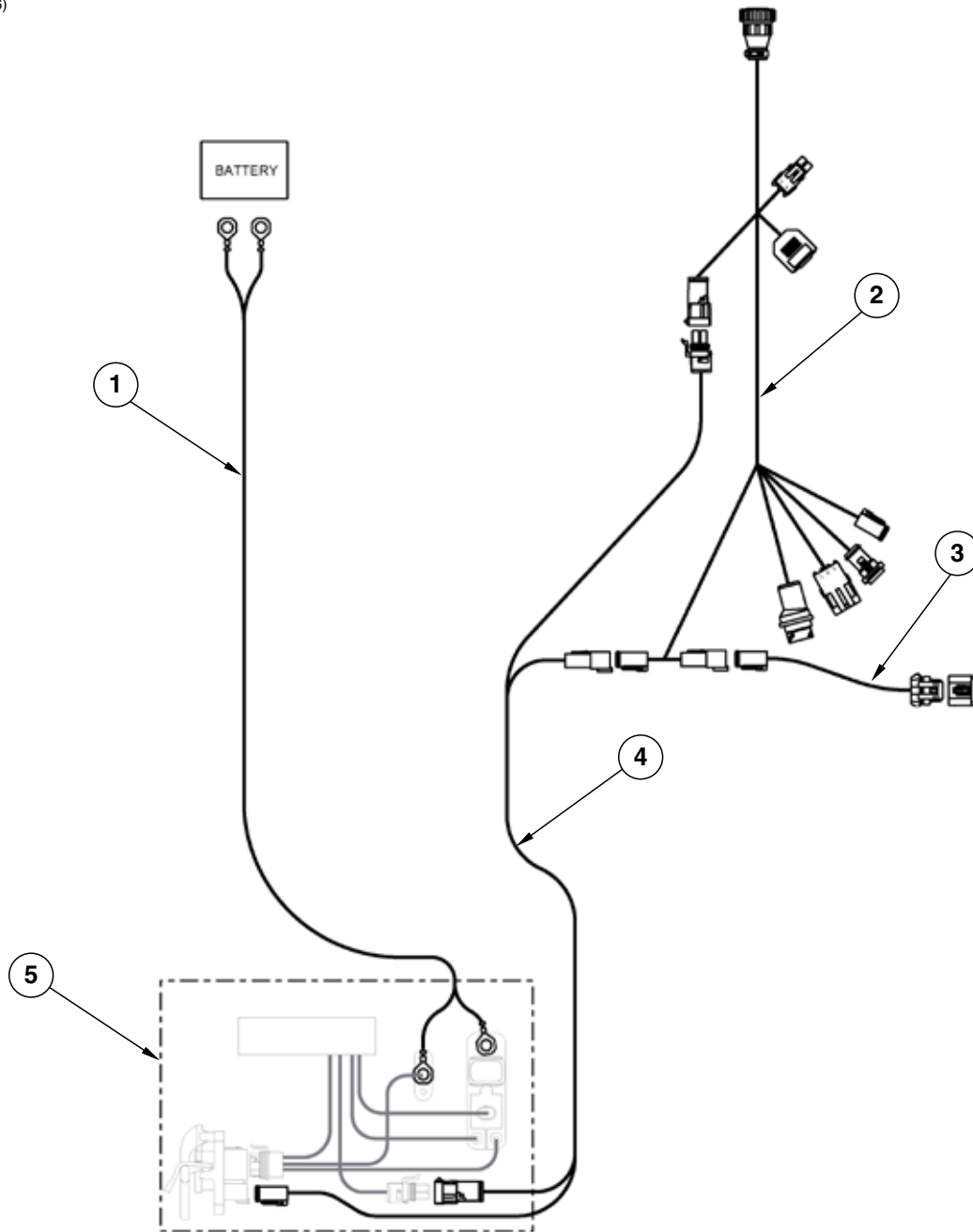
(TP1098g)



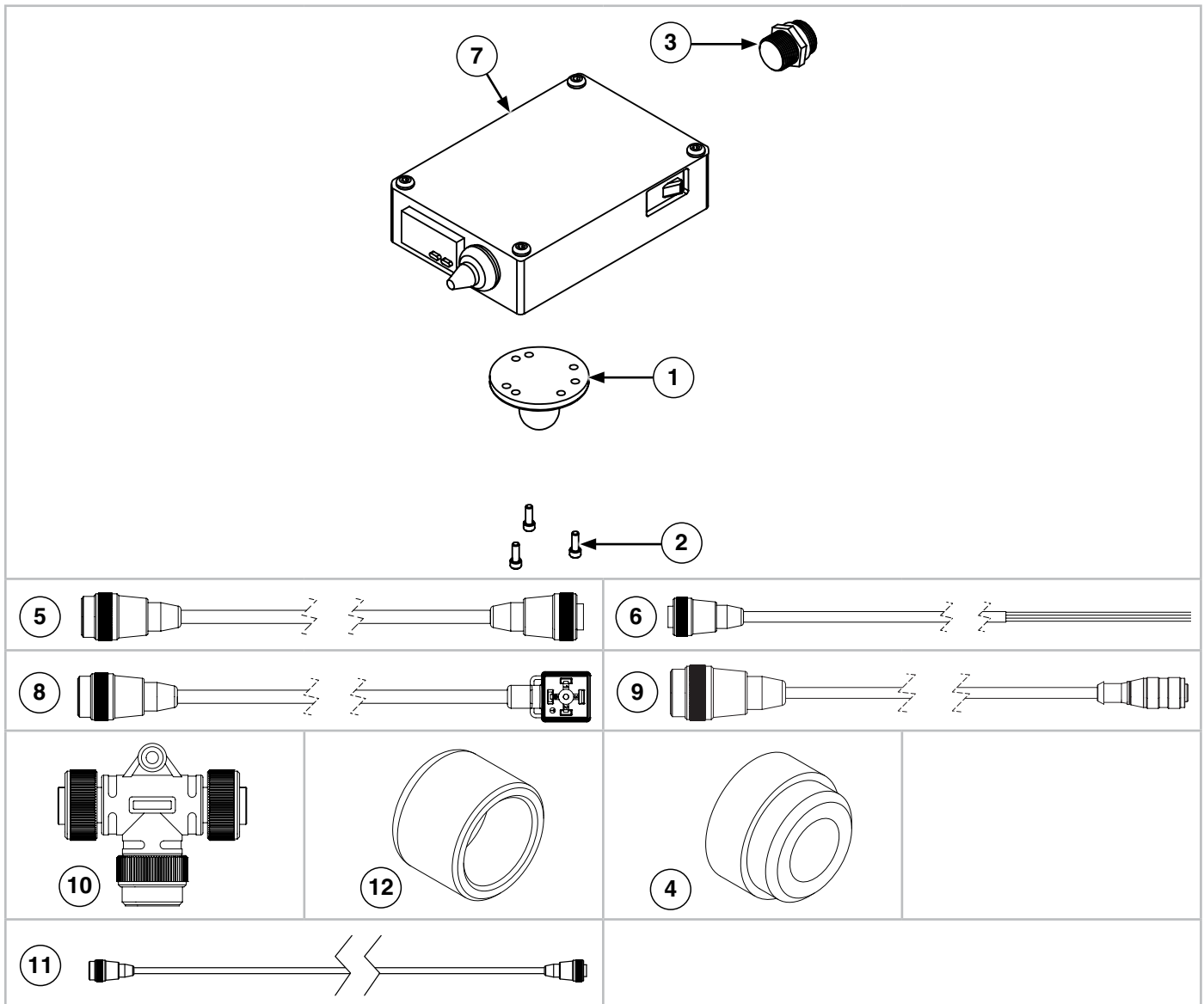
ITEM	PART NO.	QTY.	DESCRIPTION
1	GA16831	1	ISOBUS Integra Display Cable
2	GD18176	1	Y-Splice Connector
3	GA12596	1	Radar Adapter Cable
4	---		Hall Effect Sensor
5	GA16826	-	Implement Switch Extension Cable
6	---	-	See "Hydraulic Motor Assembly (Vacuum)" on page P172 See "Hydraulic Motor Assembly (Mechanical)" on page P171
7	GA12568	1	Seed Rate Cable
8	GA12564	1	Seed Rate Control Module
9	GA12537	1	Clutch Control Module
10	GA16382	1	Section Adapter Cable, 12 Row (2 Row)
	GA16375	-	Section Adapter Cable, 16 Row (2 Row)
11	GA16374	-	See "Ag Leader Electric Clutch" on page P7
12	GA16393	-	Interplant Cable (2 Rows)
	GA16381	-	Interplant Cable (3 Rows)
13	GA16383	1	Clutch Cable (6 Connectors), 12 Row
	GA16376		Clutch Cable (8 Connectors), 16 Row
14	GA12558	1	Can Stub Cable, 8"
15	GA12559	1	Can Extension Cable, 5"
16	GA12566	1	Cab Stub Cable, 6" (Hydraulic Drive)
17	GA12567	1	Can Extension Cable, 4" (Hydraulic Drive)
18	GA16351	1	Planter Monitor Module
19	GA16352	1	PMM Cable
20	GA12555	1	Implement Cable (12 Row)
	GA12655	-	Implement Cable (16 Row)
21	GA14450	1	CAN Adapter Cable
22	GA14452	1	Power Cable
23	GA12598	1	Seed Rate Power Cable
24	GA12540	1	Power Control Relay
25	GA16829	-	See "Parallel Arms, Mounting Support Plate, and Quick Adjustable Down Forces Springs Option" on page P5
26	*GA14447	-	Integra Loaner Display (Display Only) (Shown)
	*GA13554	-	Cobalt Display
27	GD18177	-	Terminator
28	GA7853	-	Junction Y-Harness W/Dust Cap
	GD11993	-	Dust Cap (Included W/GA7853)

*[See "Miscellaneous Display Parts" on page P196](#) for mounting brackets.

(TP1106)

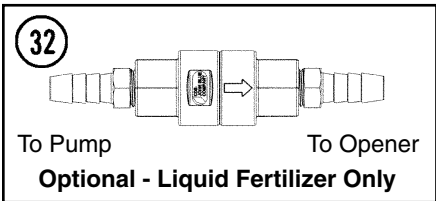
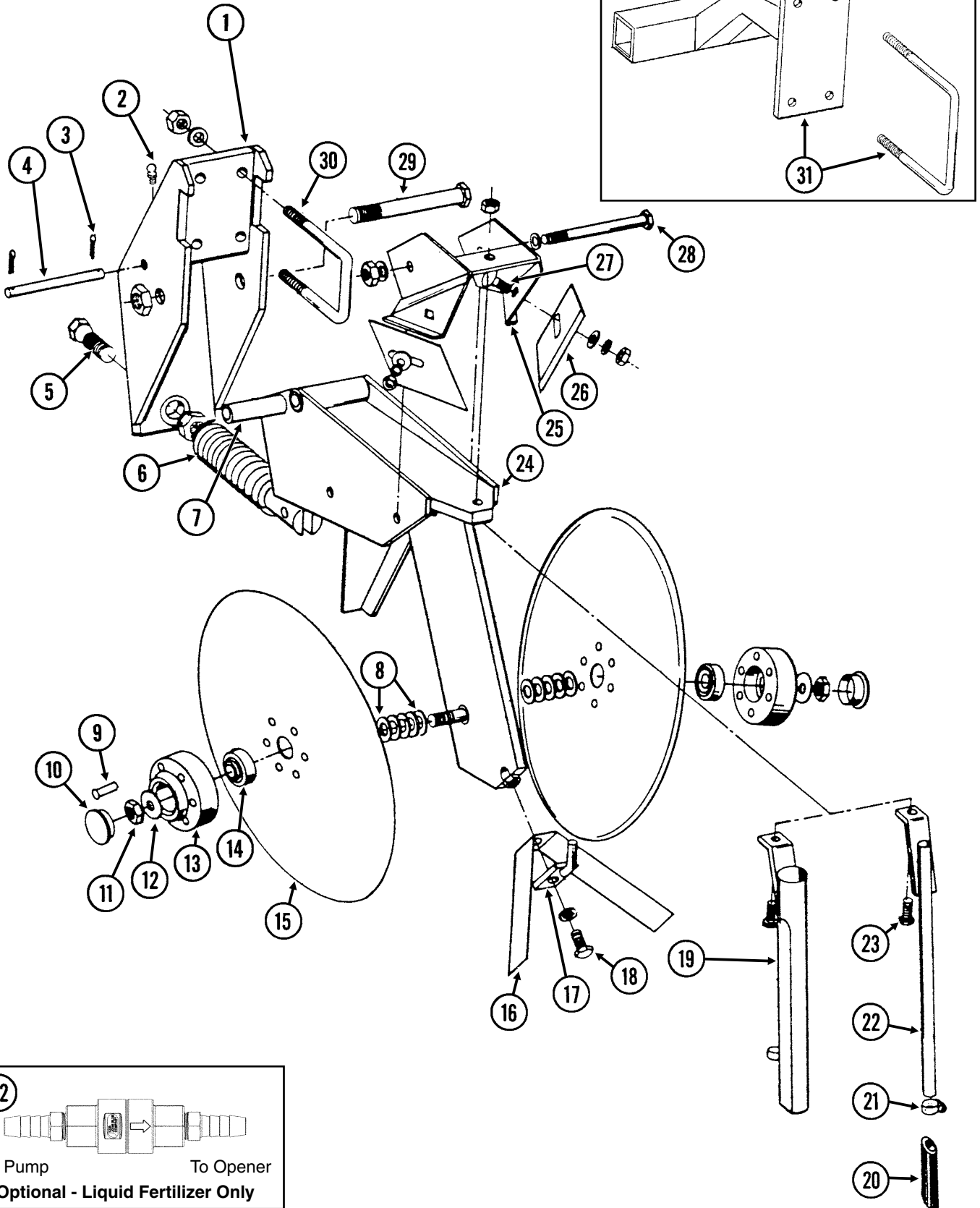


ITEM	PART NO.	QTY.	DESCRIPTION
1	GA16834	1	Battery Cable
2	---	-	See "ISOBUS Electric Clutch Package" on page P201 See "Ag Leader Electric Clutch Package" on page P203
3	GA16355	1	Terminator Cable
4	GA16832	1	ISO Integra Extension Cable
5	GA16833	1	ISO Connector



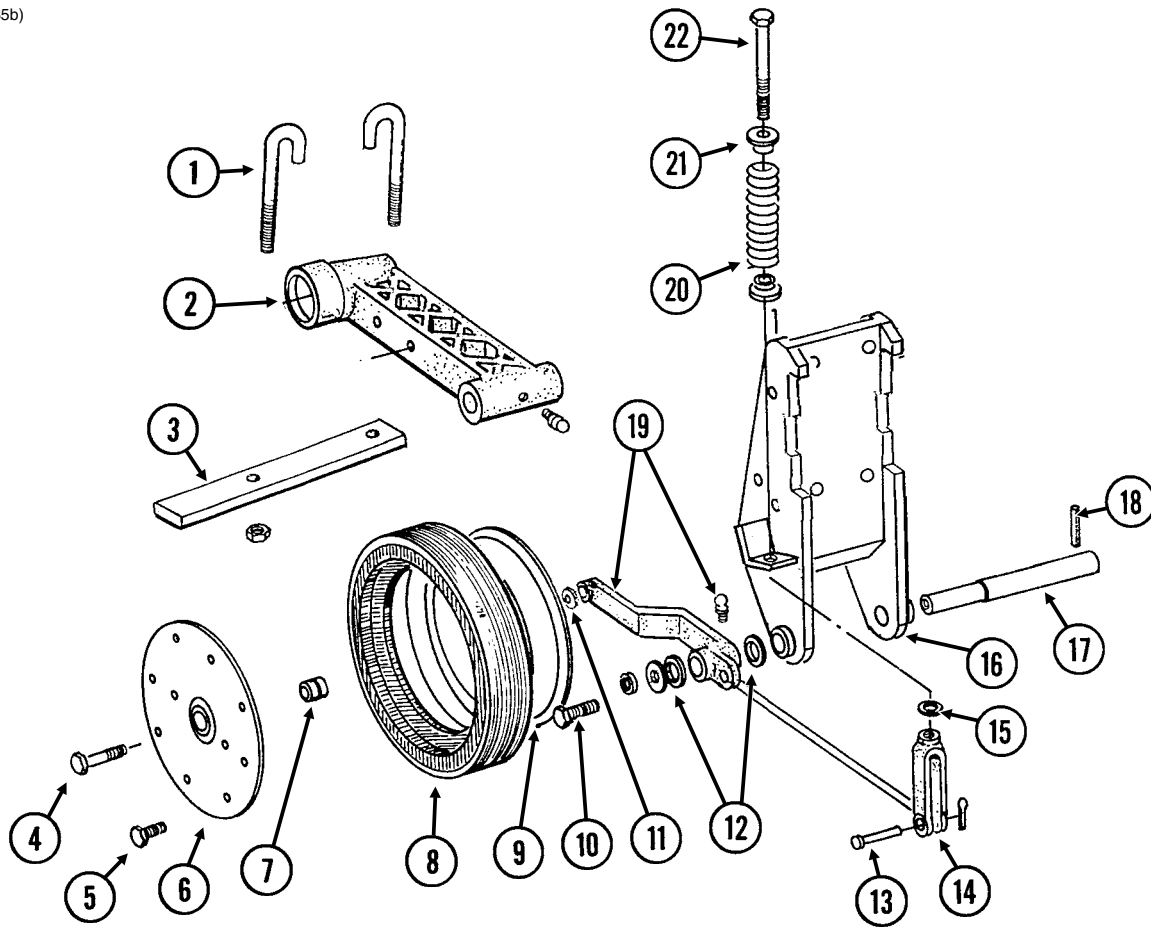
ITEM	PART NO.	QTY.	DESCRIPTION
1	GA22714	1	Ram Mount
2	GR1292	3	Hex Socket Button Head Cap Screw, No. 8-32 x 1/2"
3	GA22713	1	GFX Union
4	GA22736	1	Plug
5	GA22735	1	Data Port Cable, 4-Pin
6	GA22712	1	Power Supply Cable, 2-Pin
7	GA22711	1	Control Box
8	GA22716	1	GFX Cable, 21" (Valve to Tee)
9	GA22717	1	GFX Cable, 21" (Transducer to Tee)
10	GA22718	1	GFX Tee
11	GA22867	1	GFX Armored Cable
12	GA22738	1	Plug

FOC007(PT25e/TWL34a/FRTZ208)



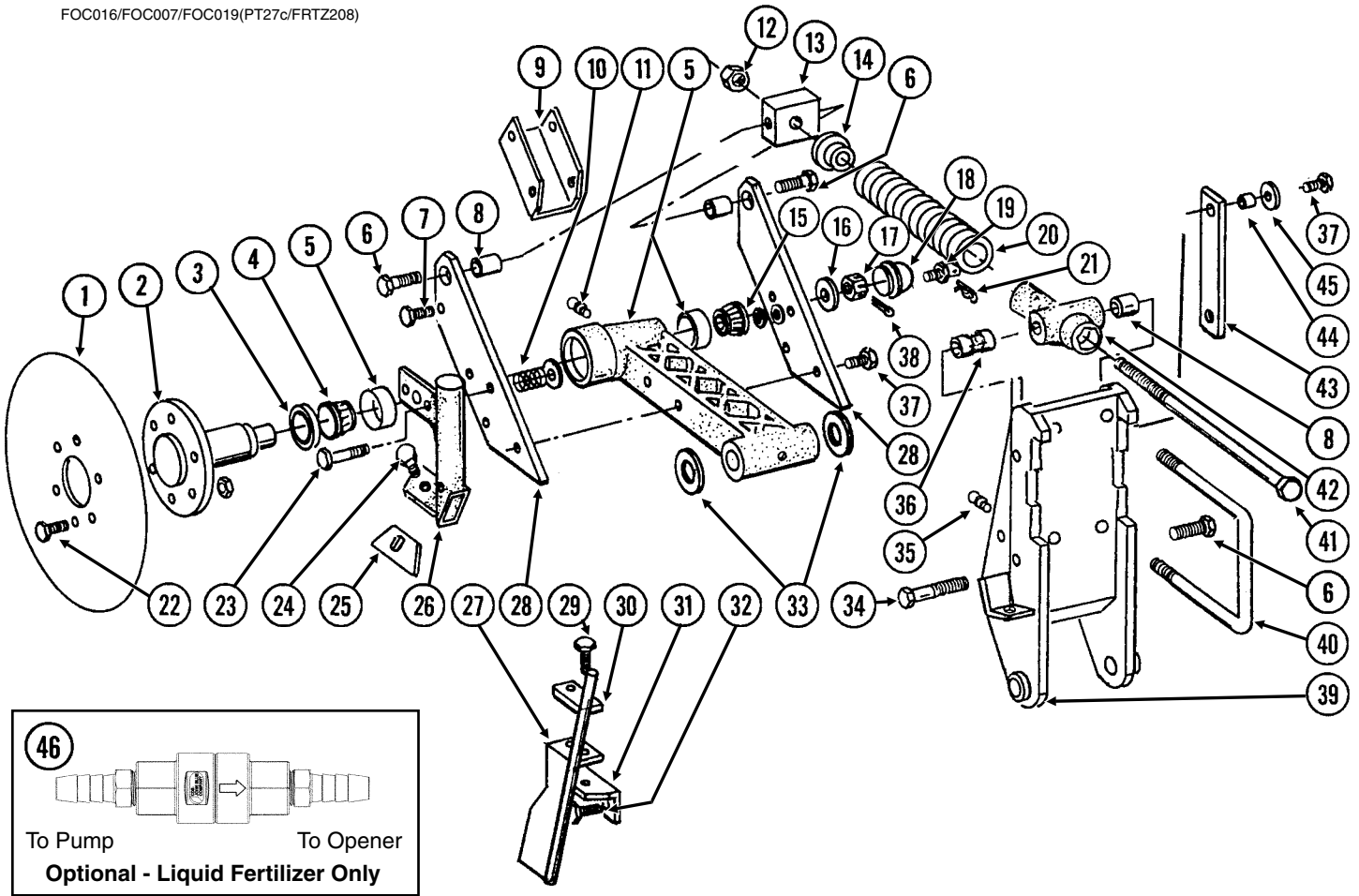
ITEM	PART NO.	QTY. (Per Assy.)	DESCRIPTION
1	GA8483	1	Bracket
2	G10938	1	Grease Fitting, 1/4"-28, Taper Thread
3	G10451	2	Cotter Pin, 1/8" x 1"
4	GD1657	1	Lockup Pin
5	GD0962	1	Hex Head Adjusting Bolt, 5/8"-18 x 3/4"
	G10499	1	Hex Jam Nut, 5/8"-18, Grade 2
6	GA0328	1	Spring
7	GD0487	1	Bushing, 41/64" I.D. x 3 1/2" Long
8	GD30725	-	Machine Bushing, 5/8" (.030" Thick)
9	G10542	12	Rivet, 1/4" x 1 5/16"
10	GD1132	2	Dust Cap
11	G10503	1	Hex Jam Nut, 5/8"-11, Grade 2
	G10504	1	Hex Jam Nut, 5/8"-11, L.H. Threads, Grade 2
12	G10204	2	Special Machine Bushing, 5/8" x 1" O.D.
13	GB0134	2	Hub
14	GA2014	2	Bearing
15	GD11306	2	Disc Blade, 3.5 mm x 15"
16	GD2589	1	Inner Scraper
17	GA0312	1	Mount
18	G10019	1	Hex Head Cap Screw, 5/16"-18 x 1"
	G10232	1	Lock Washer, 5/16"
19	GA1369	-	Drop Tube, Dry Fertilizer
20	GD11705	-	Extension
21	G10681	-	Hose Clamp, No. 6
22	GA8685	-	Drop Tube, Liquid Fertilizer
23	G10133	1	Hex Head Cap Screw, 5/16"-18 x 1 1/2"
	G11386	1	Flat Washer, 5/16" SAE
	G10109	1	Lock Nut, 5/16"-18, Grade 8
24	GA9195	1	Shank
25	GA0810	1	Scraper Mount
26	GD1673	2	Scraper
27	G10305	2	Carriage Bolt, 3/8"-16 x 1"
	G11387	2	Flat Washer, 3/8" SAE
	G10229	2	Lock Washer, 3/8"
	G10101	2	Hex Nut, 3/8"-16
28	G10045	1	Hex Head Cap Screw, 1/2"-13 x 4 1/2"
	G10111	1	Lock Nut, 1/2"-13
29	G10046	1	Hex Head Cap Screw, 5/8"-11 x 5"
	G10107	1	Lock Nut, 5/8"-11
30	GD1138	2	U-Bolt, 2 1/2" x 2 1/2" x 1/2"-13
	G11389	4	Flat Washer, 1/2" Plated SAE
	G10111	4	Lock Nut, 1/2"-13
31	GA7135	1	Mount W/U-Bolts (One Per Opener)
	GD1113	2	U-Bolt, 5" x 7" x 5/8"-11
	G10230	4	Lock Washer, 5/8"
	G10104	4	Hex Nut, 5/8"-11
32	GA15416	1	Check Valve Assembly
	GA15415	1	Check Valve
	G11436	2	Hose Barb, 1/4" Male NPT To 3/8" Barb
A	GA8845	-	Disc Blade And Bearing Assembly (Items 9 And 13-15)

(TWL35d/TWL35b)



ITEM	PART NO.	QTY. (Per Assy.)	DESCRIPTION
1	GD9705	2	J-Bolt, 1/2"-13
	G10228	2	Lock Washer, 1/2"
	G10102	2	Hex Nut, 1/2"-13
2	---	-	See "HD Single Disc Fertilizer Opener (Blade and Drop Tube)" on page P211
3	GD9706	1	Lockup Bar
4	G10010	1	Hex Head Cap Screw, 5/8"-11 x 3"
5	G10961	11	Flanged Whiz Lock Screw, 5/16"-18 x 5/8", No Serration
	G10620	11	Serrated Flange Nut, 5/16"-18
6	GD11954	1	Half Wheel Cover, Nylon
7	GA6171	1	Bearing
8	GD11953	1	Offset Tire
9	GD11423	1	Half Wheel
10	G10438	1	Hex Head Cap Screw, 1/2"-13 x 3/4"
	G10228	1	Lock Washer, 1/2"
	G11389	1	Flat Washer, 1/2" SAE
11	G10230	1	Lock Washer, 5/8"
12	G10526	10	Machine Bushing, 1" (.048" Thick)
13	G10560	1	Clevis Pin, 1/2" x 1 3/4"
	G10456	1	Cotter Pin, 1/8" x 3/4"
14	GD8218	1	Yoke
15	G11391	1	Flat Washer, 5/8" SAE
16	---	-	See "HD Single Disc Fertilizer Opener (Blade and Drop Tube)" on page P211
17	GD7911	1	Pivot Pin
18	G10610	1	Spring Pin, 3/8" x 2"
19	GA8306	-	Wheel Arm W/Grease Fitting, R.H.
	GA8305	1	Wheel Arm W/Grease Fitting, L.H. (Shown)
	G10640	1	Grease Fitting, 1/4"-28 (Included W/GA8305 and GA8306)
20	GD8308	1	Spring
21	GB0212	2	Spring Washer
22	GD9709	1	Special Bolt
A	G1K215	-	Lockup Kit (Items 1 And 3)
B	GA8877	-	Gauge Wheel Complete (Items 5-9)

FOC016/FOC007/FOC019(PT27c/FRTZ208)

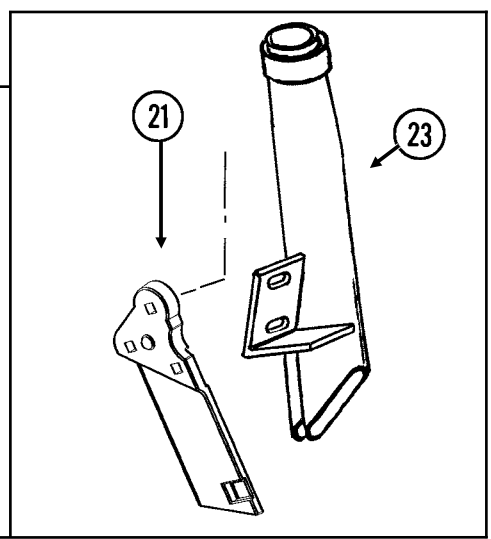
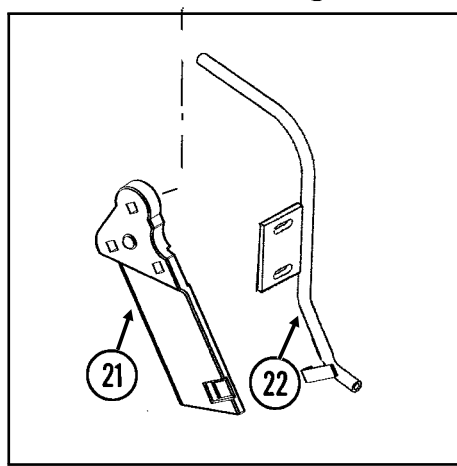
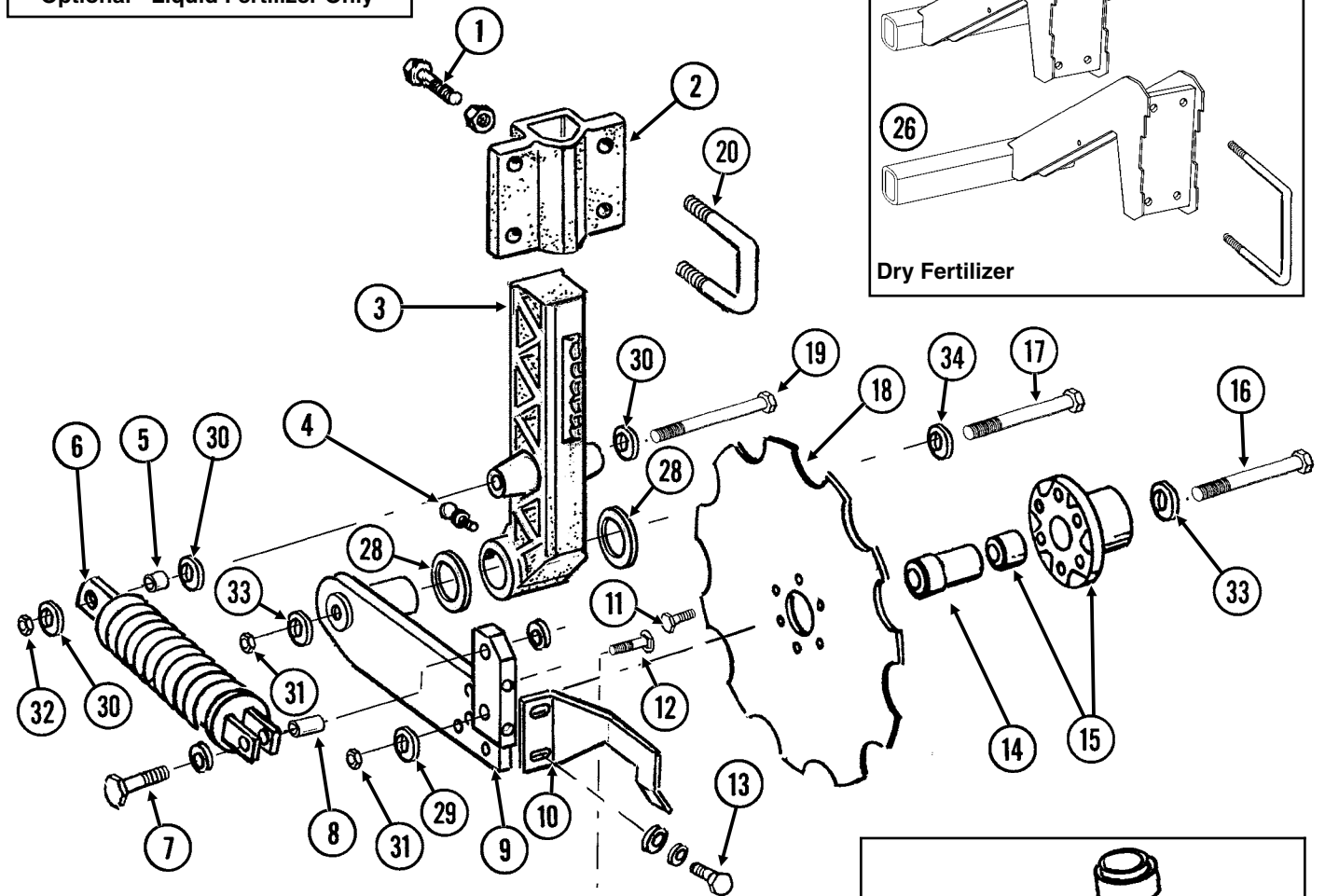
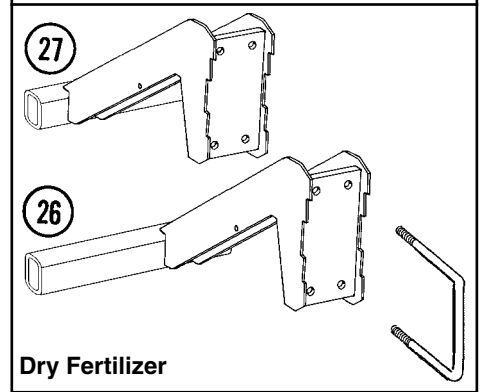
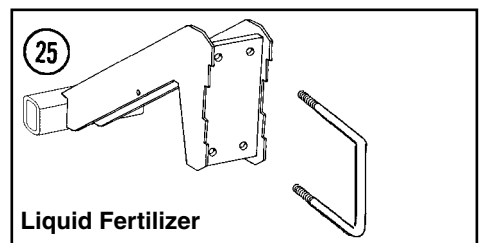
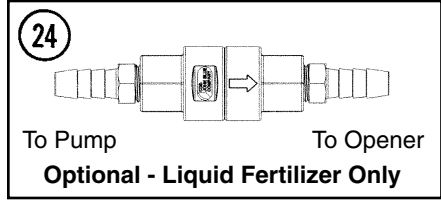


ITEM	PART NO.	QTY. (Per Assy.)	DESCRIPTION
1	GD7900 GD8247	1 -	Disc Blade, 18" Disc Blade, 20" (Optional)
2	GB0205	1	Spindle
3	GA4286	1	Seal
4	GA4287	1	Bearing
5	GA5887 GD6553 GR0188 G11391	1 - - 3	Arm W/Cups And Washers Inner Cup (Included W/GA5887) Outer Cup (Included W/GA5887) Flat Washer, 5/8" SAE
6	G10007	3	Hex Head Cap Screw, 5/8"-11 x 1 1/2"
7	G10001 G10108	2 2	Hex Head Cap Screw, 3/8"-16 x 1" Lock Nut, 3/8"-16
8	GB0218	3	Bushing, 2 1/32" I.D. x 7/8" O.D. x 1 9/32" Long
9	GD8238	1	Channel
10	GD7962	2	Spring
11	G10641	2	Grease Fitting, 1/8" NPT
12	G10105	3	Hex Nut, 3/4"-10
13	GD7908	1	Tap Block
14	GB0213	1	Spring Seat
15	GA0237	1	Bearing
16	G10220	1	Machine Bushing, 1 1/16", 10 Gauge

ITEM	PART NO.	QTY. (Per Assy.)	DESCRIPTION
17	G10507	1	Slotted Nut, 1"-14
18	GD1104	1	Dust Cap
19	GD8276	1	Pin
	G10237	1	Lock Washer, 7/16"
	G10100	1	Hex Nut, 7/16"-14
20	GD10273	1	Compression Spring
21	G10592	1	Hair Pin Clip, No. 11
22	G10594	6	Bolt, 1/2"-13 x 1 1/2"
	G10111	6	Lock Nut, 1/2"-13
23	G10049	2	Hex Head Cap Screw, 3/8"-16 x 2 1/2"
	G11387	2	Flat Washer, 3/8" SAE
	G10108	2	Lock Nut, 3/8"-16
24	G10599	1	Carriage Bolt, 3/8"-16 x 1 1/4"
	G11387	1	Flat Washer, 3/8" SAE
	G10229	1	Lock Washer, 3/8"
	G10101	1	Hex Nut, 3/8"-16
25	GD7912	1	Scraper
26	GB0210	-	Drop Tube, R.H., Dry Fertilizer
	GB0209	1	Drop Tube, L.H., Dry Fertilizer (Shown)
27	GA8689	1	Drop Tube, L.H., Liquid Fertilizer (Shown)
	GA8688	-	Drop Tube, R.H., Liquid Fertilizer
28	GD8224	2	Bar
29	G10004	2	Hex Head Cap Screw, 3/8"-16 x 1 1/4"
	G10229	2	Lock Washer, 3/8"
30	GD10487	1	Clamp
31	GD10304	-	Angle, R.H.
	GD10303	1	Angle, L.H. (Shown)
32	G10016	2	Hex Head Cap Screw, 1/2"-13 x 2"
	G10111	2	Lock Nut, 1/2"-13
33	G10322	-	Machine Bushing, 1 1/4", 18 Gauge (As Required)
34	G10862	1	Hex Head Cap Screw, 5/8"-11 x 3 1/4"
	G11391	2	Flat Washer, 5/8" SAE
	G10230	1	Lock Washer, 5/8"
35	G10640	1	Grease Fitting, 1/4"-28
36	GD10242	1	Bushing, 2 1/4"
37	G10039	5	Hex Head Cap Screw, 1/2"-13 x 1 3/4"
	G10111	5	Lock Nut, 1/2"-13
38	G10459	1	Cotter Pin, 3/16" x 1 1/2"
39	GA7240	-	Opener Mount, R.H.
	GA7239	1	Opener Mount, L.H. (Shown)
40	GD1113	2	U-Bolt, 5" x 7" x 5/8"-11
	G10230	4	Lock Washer, 5/8"
	G10104	4	Hex Nut, 5/8"-11
41	GD7907	1	Special Bolt
42	GB0206	1	Rod Guide
43	GD8239	1	Storage Strap
44	GD7904-02	1	Sleeve, 1/2" x 1/2" Long
45	G11389	3	Flat Washer, 1/2" SAE
46	GA15416	1	Check Valve Assembly
	GA15415	1	Check Valve
	G11436	2	Hose Barb, 1/4" Male NPT To 3/8" Barb

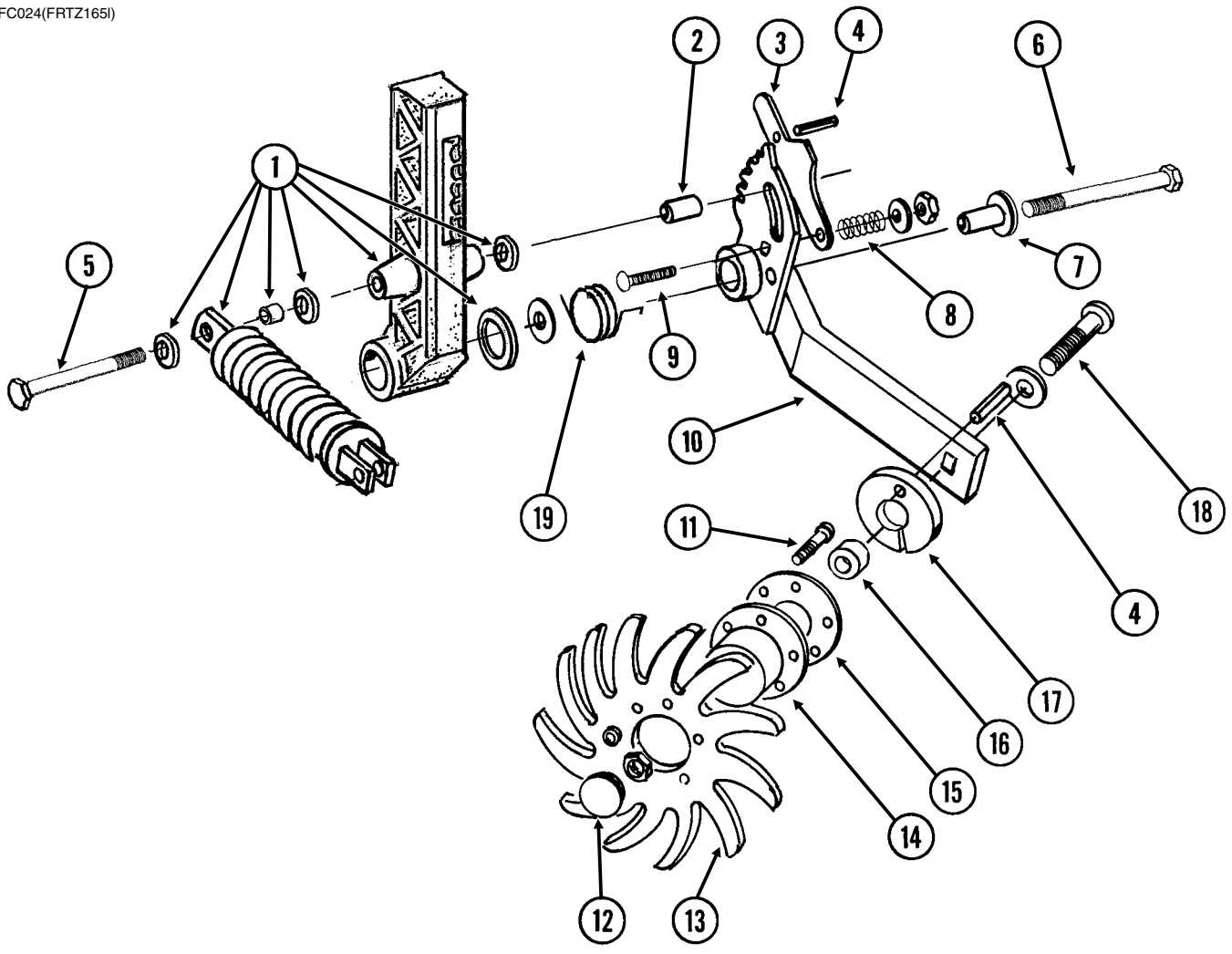
FOC018(TWL34e/TWL34f/TWL34g/FRTZ268/FRTZ208)

NOTE: R.H. and L.H. is determined by which side of blade it is on in the direction of travel.



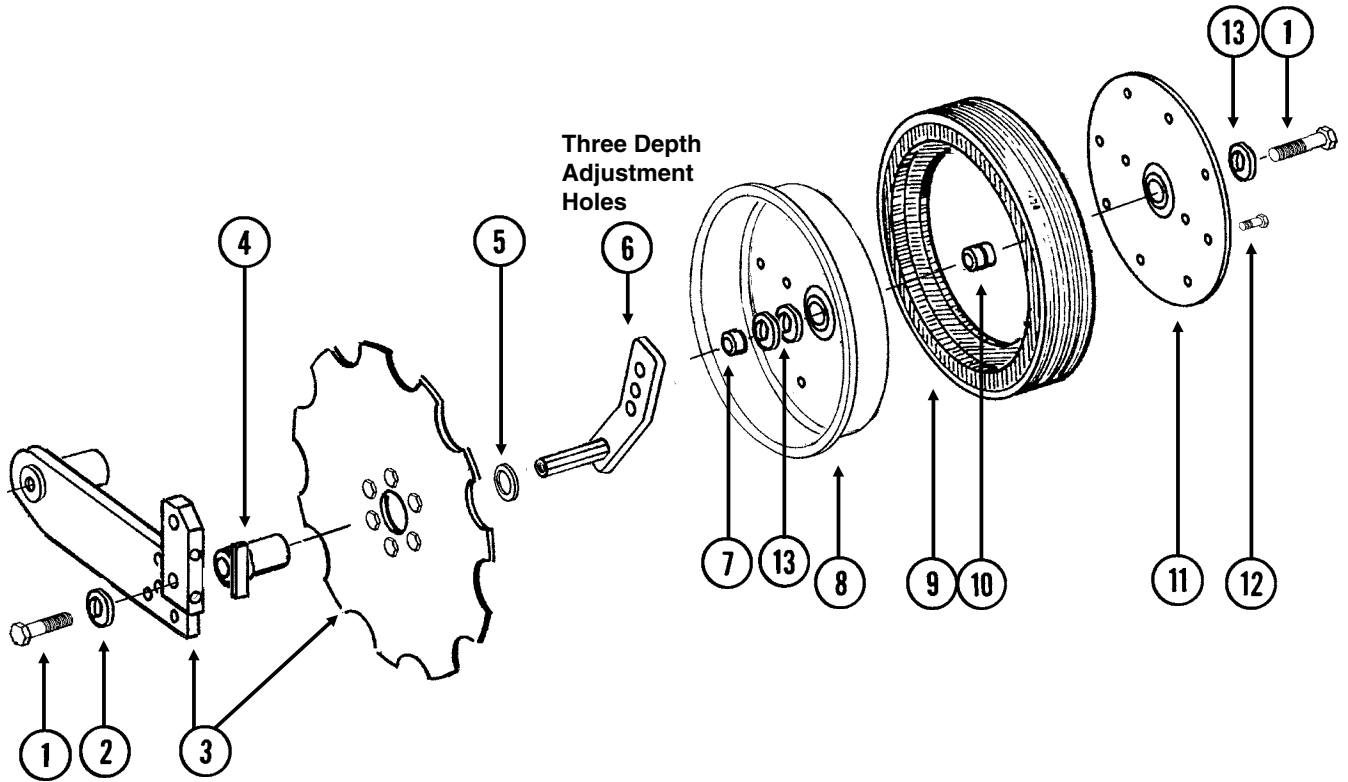
ITEM	PART NO.	QTY. (Per Assy.)	DESCRIPTION
1	G10017	3	Hex Head Cap Screw, 1/2"-13 x 1 1/2"
	G10102	3	Hex Nut, 1/2"-13
2	GB0400	1	Mount, R.H.
	GB0405		Mount, L.H. (Shown)
3	GB0296	1	Arm, 13 1/2"
4	G10640	1	Grease Fitting, 1/4"-28
5	GD12685	1	Bushing, 3/4" O.D. x 1/2" Long
6	GA6966	1	Compression Spring Assembly
7	G10047	1	Hex Head Cap Screw, 3/8"-16 x 1 3/4"
	G11387	2	Flat Washer, 3/8" SAE
	G10108	1	Lock Nut, 3/8"-16
8	GD1026	1	Sleeve, 1 3/16" Long
9	GA9433	1	Pivot Arm, L.H. (Shown)
	GA9434	-	Pivot Arm, R.H.
10	GD11557	1	Scraper, L.H. (Shown)
	GD11558	-	Scraper, R.H.
11	G10002	6	Hex Head Cap Screw, 3/8"-16 x 3/4"
12	G10306	3	Carriage Bolt, 3/8"-16 x 2"
	G10108	3	Lock Nut, 3/8"-16
13	G10991	2	Hex Head Cap Screw, 5/16"-18 x 7/8"
	G10232	2	Lock Washer, 5/16"
	G11386	6	Flat Washer, 5/16" SAE
14	GD12679	1	Stepped Spacer, 3" Long
15	GA9437	1	Hub W/Bearing
	GA8603	-	Bearing, Double Row (Included W/GA9437)
16	G10011	1	Hex Head Cap Screw, 5/8"-11 x 5 1/2"
17	G10046	1	Hex Head Cap Screw, 5/8"-11 x 5"
18	GD12676	1	Disc Blade, Notched, 16 3/4"
19	G10871	1	Hex Head Cap Screw, 1/2"-13 x 6"
20	GD13287	2	U-Bolt, 1 1/2" x 2 1/2" x 1/2"-13
	G11389	4	Flat Washer, 1/2" Plated SAE
	G10111	4	Lock Nut, 1/2"-13
21	GB0323	1	Knife, L.H. (Shown)
	GB0322	-	Knife, R.H.
22	GA11397	1	Drop Tube, L.H., Liquid Fertilizer
	GA11398	-	Drop Tube, R.H., Liquid Fertilizer (Shown)
23	GA10047	1	Drop Tube, L.H., Dry Fertilizer
	GA10048	-	Drop Tube, R.H., Dry Fertilizer (Shown)
24	GA15416	1	Check Valve Assembly
	GA15415	1	Check Valve
	G11436	2	Hose Barb, 1/4" Male NPT To 3/8" Barb
25	GA9565	1	Opener Mount Assembly, Liquid Fertilizer
	GA9564	1	Opener Mount (Included W/GA9565)
	GD1113	2	U-Bolt, 5" x 7" x 5/8"-11 (Included W/GA9565)
	G10230	4	Lock Washer, 5/8" (Included W/GA9565)
	G10104	4	Hex Nut, 5/8"-11 (Included W/GA9565)
26	GA9821	-	Opener Mount Assembly, L.H., Dry Fertilizer
	GA9819	1	Opener Mount (Included W/GA9821)
	GD1113	2	U-Bolt, 5" x 7" x 5/8"-11 (Included W/GA9821)
	G10230	4	Lock Washer, 5/8" (Included W/GA9821)
	G10104	4	Hex Nut, 5/8"-11 (Included W/GA9821)
27	GA9822	-	Opener Mount Assembly, R.H., Dry Fertilizer
	GA9820	1	Opener Mount (Included W/GA9822)
	GD1113	2	U-Bolt, 5" x 7" x 5/8"-11 (Included W/GA9822)
	G10230	4	Lock Washer, 5/8" (Included W/GA9822)
	G10104	4	Hex Nut, 5/8"-11 (Included W/GA9822)
28	G10450	-	Machine Bushing, 1 1/2", 18 Gauge (As Required)
29	GD12677	1	Washer, 1 1/2" O.D., 7 Gauge, Hardened
30	G11389	-	Flat Washer, 1/2" Plated SAE
31	G10107	-	Lock Nut, 5/8"-11
32	G10111	-	Lock Nut, 1/2"-13
33	G11391	-	Flat Washer, 5/8" SAE
34	G10217	-	Washer, 5/8" USS

DFC024(FRTZ165)



ITEM	PART NO.	QTY. (Per Assy.)	DESCRIPTION
1	---	-	See "Notched Single Disc Fertilizer Opener" on page P213
2	GD12684	1	Bushing, 1 $\frac{1}{3}$ " Long
3	GD11178	1	Adjustment Lever
4	G10603	2	Spring Pin, $\frac{1}{4}$ " x 1 $\frac{1}{4}$ "
5	G11034	1	Hex Head Cap Screw, $\frac{1}{2}$ "-13 x 7"
	G10111	1	Lock Nut, $\frac{1}{2}$ "-13
6	G10830	1	Hex Head Cap Screw, $\frac{5}{8}$ "-11 x 7 $\frac{1}{2}$ "
	G11391	1	Flat Washer, $\frac{5}{8}$ " SAE
	G10107	1	Lock Nut, $\frac{5}{8}$ "-11
7	GD11836	1	Sleeve, 2 $\frac{1}{8}$ " Long
8	GD7962	1	Spring
9	G10306	1	Carriage Bolt, $\frac{3}{8}$ "-16 x 2"
	G11387	1	Flat Washer, $\frac{3}{8}$ " SAE
	G10108	1	Lock Nut, $\frac{3}{8}$ "-16
10	GA7999	1	Mount W/Grease Fitting, L.H. (Shown)
	GA7998	-	Mount W/Grease Fitting, R.H.
	G10640	-	Grease Fitting, $\frac{1}{4}$ "-28 (Included W/GA7998 and GA7999)
11	G10133	6	Hex Head Cap Screw, $\frac{5}{16}$ "-18 x 1 $\frac{1}{2}$ "
	G10109	6	Lock Nut, $\frac{5}{16}$ "-18, Grade 8
12	GD1132	2	Dust Cap
13	GD10552	2	Wheel, 12 Tine, $\frac{3}{8}$ " x 12"
14	GA5654	1	Hub W/Bearings
	GA2014	-	Bearing (Included W/GA5654)
15	GD9724	1	Backing Plate
16	GD7817-04	1	Spacer, 1 $\frac{1}{16}$ " I.D. x $\frac{1}{2}$ " Long
17	GD11188	1	Spacer
18	G10908	1	Carriage Bolt, $\frac{5}{8}$ "-11 x 3"
	G10503	1	Hex Jam Nut, $\frac{5}{8}$ "-11, Grade 2
19	GD11265	1	Spring, L.H. (Shown)
	GD11266	-	Spring, R.H.
A	GA7445	-	Wheel Assembly, 12 Tine, L.H. (Items 11 And 13-15)(Shown)
	GA7446	-	Wheel Assembly, 12 Tine, R.H. (Items 11 And 13-15)

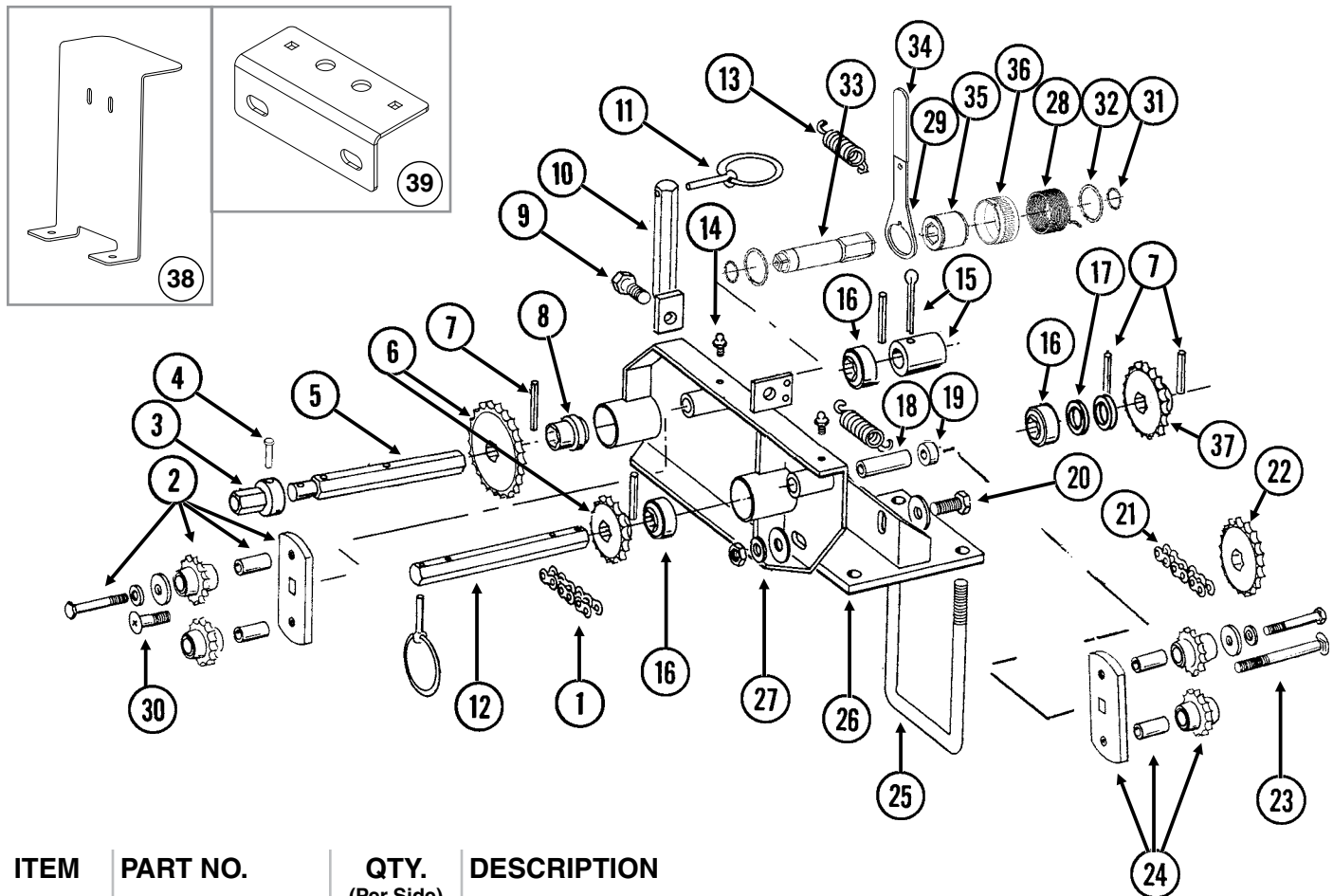
(FRTZ256)



Depth/Gauge Wheel Attachment for Notched Single Disc Fertilizer Opener

ITEM	PART NO.	QTY. (Per Assy.)	DESCRIPTION
1	G10010	2	Hex Head Cap Screw, 5/8"-11 x 3"
2	G11391	1	Flat Washer, 5/8" SAE
3	---	-	See "Notched Single Disc Fertilizer Opener" on page P213
4	GA9472	1	Blade Mount
5	G10233	1	Machine Bushing, 1", 10 Gauge
6	GA10037	1	Wheel Mount, L.H. (Shown)
	GA10036	1	Wheel Mount, R.H.
7	GD13309	1	Spacer
8	GD11423	1	Half Wheel
9	GD11953	1	Offset Tire
10	GA6171	1	Bearing
11	GD11954	1	Half Wheel Cover, Nylon
12	G10961	11	Flanged Whiz Lock Screw, 5/16"-18 x 3/4", No Serration
	G10620	11	Serrated Flange Nut, 5/16"-18
13	G10204	-	Special Machine Bushing, 5/8" x 1" O.D. (As Required)
A	GA8877	-	Gauge Wheel Complete (Items 8-12)

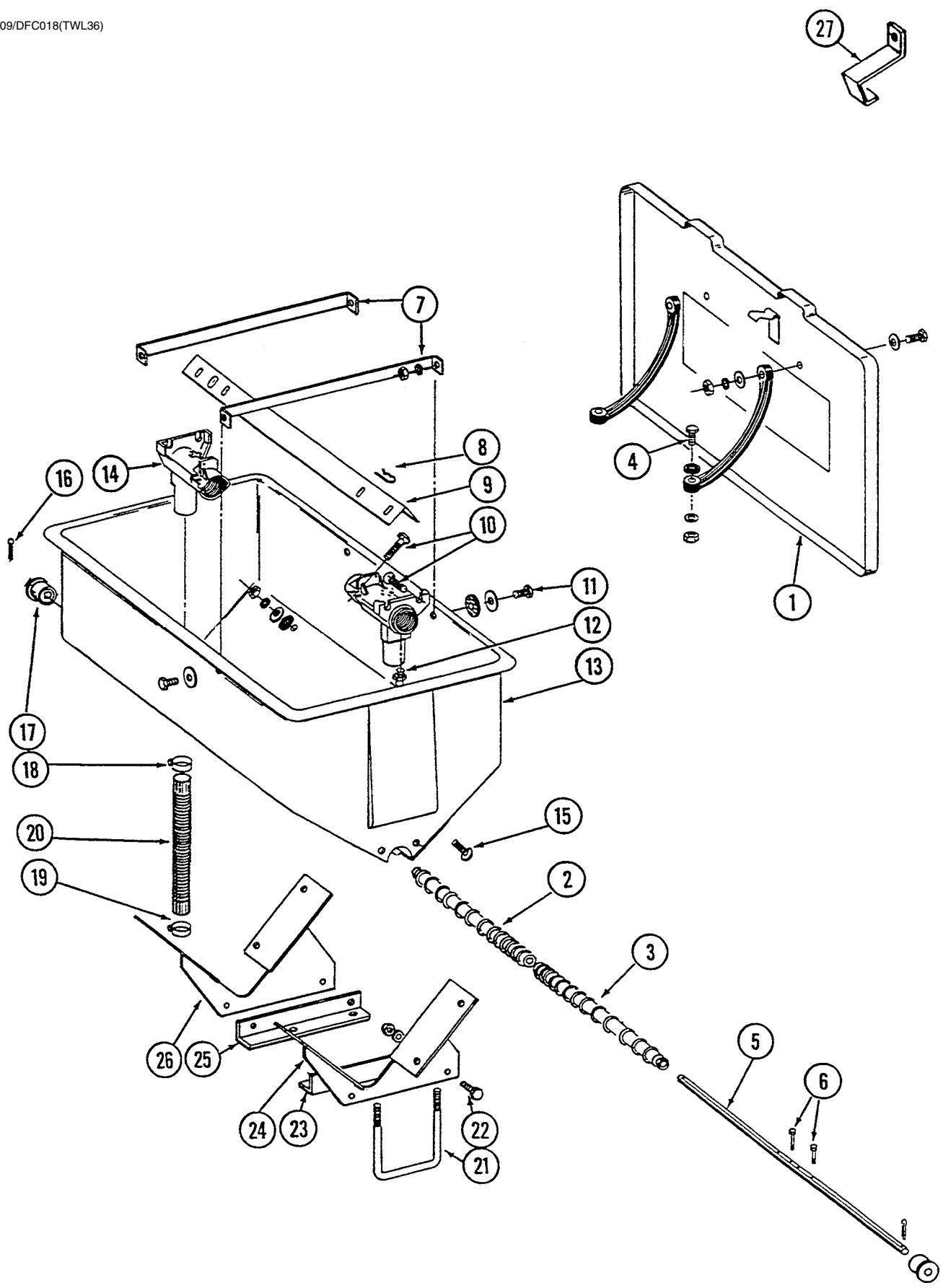
(TWL37hh)



ITEM	PART NO.	QTY. (Per Side)	DESCRIPTION
1	G3310-88 GR0912	1 -	Chain, No. 40, 88 Pitch Including Connector Link Connector Link, No. 40
2	GA7336 GD7426 GD1026 G11387 G10229 G10047	1 - - - - -	Idler W/Bolt-On Sprockets Sprocket, 12 Tooth (Included W/GA7336) Sleeve, 1 $\frac{1}{16}$ " Long (Included W/GA7336) Flat Washer, $\frac{3}{8}$ " SAE (Included W/GA7336) Lock Washer, $\frac{3}{8}$ " (Included W/GA7336) Hex Head Cap Screw, $\frac{3}{8}$ "-16 x 1 $\frac{1}{4}$ " (Included W/GA7336)
3	GD7127	1	Shear Coupler
4	G10821 G10455	1 -	Clevis Pin, $\frac{3}{16}$ " x 2" Cotter Pin, $\frac{1}{16}$ " x $\frac{1}{2}$ "
5	GD7866	1	Shaft, $\frac{7}{8}$ " x 7 $\frac{1}{2}$ "
6	GA5105 GA5107 GA5114 GA5115 GA6337	1 1 1 1 1	Sprocket, 15 Tooth Sprocket, 19 Tooth Sprocket, 30 Tooth Sprocket, 33 Tooth Sprocket, 35 Tooth
7	G10602	6	Spring Pin, $\frac{1}{4}$ " x 1 $\frac{1}{2}$ "
8	GA5624	1	Special Bearing, $\frac{7}{8}$ " Hex Bore x 1.6"
9	G10037 G10111	1 1	Hex Head Cap Screw, $\frac{1}{2}$ "-13 x 1 $\frac{1}{4}$ " Lock Nut, $\frac{1}{2}$ "-13
10	GA5229	1	Sprocket Storage Rod
11	GD2558	3	Lynch Pin, $\frac{1}{4}$ "

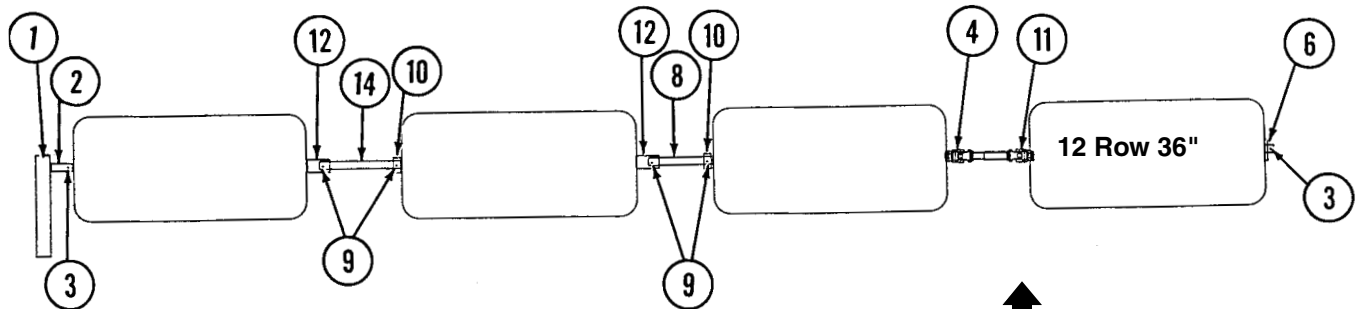
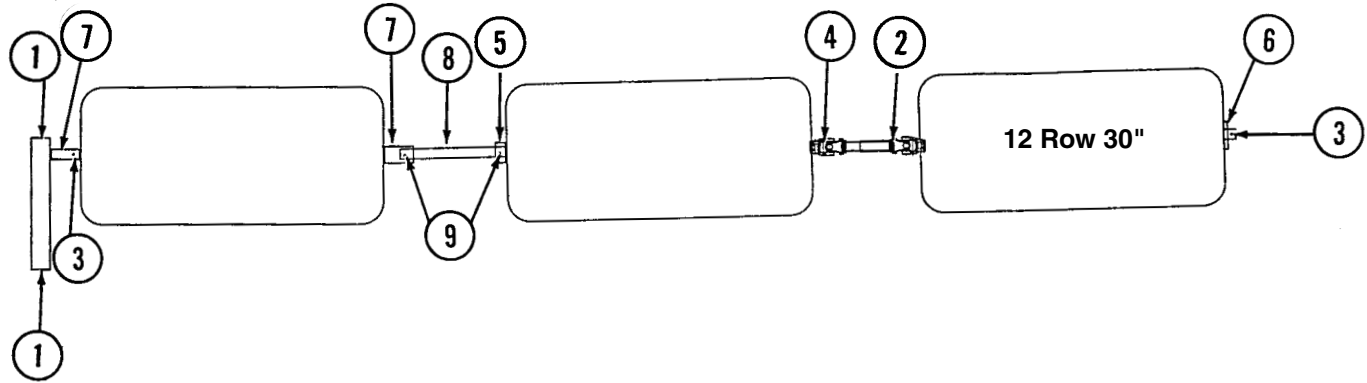
ITEM	PART NO.	QTY. (Per Side)	DESCRIPTION
12	GD10119	1	Shaft, 7/8" x 77/16"
13	GD5857	2	Spring
14	G10640	2	Grease Fitting, 1/4"-28
15	---	-	See "Dry Fertilizer Coupler/Shafts" on page P223
16	GA5116	3	Bearing, 7/8" Hex Bore, Cylindrical
17	G10233	2	Machine Bushing, 1", 10 Gauge
18	GD3180-10	1	Sleeve, 5/8" I.D. x 7/8" O.D. x 3 1/4" Long
19	GD2734-08	1	Sleeve, 1 1/4" O.D. x 5/8" Long
20	G10017	2	Hex Head Cap Screw, 1/2"-13 x 1 1/2"
	G11389	4	Flat Washer, 1/2" SAE
	G10228	2	Lock Washer, 1/2"
	G10102	2	Hex Nut, 1/2"-13
21	G3310-130	1	Chain, No. 40, 130 Pitch Including Connector Link
	GR0912	-	Connector Link, No. 40
22	GA5114	1	Sprocket, 30 Tooth
23	G10419	1	Carriage Bolt, 1/2"-13 x 4 1/2"
	G11389	1	Flat Washer, 1/2" SAE
	G10111	1	Lock Nut, 1/2"-13
24	GA7396	1	Idler W/Bolt-On Sprockets
	GD7426	-	Sprocket, 12 Tooth (Included W/GA7396)
	GD1026	-	Sleeve, 1 3/16" Long (Included W/GA7396)
	G11387	-	Flat Washer, 3/8" SAE (Included W/GA7396)
	G10229	-	Lock Washer, 3/8" (Included W/GA7396)
	G10047	-	Hex Head Cap Screw, 3/8"-16 x 1 3/4" (Included W/GA7396)
	G10049	-	Hex Head Cap Screw, 3/8"-16 x 2 1/2" (Included W/GA7396)
	G10108	-	Lock Nut, 3/8"-16 (Included W/GA7396)
25	GD1134	2	U-Bolt, 7" x 5" x 5/8"-11
	G10230	4	Lock Washer, 5/8"
	G10104	4	Hex Nut, 5/8"-11
26	GA7129	1	Mount, L.H. (Shown)
	GA7130	-	Mount, R.H.
27	GA5671	1	Transmission Plate, L.H. (Shown)
	GA5672	-	Transmission Plate, R.H.
28	GD14413	-	Torsion Spring, L.H. (Used In R.H. Wrap Spring Wrench) (Shown)
	GD14414	1	Torsion Spring, R.H. (Used In L.H. Wrap Spring Wrench)
29	GD14431	1	Handle
30	G11100	1	Hex Socket Button Head Cap Screw, 1/4"-20 x 1/2", Grade 8
	G10227	1	Lock Washer, 1/4"
	G11453	1	Fender Washer, 1/4"
31	G11075	2	External Inverted Snap Ring, 7/8"
32	G10496	2	External Inverted Snap Ring, 1 1/2"
33	GD14427	1	Tightener Shaft, 4 7/8"
34	G11078	1	Vinyl Cap
35	GD14432	1	Sleeve, 1 1/4"
36	GD19343	1	Release Collar, Gold, R.H. (Shown)
	GD19344	-	Release Collar, Silver, L.H.
37	GA12192	1	Sprocket, 22 Tooth
38	GD26025	-	Bulkhead Mount
39	GD26024	-	Bulkhead Mount
A	G1K378	1	Wrap Spring Wrench Replacement Kit, Blue Collar, R.H. (Items 28-36) (Shown)
	G1K379	-	Wrap Spring Wrench Replacement Kit, Gray Collar, L.H. (Items 28-36)

DFC009/DFC018(TWL36)



ITEM	PART NO.	QTY. (Per Hopper)	DESCRIPTION
1	GA0898	1	Lid W/Retainers, Clips, Rivets, Rubber Straps, and Hardware
	GD1380	-	Front Clip
	GD2412	-	Rear Retainer
	G10655	-	Rivet, 3/16" x 13/32"
	GD1210	-	Rubber Strap
	G10171	-	Hex Head Cap Screw, 5/16"-18 x 1 1/4"
	G11386	-	Flat Washer, 5/16" SAE
	G10232	-	Lock Washer, 5/16"
	G10106	-	Hex Nut, 5/16"-18
2	GB0198	1	Auger, R.H.
3	GB0199	1	Auger, L.H.
4	G10133	2	Hex Head Cap Screw, 5/16"-18 x 1 1/2"
	G11386	2	Flat Washer, 5/16" SAE
	G10232	2	Lock Washer, 5/16"
	G10106	2	Hex Nut, 5/16"-18
5	GD7848	1	Shaft
6	G10587	2	Hex Head Cap Screw, 1/4"-20 x 2", Stainless Steel
	G10588	2	Hex Nut, 1/4"-20, Stainless Steel
7	GD1209	2	Strap
8	G10670	2	Hair Pin Clip, No. 3
9	GD1207	1	Baffle
10	G10303	8	Carriage Bolt, 5/16"-18 x 1"
	G11386	8	Flat Washer, 5/16" SAE
	G10232	8	Lock Washer, 5/16"
	G10106	8	Hex Nut, 5/16"-18
11	G10171	4	Hex Head Cap Screw, 5/16"-18 x 1 1/4"
	G10201	4	Special Washer, 3/8" x 1 1/2" O.D.
	GD1213	4	Rubber Washer
	G10232	4	Lock Washer, 5/16"
	G10106	4	Hex Nut, 5/16"-18
12	G10640	2	Grease Fitting, 1/4"-28
13	GD1379	1	Hopper
14	GD1200	2	Outlet Housing
15	G10303	8	Carriage Bolt, 5/16"-18 x 1"
	G10171	-	Hex Head Cap Screw, 5/16"-18 x 1 1/4" (If Applicable)
	G11386	-	Flat Washer, 5/16" SAE (If Applicable)
	G10201	8	Special Washer, 3/8" x 1 1/2" O.D.
	GD1213	8	Rubber Washer
	G10232	8	Lock Washer, 5/16"
	G10106	8	Hex Nut, 5/16"-18
16	G10460	2	Cotter Pin, 1/4" x 2"
17	GB0200	2	Bearing
18	G10676	2	Hose Clamp, No. 36, Stainless Steel
19	G10672	2	Hose Clamp, No. 28
20	GD21398	2	Rubber Tube
21	GD1134	2	U-Bolt, 7" x 5" x 5/8"-11
	G10230	4	Lock Washer, 5/8"
	G10104	4	Hex Nut, 5/8"-11
22	G10017	4	Hex Head Cap Screw, 1/2"-13 x 1 1/2"
	G10228	4	Lock Washer, 1/2"
	G10102	4	Hex Nut, 1/2"-13
23	GD9131	1	Angle, L.H.
24	GA6437	1	Mount, L.H.
25	GD9132	1	Angle, R.H.
26	GA6436	1	Mount, R.H.
27	GD8722	-	Holder, Rubber Tube (As Required)
A	GA6503	-	Hopper Sub-Assembly (Items 8, 10, And 12-15)
B	GA5667	-	Hopper Hardware Box (Items 2-7, 9, 11, 16, And 17)

(TWL38b)



L.H. Side Of Machine Shown

Direction Of Travel

ITEM	PART NO.	QTY.	DESCRIPTION
1	---	-	See "Dry Fertilizer Drive" on page P219
2	GA7052	-	U-Joint W/Grease Fitting, Female, 10¼" Long
	GR1293	-	Yoke, 7/8" Hex (Included W/GA7052)
	GR1294	-	Cross And Bearing Kit (Included W/GA7052)
	GR1297	-	Inboard Yoke And Outer Profile (Included W/GA7052)
	GR1557	-	Grease Fitting, 45°, Metric (Included W/GA7052)
3	G10460	-	Cotter Pin, ¼" x 2"
4	GA7051	-	U-Joint W/Grease Fitting, Male, 12¼" Long
	GR1293	-	Yoke, 7/8" Hex (Included W/GA7051)
	GR1294	-	Cross And Bearing Kit (Included W/GA7051)
	GR1295	-	Inboard Yoke (Included W/GA7051)
	GR1296	-	Inner Profile (Included W/GA7051)
	GR1557	-	Grease Fitting, 45°, Metric (Included W/GA7051)
	GR1301	-	Spring Pin, 8 mm x 50 mm (Included W/GA7051)
5	GD5886	-	Coupler, 1¾"
	GR1557	-	Grease Fitting, 45°, Metric
6	G10233	-	Machine Bushing, 1", 10 Gauge
7	GD7867	-	Coupler, 3"
8	GD2548-15.5	-	Hex Shaft, 7/8" x 15½" (1 Hole)
9	G10602	-	Spring Pin, ¼" x 1½"

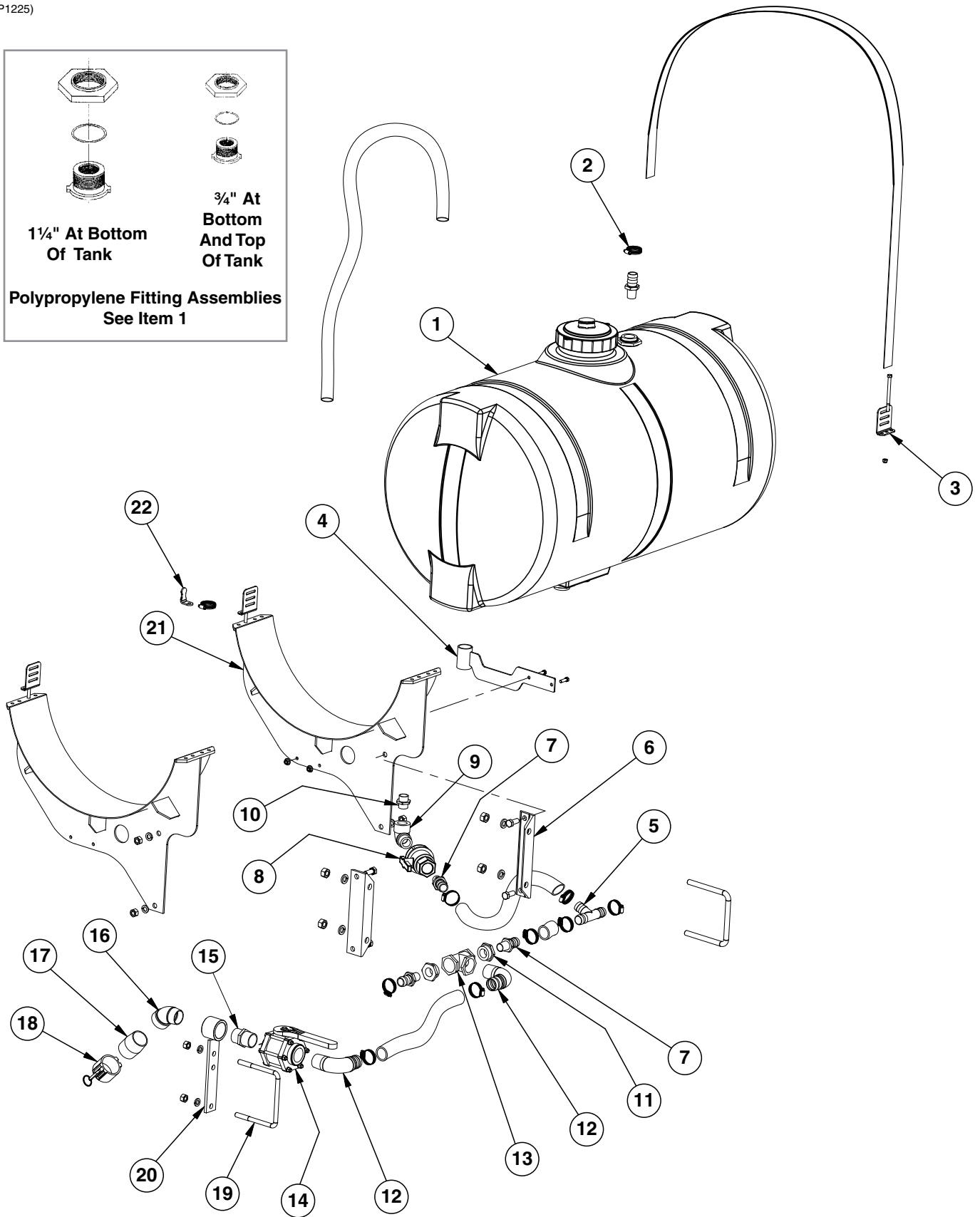
This page left blank intentionally.

(IP1225)

1 1/4" At Bottom
Of Tank

3/4" At
Bottom
And Top
Of Tank

Polypropylene Fitting Assemblies
See Item 1



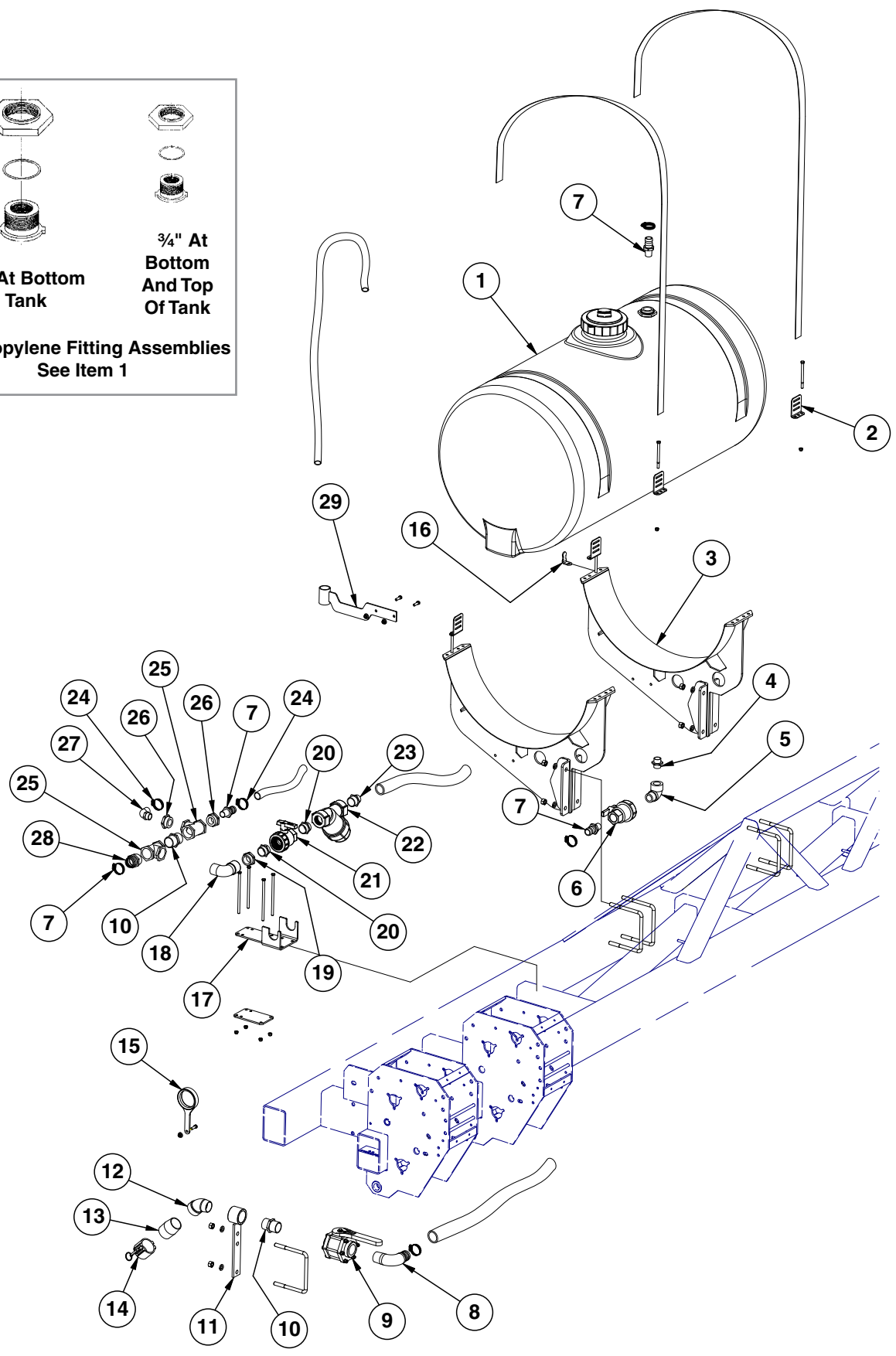
ITEM	PART NO.	QTY.	DESCRIPTION
1	GA14049	1	Tank W/Lid and Fittings, 150 Gallon
	GA16428	1	Lid, 7" W/Vacuum Breaker (Included W/GA14049)
	GA16157	1	Vacuum Breaker
	GR1708	1	¾" Bulkhead Overflow Fitting Assembly (Overflow Fitting, Nut, Bushing, And O-Ring) (Top And Bottom Of Tank) (Included W/GA14049)
	GR0508	2	1¼" Polypropylene Fitting Assembly (Nut, Bushing And O-Ring) (Bottom Of Tank) (Included W/GA14049)
	GR1941	1	Seal (Included W/GA14049)
2	G10096	1	Pipe Plug, ¾" NPT
	G10626	1	Adapter, 1¼" NPT To Barb
	G10674	1	Hose Clamp, No. 24
3	G4602-04	1	1¼" x 32' Black Helix Hose
	GD11123	4	Anchor
	GD11124	2	Strap, 84"
	G10901	4	Lock Nut, ⅜"-16
	G10485	4	Hex Head Tap Bolt, ⅜"-16 x 5"
	G10674	1	Hose Clamp, No. 24
4	GA14112	1	Hose Guide
	G10004	2	Hex Head Cap Screw, ⅜"-16 x 1¼"
	G11091	2	Serrated Flange Nut, ⅜"-16
5	G10633	1	Tee, 1 ¼" Barb
	G10674	3	Hose Clamp, No. 24
	G4200-03	1	Hose, 1¼" x 32', 12 Row 30"
	G4200-06	-	Hose, 1¼" x 40', 16 Row 30"
6	GD10110	2	Mounting Angle (2 Per Tank)
	GD1747	2	U-Bolt, 5" x 7" x ¾"-10
	G10231	4	Lock Washer, ¾"
	G10105	4	Hex Nut, ¾"-10
	G10626	3	Adapter, 1¼" NPT To Barb
7	G10674	3	Hose Clamp, No. 24
	GA4976	1	Shutoff Valve, 1¼" NPT
	GR1015	-	Body O-Ring (Included W/GA4976)
	GR1016	-	Stem O-Ring (Included W/GA4976)
	GR1017	-	Teflon Seat (Included W/GA4976)
	GR1018	-	Ball (Included W/GA4976)
	GR1019	-	Handle (Included W/GA4976)
9	G10887	1	Elbow, 90°, 1¼" Male NPT To Female
10	G10619	1	Close Nipple, 1¼" NPT
11	G10616	2	Reducing Bushing, 2" Male NPT To 1¼" Female
12	G10630	2	Elbow, 90°, 2" NPT To Barb
	G10676	2	Hose Clamp, No. 36, Stainless Steel
	G4201-03	1	Hose, 2" x 18', 12 and 16 Row
13	G10888	1	Tee, 2" Female NPT
14	GA2660	1	Shutoff Valve, 2" NPT
15	G10623	1	Close Nipple, 2" NPT
16	G10889	1	Elbow, 45°, 2" Male NPT To Female
17	GD3623	1	Adapter, 2" Male NPT To Cam Lock
18	GD3951	1	Dust Cap, 2" Cam Lock
19	GD1113	1	U-Bolt, 5" x 7" x ⅝"-11
	G10230	2	Lock Washer, ⅝"
	G10104	2	Hex Nut, ⅝"-11
20	GA7845	1	Quick Fill Mount, 2"
21	GA7133	2	Tank Mount (2 Per Tank)
	GD1862	1	Pad, 8" x 14' (For Two 30" Tanks)
	G10007	4	Hex Head Cap Screw, ⅝"-11 x 1½"
	G10230	4	Lock Washer, ⅝"
	G10104	4	Hex Nut, ⅝"-11
22	GD20060	1	Hose Bracket
	G10674	1	Hose Clamp, No. 24

(IP1244)

1 1/4" At Bottom
Of Tank

3/4" At
Bottom
And Top
Of Tank

Polypropylene Fitting Assemblies
See Item 1



ITEM	PART NO.	QTY.	DESCRIPTION
1	GA14050	1	Tank W/Sealed Lid, 200 Gallon
	GA16428	1	Lid, 7" W/Vacuum Breaker (Included W/GA14050)
	GA16157	1	Vacuum Breaker
	GR1708	1	¾" Bulkhead Overflow Fitting Assembly (Overflow Fitting, Nut, Bushing, And O-Ring) (Top And Bottom Of Tank) (Included W/GA14050)
	GR0508	2	1¼" Polypropylene Fitting Assembly (Nut, Bushing And O-Ring) (Bottom Of Tank)
	GR1941	1	(Included W/GA14050) Seal (Included W/GA14050)
2	GD11123	4	Anchor
	GD11124	2	Strap, 84"
	G10485	4	Hex Head Tap Bolt, ⅜"-16 x 5"
	G10901	4	Lock Nut, ⅜"-16
3	GA13716	2	200 Gallon Tank Mount
	GD1862	2	Pad, 8" x 14' (For Two 30" Tanks)
	GD1113	4	U-Bolt, 5" x 7" x ⅝"-11
	G10230	8	Lock Washer, ⅝"
	G10104	8	Hex Nut, ⅝"-11
4	G10619	1	Close Nipple, 1¼" NPT
5	G10887	1	Elbow, 90°, 1¼" Male NPT To Female
6	GA4976	1	Shutoff Valve, 1¼" NPT
	GR1015	-	Body O-Ring (Included W/GA4976)
	GR1016	-	Stem O-Ring (Included W/GA4976)
	GR1017	-	Teflon Seat (Included W/GA4976)
	GR1018	-	Ball (Included W/GA4976)
	GR1019	-	Handle (Included W/GA4976)
7	G10626	3	Adapter, 1¼" NPT To Barb
	G10676	2	Hose Clamp, No. 36, Stainless Steel
	G4200-14	1	Hose, 1¼" x 30'
8	G10630	1	Elbow, 90°, 2" NPT To Barb
	G10676	1	Hose Clamp, No. 36, Stainless Steel
	G4206-04	1	Hose, 2" x 8'
9	GA2660	1	Shutoff Valve, 2" NPT
10	G10623	2	Close Nipple, 2" NPT
11	GA7845	1	Quick Fill Mount, 2"
	GD1113	1	U-Bolt, 5" x 7" x ⅝"-11
	G10230	2	Lock Washer, ⅝"
	G10104	2	Hex Nut, ⅝"-11
12	G10889	1	Elbow, 45°, 2" Male NPT To Female
13	GD3623	1	Adapter, 2" Male NPT To Cam Lock
14	GD3951	1	Dust Cap, 2" Cam Lock
15	GA14111	1	Hose Guide
	G10004	1	Hex Head Cap Screw, ⅜"-16 x 1¼"
	G11091	1	Serrated Flange Nut, ⅜"-16
16	GD20060	1	Hose Bracket
	G10004	1	Hex Head Cap Screw, ⅜"-16 x 1¼"
	G11091	1	Serrated Flange Nut, ⅜"-16
17	GD19422	1	1½" Ball Valve Bracket
	GD2117	2	Tie Strap, 14½"
	GD19423	1	Clamp Plate
	G10686	4	Hex Head Cap Screw, ⅜"-16 x 8"
	G10108	4	Lock Nut, ⅜"-16
18	G10287	1	Elbow, 90°, 2" Male NPT To Female
19	G11308	1	Reducing Bushing, 2" Male NPT to 1½" Female

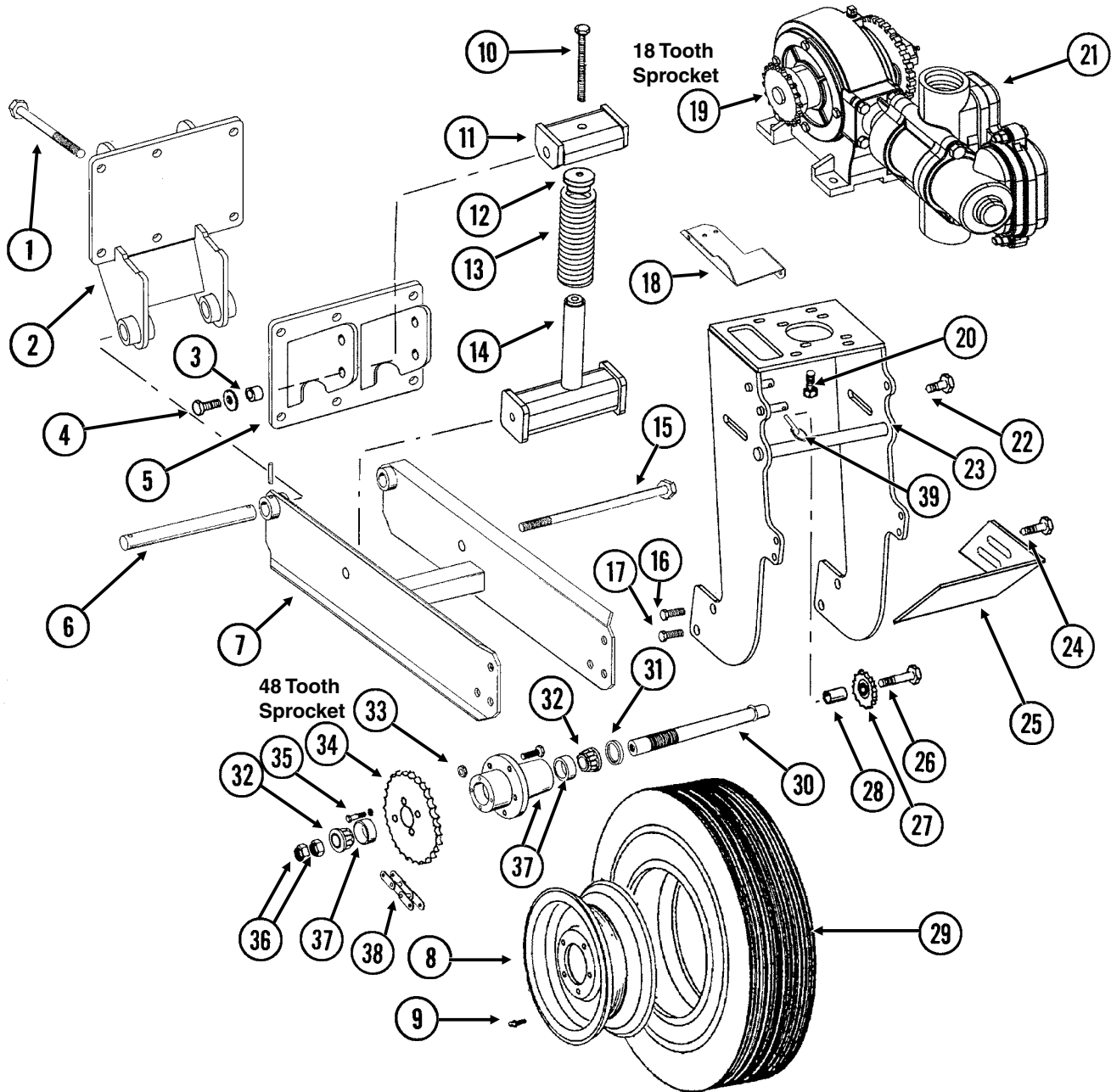
Continued on the next page.

ITEM	PART NO.	QTY.	DESCRIPTION
20	G11306	2	1½" Close Nipple
21	GA13622	1	1½" Ball Valve
22	GA13623	1	Strainer, 1½"
	GR1917	-	Screen, No. 30 Mesh
	GR1918	-	Gasket
	GR0882	-	Y-Body
	GR0883	-	End Cap
23	G10627	1	Adapter, 1½" NPT to Barb
	G4202-04	1	Hose, 1½" x 30'
24	G10674	2	Hose Clamp, No. 24
25	G10888	2	Tee, 2" Female NPT
26	G10616	2	Reducing Bushing, 2" Male NPT To 1¼" Female
27	G10629	1	Elbow, 90°, 1¼" NPT To Barb
28	G10628	1	Adapter, 2" NPT To Barb
29	GA14112	1	Hose Guide
	G10004	2	Hex Head Cap Screw, ⅜"-16 x 1¼"
	G11091	2	Serrated Flange Nut, ⅜"-16
	G4602-02	1	Hose, 1¼" x 22'

This page left blank intentionally.

(TWL219rr)

48 Tooth Drive Sprocket And 18 Tooth Driven Sprocket

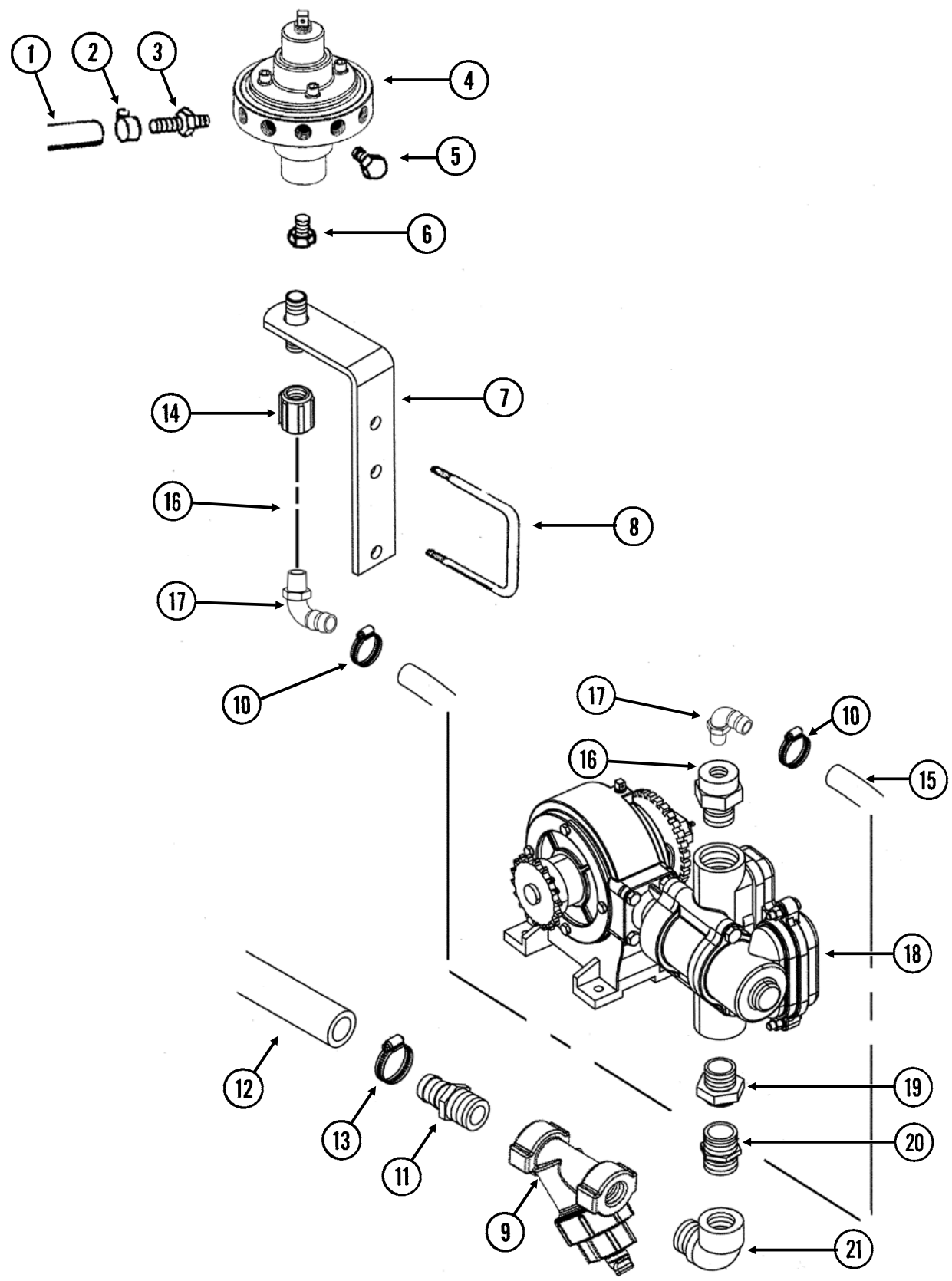


ITEM	PART NO.	QTY.	DESCRIPTION
1	G10830	6	Hex Head Cap Screw, 5/8"-11 x 7 1/2"
	G10230	6	Lock Washer, 5/8"
	G10104	6	Hex Nut, 5/8"-11
2	GA10624	1	Wheel Arm Mount
3	GB0218	2	Bushing, 2 1/32" I.D. x 7/8" O.D. x 1 9/32" Long
4	G10005	2	Hex Head Cap Screw, 5/8"-11 x 1 3/4"
	G11391	2	Flat Washer, 5/8" SAE
	G10107	2	Lock Nut, 5/8"-11
	GA10622	1	Spring Mount
5	GA10622	1	Spring Mount
	GD2681	1	Pin, 1 1/4" x 1 3/2"
6	G10460	2	Cotter Pin, 1/4" x 2"

ITEM	PART NO.	QTY.	DESCRIPTION
7	GA10621	1	Arm W/Grease Fittings
	G10641	2	Grease Fitting, 1/8" NPT (Included W/GA10621)
8	GA0241	1	Wheel, 5" x 15"
9	GD1166	1	Valve Stem
10	G10012	1	Hex Head Cap Screw, 5/8"-11 x 6 1/2"
	G11391	1	Flat Washer, 5/8" SAE
11	GA10908	1	Spring Mount
12	GB0196	1	Washer
13	GD7831	1	Compression Spring
14	GA10907	1	Spring Guide
15	G11122	1	Hex Head Cap Screw, 5/8"-11 x 12"
	G10107	1	Lock Nut, 5/8"-11
16	G10026	2	Hex Head Cap Screw, 3/4"-10 x 2"
	G10231	2	Lock Washer, 3/4"
17	G11042	2	Hex Head Cap Screw, 3/4"-10 x 1 3/4"
	G10231	2	Lock Washer, 3/4"
	G10105	2	Hex Nut, 3/4"-10
18	GD13744	1	Hose Holder
19	GR1146	1	Sprocket, 18 Tooth
20	G10003	4	Hex Head Cap Screw, 3/8"-16 x 1 1/2"
	GR1122	4	Mounting Pad
	G11387	8	Flat Washer, 3/8" SAE
	G10229	4	Lock Washer, 3/8"
	G10101	4	Hex Nut, 3/8"-16
	GR0200	1	Offset Link, No. 2050
21	---	-	See "Liquid Fertilizer Piston Pump (Uses 18 Tooth Sprocket)" on page P237
22	G10007	2	Hex Head Cap Screw, 5/8"-11 x 1 1/2"
	G11391	2	Flat Washer, 5/8" SAE
	G10230	2	Lock Washer, 5/8"
	G10104	2	Hex Nut, 5/8"-11
23	GA10894	1	Pump Mount
24	G10017	2	Hex Head Cap Screw, 1/2"-13 x 1 1/2"
	G11389	2	Flat Washer, 1/2" SAE
	G10228	2	Lock Washer, 1/2"
	G10102	2	Hex Nut, 1/2"-13
25	GD13328	1	Scraper
26	G10013	1	Hex Head Cap Screw, 5/8"-11 x 3 1/2"
	G11391	1	Flat Washer, 5/8" SAE
	G10230	1	Lock Washer, 5/8"
	G10104	1	Hex Nut, 5/8"-11
27	GA0262	1	Idler Sprocket W/Bearing, 15 Tooth
28	GD7817-05	1	Spacer, 1 1/16" I.D. x 1 1/4" Long
29	GD0844	1	Tire, 7.60" x 15", 8 Ply (Specify Brand*)
30	GA2559	1	Spindle
31	GA0252	2	Seal
32	GA0251	2	Bearing
33	GR0267	5	Lug Nut, 1/2"-20
34	G2500-84	1	Sprocket, 48 Tooth
35	G10019	4	Hex Head Cap Screw, 5/16"-18 x 1"
	G10232	4	Lock Washer, 5/16"
36	GD0831	2	Shoulder Nut, 1 1/4"-12 UNF-2A
37	GA0547	1	Hub W/Cups And Studs, 5 Bolt
	GR0190	2	Cup (Included W/GA0547)
	GR0204	5	Stud (Included W/GA0547)
38	G3200-63	-	Chain, No. 2050, 63 Pitch Including Connector And Offset Link, Used With NGP-7075 Piston Pump
	GR0195	-	Connector Link, No. 2050
	GR0200	-	Offset Link, No. 2050
39	GD2558	1	Lynch Pin, 1/4"

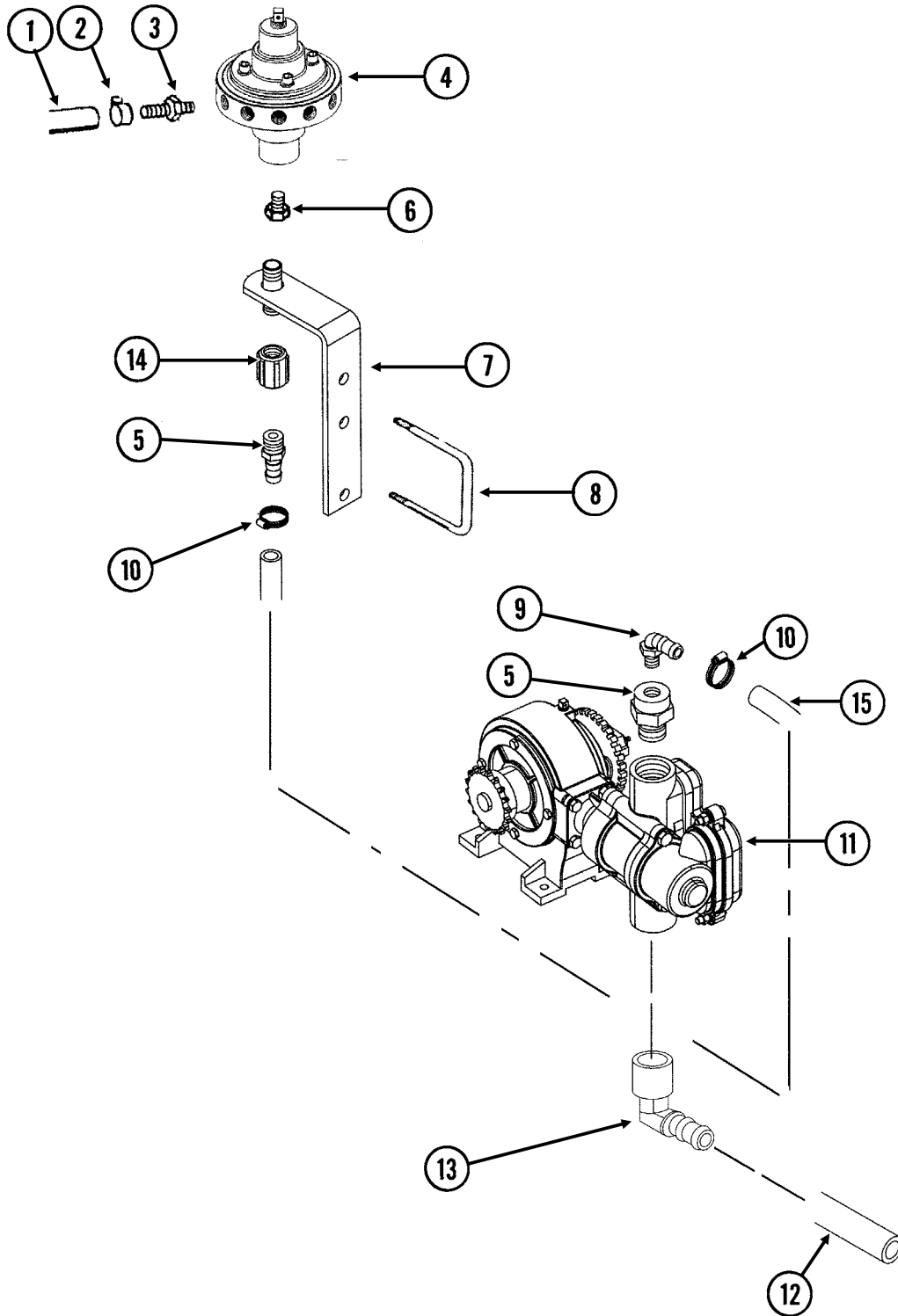
* Specific brand requests will be supplied only as available from current Kinze Repair Parts stock. If a specific brand requested is not in stock, the brand available will be supplied. Different brand tires may have different diameters. Change in tire brand may affect rates. Field checks are recommended after any change in tires.

(FRTZ280/FRTZ298)



ITEM	PART NO.	QTY.	DESCRIPTION
1	G4301-06	1	Hose, 3/8" x 160', 12 Row
	G4301-05	1-2	Hose, 3/8" x 120', 16 Row
2	G10681	-	Hose Clamp, No. 6
3	GD11700	-	Adapter, 1/4" NPT To 3/8" Barb
4	---	-	See "Liquid Fertilizer Piston Pump Flow Divider" on page P239
5	G10292	-	Pipe Plug, 1/4" NPT
6	G10995	1	Reducing Bushing, 1" Male NPT To 3/4" Female, Stainless Steel (If Applicable)
7	GA6527	1	Mount, 3/4" NPT
8	GD1113	1	U-Bolt, 5" x 7" x 5/8"-11
	G10230	2	Lock Washer, 5/8"
	G10104	2	Hex Nut, 5/8"-11
9	GA3893	1	Strainer Complete
	GR0880	-	Screen, No. 40 Mesh (Included W/GA3893)
	GR0881	-	Gasket (Included W/GA3893)
	GR0882	-	Y-Body (Included W/GA3893)
	GR0883	-	End Cap (Included W/GA3893)
10	G10278	-	Hose Clamp, No. 16
11	G10626	2	Adapter, 1 1/4" NPT To Barb
12	---	-	See "Liquid Fertilizer Tanks, Saddles, Saddle Mounts, and Hoses (Conventional)" on page P225
13	G10674	2	Hose Clamp, No. 24
14	G11083	1	Coupler, 3/4" Female NPT
15	G4205-10	-	Hose, 3/4" x 200"
16	---	-	---
17	G10917	2	Elbow, 90°, 3/4" NPT To Barb
18	---	-	See "Liquid Fertilizer Piston Pump (Uses 18 Tooth Sprocket)" on page P237
19	G10615	1	Reducing Bushing, 1 1/2" Male NPT To 1 1/4" Female
20	G10619	1	Close Nipple, 1 1/4" NPT
21	G10887	1	Elbow, 90°, 1 1/4" Male NPT To Female

(FRTZ298b)

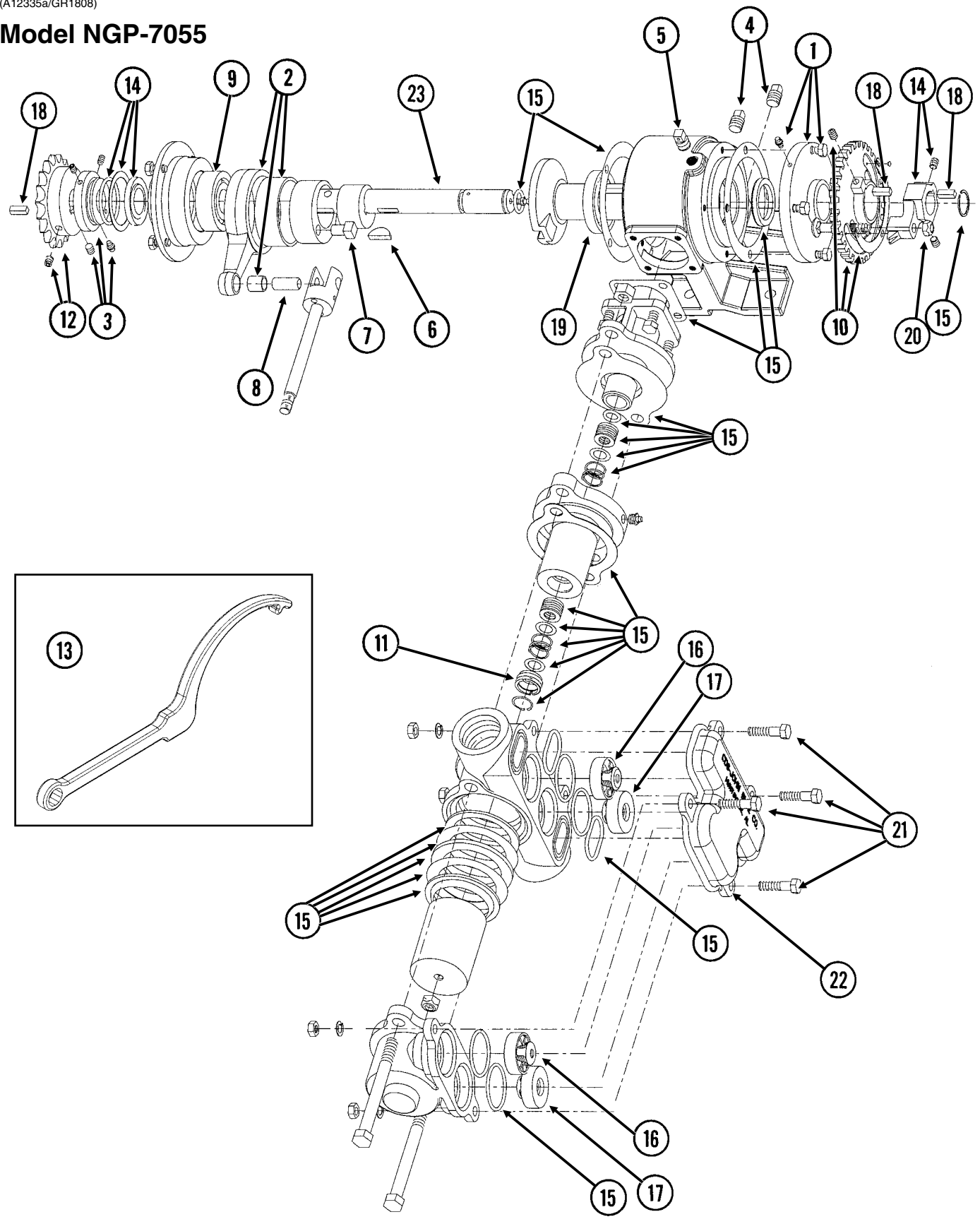


Liquid Fertilizer Flow Divider Mount and Hoses (Bulk Fill)

ITEM	PART NO.	QTY.	DESCRIPTION
1	G4301-06	1	Hose, 3/8" x 160', 12 Row
	G4301-05	1-2	Hose, 3/8" x 120', 16 Row
2	G10681	-	Hose Clamp, No. 6
3	GD11700	-	Adapter, 1/4" NPT To 3/8" Barb
4	---	-	See "Liquid Fertilizer Piston Pump Flow Divider" on page P239
5	G10734	1	Reducing Bushing, 1 1/2" Male NPT To 3/4" Female
6	G10995	1	Reducing Bushing, 1" Male NPT To 3/4" Female, Stainless Steel (If Applicable)
7	GA6527	1	Mount, 3/4" NPT
8	GD1113	1	U-Bolt, 5" x 7" x 5/8"-11
	G10230	2	Lock Washer, 5/8"
	G10104	2	Hex Nut, 5/8"-11
9	G10917	1	Elbow, 90°, 3/4" NPT To Barb
10	G10278	-	Hose Clamp, No. 16
11	---	-	See "Liquid Fertilizer Piston Pump (Uses 18 Tooth Sprocket)" on page P237
12	---	-	See "Liquid Fertilizer Tanks, Saddles, Saddle Mounts, and Hoses (ASD)" on page P227
13	G11305	1	1 1/2" Male NPT/Hose Barb Elbow
14	G11083	1	Coupler, 3/4" Female NPT
15	G4205-10	-	Hose, 3/4" x 200"

(A12335a/GR1808)

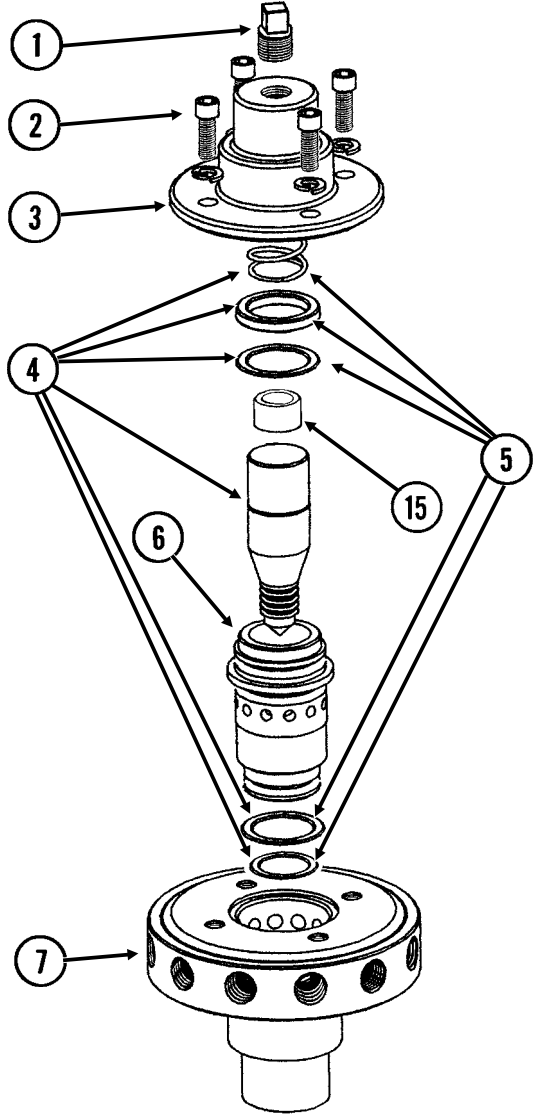
Model NGP-7055



ITEM	PART NO.	QTY.	DESCRIPTION
1	GR1804	1	Flange Cover Assembly
	G10991	4	Hex Head Cap Screw, 5/16"-18 x 7/8"
2	GR1803	1	Connecting Rod Assembly
3	GR1801	1	Spacer Assembly
	G10693	3	Hex Socket Head Set Screw, 5/16"-18 x 3/8"
4	GR1123	2	Plug
5	GR1543	1	Vent Plug
6	GR1112	1	Woodruff Key
7	GR1120	1	Eccentric Pin
8	GR1124	1	Pin
9	GR1104	1	Bearing
10	GR1805	1	Setting Hub Assembly
11	GR1134	1	Stuffing Box Insert
12	GR1146	1	Sprocket, 18 Tooth
13	GR1808	1	Adjustment Wrench
14	GR1806	1	Setting Pointer Assembly
15	GR1796	1	Repair Kit, Includes: (6) Gaskets, (9) O-Rings, (4) Washers, (1) Retaining Ring, (2) Oil Seals, (1) Snap Ring, (1) Thrust Washer, (1) Rod Bushing, (2) Flange Plunger Packings, (2) Packing Springs, (2) Rod Vee Packing Sets
16	GR1800	2	Discharge Valve Assembly
17	GR1798	2	Suction Valve Assembly
18	GR1118	3	Setting Arm Key
19	GR1116	1	Bearing
20	G10306	1	Carriage Bolt, 3/8"-16 x 2"
	G10108	1	Lock Nut, 3/8"-16
21	G10003	4	Hex Head Cap Screw, 3/8"-16 x 1 1/2"
	G11387	4	Flat Washer, 3/8" SAE
	G10229	4	Lock Washer, 3/8"
	G10101	4	Hex Nut, 3/8"-16
22	GR2011	1	Valve Cover, NPG-7055
23	GR2185	-	Crankshaft
A	GA12335	-	Piston Pump Complete W/18 Tooth Sprocket (Model NGP-7055)

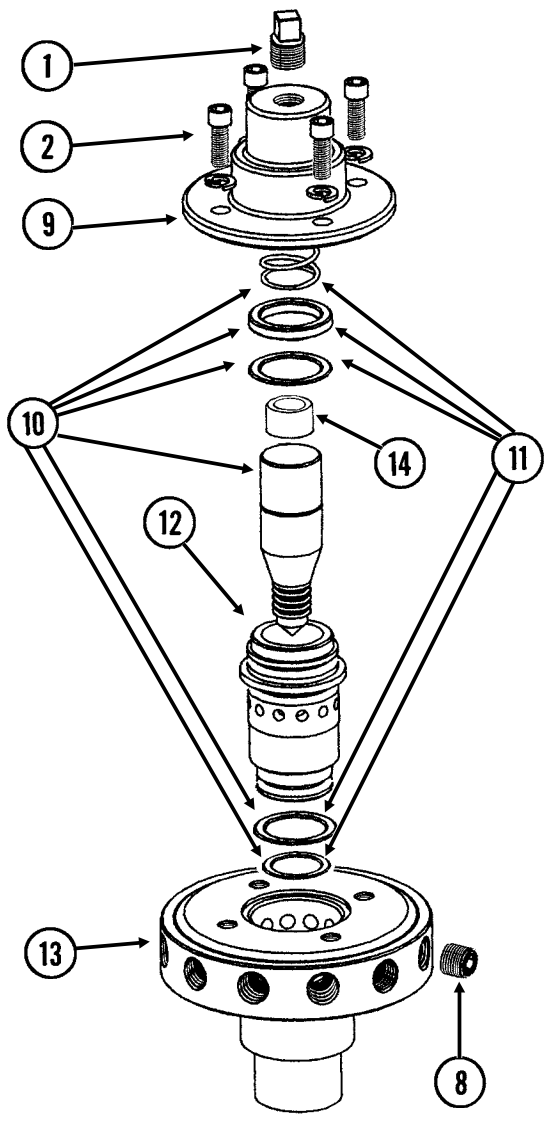
(FRTZ159/PT40a/FRTZ202c)

**Model FD-1200 Flow Divider,
12 Outlet**



3/4" NPT

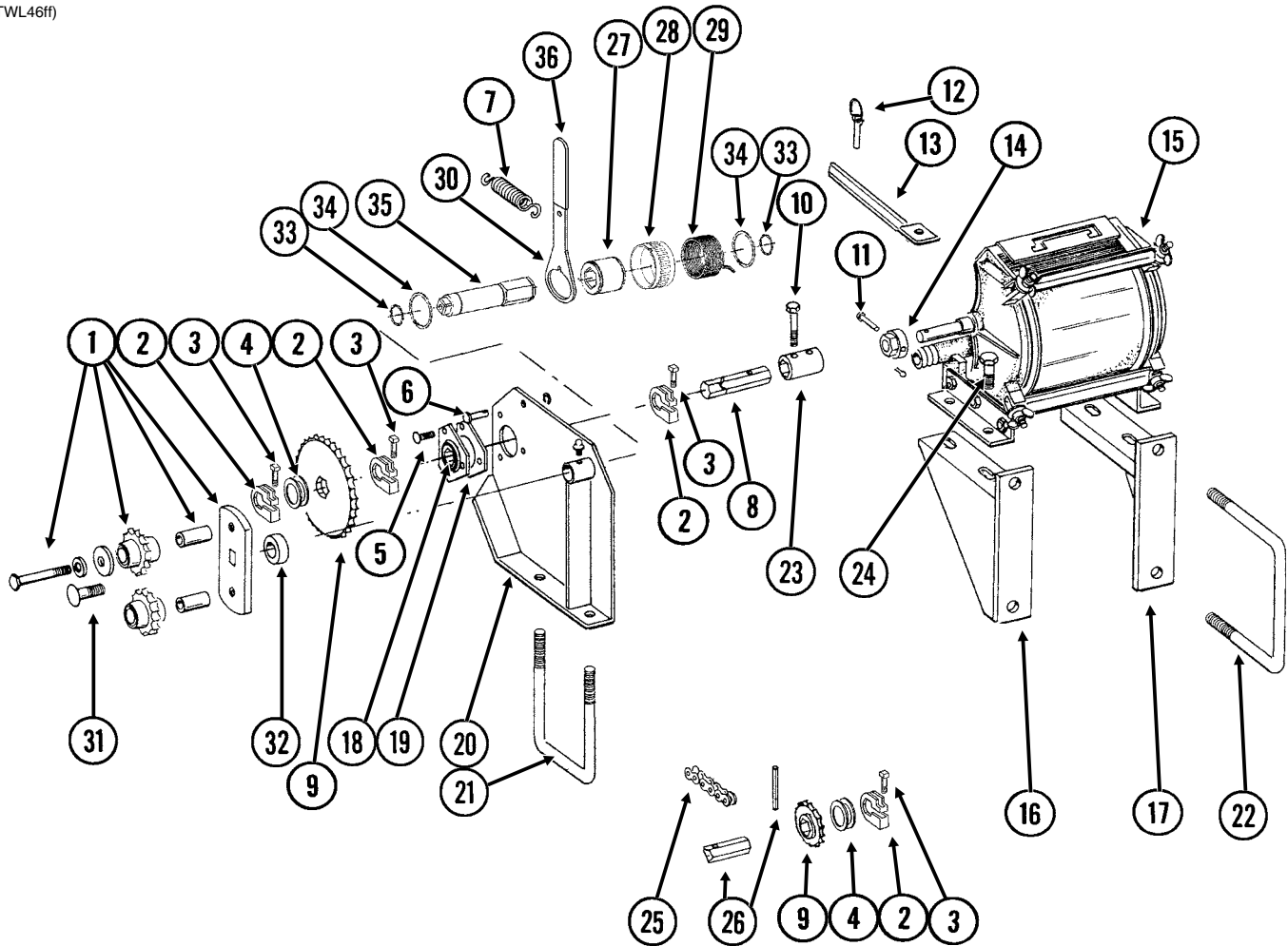
**Model FD-2000 Flow Divider,
20 Outlet**



1" NPT

ITEM	PART NO.	QTY.	DESCRIPTION
1	GR1543	1	Vent Plug
2	GR1542	4	Hex Socket Head Screw, 1/4"-20 x 3/4"
	GR1541	4	Lock Washer, 1/4", Stainless Steel
3	GR1540	1	Cap
4	GR1544	1	Needle Assembly W/Seal Kit (Item 22)
5	GR1545	1	Seal Kit, Includes: (3) O-Rings, (1) Seal, (1) Spring
6	GR1535	1	Sleeve
7	GR1533	1	Body, 12 Outlets
8	G10350	4	Hex Socket Head Plug, 1/4" NPT, Stainless Steel
9	GR1566	1	Cap
10	GR1567	1	Needle Assembly W/Seal Kit (Item 22)
11	GR1568	1	Seal Kit, Includes: (3) O-Rings, (1) Seal, (1) Spring
12	GR1561	1	Sleeve
13	GR1559	1	Body, 20 Outlets
14	GR1575	1	Sleeve, Stainless Steel
15	GR1574	1	Sleeve, 1" O.D. x 1/2" Long, Stainless Steel
A	GA8931	1	Liquid Fertilizer Piston Pump Flow Divider Complete, 12 Outlet (Model FD-1200) (Items 1-7) (12 Row Sizes)
B	GA9407	1	Liquid Fertilizer Piston Pump Flow Divider Complete, 20 Outlet (Model FD-2000) (Items 1, 2 And 8-14) (16 Row Size)

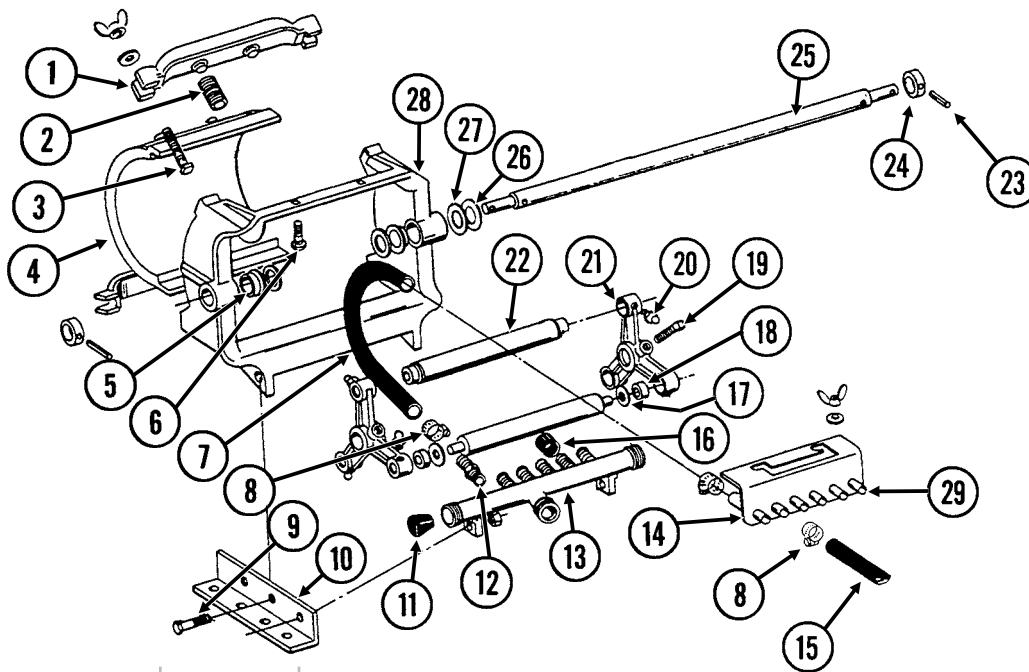
(TWL46ff)



ITEM	PART NO.	QTY. (Per Side)	DESCRIPTION
1	GA7336	1	Idler W/Bolt-On Sprockets
	GD7426	-	Sprocket, 12 Tooth (Included W/GA7336)
	GD1026	-	Sleeve, 1 ³ / ₁₆ " Long (Included W/GA7336)
	G11387	-	Flat Washer, ³ / ₈ " SAE (Included W/GA7336)
	G10229	-	Lock Washer, ³ / ₈ " (Included W/GA7336)
	G10047	-	Hex Head Cap Screw, ³ / ₈ "-16 x 1 ³ / ₄ " (Included W/GA7336)
	GD11045	4	Lock Clamp
2	G10130	4	Square Head Machine Bolt, ⁵ / ₁₆ "-18 x 1 ³ / ₄ "
	G10923	4	Flange Nut, ⁵ / ₁₆ "-18, No Serration
3	G10233	-	Machine Bushing, 1", 10 Gauge (As Required)
	G10303	3	Carriage Bolt, ⁵ / ₁₆ "-18 x 1"
4	G11386	3	Flat Washer, ⁵ / ₁₆ " SAE
	G10232	3	Lock Washer, ⁵ / ₁₆ "
	G10106	3	Hex Nut, ⁵ / ₁₆ "-18
	G10478	1	Clevis Pin, ⁵ / ₁₆ " x 1"
5	G10409	1	Retaining Ring, ⁵ / ₁₆ "
	GD5857	1	Spring
6	GD2548-54	-	Hex Shaft, ⁷ / ₈ " x 54" (1 Hole), 12/16 Row

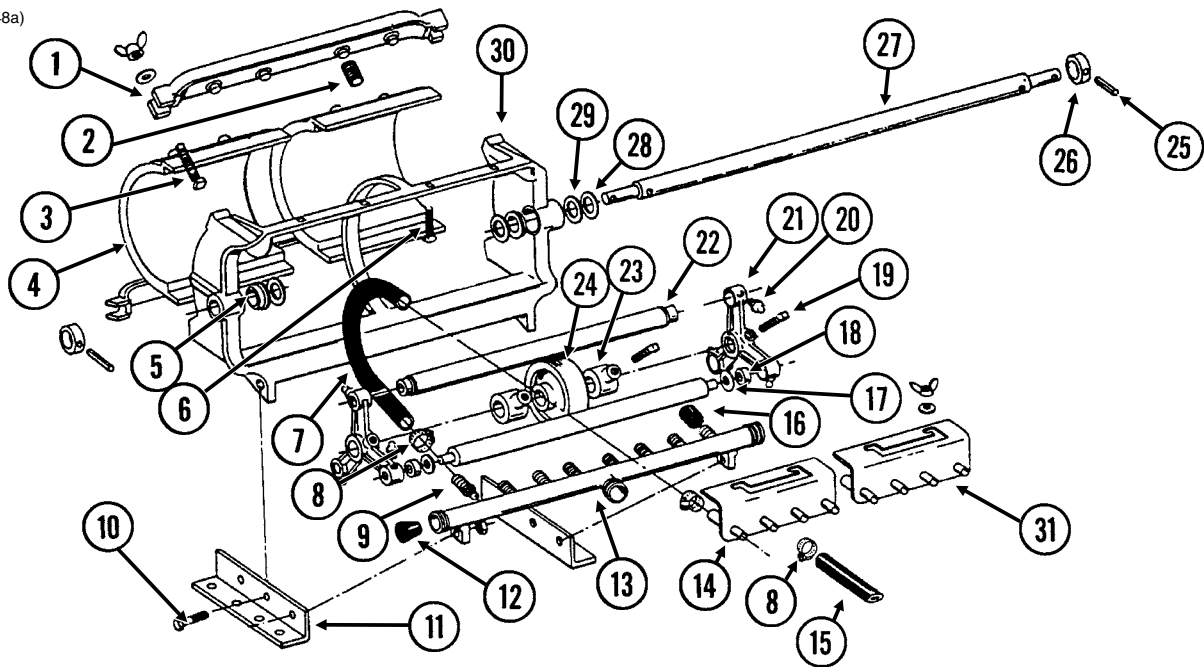
ITEM	PART NO.	QTY. (Per Side)	DESCRIPTION
9	GA5105	1	Sprocket, 15 Tooth
	GA5106	1	Sprocket, 17 Tooth
	GA5107	1	Sprocket, 19 Tooth
	GA5108	1	Sprocket, 23 Tooth
	GA5109	1	Sprocket, 24 Tooth
	GA5114	2	Sprocket, 30 Tooth
	GA6514	1	Sprocket, 46 Tooth
	GA5194	1	Sprocket, 50 Tooth
	GA6515	-	Sprocket, 62 Tooth
	GA5195	1	Sprocket, 66 Tooth
10	G10339	1	Hex Head Cap Screw, 5/16"-18 x 2"
	G10232	1	Lock Washer, 5/16"
	G10106	1	Hex Nut, 5/16"-18
11	G10821	1	Clevis Pin, 3/16" x 2"
	G10455		Cotter Pin, 1/16" x 1/2"
12	GD2558	1	Lynch Pin, 1/4"
13	GA5146	1	Sprocket Storage Rod
14	GD7127	1	Shear Coupler
15	---	-	See "Liquid Fertilizer Squeeze Pump, 12 Row" on page P243 See "Liquid Fertilizer Squeeze Pump, 16 Row" on page P244
16	GA4619	1	Pump Mount, L.H.
17	GA4620	1	Pump Mount, R.H.
18	G2100-03	1	Bearing, 7/8" Hex Bore, Spherical
19	G3400-01	2	Flangette
20	GA4617	1	Drive Plate W/Grease Fitting
	GA4618	-	Drive Plate W/Grease Fitting (Shown)
	G10640	-	Grease Fitting, 1/4"-28 (Included W/GA4617 and GA4618)
21	GD1134	1	U-Bolt, 7" x 5" x 5/8"-11
	G10230	2	Lock Washer, 5/8"
	G10104	2	Hex Nut, 5/8"-11
22	GD1113	2	U-Bolt, 5" x 7" x 5/8"-11
	G10230	4	Lock Washer, 5/8"
	G10104	4	Hex Nut, 5/8"-11
23	GD6924	1	Coupler
24	G10004	4	Hex Head Cap Screw, 3/8"-16 x 1 1/4"
	G11387	4	Flat Washer, 3/8" SAE
	G10229	4	Lock Washer, 3/8"
	G10101	4	Hex Nut, 3/8"-16
25	G3310-170	1	Chain, No. 40, 170 Pitch Including Connector Link
	GR0912	-	Connector Link, No. 40
26	---	-	See "Seed Rate Transmission and Row Unit Drill Shafts" on page P135
27	GD14432	1	Sleeve, 1 1/4"
28	GD19344	-	Release Collar, Gray, L.H. (Shown)
	GD19343	1	Release Collar, Blue, R.H.
29	GD14414	1	Torsion Spring, R.H. (Used In L.H. Wrap Spring Wrench) (Shown)
	GD14413	-	Torsion Spring, L.H. (Used In R.H. Wrap Spring Wrench)
30	GD14431	1	Handle
31	G11100	1	Hex Socket Button Head Cap Screw, 1/4"-20 x 1/2", Grade 8
	G10227	1	Lock Washer, 1/4"
	G11453	1	Fender Washer, 1/4"
32	GD2734-08	1	Sleeve, 1 1/4" O.D. x 5/8" Long
33	G11075	2	External Inverted Snap Ring, 7/8"
34	G10496	2	External Inverted Snap Ring, 1 1/2"
35	GD14427	1	Tightener Shaft, 4 7/8"
36	G11078	1	Vinyl Cap
A	G1K269	-	Lock Clamp Kit (Items 2 and 3)
B	G1K379	-	Wrap Spring Wrench Replacement Kit, Gray Collar, L.H. (Items 27-36) (Shown)
	G1K378	1	Wrap Spring Wrench Replacement Kit, Blue Collar, R.H. (Items 27-36)

LFC011/LFC011(PT47a)



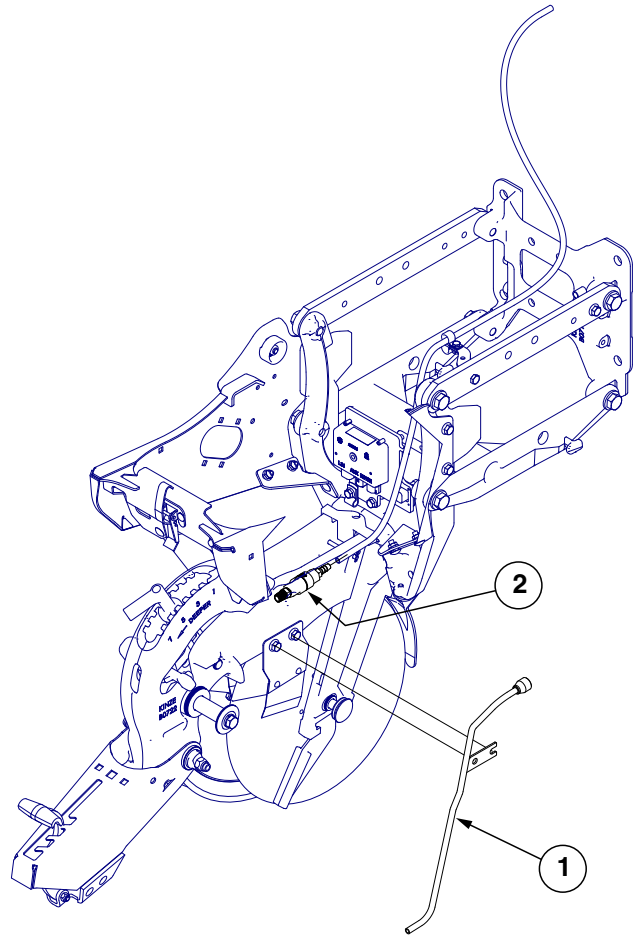
ITEM	PART NO.	QTY.	DESCRIPTION
1	GR0216	2	Spring Anchor Bar
2	GR0214	4	Spring
3	G10130	4	Square Head Machine Bolt, 5/16"-18 x 1 3/4"
	G11386	4	Flat Washer, 5/16" SAE
	G10144	4	Wing Nut, 5/16"-18
4	GR0212	1	Plate
5	GR0207	2	Nylon Bushing
6	G10303	2	Carriage Bolt, 5/16"-18 x 1"
	G11386	2	Flat Washer, 5/16" SAE
	G10144	2	Wing Nut, 5/16"-18
7	GR0215	6	Metering Hose, 1/2" x 13"
8	G10681	-	Hose Clamp, No. 6
9	G10004	4	Hex Head Cap Screw, 3/8"-16 x 1 1/4"
	G10101	4	Hex Nut, 3/8"-16
10	GR0213	2	Angle
11	GR0217	2	Manifold Plug
12	GR0232	6	Adapter
13	GR0228	1	Intake Manifold
14	GR1484	1	Discharge Manifold Less Hose Barbs
15	G4301-06	1	Hose, 3/8" x 160', 12 Row 30"
16	GR0211	-	Rubber Cap
17	GR0229	6	Nylon Washer
18	GR1626	6	Bushing
19	G10131	2	Square Head Set Screw, 5/16"-18 x 3/4"
20	G10640	8	Grease Fitting, 1/4"-28
21	GR0231	2	Roller Arm
22	GR0233	3	Roller
23	G10718	2	Spring Pin, 5/16" x 1 1/8"
24	GD9109	2	Sleeve
25	GD9107	1	Shaft
26	GR0226	2	Shim, 3/64"
27	GR0225	2	Shim, 1/32"
28	GR0208	1	Frame
29	GR1577	6	Nylon Hose Barb, 1/2" x 3/8" (If Applicable)
A	GA8691	2	Squeeze Pump Complete, 6 Rows (Items 1-13, 15-22 And 25-29)

LFC010(PT48a)



ITEM	PART NO.	QTY.	DESCRIPTION
1	GR0221	2	Spring Anchor Bar
2	GR0214	8	Spring
3	G10130	4	Square Head Machine Bolt, 5/16"-18 x 1 3/4"
	G11386	4	Flat Washer, 5/16" SAE
	G10144	4	Wing Nut, 5/16"-18
4	GR0212	2	Plate
5	GR0207	2	Nylon Bushing
6	G10303	4	Carriage Bolt, 5/16"-18 x 1"
	G11386	4	Flat Washer, 5/16" SAE
	G10144	4	Wing Nut, 5/16"-18
7	GR0215	8	Metering Hose, 1/2" x 13"
8	G10681	-	Hose Clamp, No. 6
9	GR0232	8	Adapter
10	G10004	4	Hex Head Cap Screw, 3/8"-16 x 1 1/4"
	G10101	4	Hex Nut, 3/8"-16
11	GR0279	1	Angle, L.H.
	GR0280	1	Angle, R.H.
12	GR0217	2	Manifold Plug
13	GR0284	1	Intake Manifold
14	GR1485	2	Discharge Manifold Less Hose Barbs
15	G4301-05	1	Hose, 3/8" x 120'
16	GR0211	-	Rubber Cap
17	GR0229	6	Nylon Washer
18	GR1626	6	Bushing
19	G10131	2	Square Head Set Screw, 5/16"-18 x 3/4"
20	G10640	8	Grease Fitting, 1/4"-28
21	GR0231	2	Roller Arm
22	GR0283	3	Roller
23	GR0282	2	Set Collar
24	GR0281	1	Back Up Roller
25	G10718	2	Spring Pin, 5/16" x 1 1/8"
26	GD9109	2	Sleeve
27	GD9108	1	Shaft
28	GR0226	4	Shim, 3/64"
29	GR0225	4	Shim, 1/32"
30	GR0222	1	Frame
31	GR1577	8	Nylon Hose Barb, 1/2" x 3/8" (If Applicable)
A	GA8692	2	Squeeze Pump Complete, 8 Rows (Items 1-14, 16-24 And 27-31)

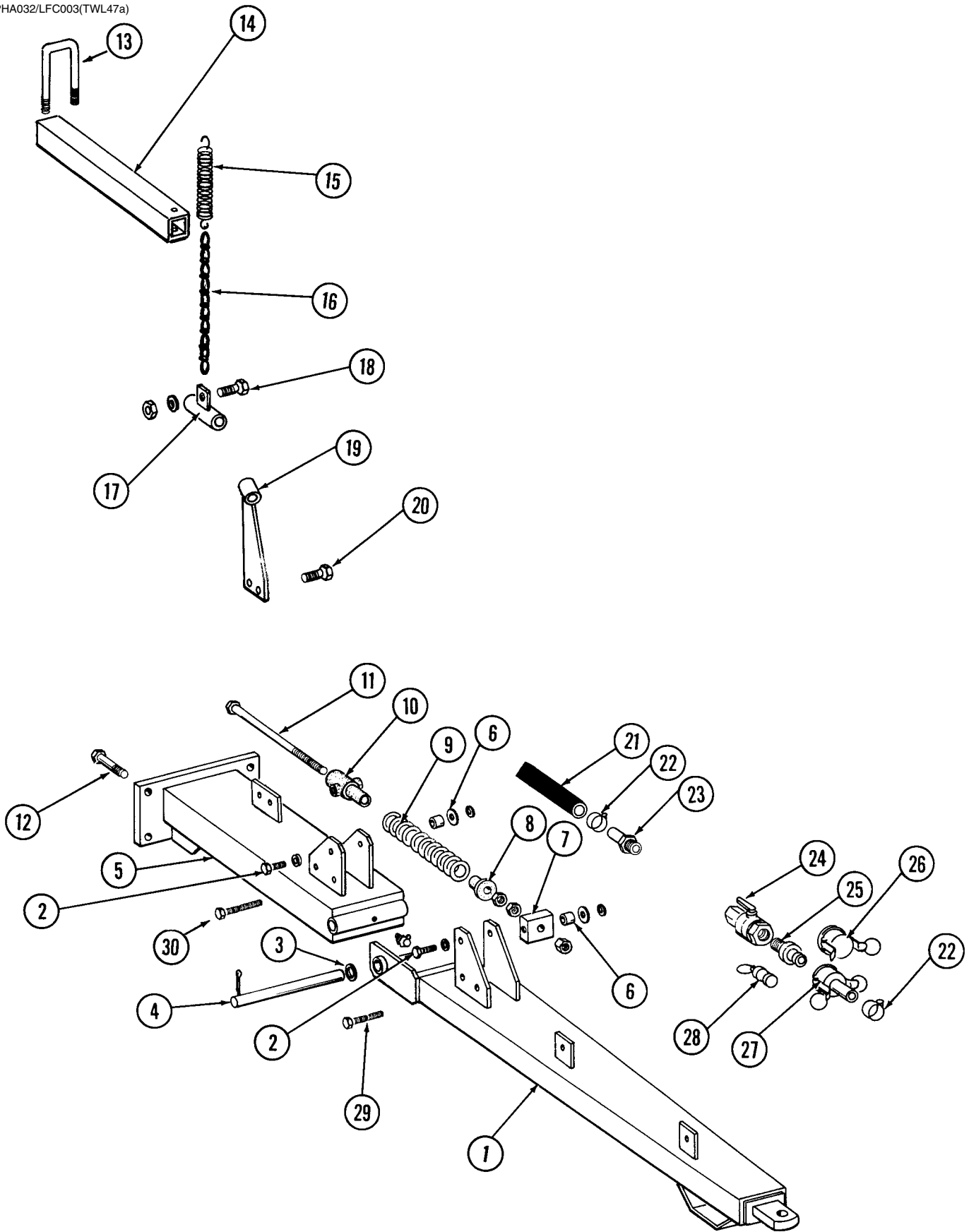
(A18821a)



ITEM	PART NO.	QTY.	DESCRIPTION
1	GA18822	-	Liquid Fertilizer Tube
2	GA20583	-	Check Valve Assembly

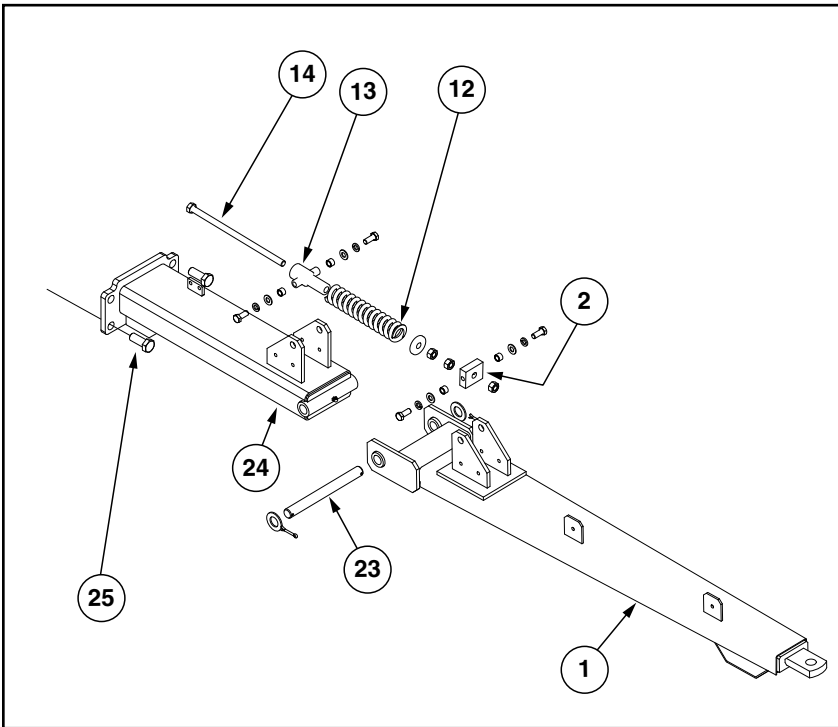
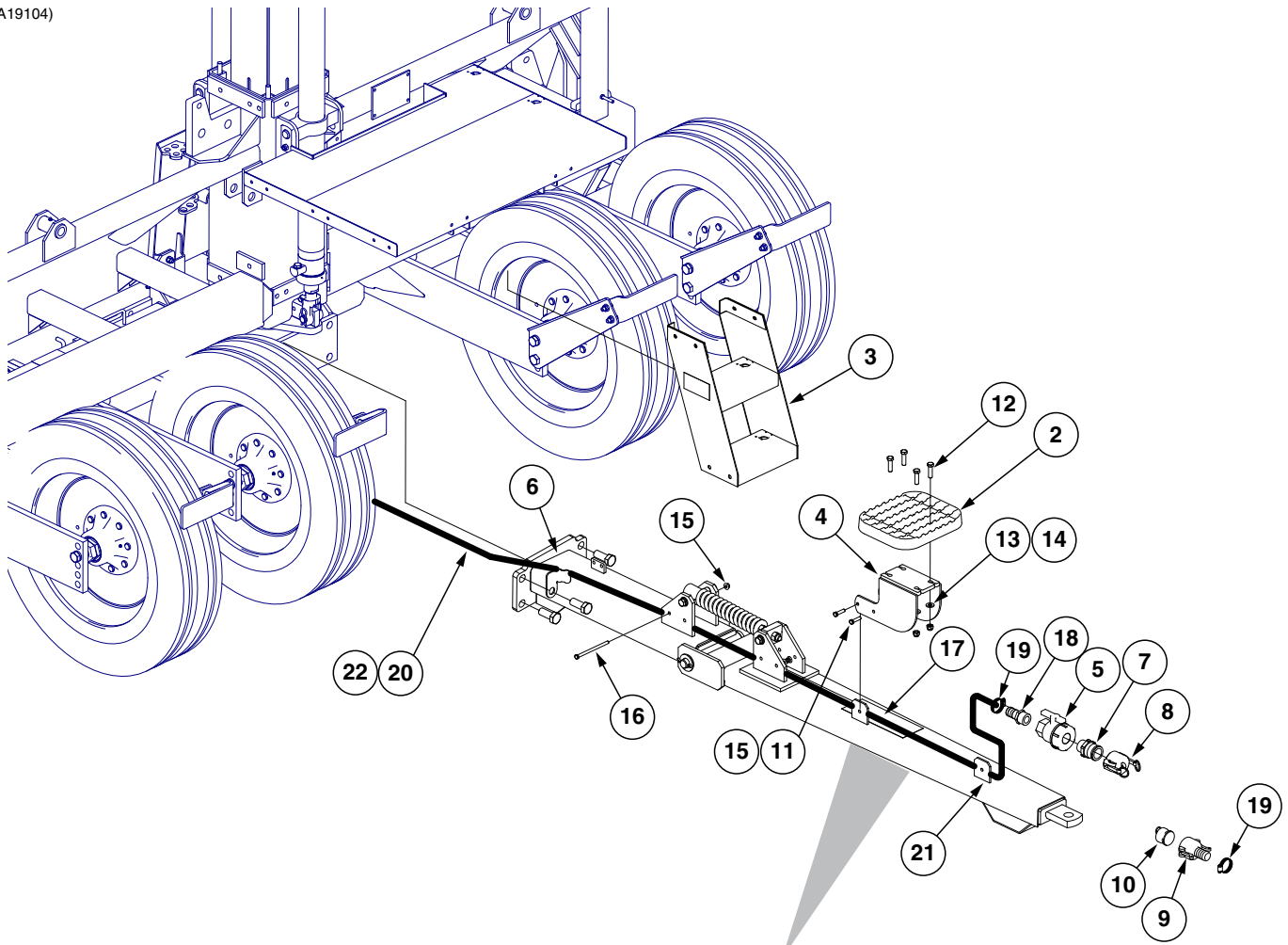
This page left blank intentionally.

PHA032/LFC003(TWL47a)

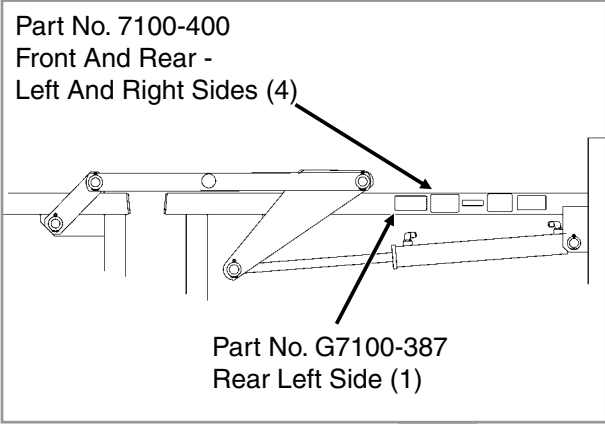


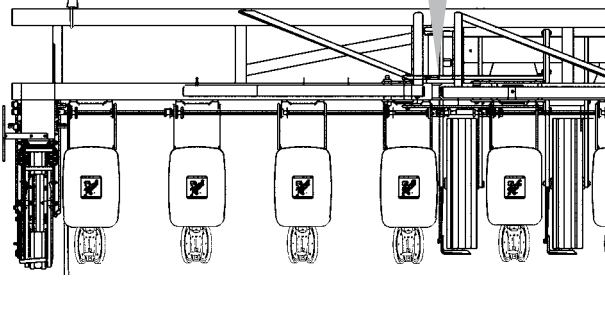



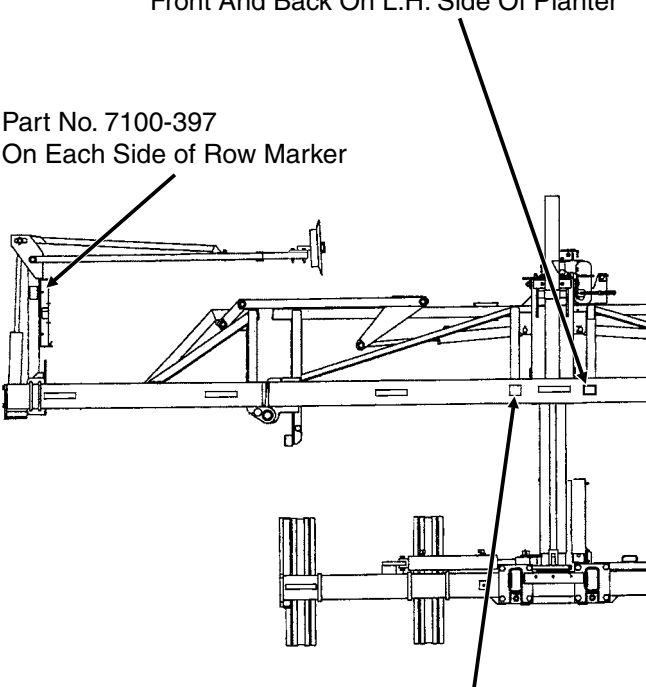



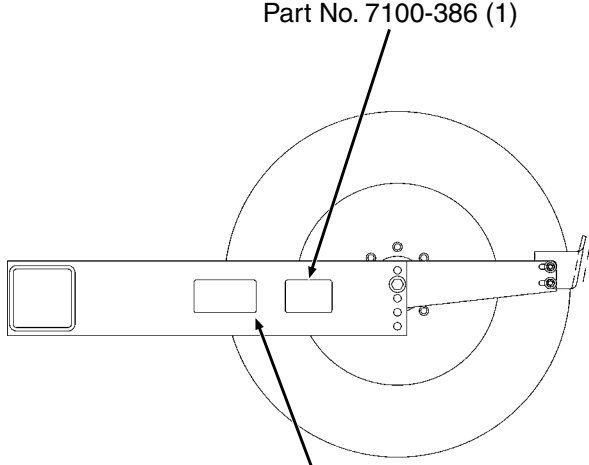

ITEM	PART NO.	QTY.	DESCRIPTION
1	GA6961	1	Hitch
2	G10007	4	Hex Head Cap Screw, 5/8"-11 x 1 1/2"
	G11391	4	Flat Washer, 5/8" SAE
	G10230	4	Lock Washer, 5/8"
3	G11396	2	Flat Washer, 1 1/4" SAE
4	GD3547	1	Pin, 1 1/4" x 12 3/4"
	G10460	2	Cotter Pin, 1/4" x 2"
5	GA6960	1	Hitch
6	GB0218	4	Bushing, 2 1/32" I.D. x 7/8" O.D. x 1 9/32" Long
7	GD7908	1	Tap Block
8	GB0213	1	Spring Seat
9	GD2115	1	Spring
10	GB0206	1	Rod Guide
11	GD7907	1	Special Bolt
	G10105	3	Hex Nut, 3/4"-10
12	G10826	5	Hex Head Cap Screw, 1"-8 x 2 1/2"
	G10396	5	Lock Nut, 1"-8
13	GD2721	2	U-Bolt, 2" x 2" x 1/2"-13
	G10228	4	Lock Washer, 1/2"
	G10102	4	Hex Nut, 1/2"-13
14	GD10196	-	Hanger Tube
15	GD0829	-	Spring
16	G3305-03	-	Twin Loop Chain, 15 Links
17	GA7209	-	Hose Support
18	G10064	1	Hex Head Cap Screw, 1/4"-20 x 1"
	G11385	2	Flat Washer, 1/4" SAE
	G10110	1	Lock Nut, 1/4"-20, Grade B
19	GA7208	-	Hose Support
20	G10004	2	Hex Head Cap Screw, 3/8"-16 x 1 1/4"
	G10108	2	Lock Nut, 3/8"-16
21	G4200-01	1	Hose, 1 1/4" x 22'
22	G10672	6	Hose Clamp, No. 28
23	G10626	1	Adapter, 1 1/4" NPT To Barb
24	GA4976	1	Shutoff Valve, 1 1/4" NPT
	GR1015	-	Body O-Ring (Included W/GA4976)
	GR1016	-	Stem O-Ring (Included W/GA4976)
	GR1017	-	Teflon Seat (Included W/GA4976)
	GR1018	-	Ball (Included W/GA4976)
	GR1019	-	Handle (Included W/GA4976)
25	GD1514	1	Adapter, 1 1/4" Male NPT To Cam Lock
26	GD1515	1	Dust Cap, 1 1/4" Cam Lock
27	GD1516	1	Adapter, 1 1/4" Barb To Female Cam Lock
28	GD1517	1	Dust Plug, 1 1/4" Male Cam Lock
29	G10172	1	Hex Head Cap Screw, 3/8"-16 x 5"
	G10229	1	Lock Washer, 3/8"
	G10101	1	Hex Nut, 3/8"-16
30	G10756	1	Hex Head Cap Screw, 3/8"-16 x 6"
	G10229	1	Lock Washer, 3/8"
	G10101	1	Hex Nut, 3/8"-16

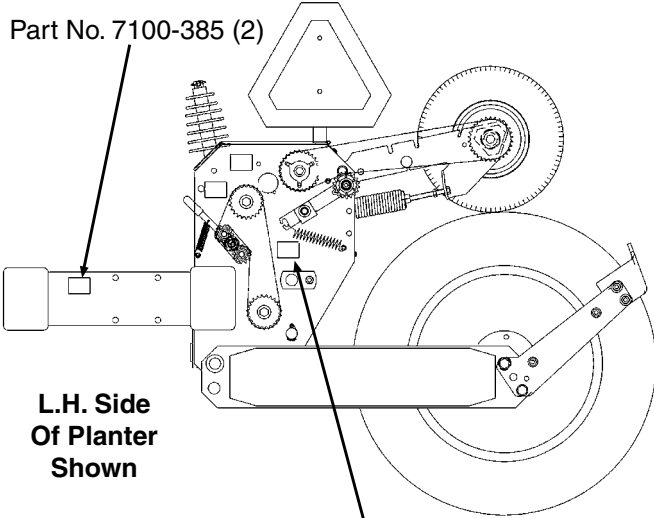

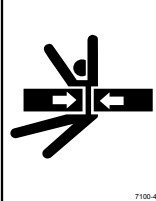

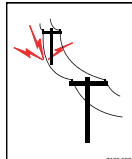
(A19104)

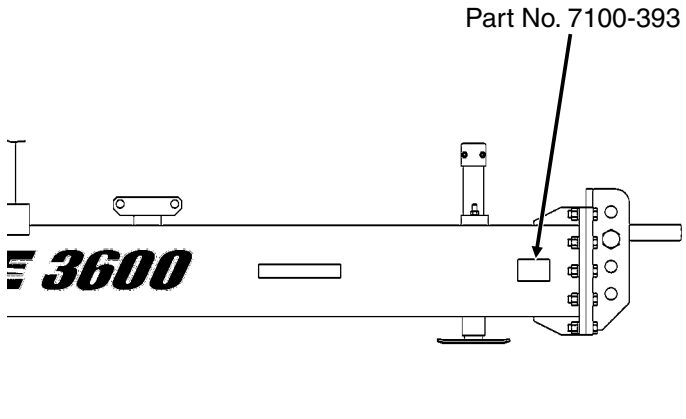

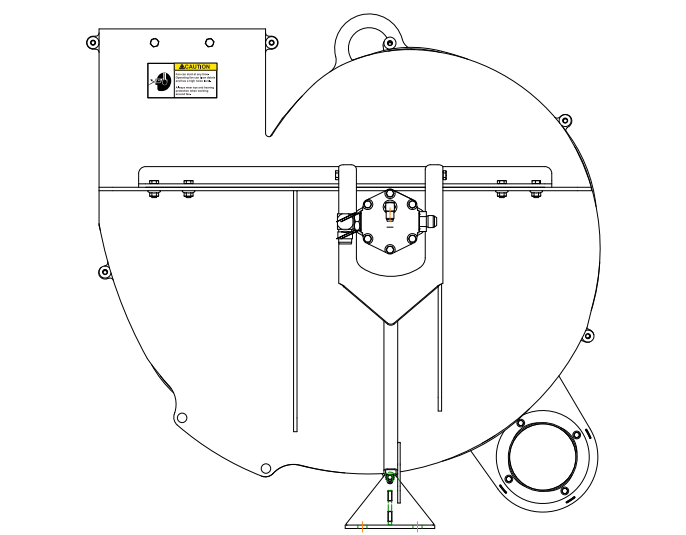
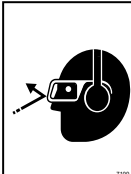
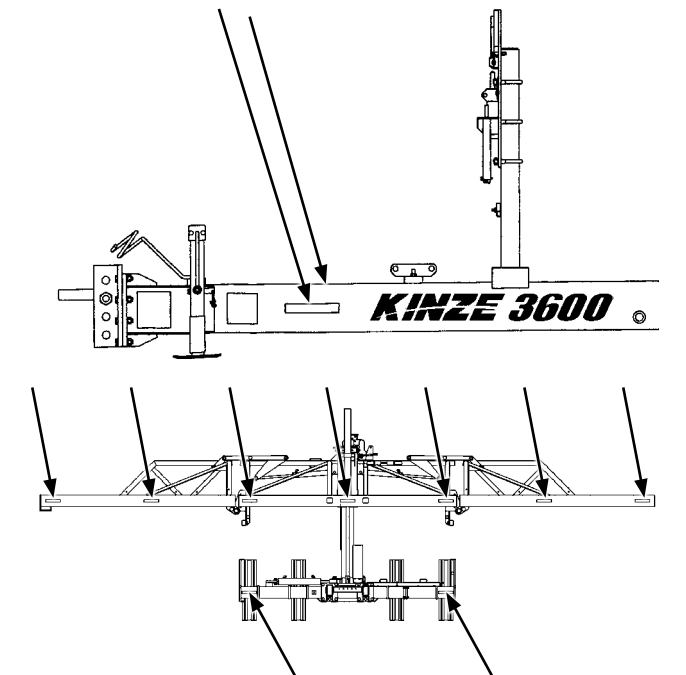



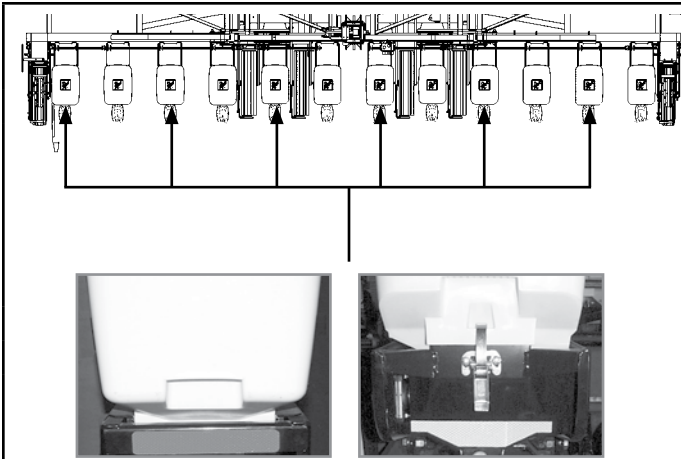
ITEM	PART NO.	QTY.	DESCRIPTION
1	GA6961	1	Hitch
2	GB0315	1	Step
3	GA16145	1	Ladder
4	GA14520	1	Hitch Step
5	GA4976	1	Shutoff Valve, 1¼" NPT
	GR1015	-	Body O-Ring (Included W/GA4976)
	GR1016	-	Stem O-Ring (Included W/GA4976)
	GR1017	-	Teflon Seat (Included W/GA4976)
	GR1018	-	Ball (Included W/GA4976)
	GR1019	-	Handle (Included W/GA4976)
6	GD20757	1	Hose Routing Bracket
7	GD1514	1	Adapter, 1¼" Male NPT To Cam Lock
8	GD1515	1	Dust Cap, 1¼" Cam Lock
9	GD1516	1	Adapter, 1¼" Barb To Female Cam Lock
10	GD1517	1	Dust Plug, 1¼" Male Cam Lock
11	G10003	4	Hex Head Cap Screw, ⅜"-16 x 1½"
12	G10039	4	Hex Head Cap Screw, ½"-13 x 1¾"
13	G11389	4	Flat Washer, ½" SAE
14	G10111	4	Lock Nut, ½"-13
15	G11091	5	Serrated Flange Nut, ⅜"-16
16	G10756	1	Hex Head Cap Screw, ⅜"-16 x 6"
17	GD13706-02	1	Anti-Slip Tape, 4" x 12"
18	G10626	1	Adapter, 1¼" NPT To Barb
19	G10672	2	Hose Clamp, No. 28
20	G4200-01	1	Hose, 1¼" x 22'
21	GD2117	2	Cable Tie, 14½"
22	GD2984	2	Cable Tie, 34"
23	GD3547	1	Pin, 1¼" x 12¾"
	G11396	2	Flat Washer, 1¼"
	G10460	2	Cotter Pin, ¼" x 2"
24	GA6960	1	Hitch
25	G10826	5	Hex Head Cap Screw, 1"-8 x 2½"
	G10396	5	Lock Nut, 1"-8
26	GD7908	1	Tap Block
	G10007	2	Hex Head Cap Screw, ⅝"-11 x 1½"
	G10230	2	Lock Washer, ⅝"
	G11391	2	Flat Washer, ⅝" SAE
	GB0218	2	Bushing, 2½" I.D. x 7/8" O.D. x 19/32" Long
27	GD7907	1	Special Bolt
28	GB0206	1	Rod Guide
	G10007	2	Hex Head Cap Screw, ⅝"-11 x 1½"
	G10230	2	Lock Washer, ⅝"
	G11391	2	Flat Washer, ⅝" SAE
	GB0218	2	Bushing, 2½" I.D. x 7/8" O.D. x 19/32" Long
29	GD2115	1	Spring
	G10105	3	Hex Nut, ¾"-10
	GB0213	1	Spring Seat

<p>Part No. 7100-400 Front And Rear - Left And Right Sides (4)</p> 	 <p>WARNING Transporting planter with hoppers over half full or unevenly loaded can cause loss of control and could result in death, serious injury, or damage to property and equipment. Properly load planter when transporting. Be aware of extra transport weight, and road conditions and limits.</p>
<p>Part No. G7100-387 Rear Left Side (1)</p> 	<p>Part No.: G7100-400 Description: Decal, Warning Quantity: 4 (Front and Rear/Left and Right)</p>
	<p>Part No.: G7100-68 Description: Decal, Warning (used prior to 2012 Production; replaced by G7100-385) Quantity: 1</p>
	 <p>WARNING Uncontrolled machine movement can crush resulting in death, serious injury, or damage to property and equipment. Install safety lockup devices before working under or transporting this equipment.</p>
	<p>Part No.: G7100-385 Description: Decal, Warning (2012 Production and On; replaces G7100-68) Quantity: 1</p>

<p>Part No. 7100-385 Front And Back On L.H. Side Of Planter</p> <p>Part No. 7100-397 On Each Side of Row Marker</p>  <p>Part No. 7100-385 Front And Back On R.H. Side Of Planter</p>	 <p>WARNING</p> <p>Uncontrolled machine movement can crush resulting in death, serious injury, or damage to property and equipment. Install safety lockup devices before working under or transporting this equipment.</p>
<p>Part No.: G7100-385 Description: Decal, Warning Quantity: 2 Front And Back On L.H. Side Of Planter (2)</p>	 <p>WARNING</p> <p>Row marker can lower at any time and could cause death or serious injury. Stay away from row markers! Install safety lockup device when not in use.</p>
<p>Part No.: G7100-397 Description: Decal, Danger Quantity: 2 On Each Side of Row Marker</p>	 <p>WARNING</p> <p>Removing this wheel and axle assembly can cause equipment to tip over which could result in death, serious injury, or damage to property and equipment.</p>
<p>Part No. 7100-386 (1)</p>  <p>Part No. 7100-370 (2) Each side of outer stub axles.</p>	<p>Part No.: G7100-386 Description: Decal, Warning Quantity: 1</p>
 <p>WARNING</p> <p>Overinflation may cause explosive separation of tire and rim which could result in death or serious injury. Follow inflation specifications and maintenance instructions in the operator's manual.</p>	<p>Part No.: G7100-370 Description: Decal, Warning Quantity: 2 On Each Side Of Outer Stub Axles</p>

 <p>Part No. 7100-385 (2)</p> <p>L.H. Side Of Planter Shown</p> <p>Part No. 7100-402 (2)</p>	 <p>WARNING</p> <p>Uncontrolled machine movement can crush resulting in death, serious injury, or damage to property and equipment. Install safety lockup devices before working under or transporting this equipment.</p>
<p>Part No.: G7100-385 Description: Decal, Warning Quantity: 2</p>	 <p>WARNING</p> <p>Uncontrolled movement of planter components can cause death, serious injury, or damage to property and equipment. Raise planter and install cylinder lockups before folding. Fold on level ground. Install wing safety latches before towing.</p>
<p>Part No.: G7100-402 Description: Decal, Warning Quantity: 2</p>	 <p>WARNING</p> <p>Uncontrolled movement of equipment can cause loss of control and could result in death, serious injury, or damage to property and equipment. Install all safety pins before transporting equipment.</p>
<p>Part No.: G7100-384 Description: Decal, Warning Quantity: 1</p>	 <p>DANGER</p> <p>CONTACTING OR COMING CLOSE TO POWER LINES OR OTHER HIGH ENERGY SOURCES WILL CAUSE DEATH OR SERIOUS INJURY. Keep away from power lines or high energy sources at all times.</p>
<p>Part No.: G7100-382 Description: Decal, Danger Quantity: 1</p>	<p>Part No.: G7100-382 Description: Decal, Danger Quantity: 1</p>

 <p>Part No. 7100-393</p>	 <p>WARNING Loss of control can cause death or serious injury, or damage to property and equipment. Tow only with farm tractor weight rated and configured for this equipment. Use safety chains and transport as specified in the Operator and Parts Manual.</p> <p>Part No.: G7100-393 Description: Decal, Warning Quantity: 1</p>
	 <p>CAUTION Fan can start at any time. Operating fan can blow debris and has a high noise level. Always wear eye and hearing protection when working around fan.</p> <p>Part No.: G7100-392 Description: Decal, Caution Quantity: 2 (Located On Each Side Of Fan)</p>
	 <p>Part No.: G7100-259 Description: Reflective Decal, Amber, 1½" x 9", Rectangular Quantity: 2 (1 Located on Each Side of Hitch)</p> <p>7 (Used on 12 Row); 9 (Used on 16 Row) (Located On The Front Side Of The Front Toolbar - Side-Facing In Transport Position)</p> <p>2 (Forward-Facing)</p>



Note: 6 used on 12 row; 8 used on 16 row



Part No.: G7100-259
 Description: Reflective Decal, Amber, 1½" x 9", Rectangular
 Quantity: 2 (Per Row Unit - Located On The Granular Chemical Hopper Panel Extension Of Every Other Row Unit Beginning On The L.H. Side Of The Planter - Side-Facing In Transport Position) (With Optional Granular Chemical)


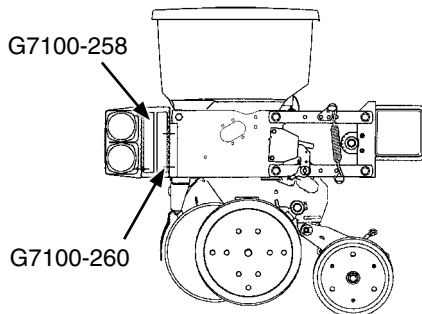
Part No.: G7100-262
 Description: Reflective Decal, Amber, 1¾" x 9", Die-Cut
 Quantity: 1 (Qty. 1 Per Row Unit - Located On The Hopper Support Of Every Other Row Unit Beginning On The L.H. Side Of The Planter - Side-Facing In Transport Position) (Standard)



Part No.: G7100-258
 Description: Reflective Decal, Red, 1½" x 9" Rectangular
 Quantity: 1 (Per Outer Scraper - Located On Top)

Part No.: G7100-260
 Description: Reflective Decal, Orange, 1½" x 9" Rectangular
 Quantity: 1 (Per Outer Scraper - Located On Bottom)

With Even-Row Push Row Unit Option

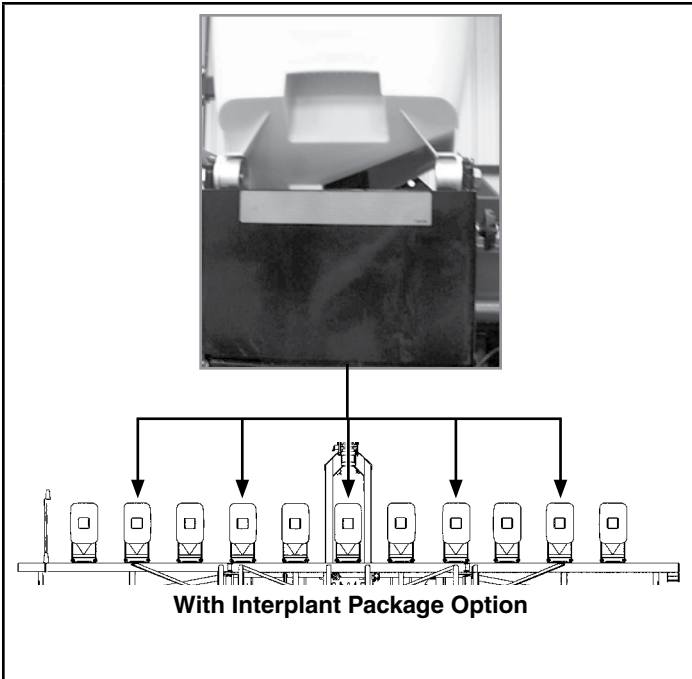


Part No.: G7100-258
 Description: Reflective Decal, Red, 1½" x 9" Rectangular
 Quantity: 1 (Located On The Light Bracket On The L.H. Side Of The Planter - Rear-Facing In Transport Position)

Part No.: G7100-260
 Description: Reflective Decal, Orange, 1½" x 9" Rectangular
 Quantity: 1 (Located On The Light Bracket On The L.H. Side Of The Planter - Rear-Facing In Transport Position)

Part No.: G7100-259
 Description: Reflective Decal, Amber, 1½" x 9", Rectangular
 Quantity: 1 Used Located On The Front Of The Optional Even-Row Push Row Unit - Side-Facing In Transport Position)

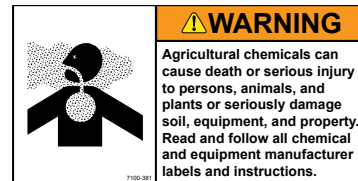
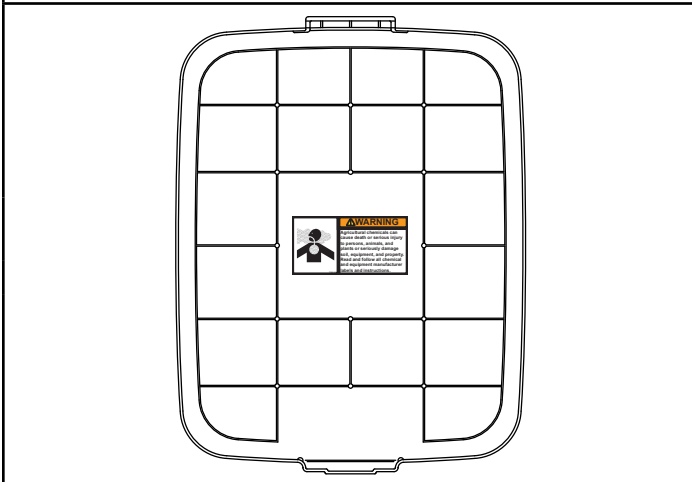
	<div style="background-color: #cccccc; width: 100px; height: 20px; margin-bottom: 10px;"></div> <p>Part No.: G7100-258 Description: Reflective Decal, Red, 1½" x 9" Rectangular Quantity: 1 (Located On The Light Bracket On the L.H. Side Of The Planter - Rear-Facing In Transport Position)</p> <p>1 (Located On The Outer Row Unit On the L.H. Side Of The Planter - Rear-Facing In Transport Position)</p> <hr/> <p>Part No.: G7100-260 Description: Reflective Decal, Orange, 1½" x 9" Rectangular Quantity: 1 (Located On The Light Bracket On the L.H. Side Of The Planter - Rear-Facing In Transport Position)</p> <p>1 (Located On The Outer Row Unit On the L.H. Side Of The Planter - Rear-Facing In Transport Position)</p>
<p>With Granular Chemical Option</p>	<div style="background-color: #cccccc; width: 100px; height: 20px; margin-bottom: 10px;"></div> <p>Part No.: G7100-259 Description: Reflective Decal, Amber, 1½" x 9", Rectangular Quantity: 1 (Located On The Outer Row Unit On The R.H. Side Of The Planter - Forward- Facing In Transport Position)</p>



Part No.: G7100-259

Description: Reflective Decal, Amber, 1½" x 9", Rectangular

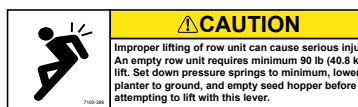

Quantity: 5 Used On 12 Row; 7 On 16 Row (Located On The Front Of Every Other Push Row Unit Beginning With The Center Row Unit And Every Other Row Unit To Both Ends - Side-Facing In Transport Position)



Part No.: G7100-381 (2013 production and on; replaces G7100-115)

Description: Decal, Warning

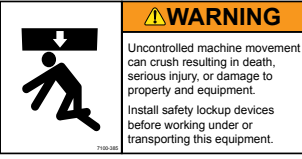
Quantity: 1 (1 Per Row Unit - Located On Underside Of Granular Chemical Hopper Lid)

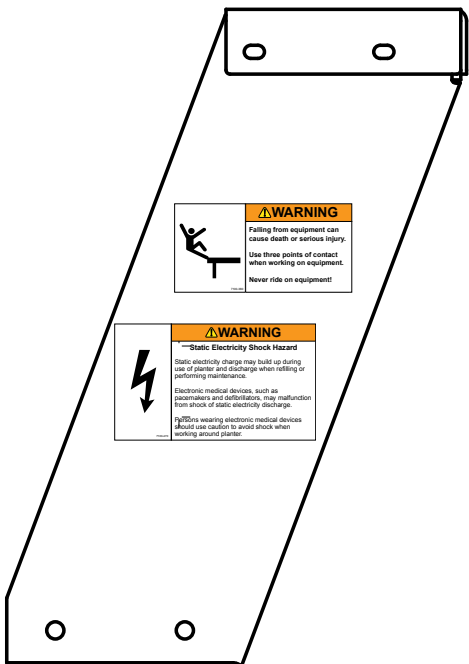











Part No.: G7100-389



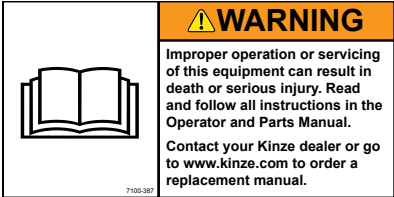
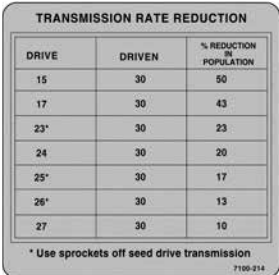


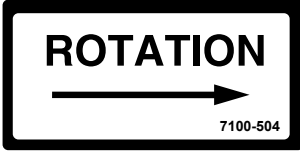
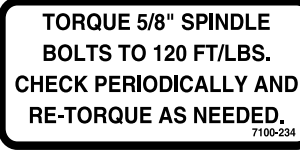
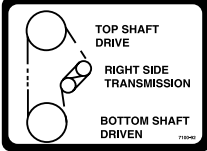
Description: Decal, Caution

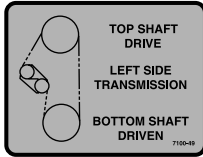
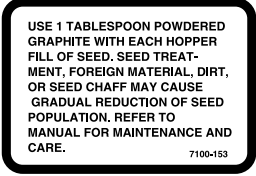

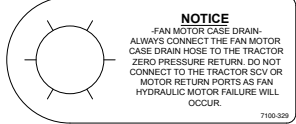
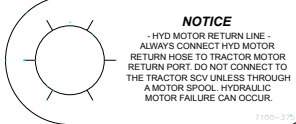



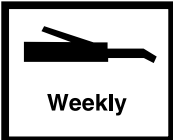
Quantity: 1 (Located On Interplant Push Row Unit Lift Lever)




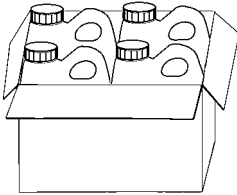



	<div data-bbox="1031 252 1331 409">  <p>WARNING</p> <p>Uncontrolled machine movement can crush resulting in death, serious injury, or damage to property and equipment. Install safety lockup devices before working under or transporting this equipment.</p> </div> <p>Part No.: G7100-385 Description: Decal, Warning Quantity: 1</p>
	<div data-bbox="1096 525 1266 861">  <p>DANGER</p> <p>DO NOT ENTER! Hazardous conditions inside will result in death or serious injury. Follow OSHA confined space procedures.</p> </div> <div data-bbox="933 1008 1429 1165">  <p>NOTICE</p> <p>Maximum operating pressure 20" H₂O (5 kPa). Higher pressure can cause seed bridging.</p> </div> <p>Part No.: G7100-377 Description: Decal, Warning Entrapment Quantity: 2 (on each Bulk Fill Tank Lid)</p> <p>Part No.: G7100-376 Description: Decal, Notice Bulk Fill Pressure Quantity: 2 (on each Bulk Fill Tank Lid)</p>


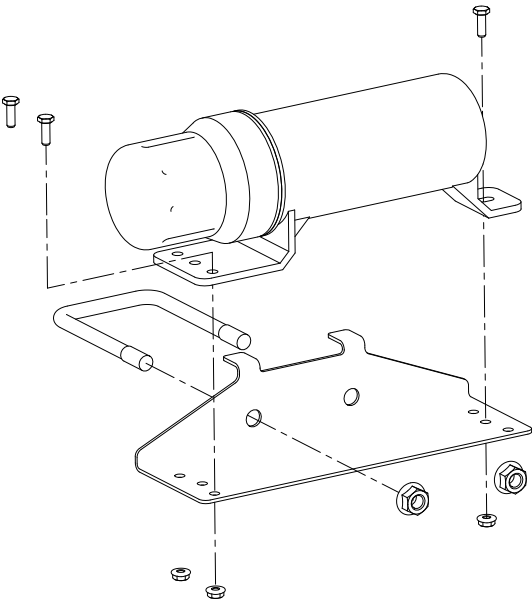

	 <p>WARNING Falling from equipment can cause death or serious injury. Use three points of contact when working on equipment. Never ride on equipment!</p>
<p>Part No.: G7100-380 Description: Decal, Warning Quantity: 2 (Located on each side of stair)</p>	 <p>WARNING Static Electricity Shock Hazard Static electricity charge may build up during use of planter and discharge when refilling or performing maintenance. Electronic medical devices, such as pacemakers and defibrillators, may malfunction from shock of static electricity discharge. Persons wearing electronic medical devices should use caution to avoid shock when working around planter.</p>
<p>Part No.: G7100-470 Description: Decal, Static Shock Quantity: 2 (Located on each side of stair)</p>	
 <p>Part No.: GD2199 Description: SMV Sign Quantity: 1</p>	
<p>NOTICE</p> <p>Apply a minimum of 16 ounces of graphite per 50 units of seed.</p>	<p>Part No.: G7100-471 Description: Decal, Notice Quantity: 1</p>

	<p>Part No.: GD1162 Description: Tie Strap, 28"</p> <p>Part No.: GD1512 Description: Tie Strap, 7½"</p> <p>Part No.: GD2117 Description: Tie Strap, 14½"</p> <p>Part No.: GD2984 Description: Tie Strap, 34"</p>
	<p>Part No.: GD10057-01 Description: Hose Identification Sleeve, Red AA</p> <p>Part No.: GD10057-02 Description: Hose Identification Sleeve, Red BB</p> <p>Part No.: GD10057-03 Description: Hose Identification Sleeve, Blue AA</p> <p>Part No.: GD10057-04 Description: Hose Identification Sleeve, Blue BB</p> <p>Part No.: GD10057-11 Description: Hose Identification Sleeve, Green PP</p> <p>Part No.: GD10057-12 Description: Hose Identification Sleeve, Green RR</p> <p>Part No.: GD10057-14 Description: Hose Identification Sleeve, Yellow PP</p> <p>Part No.: GD10057-15 Description: Hose Identification Sleeve, Yellow RR</p> <p>Part No.: GD10057-17 Description: Hose Identification Sleeve, Black PP</p> <p>Part No.: GD10057-18 Description: Hose Identification Sleeve, Black RR</p> <p>Part No.: GD10057-19 Description: Hose Identification Sleeve, Orange CD</p>
	<p>Part No.: G7100-295 Description: Decal, Spring Tension Release Quantity: -</p>
	<p>Part No.: G7100-341 Description: Decal, Sending Unit Quantity: 1</p>

	<p>Part No.: G7100-511 Description: Decal, Sending Unit Quantity: 1</p>
	<p>Part No.: G7100-177 Description: Decal, Twin-Line®, ¾" x 3" Quantity: 1</p>
	<p>Part No.: G7100-387 Description: Decal, Warning Quantity: 1</p>
	<p>Part No.: G7100-214 Description: Decal, Two-Speed Point Row Clutch Rate Reduction</p>
	<p>Part No.: G7100-509 Description: Decal, Vacuum</p>
	<p>Part No.: G7100-508 Description: Decal, Bulk Fill</p>
	<p>Part No.: G7100-504 Description: Decal, Point Row Clutch Rotation</p>
	<p>Part No.: G7100-234 Description: Decal, Bolt Torque Quantity: -</p>
	<p>Part No.: G7100-92 Description: Decal, Right Side Transmission Quantity: 1</p>

	<p>Part No.: G7100-49 Description: Decal, Left Side Transmission Quantity: 1</p>
	<p>Part No.: G7100-153 Description: Decal, Information Quantity: 1 Per Brush-Type Seed Meter</p>
	<p>Part No.: G7100-201 Description: Decal, Information</p>
	<p>Part No.: G7100-329 Description: Tag, Fan Motor Case Drain</p>
	<p>Part No.: G7100-375 Description: Tag, Hydraulic Motor Return Line</p>
	<p>Part No.: G7100-352 Description: Decal, Tank Drain</p>
	<p>Part No.: G7100-111 Description: Decal, Oil Daily</p>
	<p>Part No.: G7100-116 Description: Decal, Grease Daily</p>
	<p>Part No.: G7100-110 Description: Decal, Grease Weekly</p>

	<p>Part No.: GR0155 Description: Blue Paint, Aerosol Can</p> <p>Part No.: GR0155MPP Description: Blue Paint, Twelve Aerosol Cans</p>
	<p>Part No.: GR0146 Description: Powdered Graphite, 1 Pound Container</p> <p>Part No.: GR0146MPP Description: Powdered Graphite, Twenty-Four 1 Pound Containers</p>
	<p>Part No.: GR1570MPP Description: Talc Lubricant, Four 8 Pound Containers</p> <p>Part No.: GR1828 Description: Talc Lubricant, 30 Pound Container</p>
	<p>Part No.: GR1842MPP Description: Graphite Lubricant, Four 5 Pound Containers</p>
<p>Not Available</p>	<p>Part No.: GR2217 Description: Fluency Agent Seed Flow Additive, Four 4.4 Pound Pails</p>
	<p>Part No.: GR2240 Description: Talc/Graphite Blend (80 Talc/20 Graphite), 8 Pound Containers</p> <p>Part No.: GR2240MPP Description: Talc/Graphite Blend (80 Talc/20 Graphite), Four 8 Pound Containers</p>
	<p>Part No.: GR2241MPP Description: Dispensing Cap, 10/Package</p>
	<p>Part No.: G7100-368 Description: Decal, KINZE 3600 Quantity: 2 (1 On Each Side of Hitch)</p>

	<p>Part No.: GM0259-01 Description: Operator Manual, Model 3600</p> <p>Part No.: GM0259-02 Description: Parts Manual, Model 3600</p> <p>Part No.: GPR1094 Description: Binder (Contact Kinze Parts To Order)</p>
	<p>Part No.: GA15422 Description: Operator's Manual Canister Quantity: 1</p>
	<p>Part No.: GD22686 Description: Manual Canister Bracket Quantity: 1</p>
	<p>Part No.: GD16642 Description: U-Bolt, 3" x 4" x 1/2"-13 Quantity: 1</p>
	<p>Part No.: G10071 Description: Serrated Flange Nut, 1/2"-13 Quantity: 2</p>
	<p>Part No.: G11166 Description: Hex Socket Flange Cap Screw, 1/4"-20 x 3/4" Quantity: 3</p>
	<p>Part No.: G11320 Description: Lock Nut, 1/4"-20, Grade B Quantity: 3</p>
	<p>Part No.: G7100-484 Description: Decal, American Flag</p>

Part No.	Page	Part No.	Page	Part No.	Page	Part No.	Page
*A1018.....	P182	*A12041.....	P182	*A12774.....	P76	*A3158.....	P180
*A1021.....	P74	*A12042.....	P180	*A12928.....	P70	*A3158.....	P184
*A1021.....	P76	*A12076.....	P74	*A12929.....	P70	*A3351.....	P70
*A1021.....	P184	*A12076.....	P76	*A13800.....	P80	*A3363.....	P69
*A1033.....	P180	*A12076.....	P184	*A13801.....	P79	*A3371.....	P70
*A1033.....	P182	*A12085.....	P74	*A13801.....	P79	*A3381.....	P66
*A1034.....	P182	*A12085.....	P76	*A13801.....	P80	*A6201.....	P70
*A1041.....	P178	*A12085.....	P184	*A13802.....	P79	*A7607.....	P70
*A1055.....	P180	*A12086.....	P66	*A13802.....	P80	*A8207.....	P178
*A1055.....	P182	*A12086.....	P74	*A13803.....	P79	*A8221.....	P74
*A1057.....	P182	*A12086.....	P76	*A13803.....	P80	*A8221.....	P76
*A1076.....	P180	*A12087.....	P66	*A13804.....	P79	*A8266.....	P66
*A1076.....	P182	*A12087.....	P74	*A13804.....	P80	*A8266.....	P74
*A1097.....	P182	*A12087.....	P76	*A13805.....	P79	*A8266.....	P76
*A1105.....	P70	*A12088.....	P178	*A13805.....	P80	*A8266.....	P178
*A1116.....	P178	*A12089.....	P178	*A13807.....	P79	*A8266.....	P178
*A1129.....	P178	*A12090.....	P180	*A13807.....	P80	*A8266.....	P184
*A1139.....	P178	*A12090.....	P182	*A13808.....	P79	*A8267.....	P180
*A11442.....	P66	*A12091.....	P66	*A13808.....	P80	*A8267.....	P182
*A11442.....	P74	*A12092.....	P66	*A13809.....	P80	*D12012.....	P149
*A11442.....	P76	*A12093.....	P66	*A13810.....	P80	*D12040.....	P150
*A11442.....	P178	*A12093.....	P76	*A13817.....	P80	*D12047.....	P158
*A11442.....	P184	*A12094.....	P66	*A13824.....	P79	*D12047.....	P160
*A11443.....	P66	*A12094.....	P74	*A13824.....	P80	*D12072.....	P150
*A11443.....	P74	*A12094.....	P76	*A13826.....	P80	*D12092.....	P151
*A11443.....	P76	*A12095.....	P74	*A1404.....	P180	*D12093.....	P151
*A11443.....	P178	*A12095.....	P76	*A1404.....	P182	*D12108.....	P152
*A11443.....	P184	*A12096.....	P66	*A1424.....	P66	*D12108.....	P154
*A11444.....	P66	*A12096.....	P74	*A1424.....	P76	*D12110.....	P152
*A11444.....	P76	*A12096.....	P76	*A1424.....	P180	*D12110.....	P154
*A11445.....	P74	*A12751.....	P66	*A1424.....	P182	*D12200.....	P160
*A11445.....	P76	*A12751.....	P74	*A1464.....	P66	*D12202.....	P158
*A11446.....	P76	*A12751.....	P76	*A1464.....	P70	*D12202.....	P160
*A11447.....	P74	*A12751.....	P178	*A1464.....	P74	*D12203.....	P158
*A11447.....	P76	*A12751.....	P184	*A1464.....	P76	*D12203.....	P160
*A11448.....	P178	*A12752.....	P74	*A1464.....	P178	*D12204.....	P160
*A11449.....	P66	*A12752.....	P76	*A1464.....	P184	*D12206.....	P150
*A11449.....	P74	*A12752.....	P184	*A1478.....	P178	*D12206.....	P152
*A11449.....	P76	*A12753.....	P66	*A15023.....	P66	*D12210.....	P149
*A11449.....	P178	*A12753.....	P76	*A15023.....	P74	*D12210.....	P156
*A11449.....	P184	*A12754.....	P66	*A15023.....	P76	*D12210.....	P158
*A11450.....	P66	*A12754.....	P74	*A3117.....	P74	*D12212.....	P149
*A11450.....	P74	*A12754.....	P76	*A3117.....	P76	*D12212.....	P156
*A11450.....	P76	*A12754.....	P178	*A3117.....	P180	*D12213.....	P149
*A11450.....	P178	*A12754.....	P184	*A3117.....	P184	*D12213.....	P156
*A11450.....	P184	*A12755.....	P74	*A3118.....	P178	*D12218.....	P154
*A11458.....	P66	*A12755.....	P76	*A3122.....	P182	*D12221.....	P150
*A11458.....	P74	*A12756.....	P178	*A3131.....	P180	*D12222.....	P150
*A11458.....	P76	*A12757.....	P70	*A3131.....	P182	*D12223.....	P150
*A1171.....	P178	*A12758.....	P70	*A3154.....	P180	*D12224.....	P150
*A12002.....	P66	*A12774.....	P66	*A3158.....	P74	*D12226.....	P158
*A12002.....	P76	*A12774.....	P74	*A3158.....	P76	*D12227.....	P152

Numerical Index

M0259-02

Model 3600

Part No.	Page	Part No.	Page	Part No.	Page	Part No.	Page
*D12227	P154	A14310	P99	G10004	P4	G10011	P145
*D12228	P152	A14480	P158	G10004	P6	G10011	P214
*D12228	P154	A14631	P149	G10004	P44	G10012	P112
*D12240	P151	A14935	P112	G10004	P52	G10012	P232
*D12240	P154	A14936	P112	G10004	P52	G10013	P16
*D12246	P151	A14937	P112	G10004	P56	G10013	P232
*D12247	P151	A14938	P112	G10004	P88	G10014	P2
*D12248	P151	A17087	P103	G10004	P92	G10014	P12
*D12251	P149	A3158	P182	G10004	P98	G10014	P46
*D12251	P156	A7088	P99	G10004	P106	G10014	P94
*D12251	P158	A7220	P150	G10004	P106	G10014	P100
*D12252	P150	A8822	P156	G10004	P116	G10014	P104
*D12252	P152	D13169	P157	G10004	P125	G10015	P14
*D12253	P160	D13426	P157	G10004	P128	G10016	P55
*D12254	P154	G10001	P14	G10004	P144	G10016	P56
*D12255	P151	G10001	P16	G10004	P144	G10016	P100
*D12255	P154	G10001	P53	G10004	P212	G10016	P100
*D12257	P152	G10001	P60	G10004	P226	G10016	P212
*D12257	P154	G10001	P64	G10004	P228	G10017	P4
*D12275	P149	G10001	P64	G10004	P228	G10017	P38
*D12275	P156	G10001	P64	G10004	P229	G10017	P40
*D12278	P158	G10001	P70	G10004	P242	G10017	P40
*D12278	P160	G10001	P72	G10004	P243	G10017	P104
*D15792-04	P67	G10001	P78	G10004	P244	G10017	P110
*D15792-04	P68	G10001	P84	G10004	P248	G10017	P110
*D15792-06	P67	G10001	P86	G10005	P46	G10017	P112
*D15792-06	P68	G10001	P88	G10005	P101	G10017	P124
*D15792-11	P67	G10001	P94	G10005	P231	G10017	P125
*D15792-11	P68	G10001	P96	G10006	P14	G10017	P146
*D15792-13	P67	G10001	P98	G10006	P42	G10017	P214
*D15792-13	P68	G10001	P98	G10006	P100	G10017	P220
*D15792-14	P67	G10001	P98	G10006	P144	G10017	P222
*D15792-14	P68	G10001	P98	G10007	P6	G10017	P232
*D15792-24	P67	G10001	P98	G10007	P17	G10018	P12
*D15792-24	P68	G10001	P98	G10007	P46	G10018	P14
*D29649	P151	G10001	P110	G10007	P101	G10019	P60
*D29649	P152	G10001	P112	G10007	P211	G10019	P142
*D29649	P154	G10001	P164	G10007	P226	G10019	P142
*D30262	P149	G10001	P194	G10007	P232	G10019	P148
*D30399	P156	G10001	P199	G10007	P248	G10019	P199
*GA13554	P203	G10001	P211	G10007	P250	G10019	P208
*GA14447	P203	G10002	P30	G10007	P250	G10019	P232
700-01078	P24	G10002	P90	G10009	P48	G10020	P24
700-01079	P26	G10002	P110	G10009	P82	G10020	P119
A10759	P30	G10002	P166	G10010	P12	G10021	P24
A12529	P99	G10002	P170	G10010	P44	G10021	P110
A13937	P160	G10002	P214	G10010	P46	G10021	P142
A13953	P160	G10003	P2	G10010	P210	G10022	P24
A14275	P154	G10003	P34	G10010	P218	G10023	P6
A14278	P151	G10003	P232	G10011	P46	G10023	P30
A14307	P103	G10003	P238	G10011	P46	G10023	P70
A14309	P103	G10003	P250	G10011	P116	G10023	P132

Part No.	Page	Part No.	Page	Part No.	Page	Part No.	Page
G10023	P134	G10047	P128	G10101	P58	G10103	P86
G10023	P142	G10047	P137	G10101	P64	G10103	P110
G10025	P60	G10047	P214	G10101	P104	G10103	P119
G10025	P60	G10047	P219	G10101	P104	G10103	P132
G10025	P72	G10047	P220	G10101	P110	G10103	P132
G10025	P72	G10047	P241	G10101	P112	G10103	P134
G10026	P100	G10048	P104	G10101	P118	G10103	P134
G10026	P108	G10049	P58	G10101	P128	G10103	P136
G10026	P122	G10049	P98	G10101	P132	G10103	P136
G10026	P232	G10049	P116	G10101	P134	G10103	P142
G10027	P88	G10049	P212	G10101	P161	G10104	P6
G10027	P116	G10049	P220	G10101	P194	G10104	P6
G10028	P99	G10053	P137	G10101	P195	G10104	P17
G10028	P118	G10055	P60	G10101	P199	G10104	P52
G10031	P199	G10060	P61	G10101	P208	G10104	P53
G10033	P42	G10060	P116	G10101	P212	G10104	P53
G10033	P112	G10061	P20	G10101	P232	G10104	P56
G10033	P144	G10062	P104	G10101	P238	G10104	P82
G10034	P60	G10064	P16	G10101	P242	G10104	P98
G10035	P48	G10064	P94	G10101	P243	G10104	P100
G10036	P36	G10064	P96	G10101	P244	G10104	P108
G10036	P110	G10064	P112	G10101	P248	G10104	P112
G10036	P124	G10064	P124	G10101	P248	G10104	P112
G10036	P137	G10064	P125	G10102	P4	G10104	P124
G10036	P144	G10064	P136	G10102	P14	G10104	P137
G10037	P4	G10064	P248	G10102	P14	G10104	P208
G10037	P4	G10064	P18	G10102	P42	G10104	P212
G10037	P108	G10064	P18	G10102	P42	G10104	P214
G10037	P137	G10071	P2	G10102	P46	G10104	P214
G10037	P219	G10071	P4	G10102	P55	G10104	P214
G10038	P130	G10071	P61	G10102	P70	G10104	P220
G10039	P4	G10071	P61	G10102	P98	G10104	P222
G10039	P38	G10071	P82	G10102	P100	G10104	P226
G10039	P40	G10071	P94	G10102	P108	G10104	P226
G10039	P46	G10071	P98	G10102	P110	G10104	P228
G10039	P144	G10071	P100	G10102	P110	G10104	P228
G10039	P212	G10071	P104	G10102	P118	G10104	P231
G10039	P250	G10071	P118	G10102	P137	G10104	P232
G10041	P185	G10071	P118	G10102	P142	G10104	P232
G10041	P189	G10071	P122	G10102	P144	G10104	P234
G10043	P199	G10071	P146	G10102	P144	G10104	P236
G10044	P108	G10071	P146	G10102	P148	G10104	P242
G10045	P42	G10071	P170	G10102	P148	G10104	P242
G10045	P144	G10071	P185	G10102	P161	G10105	P99
G10045	P148	G10096	P226	G10102	P210	G10105	P108
G10045	P208	G10100	P212	G10102	P214	G10105	P118
G10046	P46	G10101	P16	G10102	P220	G10105	P211
G10046	P208	G10101	P17	G10102	P222	G10105	P226
G10046	P214	G10101	P34	G10102	P232	G10105	P232
G10047	P2	G10101	P52	G10102	P248	G10105	P248
G10047	P8	G10101	P52	G10103	P34	G10105	P250
G10047	P58	G10101	P56	G10103	P84	G10106	P14

Part No.	Page	Part No.	Page	Part No.	Page	Part No.	Page
G10106	P14	G10108	P53	G10110	P112	G10130	P243
G10106	P40	G10108	P58	G10110	P148	G10130	P244
G10106	P110	G10108	P64	G10110	P248	G10131	P104
G10106	P125	G10108	P64	G10111	P4	G10131	P127
G10106	P136	G10108	P70	G10111	P16	G10131	P243
G10106	P142	G10108	P78	G10111	P36	G10131	P244
G10106	P142	G10108	P88	G10111	P38	G10133	P16
G10106	P199	G10108	P88	G10111	P38	G10133	P42
G10106	P199	G10108	P98	G10111	P38	G10133	P44
G10106	P199	G10108	P100	G10111	P40	G10133	P46
G10106	P222	G10108	P100	G10111	P40	G10133	P110
G10106	P222	G10108	P100	G10111	P40	G10133	P166
G10106	P222	G10108	P103	G10111	P40	G10133	P208
G10106	P222	G10108	P106	G10111	P42	G10133	P216
G10106	P222	G10108	P116	G10111	P42	G10133	P222
G10106	P241	G10108	P119	G10111	P46	G10144	P243
G10106	P242	G10108	P124	G10111	P100	G10144	P243
G10107	P14	G10108	P134	G10111	P100	G10144	P244
G10107	P16	G10108	P137	G10111	P103	G10144	P244
G10107	P36	G10108	P144	G10111	P106	G10152	P14
G10107	P40	G10108	P144	G10111	P112	G10156	P72
G10107	P46	G10108	P154	G10111	P112	G10157	P99
G10107	P46	G10108	P164	G10111	P116	G10157	P101
G10107	P46	G10108	P211	G10111	P119	G10159	P107
G10107	P60	G10108	P212	G10111	P124	G10159	P108
G10107	P100	G10108	P214	G10111	P127	G10159	P108
G10107	P106	G10108	P214	G10111	P130	G10159	P108
G10107	P108	G10108	P216	G10111	P130	G10159	P112
G10107	P116	G10108	P220	G10111	P144	G10159	P144
G10107	P116	G10108	P228	G10111	P144	G10162	P72
G10107	P124	G10108	P238	G10111	P146	G10164	P60
G10107	P125	G10108	P248	G10111	P208	G10164	P64
G10107	P130	G10109	P12	G10111	P208	G10168	P130
G10107	P137	G10109	P14	G10111	P212	G10168	P144
G10107	P144	G10109	P16	G10111	P212	G10168	P148
G10107	P144	G10109	P38	G10111	P212	G10168	P148
G10107	P145	G10109	P42	G10111	P214	G10169	P99
G10107	P146	G10109	P44	G10111	P214	G10169	P101
G10107	P208	G10109	P46	G10111	P216	G10171	P14
G10107	P214	G10109	P55	G10111	P219	G10171	P70
G10107	P216	G10109	P70	G10111	P220	G10171	P222
G10107	P231	G10109	P148	G10111	P250	G10171	P222
G10107	P232	G10109	P189	G10112	P46	G10171	P222
G10108	P2	G10109	P208	G10112	P100	G10172	P106
G10108	P2	G10109	P216	G10112	P108	G10172	P161
G10108	P4	G10110	P6	G10118	P101	G10172	P164
G10108	P20	G10110	P18	G10128	P110	G10172	P248
G10108	P30	G10110	P34	G10128	P125	G10201	P2
G10108	P48	G10110	P70	G10128	P137	G10201	P8
G10108	P52	G10110	P94	G10130	P4	G10201	P30
G10108	P52	G10110	P96	G10130	P128	G10201	P52
G10108	P52	G10110	P110	G10130	P241	G10201	P58

Part No.	Page	Part No.	Page	Part No.	Page	Part No.	Page
G10201	P88	G10228	P222	G10230	P212	G10233	P136
G10201	P222	G10228	P232	G10230	P214	G10233	P218
G10201	P222	G10228	P248	G10230	P214	G10233	P220
G10204	P10	G10229	P17	G10230	P214	G10233	P223
G10204	P12	G10229	P30	G10230	P220	G10233	P241
G10204	P208	G10229	P34	G10230	P222	G10234	P108
G10204	P218	G10229	P44	G10230	P226	G10235	P125
G10205	P130	G10229	P52	G10230	P226	G10235	P128
G10207	P2	G10229	P56	G10230	P228	G10235	P137
G10213	P46	G10229	P60	G10230	P228	G10235	P180
G10216	P12	G10229	P64	G10230	P231	G10235	P182
G10216	P53	G10229	P112	G10230	P232	G10237	P212
G10217	P214	G10229	P128	G10230	P232	G10243	P78
G10220	P211	G10229	P128	G10230	P234	G10243	P195
G10227	P34	G10229	P132	G10230	P236	G10243	P199
G10227	P70	G10229	P134	G10230	P242	G10253	P132
G10227	P119	G10229	P137	G10230	P242	G10257	P132
G10227	P132	G10229	P160	G10230	P248	G10278	P234
G10227	P132	G10229	P161	G10230	P250	G10278	P236
G10227	P132	G10229	P164	G10230	P250	G10284	P53
G10227	P134	G10229	P170	G10231	P122	G10287	P228
G10227	P134	G10229	P194	G10231	P226	G10292	P234
G10227	P136	G10229	P195	G10231	P232	G10303	P14
G10227	P136	G10229	P199	G10231	P232	G10303	P38
G10227	P137	G10229	P208	G10232	P14	G10303	P55
G10227	P142	G10229	P212	G10232	P14	G10303	P125
G10227	P220	G10229	P212	G10232	P110	G10303	P128
G10227	P242	G10229	P219	G10232	P125	G10303	P222
G10228	P4	G10229	P220	G10232	P136	G10303	P222
G10228	P4	G10229	P232	G10232	P142	G10303	P241
G10228	P4	G10229	P238	G10232	P142	G10303	P243
G10228	P12	G10229	P241	G10232	P166	G10303	P244
G10228	P42	G10229	P242	G10232	P166	G10305	P35
G10228	P42	G10229	P248	G10232	P171	G10305	P35
G10228	P55	G10229	P248	G10232	P199	G10305	P208
G10228	P70	G10230	P6	G10232	P199	G10306	P34
G10228	P98	G10230	P6	G10232	P199	G10306	P214
G10228	P100	G10230	P16	G10232	P208	G10306	P216
G10228	P100	G10230	P17	G10232	P214	G10306	P238
G10228	P108	G10230	P48	G10232	P222	G10307	P52
G10228	P118	G10230	P52	G10232	P222	G10308	P16
G10228	P137	G10230	P53	G10232	P222	G10309	P20
G10228	P142	G10230	P53	G10232	P222	G10310	P8
G10228	P144	G10230	P56	G10232	P222	G10310	P34
G10228	P144	G10230	P98	G10232	P232	G10310	P58
G10228	P148	G10230	P100	G10232	P241	G10312	P2
G10228	P148	G10230	P101	G10232	P242	G10312	P18
G10228	P148	G10230	P112	G10233	P55	G10312	P30
G10228	P161	G10230	P112	G10233	P110	G10312	P60
G10228	P210	G10230	P208	G10233	P124	G10312	P136
G10228	P210	G10230	P210	G10233	P125	G10315	P14
G10228	P220	G10230	P212	G10233	P128	G10315	P16

Part No.	Page	Part No.	Page	Part No.	Page	Part No.	Page
G10315	P34	G10437	P103	G10496	P137	G10585	P40
G10316	P84	G10438	P2	G10496	P220	G10585	P104
G10316	P86	G10438	P210	G10496	P242	G10587	P222
G10318	P40	G10441	P118	G10497	P132	G10588	P222
G10322	P212	G10448	P119	G10499	P64	G10592	P212
G10323	P24	G10450	P214	G10499	P208	G10594	P212
G10324	P149	G10451	P52	G10500	P24	G10595	P124
G10325	P10	G10451	P208	G10501	P42	G10595	P137
G10325	P30	G10452	P34	G10501	P110	G10597	P38
G10325	P88	G10453	P125	G10501	P125	G10597	P40
G10325	P98	G10455	P84	G10501	P125	G10599	P16
G10326	P2	G10455	P86	G10501	P137	G10599	P17
G10328	P10	G10455	P127	G10503	P38	G10599	P52
G10328	P160	G10455	P219	G10503	P40	G10599	P64
G10329	P116	G10455	P242	G10503	P44	G10599	P88
G10330	P118	G10456	P210	G10503	P46	G10599	P100
G10330	P119	G10457	P100	G10503	P130	G10599	P212
G10336	P108	G10459	P212	G10503	P208	G10602	P20
G10338	P8	G10460	P104	G10503	P216	G10602	P24
G10338	P12	G10460	P107	G10504	P208	G10602	P26
G10338	P20	G10460	P108	G10507	P212	G10602	P30
G10338	P58	G10460	P108	G10509	P150	G10602	P31
G10338	P92	G10460	P108	G10523	P34	G10602	P124
G10338	P94	G10460	P108	G10526	P210	G10602	P127
G10338	P96	G10460	P112	G10527	P108	G10602	P130
G10339	P242	G10460	P116	G10527	P127	G10602	P136
G10341	P53	G10460	P122	G10529	P35	G10602	P219
G10345	P124	G10460	P144	G10529	P88	G10602	P223
G10345	P144	G10460	P144	G10531	P26	G10603	P24
G10348	P42	G10460	P145	G10535	P56	G10603	P26
G10350	P240	G10460	P222	G10536	P38	G10603	P216
G10371	P42	G10460	P223	G10536	P40	G10604	P24
G10374	P132	G10460	P231	G10542	P208	G10606	P108
G10374	P134	G10460	P248	G10543	P108	G10610	P100
G10396	P248	G10460	P250	G10544	P148	G10610	P210
G10396	P250	G10462	P60	G10546	P31	G10615	P234
G10400	P46	G10462	P60	G10546	P132	G10616	P226
G10401	P24	G10462	P72	G10546	P136	G10616	P229
G10403	P70	G10462	P72	G10551	P2	G10619	P226
G10403	P145	G10463	P14	G10560	P210	G10619	P228
G10403	P145	G10463	P53	G10567	P20	G10619	P234
G10408	P136	G10468	P103	G10567	P30	G10620	P2
G10409	P136	G10470	P24	G10567	P31	G10620	P8
G10409	P241	G10470	P136	G10570	P31	G10620	P12
G10412	P20	G10475	P28	G10572	P40	G10620	P12
G10412	P56	G10478	P241	G10574	P36	G10620	P20
G10419	P220	G10485	P226	G10574	P42	G10620	P30
G10427	P10	G10485	P228	G10574	P46	G10620	P58
G10427	P14	G10496	P56	G10581	P130	G10620	P60
G10430	P125	G10496	P128	G10583	P127	G10620	P60
G10430	P136	G10496	P132	G10583	P166	G10620	P61
G10436	P103	G10496	P134	G10585	P38	G10620	P61

Part No.	Page	Part No.	Page	Part No.	Page	Part No.	Page
G10620	P72	G10640	P118	G10690	P24	G10844	P144
G10620	P92	G10640	P145	G10693	P238	G10844	P148
G10620	P94	G10640	P145	G10716	P116	G10857	P90
G10620	P96	G10640	P210	G10718	P53	G10857	P136
G10620	P116	G10640	P212	G10718	P243	G10859	P132
G10620	P128	G10640	P214	G10718	P244	G10859	P134
G10620	P185	G10640	P216	G10722	P148	G10860	P124
G10620	P210	G10640	P220	G10725	P148	G10860	P127
G10620	P218	G10640	P222	G10730	P46	G10860	P130
G10620	P18	G10640	P242	G10732	P6	G10862	P212
G10621	P8	G10640	P243	G10732	P52	G10864	P34
G10621	P20	G10640	P244	G10734	P236	G10870	P124
G10621	P24	G10641	P103	G10743	P130	G10870	P127
G10621	P24	G10641	P211	G10743	P146	G10870	P130
G10621	P30	G10641	P232	G10751	P6	G10871	P161
G10621	P35	G10643	P46	G10751	P52	G10871	P214
G10621	P58	G10643	P144	G10751	P52	G10872	P134
G10621	P72	G10647	P104	G10752	P6	G10873	P134
G10621	P78	G10655	P222	G10752	P20	G10874	P112
G10621	P84	G10660	P31	G10752	P56	G10876	P134
G10621	P86	G10669	P2	G10753	P58	G10887	P226
G10621	P90	G10670	P30	G10753	P64	G10887	P228
G10621	P124	G10670	P222	G10755	P61	G10887	P234
G10621	P125	G10672	P222	G10756	P248	G10888	P226
G10622	P10	G10672	P248	G10756	P250	G10888	P229
G10622	P10	G10672	P250	G10757	P34	G10889	P226
G10622	P35	G10674	P226	G10758	P34	G10889	P228
G10622	P35	G10674	P226	G10758	P195	G10890	P125
G10622	P64	G10674	P226	G10758	P199	G10900	P132
G10622	P84	G10674	P226	G10765	P44	G10901	P8
G10622	P86	G10674	P226	G10765	P46	G10901	P226
G10623	P226	G10674	P229	G10765	P100	G10901	P228
G10623	P228	G10674	P234	G10765	P132	G10907	P152
G10626	P226	G10676	P61	G10765	P134	G10907	P152
G10626	P226	G10676	P222	G10770	P157	G10907	P154
G10626	P228	G10676	P226	G10770	P157	G10908	P216
G10626	P234	G10676	P228	G10779	P116	G10912	P10
G10626	P248	G10676	P228	G10779	P149	G10912	P52
G10626	P250	G10681	P174	G10804	P132	G10913	P118
G10627	P229	G10681	P208	G10804	P134	G10917	P234
G10628	P229	G10681	P234	G10806	P118	G10917	P236
G10629	P229	G10681	P236	G10808	P104	G10918	P130
G10630	P226	G10681	P243	G10809	P60	G10921	P31
G10630	P228	G10681	P244	G10809	P100	G10923	P4
G10633	P226	G10686	P195	G10821	P127	G10923	P128
G10634	P26	G10686	P198	G10821	P219	G10923	P241
G10636	P116	G10686	P228	G10821	P242	G10924	P12
G10636	P118	G10687	P8	G10826	P248	G10927	P195
G10636	P118	G10688	P56	G10826	P250	G10927	P199
G10636	P122	G10688	P127	G10828	P108	G10928	P195
G10640	P12	G10689	P106	G10830	P216	G10928	P199
G10640	P108	G10689	P116	G10830	P231	G10931	P195

Part No.	Page	Part No.	Page	Part No.	Page	Part No.	Page
G10931	P199	G11075	P137	G11147	P60	G11367	P82
G10938	P208	G11075	P220	G11151	P26	G11385	P6
G10939	P94	G11075	P242	G11158	P70	G11385	P31
G10939	P96	G11078	P128	G11166	P64	G11385	P34
G10939	P132	G11078	P137	G11166	P64	G11385	P70
G10939	P154	G11078	P220	G11170	P106	G11385	P72
G10940	P12	G11078	P242	G11172	P28	G11385	P94
G10955	P118	G11081	P122	G11188	P67	G11385	P96
G10955	P119	G11083	P234	G11188	P67	G11385	P136
G10958	P158	G11083	P236	G11188	P68	G11385	P136
G10961	P72	G11091	P6	G11188	P68	G11385	P137
G10961	P210	G11091	P8	G11194	P60	G11385	P192
G10961	P218	G11091	P58	G11204	P64	G11385	P248
G10968	P56	G11091	P60	G11204	P88	G11386	P14
G10972	P150	G11091	P60	G11204	P88	G11386	P38
G10972	P160	G11091	P60	G11209	P34	G11386	P55
G10974	P44	G11091	P64	G11215	P64	G11386	P61
G10974	P46	G11091	P64	G11215	P78	G11386	P61
G10977	P166	G11091	P82	G11216	P90	G11386	P70
G10988	P78	G11091	P82	G11220	P4	G11386	P88
G10990	P160	G11091	P88	G11223	P101	G11386	P142
G10991	P214	G11091	P94	G11228	P44	G11386	P142
G10991	P238	G11091	P96	G11230	P104	G11386	P208
G10992	P84	G11091	P98	G11236	P44	G11386	P214
G10992	P86	G11091	P98	G11241	P199	G11386	P222
G10992	P141	G11091	P98	G11242	P110	G11386	P222
G10992	P141	G11091	P98	G11249	P88	G11386	P222
G10995	P234	G11091	P98	G11258	P172	G11386	P222
G10995	P236	G11091	P98	G11281	P28	G11386	P241
G10996	P132	G11091	P98	G11284	P90	G11386	P243
G10996	P134	G11091	P98	G11288	P195	G11386	P243
G10996	P176	G11091	P104	G11288	P199	G11386	P244
G10996	P176	G11091	P106	G11302	P84	G11386	P244
G11009	P24	G11091	P106	G11303	P98	G11387	P2
G11009	P26	G11091	P108	G11305	P236	G11387	P2
G11009	P28	G11091	P166	G11306	P229	G11387	P4
G11010	P46	G11091	P198	G11308	P228	G11387	P8
G11015	P2	G11091	P226	G11309	P171	G11387	P14
G11018	P4	G11091	P228	G11314	P104	G11387	P16
G11034	P216	G11091	P228	G11314	P122	G11387	P16
G11042	P232	G11091	P229	G11319	P145	G11387	P17
G11053	P116	G11091	P250	G11320	P84	G11387	P20
G11065	P167	G11100	P128	G11320	P86	G11387	P30
G11065	P199	G11100	P137	G11320	P145	G11387	P34
G11066	P141	G11100	P220	G11320	P145	G11387	P52
G11066	P141	G11100	P242	G11320	P145	G11387	P53
G11066	P166	G11122	P232	G11328	P84	G11387	P53
G11067	P166	G11123	P78	G11328	P86	G11387	P56
G11068	P167	G11124	P64	G11332	P84	G11387	P58
G11071	P104	G11124	P78	G11332	P86	G11387	P60
G11073	P31	G11133	P64	G11337	P72	G11387	P64
G11075	P128	G11145	P60	G11360	P82	G11387	P64

Part No.	Page	Part No.	Page	Part No.	Page	Part No.	Page
G11387	P70	G11389	P220	G11409	P78	G1K268	P192
G11387	P88	G11389	P232	G11418	P148	G1K268	P194
G11387	P88	G11389	P250	G11419	P14	G1K269	P128
G11387	P98	G11391	P4	G11419	P16	G1K269	P242
G11387	P103	G11391	P6	G11436	P208	G1K274	P176
G11387	P106	G11391	P8	G11436	P212	G1K275	P176
G11387	P119	G11391	P16	G11436	P214	G1K296	P12
G11387	P128	G11391	P20	G11448	P28	G1K320	P140
G11387	P132	G11391	P40	G11453	P128	G1K320	P194
G11387	P137	G11391	P46	G11453	P220	G1K321	P140
G11387	P144	G11391	P52	G11453	P242	G1K321	P194
G11387	P164	G11391	P52	G11464	P84	G1K322	P194
G11387	P208	G11391	P56	G11464	P86	G1K323	P194
G11387	P212	G11391	P64	G11491	P6	G1K324	P125
G11387	P212	G11391	P82	G11514	P6	G1K331	P56
G11387	P214	G11391	P100	G11514	P6	G1K345	P16
G11387	P216	G11391	P100	G11514	P6	G1K362	P194
G11387	P219	G11391	P101	G11514	P52	G1K362	P199
G11387	P220	G11391	P106	G11514	P52	G1K363	P195
G11387	P232	G11391	P108	G11514	P52	G1K363	P199
G11387	P238	G11391	P108	G11518	P78	G1K378	P220
G11387	P241	G11391	P125	G11522	P88	G1K378	P242
G11387	P242	G11391	P144	G11528	P88	G1K379	P220
G11389	P4	G11391	P144	G11556	P28	G1K379	P242
G11389	P4	G11391	P145	G11578	P28	G1K380	P128
G11389	P4	G11391	P146	G11591	P2	G1K380	P137
G11389	P38	G11391	P148	G11592	P2	G1K381	P128
G11389	P38	G11391	P210	G11618	P28	G1K381	P137
G11389	P38	G11391	P211	G11619	P28	G1K385	P34
G11389	P40	G11391	P212	G11619	P28	G1K426	P173
G11389	P40	G11391	P214	G11693	P28	G1K528	P6
G11389	P40	G11391	P216	G11814	P185	G1K534	P53
G11389	P44	G11391	P218	G11816	P48	G1K535	P53
G11389	P55	G11391	P231	G11820	P48	G2100-03	P55
G11389	P100	G11391	P232	G11823	P48	G2100-03	P110
G11389	P100	G11391	P232	G11837	P88	G2100-03	P128
G11389	P100	G11391	P232	G1K215	P210	G2100-03	P136
G11389	P104	G11391	P248	G1K248	P64	G2100-03	P242
G11389	P104	G11391	P250	G1K248	P78	G2408-08	P180
G11389	P108	G11391	P250	G1K248	P140	G2408-08	P182
G11389	P112	G11392	P44	G1K248	P192	G2500-84	P232
G11389	P119	G11392	P88	G1K248	P194	G2501-12-16	P70
G11389	P124	G11392	P99	G1K248	P199	G2501-16-20	P70
G11389	P130	G11392	P118	G1K249	P195	G2603-08	P182
G11389	P137	G11394	P104	G1K252	P140	G2700-06-06	P66
G11389	P146	G11396	P116	G1K252	P192	G2700-06-06	P66
G11389	P208	G11396	P122	G1K252	P195	G2700-06-06	P74
G11389	P210	G11396	P248	G1K252	P199	G2700-06-06	P76
G11389	P212	G11396	P250	G1K267	P140	G2700-06-06	P106
G11389	P214	G11400	P122	G1K267	P192	G2700-08	P160
G11389	P214	G11400	P145	G1K267	P194	G2700-08	P180
G11389	P220	G11400	P145	G1K268	P140	G2700-08	P182

Numerical Index

M0259-02

Model 3600

Part No.	Page	Part No.	Page	Part No.	Page	Part No.	Page
G2700-10.....	P66	G3310-100.....	P130	G6400-08.....	P166	G6500-06.....	P173
G2700-10.....	P66	G3310-100.....	P136	G6400-08.....	P166	G6500-08.....	P112
G2700-10.....	P106	G3310-114.....	P125	G6400-08.....	P167	G6500-08.....	P166
G2700-10.....	P180	G3310-118.....	P125	G6400-08.....	P170	G6500-10.....	P60
G2700-10.....	P182	G3310-122.....	P56	G6400-08.....	P180	G6500-10.....	P66
G2700-12.....	P66	G3310-126.....	P125	G6400-08.....	P182	G6500-10.....	P175
G2700-12.....	P66	G3310-130.....	P220	G6400-08-04.....	P144	G6500-12.....	P70
G2700-12.....	P106	G3310-170.....	P242	G6400-08-04.....	P160	G6500-12.....	P173
G2701-08.....	P145	G3310-74.....	P136	G6400-10.....	P70	G6500-12.....	P175
G2703-08-08-10.....	P180	G3310-80.....	P127	G6400-10.....	P164	G6502-12.....	P60
G2703-08-08-10.....	P182	G3310-84.....	P110	G6400-10.....	P166	G6502-12.....	P66
G304-C-08.....	P160	G3310-88.....	P219	G6400-10.....	P167	G6506-06-04.....	P186
G304-C-10.....	P66	G3317-16.....	P110	G6400-10.....	P174	G6602-06.....	P76
G304-C-12.....	P66	G3400-01.....	P55	G6400-10-08.....	P161	G6602-06.....	P186
G306-06.....	P66	G3400-01.....	P110	G6400-10-08.....	P164	G6701-12.....	P66
G306-06.....	P66	G3400-01.....	P128	G6400-10-08.....	P170	G6801-06.....	P74
G306-06.....	P74	G3400-01.....	P136	G6400-10-08.....	P175	G6801-06.....	P76
G306-06.....	P76	G3400-01.....	P242	G6400-10-12.....	P173	G6801-06.....	P78
G306-06.....	P106	G4086.....	P74	G6400-12.....	P69	G6801-06.....	P167
G306-08.....	P145	G4086.....	P76	G6400-12.....	P164	G6801-06.....	P186
G306-08.....	P160	G4200-01.....	P248	G6400-12.....	P174	G6801-06-08.....	P100
G306-08.....	P180	G4200-01.....	P250	G6400-12-10.....	P175	G6801-06-08.....	P116
G306-08.....	P182	G4200-03.....	P226	G6400-L-06.....	P167	G6801-06-08.....	P186
G306-10.....	P66	G4200-06.....	P226	G6400-L-08.....	P112	G6801-06-08.....	P188
G306-10.....	P66	G4200-14.....	P228	G6400-L-08.....	P166	G6801-08.....	P74
G306-10.....	P106	G4201-03.....	P226	G6403-NWO-08.....	P166	G6801-08.....	P76
G306-10.....	P180	G4202-04.....	P229	G6403-NWO-08.....	P166	G6801-08.....	P107
G306-10.....	P182	G4205-10.....	P234	G6408-04.....	P149	G6801-08.....	P144
G306-12.....	P66	G4205-10.....	P236	G6408-04.....	P154	G6801-08.....	P166
G306-12.....	P66	G4206-04.....	P228	G6408-06.....	P174	G6801-08.....	P166
G306-12.....	P106	G4301-05.....	P234	G6408-06.....	P175	G6801-08.....	P167
G3200-63.....	P232	G4301-05.....	P236	G6408-08.....	P149	G6801-08-06.....	P186
G3303-103.....	P8	G4301-05.....	P244	G6408-08.....	P150	G6801-08-10.....	P166
G3303-108.....	P2	G4301-06.....	P234	G6408-08.....	P151	G6801-10.....	P70
G3303-108.....	P31	G4301-06.....	P236	G6408-08.....	P152	G6801-10.....	P72
G3303-108.....	P94	G4301-06.....	P243	G6408-08.....	P154	G6801-10-08.....	P171
G3303-108.....	P96	G4431-01.....	P98	G6408-08.....	P156	G6801-10-08.....	P172
G3303-114.....	P2	G4602-02.....	P229	G6408-08.....	P158	G6801-10-12.....	P70
G3303-114.....	P31	G4602-04.....	P226	G6408-08.....	P160	G6801-10-12.....	P74
G3303-120.....	P94	G6325X.....	P6	G6408-08.....	P166	G6801-10-12.....	P76
G3303-120.....	P96	G6400-06.....	P66	G6408-10.....	P166	G6801-12.....	P72
G3303-124.....	P2	G6400-06.....	P74	G6408-12.....	P174	G6801-12.....	P74
G3303-16.....	P2	G6400-06.....	P76	G6408-H02-0.....	P172	G6801-12.....	P76
G3303-34.....	P8	G6400-06.....	P164	G6408-H06-0.....	P167	G6801-12.....	P78
G3303-41.....	P58	G6400-06.....	P167	G6408-H06-0.....	P171	G6801-12.....	P173
G3303-44.....	P8	G6400-06.....	P173	G6408-H06-O.....	P166	G6801-12-10.....	P70
G3303-78.....	P58	G6400-06.....	P174	G6408-H06-O.....	P166	G6801-12-10.....	P72
G3303-88.....	P8	G6400-06-08.....	P104	G6408-H08-O.....	P171	G6801-12-10.....	P78
G3303-96.....	P52	G6400-08.....	P104	G6408-H10-0.....	P171	G6801-12-10.....	P171
G3303-98.....	P2	G6400-08.....	P112	G6500-06.....	P60	G6801-16-20.....	P70
G3305-01.....	P35	G6400-08.....	P161	G6500-06.....	P66	G6801-L-08.....	P166
G3305-03.....	P248	G6400-08.....	P164	G6500-06.....	P167	G6801-LL-06-08.....	P186

Part No.	Page	Part No.	Page	Part No.	Page	Part No.	Page
G6802-08.....	P170	G7633X.....	P192	GA10832.....	P127	GA12559.....	P203
G6802-12-10.....	P172	G7639X.....	P192	GA10894.....	P232	GA12563.....	P199
G6804-10.....	P164	G7698X.....	P112	GA10907.....	P232	GA12564.....	P203
G6804-12.....	P70	G8647x.....	P194	GA10908.....	P232	GA12565.....	P110
G6804-12.....	P164	G9040X.....	P28	GA10917.....	P69	GA12565.....	P201
G6804-12-12-08.....	P70	G9041X.....	P28	GA10917.....	P72	GA12566.....	P203
G7100-110.....	P262	G9042X.....	P28	GA10918.....	P70	GA12567.....	P203
G7100-111.....	P262	G9043X.....	P28	GA11068.....	P60	GA12568.....	P203
G7100-116.....	P262	G9272X.....	P28	GA11079.....	P101	GA12569.....	P110
G7100-153.....	P262	G9273X.....	P28	GA11164.....	P60	GA12577.....	P99
G7100-177.....	P261	G9275X.....	P28	GA11331.....	P55	GA12596.....	P203
G7100-201.....	P262	G9277X.....	P28	GA11331.....	P110	GA12598.....	P203
G7100-214.....	P261	G9308X.....	P28	GA11397.....	P214	GA12626.....	P142
G7100-234.....	P261	G9310X.....	P70	GA11398.....	P214	GA12629.....	P142
G7100-258.....	P255	G9421X.....	P197	GA11520.....	P36	GA12641.....	P199
G7100-258.....	P255	G9567X.....	P102	GA11523.....	P70	GA12655.....	P203
G7100-258.....	P256	GA0167.....	P148	GA11528.....	P100	GA12661.....	P110
G7100-259.....	P254	GA0237.....	P211	GA11736.....	P192	GA12675.....	P53
G7100-259.....	P255	GA0241.....	P232	GA11934.....	P174	GA12676.....	P53
G7100-259.....	P255	GA0245.....	P148	GA11969.....	P52	GA12677.....	P53
G7100-259.....	P256	GA0251.....	P232	GA11971.....	P52	GA12802.....	P70
G7100-259.....	P257	GA0252.....	P232	GA11982.....	P4	GA12812.....	P64
G7100-260.....	P255	GA0257.....	P148	GA11987.....	P64	GA12812.....	P78
G7100-260.....	P255	GA0262.....	P232	GA11988.....	P142	GA12812.....	P140
G7100-260.....	P256	GA0312.....	P208	GA11991.....	P142	GA12812.....	P201
G7100-262.....	P255	GA0328.....	P208	GA11992.....	P142	GA12813.....	P140
G7100-295.....	P260	GA0378.....	P125	GA11995.....	P142	GA12852.....	P196
G7100-329.....	P262	GA0547.....	P232	GA11997.....	P142	GA12853.....	P196
G7100-341.....	P260	GA0810.....	P208	GA12104.....	P142	GA12858.....	P140
G7100-352.....	P262	GA0895.....	P122	GA12143.....	P20	GA12868.....	P196
G7100-368.....	P263	GA0898.....	P222	GA12163.....	P101	GA13078.....	P171
G7100-375.....	P262	GA10036.....	P218	GA12164.....	P101	GA13079.....	P171
G7100-376.....	P258	GA10037.....	P218	GA12191.....	P124	GA13114.....	P144
G7100-377.....	P258	GA10047.....	P214	GA12191.....	P136	GA13169.....	P142
G7100-380.....	P259	GA10048.....	P214	GA12192.....	P124	GA13204.....	P118
G7100-385.....	P251	GA10054.....	P132	GA12192.....	P220	GA13214.....	P119
G7100-385.....	P252	GA10137.....	P20	GA12235.....	P44	GA13220.....	P172
G7100-385.....	P258	GA10149.....	P173	GA12235.....	P46	GA13221.....	P172
G7100-387.....	P261	GA10151.....	P8	GA12236.....	P42	GA13222.....	P172
G7100-389.....	P257	GA10151.....	P20	GA12236.....	P44	GA13223.....	P172
G7100-392.....	P254	GA10151.....	P58	GA12236.....	P46	GA13224.....	P172
G7100-400.....	P251	GA10151.....	P92	GA12335.....	P238	GA13227.....	P118
G7100-470.....	P259	GA10155.....	P20	GA12358.....	P142	GA13299.....	P64
G7100-49.....	P262	GA10157.....	P2	GA12403.....	P90	GA13340.....	P146
G7100-504.....	P261	GA10161.....	P52	GA12403.....	P194	GA13487.....	P145
G7100-508.....	P261	GA10621.....	P232	GA12537.....	P203	GA13512.....	P142
G7100-509.....	P261	GA10622.....	P231	GA12538.....	P199	GA13521.....	P195
G7100-511.....	P261	GA10624.....	P231	GA12539.....	P196	GA13551.....	P199
G7100-533.....	P185	GA10635.....	P64	GA12540.....	P203	GA13562.....	P196
G7100-68.....	P251	GA10765.....	P78	GA12552.....	P197	GA13572.....	P196
G7100-92.....	P261	GA10799.....	P64	GA12555.....	P203	GA13622.....	P229
G7566X.....	P17	GA10799.....	P78	GA12558.....	P203	GA13623.....	P229

Numerical Index

M0259-02

Model 3600

Part No.	Page	Part No.	Page	Part No.	Page	Part No.	Page
GA13633	P171	GA14371	P98	GA14942	P84	GA16376	P203
GA13665	P101	GA14372	P98	GA14942	P86	GA16381	P201
GA13667	P64	GA14373	P98	GA14943	P100	GA16381	P203
GA13671	P64	GA14378	P60	GA14981	P118	GA16382	P201
GA13673	P101	GA14378	P64	GA15101	P189	GA16382	P203
GA1369	P208	GA14383	P60	GA15151	P148	GA16383	P201
GA13716	P228	GA14383	P72	GA15197	P16	GA16383	P203
GA13719	P144	GA14384	P60	GA15197	P17	GA16392	P140
GA13719	P148	GA14384	P72	GA15288	P201	GA16393	P201
GA13734	P86	GA14385	P60	GA15290	P201	GA16393	P203
GA13735	P86	GA14385	P72	GA15312	P46	GA16428	P226
GA13741	P166	GA14386	P60	GA15415	P208	GA16428	P228
GA13764	P144	GA14386	P64	GA15415	P212	GA16826	P201
GA13768	P100	GA14387	P64	GA15415	P214	GA16826	P203
GA13783	P101	GA14396	P64	GA15416	P208	GA16829	P201
GA13790	P125	GA14402	P146	GA15416	P212	GA16829	P203
GA13791	P172	GA14412	P122	GA15416	P214	GA16830	P6
GA13934	P108	GA14413	P122	GA15452	P78	GA16831	P203
GA13935	P160	GA14444	P98	GA15453	P119	GA16832	P204
GA13938	P104	GA14445	P98	GA15464	P197	GA16833	P204
GA13938	P160	GA14446	P70	GA15499	P66	GA16834	P204
GA13939	P160	GA14448	P196	GA15499	P74	GA16868	P6
GA13944	P140	GA14449	P196	GA15499	P76	GA16923	P199
GA13954	P160	GA14450	P203	GA15499	P178	GA17070	P98
GA13986	P99	GA14452	P203	GA15499	P180	GA17077	P94
GA13994	P144	GA14478	P158	GA15499	P182	GA17077	P96
GA14004	P84	GA14481	P113	GA15499	P184	GA17078	P98
GA14005	P84	GA14481	P158	GA15881	P201	GA17080	P98
GA14031	P92	GA14489	P170	GA15882	P201	GA17088	P82
GA14040	P88	GA14513	P60	GA15883	P201	GA1720	P6
GA14041	P88	GA14514	P106	GA15884	P201	GA1720	P8
GA14049	P226	GA14515	P106	GA15907	P201	GA1720	P52
GA14050	P228	GA14516	P118	GA16082	P194	GA1720	P58
GA14052	P88	GA14517	P119	GA16145	P98	GA17200	P201
GA14111	P228	GA14519	P106	GA16145	P250	GA17399	P144
GA14112	P226	GA14520	P250	GA16157	P226	GA17400	P144
GA14112	P229	GA14571	P189	GA16157	P228	GA17401	P145
GA14127	P141	GA14572	P78	GA16338	P192	GA17402	P145
GA14129	P90	GA14574	P78	GA16339	P192	GA17413	P119
GA14133	P90	GA14576	P171	GA16340	P192	GA17547	P140
GA14135	P90	GA14589	P98	GA16343	P201	GA17547	P192
GA14136	P90	GA14593	P79	GA16350	P201	GA17547	P194
GA14251	P44	GA14593	P80	GA16351	P203	GA17903	P118
GA14282	P116	GA14600	P116	GA16352	P203	GA18105	P118
GA14322	P106	GA14822	P84	GA16355	P204	GA18201	P24
GA14323	P106	GA14823	P86	GA16374	P8	GA18208	P26
GA14330	P82	GA14846	P140	GA16374	P58	GA18397	P55
GA14331	P82	GA14847	P64	GA16374	P201	GA18398	P55
GA14349	P122	GA14847	P78	GA16374	P203	GA18724	P6
GA14359	P112	GA14856	P88	GA16375	P201	GA18736	P60
GA14361	P145	GA14858	P88	GA16375	P203	GA18736	P67
GA14370	P98	GA14939	P107	GA16376	P201	GA18736	P68

Part No.	Page	Part No.	Page	Part No.	Page	Part No.	Page
GA18737	P60	GA2148	P122	GA3584	P106	GA5112	P127
GA18737	P67	GA21515	P194	GA3584	P166	GA5112	P136
GA18737	P68	GA21515	P199	GA3584	P191	GA5113	P124
GA19112	P28	GA21589	P151	GA3893	P234	GA5113	P127
GA19113	P28	GA21590	P151	GA4286	P211	GA5113	P130
GA19114	P28	GA21591	P152	GA4287	P211	GA5113	P136
GA19115	P28	GA21592	P152	GA4293	P166	GA5114	P110
GA2007	P20	GA21771	P154	GA4293	P171	GA5114	P124
GA20110	P28	GA2180	P4	GA4293	P174	GA5114	P124
GA20111	P28	GA2180	P56	GA4293	P175	GA5114	P127
GA2012L	P10	GA2180	P110	GA4376	P122	GA5114	P219
GA2012R	P10	GA2180	P128	GA4377	P122	GA5114	P220
GA2014	P10	GA21813	P154	GA4444	P30	GA5114	P242
GA2014	P14	GA22165	P16	GA4617	P242	GA5115	P219
GA2014	P40	GA22213	P28	GA4618	P242	GA5116	P220
GA2014	P42	GA22215	P46	GA4619	P242	GA5121	P116
GA2014	P44	GA22216	P46	GA4620	P242	GA5121	P124
GA2014	P46	GA22268	P60	GA4722	P118	GA5146	P242
GA2014	P208	GA22268	P72	GA4723	P118	GA5164	P125
GA2014	P216	GA22268	P78	GA4727	P119	GA5165	P125
GA2019	P24	GA22273	P141	GA4729	P118	GA5194	P130
GA2020	P24	GA22711	P205	GA4842	P100	GA5194	P242
GA20254	P22	GA22712	P205	GA4843	P100	GA5195	P242
GA20346	P28	GA22713	P205	GA4976	P226	GA5229	P219
GA2054	P14	GA22714	P205	GA4976	P228	GA5385	P192
GA20622	P28	GA22716	P205	GA4976	P248	GA5548	P128
GA20640	P8	GA22717	P205	GA4976	P250	GA5600	P194
GA20640	P20	GA22718	P205	GA4995	P99	GA5600	P199
GA20640	P58	GA22720	P48	GA5105	P110	GA5624	P219
GA20640	P94	GA22721	P48	GA5105	P127	GA5651	P6
GA20640	P96	GA22722	P48	GA5105	P136	GA5654	P40
GA2068	P124	GA22723	P48	GA5105	P219	GA5654	P42
GA20746	P28	GA22726	P188	GA5105	P242	GA5654	P44
GA2075	P34	GA22735	P205	GA5106	P127	GA5654	P46
GA20772	P151	GA22736	P205	GA5106	P136	GA5654	P216
GA20773	P151	GA22738	P205	GA5106	P242	GA5667	P222
GA20878	P28	GA22739	P48	GA5107	P55	GA5671	P220
GA20902	P194	GA22740	P48	GA5107	P56	GA5672	P220
GA20902	P199	GA22793	P142	GA5107	P127	GA5698	P26
GA20903	P197	GA22810	P48	GA5107	P219	GA5699	P26
GA2094	P35	GA22811	P48	GA5107	P242	GA5715	P38
GA20960	P118	GA22812	P48	GA5108	P110	GA5715	P40
GA21030	P144	GA22867	P205	GA5108	P127	GA5716	P119
GA21030	P149	GA2528	P192	GA5108	P136	GA5718	P40
GA21114	P156	GA2559	P232	GA5108	P242	GA5719	P38
GA21115	P156	GA2612	P192	GA5109	P127	GA5719	P40
GA21151	P197	GA2660	P226	GA5109	P136	GA5787	P52
GA21152	P197	GA2660	P228	GA5109	P242	GA5794	P26
GA21309	P94	GA3407	P167	GA5110	P127	GA5795	P26
GA21309	P96	GA3413	P166	GA5110	P136	GA5796	P26
GA21406	P64	GA3552	P125	GA5111	P127	GA5834	P26
GA21406	P78	GA3553	P125	GA5111	P136	GA5842	P100

Part No.	Page	Part No.	Page	Part No.	Page	Part No.	Page
GA5853	P148	GA6960	P250	GA7336	P219	GA8371	P30
GA5887	P211	GA6961	P248	GA7336	P241	GA8393	P132
GA5892	P38	GA6961	P250	GA7372	P125	GA8393	P134
GA5982	P26	GA6964	P116	GA7390	P108	GA8483	P208
GA6038	P26	GA6966	P214	GA7396	P220	GA8603	P36
GA6108	P192	GA6975	P192	GA7424	P103	GA8603	P46
GA6109	P192	GA6977	P192	GA7433	P100	GA8603	P214
GA6147	P195	GA6978	P140	GA7434	P119	GA8641	P36
GA6147	P199	GA6978	P192	GA7434	P122	GA8641	P46
GA6168	P26	GA7016	P100	GA7445	P216	GA8651	P53
GA6171	P12	GA7018	P108	GA7446	P216	GA8685	P208
GA6171	P14	GA7019	P108	GA7463	P134	GA8688	P212
GA6171	P16	GA7022	P100	GA7540	P116	GA8689	P212
GA6171	P16	GA7022	P118	GA7579	P108	GA8691	P243
GA6171	P210	GA7051	P56	GA7845	P226	GA8692	P244
GA6171	P218	GA7051	P128	GA7845	P228	GA8731	P192
GA6182	P26	GA7051	P223	GA7852	P194	GA8734	P192
GA6184	P26	GA7052	P56	GA7852	P199	GA8735	P192
GA6187	P26	GA7052	P128	GA7853	P194	GA8760	P44
GA6337	P219	GA7052	P223	GA7853	P201	GA8845	P208
GA6434	P16	GA7067	P116	GA7853	P203	GA8859	P160
GA6436	P222	GA7077	P192	GA7854	P194	GA8877	P210
GA6437	P222	GA7096	P116	GA7855	P194	GA8877	P218
GA6478	P26	GA7098	P118	GA7857	P194	GA8899	P107
GA6497	P108	GA7110	P132	GA7858	P194	GA8904	P116
GA6503	P222	GA7111	P132	GA7859	P194	GA8904	P150
GA6514	P242	GA7129	P220	GA7859	P199	GA8931	P240
GA6515	P242	GA7130	P220	GA7863	P192	GA8979	P160
GA6527	P234	GA7133	P226	GA7949	P12	GA9088	P146
GA6527	P236	GA7135	P208	GA7975	P12	GA9096	P192
GA6597	P16	GA7137	P132	GA7976	P12	GA9097	P166
GA6608	P180	GA7154	P55	GA7998	P216	GA9098	P167
GA6608	P182	GA7154	P110	GA7999	P216	GA9105	P53
GA6618	P14	GA7154	P125	GA8026	P194	GA9131	P46
GA6619	P14	GA7154	P130	GA8046	P195	GA9144	P194
GA6620	P14	GA7154	P130	GA8046	P199	GA9145	P144
GA6633	P26	GA7154	P137	GA8047	P192	GA9195	P208
GA6699	P192	GA7208	P248	GA8047	P195	GA9202	P192
GA6700	P192	GA7209	P248	GA8047	P199	GA9204	P192
GA6701	P192	GA7221	P150	GA8050	P199	GA9205	P104
GA6733	P14	GA7239	P212	GA8092	P56	GA9205	P157
GA6741	P34	GA7240	P212	GA8092	P128	GA9407	P240
GA6801	P14	GA7255	P26	GA8135	P195	GA9433	P214
GA6832	P42	GA7274	P134	GA8305	P210	GA9434	P214
GA6833	P42	GA7306	P136	GA8306	P210	GA9437	P214
GA6834	P42	GA7313	P137	GA8324	P10	GA9467	P152
GA6838	P42	GA7317	P136	GA8326	P31	GA9472	P218
GA6907	P34	GA7319	P136	GA8328	P140	GA9479	P132
GA6928	P107	GA7320	P136	GA8329	P140	GA9479	P134
GA6929	P107	GA7321	P136	GA8343	P24	GA9480	P132
GA6943	P108	GA7336	P128	GA8364	P31	GA9480	P134
GA6960	P248	GA7336	P137	GA8366	P31	GA9481	

Part No.	Page	Part No.	Page	Part No.	Page	Part No.	Page
GA9482	P132	GB0209	P212	GB0331	P20	GB0455	P96
GA9482	P134	GB0210	P212	GB0331	P58	GB0458	P100
GA9483	P134	GB0212	P210	GB0331	P92	GB0464	P44
GA9547	P92	GB0213	P46	GB0331	P94	GB0493	P82
GA9553	P110	GB0213	P211	GB0331	P96	GB0501	P84
GA9553	P125	GB0213	P248	GB0366	P6	GB0501	P86
GA9554	P125	GB0213	P250	GB0383	P44	GB0502	P84
GA9557	P130	GB0218	P6	GB0387	P42	GB0502	P86
GA9558	P130	GB0218	P20	GB0387	P44	GB0554	P148
GA9559	P100	GB0218	P46	GB0387	P46	GB0574	P92
GA9559	P157	GB0218	P46	GB0389	P4	GB0634	P88
GA9564	P214	GB0218	P52	GB0390	P4	GB0635	P88
GA9565	P214	GB0218	P100	GB0391	P4	GB0673	P88
GA9571	P134	GB0218	P106	GB0392	P4	GB0674	P88
GA9572	P134	GB0218	P125	GB0393	P4	GB0675	P88
GA9714	P22	GB0218	P125	GB0395	P4	GB0676	P28
GA9819	P214	GB0218	P144	GB0396	P4	GB0697	P28
GA9820	P214	GB0218	P146	GB0397	P4	GB0717	P94
GA9821	P214	GB0218	P211	GB0398	P4	GB0717	P96
GA9822	P214	GB0218	P231	GB0400	P214	GB0780	P28
GA9837	P99	GB0218	P248	GB0405	P214	GB0815	P28
GA9840	P112	GB0218	P250	GB0409	P108	GB0816	P28
GA9843	P125	GB0218	P250	GB0410	P24	GB0818	P28
GA9844	P46	GB0237	P99	GB0425	P79	GB0823	P28
GA9845	P46	GB0239	P14	GB0425	P80	GB0827	P61
GA9846	P125	GB0239	P16	GB0427	P84	GB0901	P94
GA9861	P46	GB0246	P104	GB0427	P86	GB0901	P96
GA9862	P46	GB0254	P16	GB0428	P94	GB0907	P28
GA9865	P46	GB0265	P2	GB0428	P96	GB0920	P28
GA9918	P137	GB0266	P2	GB0429	P79	GB0921	P28
GA9964	P64	GB0267	P2	GB0429	P80	GB0926	P28
GA9964	P78	GB0268	P14	GB0430	P84	GB0926	P94
GA9964	P140	GB0268	P16	GB0430	P86	GB0926	P96
GA9964	P140	GB0274	P2	GB0430	P92	GD0453-03	P144
GA9978	P195	GB0276	P12	GB0431	P84	GD0453-04	P144
GA9978	P199	GB0278	P20	GB0431	P86	GD0453-07	P144
GA9979	P195	GB0278	P31	GB0433	P84	GD0453-08	P144
GA9979	P199	GB0282	P16	GB0433	P86	GD0487	P208
GB0110	P24	GB0285	P2	GB0434	P84	GD0740	P161
GB0115	P31	GB0287	P127	GB0434	P86	GD0746	P148
GB0116	P31	GB0291	P46	GB0435	P86	GD0826	P104
GB0120	P24	GB0292	P100	GB0435	P84	GD0826	P107
GB0134	P208	GB0296	P214	GB0436	P84	GD0829	P108
GB0186	P6	GB0301	P10	GB0436	P86	GD0829	P248
GB0196	P232	GB0301	P52	GB0438	P84	GD0831	P232
GB0198	P222	GB0309	P112	GB0438	P86	GD0840	P148
GB0199	P222	GB0314	P20	GB0444	P84	GD0844	P232
GB0200	P222	GB0314	P52	GB0444	P86	GD0914-106.5	P128
GB0205	P211	GB0315	P250	GB0445	P92	GD0914-12.50	P55
GB0206	P212	GB0322	P214	GB0446	P92	GD0914-128	P56
GB0206	P248	GB0323	P214	GB0455	P92	GD0914-138	P56
GB0206	P250	GB0331	P8	GB0455	P94	GD0914-15	P56

Part No.	Page	Part No.	Page	Part No.	Page	Part No.	Page
GD0914-166.50	P128	GD10123	P134	GD1060	P30	GD11178	P216
GD0914-24	P56	GD10196	P248	GD1061	P31	GD1118	P34
GD0914-24	P56	GD10207	P149	GD1063	P31	GD11188	P216
GD0914-27	P56	GD10242	P212	GD10635	P134	GD11218	P52
GD0914-35	P128	GD10243	P192	GD10636	P134	GD11218	P58
GD0914-38	P128	GD1026	P2	GD10638	P134	GD11219	P30
GD0914-45	P128	GD1026	P8	GD1065	P2	GD11239	P20
GD0914-48	P56	GD1026	P30	GD1065	P8	GD11239	P30
GD0914-54.75	P110	GD1026	P52	GD10792	P145	GD11239	P31
GD0914-66	P56	GD1026	P58	GD1083	P24	GD11240	P31
GD0914-90	P56	GD1026	P128	GD1085	P16	GD11245	P118
GD0962	P208	GD1026	P137	GD1086	P12	GD11259	P2
GD10006	P108	GD1026	P214	GD10963	P34	GD11264	P53
GD10007	P130	GD1026	P219	GD10984	P34	GD11265	P216
GD10011	P116	GD1026	P220	GD10991	P12	GD11266	P216
GD10012	P116	GD1026	P241	GD10993	P2	GD11279	P22
GD10013	P116	GD10273	P212	GD11017	P10	GD11286	P24
GD10014	P116	GD10282	P134	GD1104	P212	GD11297	P31
GD10036	P6	GD10283	P148	GD11045	P4	GD11305	P30
GD10057-01	P260	GD10298	P124	GD11045	P128	GD11306	P10
GD10057-02	P260	GD10303	P212	GD11045	P241	GD11306	P208
GD10057-03	P260	GD10304	P212	GD11089	P192	GD11311	P24
GD10057-04	P260	GD10355	P136	GD11089	P195	GD11313	P17
GD10057-11	P260	GD10356	P137	GD11089	P199	GD1132	P40
GD10057-12	P260	GD10366	P136	GD1109	P14	GD1132	P42
GD10057-14	P260	GD1041	P24	GD1109	P16	GD1132	P44
GD10057-15	P260	GD1042	P24	GD11120	P132	GD1132	P46
GD10057-17	P260	GD10446	P116	GD11120	P134	GD1132	P208
GD10057-18	P260	GD10447	P116	GD11122	P26	GD1132	P216
GD10057-19	P260	GD10473	P10	GD11123	P226	GD1134	P220
GD10063	P116	GD10473	P14	GD11123	P228	GD1134	P222
GD10064	P116	GD10487	P212	GD11124	P226	GD1134	P242
GD10068	P132	GD10492	P108	GD11124	P228	GD1138	P208
GD10068	P134	GD10519	P44	GD1113	P6	GD11413	P20
GD10069	P132	GD10519	P46	GD1113	P52	GD11413	P31
GD10069	P134	GD10530	P104	GD1113	P56	GD11422	P6
GD10070	P132	GD10531	P108	GD1113	P98	GD11423	P210
GD10071	P132	GD10532	P108	GD1113	P112	GD11423	P218
GD10088	P146	GD10538-01	P104	GD1113	P208	GD11424	P30
GD10092	P116	GD10538-07	P144	GD1113	P212	GD1143	P35
GD10099	P125	GD10543	P124	GD1113	P214	GD1144	P35
GD10100	P127	GD10543	P132	GD1113	P214	GD1145	P35
GD10102	P132	GD10543	P136	GD1113	P214	GD11453	P12
GD10103	P132	GD10552	P216	GD1113	P226	GD11474	P195
GD10103	P134	GD10578	P134	GD1113	P228	GD11474	P199
GD10104	P132	GD10579	P134	GD1113	P228	GD11490	P122
GD10110	P226	GD10584	P134	GD1113	P234	GD11508	P17
GD10119	P220	GD10586	P134	GD1113	P236	GD11509	P17
GD10120	P134	GD10587	P134	GD1113	P242	GD11528	P24
GD10120	P134	GD10588	P134	GD1115L	P34	GD11557	P214
GD10120	P134	GD1059L	P30	GD1115R	P34	GD11558	P214
GD10123	P132	GD1059R	P30	GD1116	P34	GD1162	P260

Part No.	Page	Part No.	Page	Part No.	Page	Part No.	Page
GD11649	P53	GD12502	P158	GD13524-01	P132	GD15725	P101
GD1166	P232	GD1255	P125	GD13706-02	P250	GD15789	P64
GD11677	P36	GD1255	P136	GD13744	P232	GD15790	P64
GD11700	P174	GD1256	P125	GD1379	P222	GD15792-18	P67
GD11700	P234	GD12561	P22	GD1380	P222	GD15792-18	P68
GD11700	P236	GD12561	P22	GD14121	P100	GD15799	P60
GD11705	P208	GD12561	P92	GD14170	P46	GD15799	P67
GD11721	P61	GD12572	P151	GD14217	P6	GD15799	P68
GD11787	P24	GD12597	P160	GD14258	P140	GD15804	P64
GD11836	P216	GD12676	P214	GD14258	P140	GD15804	P78
GD11845	P2	GD12677	P214	GD14308	P149	GD15849-02	P64
GD11845	P10	GD12679	P214	GD14398	P36	GD15849-02	P78
GD11845	P14	GD12684	P216	GD14413	P128	GD15850	P60
GD11953	P210	GD12685	P214	GD14413	P137	GD15850	P67
GD11953	P218	GD12703	P112	GD14413	P220	GD15850	P68
GD11954	P210	GD12724	P18	GD14413	P242	GD15854	P60
GD11954	P218	GD12726	P134	GD14414	P128	GD15856-03	P60
GD11962	P2	GD12726	P191	GD14414	P137	GD15856-03	P60
GD11962	P8	GD12817	P46	GD14414	P220	GD15856-03	P67
GD11962	P30	GD12818	P167	GD14414	P242	GD15856-03	P68
GD11962	P52	GD12826	P46	GD14426	P128	GD15856-04	P60
GD11962	P58	GD12827	P46	GD14426	P137	GD15856-04	P67
GD11963-04	P4	GD12829	P46	GD14427	P220	GD15863	P64
GD11963-08	P104	GD13146	P166	GD14427	P242	GD15867-02	P67
GD11970	P160	GD13170	P157	GD14431	P128	GD15867-02	P68
GD11972	P56	GD13170	P157	GD14431	P137	GD15867-13	P67
GD11973	P56	GD13171	P157	GD14431	P220	GD15867-13	P68
GD11984	P160	GD13172	P157	GD14431	P242	GD15950	P18
GD11985	P156	GD13172	P157	GD14432	P128	GD16037	P70
GD11988	P150	GD13173	P157	GD14432	P137	GD16038	P70
GD11991	P150	GD13173	P157	GD14432	P220	GD16040	P70
GD11992	P150	GD13287	P214	GD14432	P242	GD16188	P174
GD11993	P194	GD13302	P152	GD14512	P132	GD16194-01	P61
GD11993	P194	GD13303	P152	GD14513	P132	GD16226	P101
GD11993	P194	GD13303	P154	GD14513	P134	GD16245	P2
GD11993	P199	GD13307	P154	GD14528	P166	GD16303	P101
GD11999	P158	GD13309	P218	GD14528	P188	GD16317-01	P60
GD1200	P222	GD13310	P166	GD14626	P60	GD16317-01	P67
GD1207	P222	GD13310	P167	GD14627	P61	GD16317-01	P68
GD1209	P222	GD13328	P232	GD14660	P140	GD16324-01	P64
GD1210	P222	GD13348	P166	GD15100	P101	GD16324-01	P78
GD12102	P149	GD13348	P192	GD1512	P260	GD16418-02	P144
GD12102	P156	GD13348	P194	GD1514	P248	GD16489	P110
GD12102	P158	GD13359	P145	GD1514	P250	GD16490	P110
GD12103	P150	GD13360	P145	GD1515	P248	GD16561	P94
GD12103	P152	GD13361	P2	GD1515	P250	GD16561	P96
GD12104	P160	GD13400	P157	GD1516	P248	GD1657	P208
GD12105	P154	GD13400	P157	GD1516	P250	GD16608	P69
GD12106	P151	GD13401	P122	GD1517	P248	GD16642	P100
GD12106	P154	GD13409	P118	GD1517	P250	GD16644	P70
GD1213	P222	GD13422	P110	GD15698	P24	GD1673	P208
GD1213	P222	GD13425	P157	GD15699	P26	GD16839	P64

Part No.	Page	Part No.	Page	Part No.	Page	Part No.	Page
GD16959-03	P61	GD18628	P112	GD19639	P82	GD20756	P98
GD16992	P64	GD18643	P118	GD19655	P118	GD20757	P250
GD17014	P2	GD18645	P119	GD19658-02	P82	GD20922	P88
GD17052	P53	GD18646	P119	GD19659-05	P82	GD20923	P88
GD17141	P142	GD18663	P113	GD19661-01	P144	GD20928	P78
GD17143	P142	GD18672	P172	GD19665	P84	GD21080	P84
GD17150-03	P142	GD18676	P118	GD19665	P86	GD21080	P86
GD17150-04	P142	GD18704	P24	GD19690-03	P88	GD21142	P145
GD17150-08	P142	GD18796	P140	GD19690-04	P88	GD21143	P145
GD17150-09	P142	GD18811	P171	GD19695	P84	GD2115	P248
GD17150-12	P142	GD18811	P172	GD19695	P86	GD2115	P250
GD17151-06	P140	GD18814	P145	GD19790	P24	GD2117	P228
GD17151-20	P64	GD18815	P144	GD19808	P84	GD2117	P250
GD17154	P142	GD18889	P144	GD19808	P86	GD2117	P260
GD17156	P142	GD19092	P4	GD19852	P84	GD21278	P64
GD17156	P142	GD19123	P175	GD19854	P84	GD21278	P78
GD1719	P56	GD19124	P142	GD19863	P84	GD21300	P78
GD17245	P101	GD19212	P82	GD19864	P84	GD21337	P6
GD1747	P226	GD19212	P108	GD19864	P86	GD21398	P222
GD1755	P26	GD19225	P72	GD19865	P84	GD21540	P148
GD17794	P4	GD19237	P142	GD19865	P86	GD2169	P103
GD18010	P140	GD19238	P142	GD19893	P88	GD2169	P116
GD18010	P142	GD19292	P36	GD20035	P88	GD21746	P104
GD18011	P4	GD19292	P46	GD20036	P88	GD2199	P124
GD18011	P142	GD19295	P199	GD20037	P88	GD2199	P259
GD18013	P199	GD19333	P24	GD20060	P226	GD22965	P192
GD18014	P110	GD19343	P128	GD20060	P228	GD22968	P201
GD18066	P55	GD19343	P137	GD20282	P90	GD22974	P201
GD18073	P53	GD19343	P220	GD20401	P82	GD22975	P201
GD18074	P53	GD19343	P242	GD20456	P122	GD23002	P149
GD18078	P142	GD19344	P128	GD20457	P118	GD23020	P104
GD18084	P142	GD19344	P137	GD20458	P118	GD23773	P8
GD18112	P141	GD19344	P220	GD20458	P122	GD23774	P8
GD18114	P110	GD19344	P242	GD20461	P122	GD23774	P58
GD18115	P110	GD19383-02	P108	GD20518	P60	GD23995	P4
GD18118	P194	GD19422	P228	GD20518	P72	GD2412	P222
GD18118	P198	GD19423	P228	GD20534	P60	GD24126	P6
GD18119	P142	GD19440	P171	GD20534	P72	GD2423	P34
GD18135	P53	GD19460	P64	GD20539	P72	GD24352	P6
GD18136	P53	GD19468	P101	GD20589	P98	GD24385-01	P88
GD18168	P194	GD19469	P64	GD20590	P60	GD24386	P88
GD18168	P198	GD19470	P64	GD20591	P72	GD24387	P88
GD18176	P203	GD19491	P145	GD20593	P112	GD24545	P2
GD18177	P203	GD19508	P84	GD20595	P112	GD24545	P52
GD18274	P142	GD19508	P86	GD20599	P98	GD2460	P35
GD18275	P140	GD19509	P92	GD20695	P164	GD24754	P88
GD18326	P110	GD19609	P86	GD20696	P108	GD24879-01	P88
GD18407	P196	GD19614	P86	GD20697	P164	GD25147	P28
GD18408	P196	GD19619	P86	GD20718	P170	GD25147	P28
GD18540	P144	GD19620	P88	GD20719	P170	GD25189	P144
GD1862	P226	GD19635	P84	GD20722	P61	GD25374	P108
GD1862	P228	GD19635	P86	GD20728	P100	GD2548-15.5	P223

Part No.	Page	Part No.	Page	Part No.	Page	Part No.	Page
GD2548-54	P241	GD29507	P20	GD32368	P100	GD5875	P104
GD25522	P66	GD29651	P151	GD32368	P185	GD5875	P116
GD25522	P74	GD29657	P28	GD32463	P48	GD5875	P119
GD25522	P76	GD2971-09	P100	GD32516	P48	GD5886	P223
GD25522	P178	GD2971-10	P30	GD32535	P187	GD6279-05	P174
GD25522	P180	GD2971-21	P61	GD32536	P187	GD6291	P192
GD25522	P182	GD2971-24	P58	GD32537	P187	GD6291	P199
GD25522	P184	GD2971-26	P10	GD32538	P187	GD6291	P18
GD25523	P118	GD29798	P2	GD32539	P187	GD6553	P211
GD25568	P53	GD29798	P94	GD34108	P88	GD6556	P100
GD25569	P53	GD29806	P2	GD3501	P100	GD6775	P125
GD2558	P112	GD29806	P53	GD3537-11	P104	GD6780	P127
GD2558	P118	GD2984	P250	GD3537-12	P104	GD6895	P125
GD2558	P124	GD2984	P260	GD3537-20	P104	GD6924	P242
GD2558	P127	GD30263	P149	GD3547	P248	GD7079	P118
GD2558	P137	GD30264	P149	GD3547	P250	GD7089	P118
GD2558	P219	GD30401	P156	GD3612	P2	GD7127	P127
GD2558	P232	GD30696	P154	GD3623	P226	GD7127	P219
GD2558	P242	GD30697	P152	GD3623	P228	GD7127	P242
GD25644	P78	GD30697	P154	GD3860	P192	GD7137	P100
GD2589	P208	GD30725	P10	GD3951	P226	GD7145	P119
GD2597	P148	GD30725	P44	GD3951	P228	GD7147	P160
GD26024	P145	GD30725	P208	GD4086	P66	GD7148	P31
GD26024	P220	GD30860	P154	GD4086	P178	GD7251	P100
GD26025	P220	GD30880	P154	GD4086	P180	GD7258	P31
GD26146	P16	GD30881	P154	GD4086	P182	GD7318	P2
GD26264	P90	GD30882	P78	GD4086	P184	GD7318	P8
GD26419	P24	GD30902	P132	GD4700	P125	GD7426	P128
GD26593	P28	GD30902	P134	GD4701	P125	GD7426	P137
GD2681	P231	GD31305	P78	GD4743	P61	GD7426	P219
GD26973	P44	GD31306	P84	GD4743	P98	GD7426	P220
GD2721	P98	GD31306	P86	GD4743	P110	GD7426	P241
GD2721	P144	GD31307	P84	GD4743	P142	GD7518	P100
GD2721	P146	GD31307	P86	GD4743	P146	GD7519	P100
GD2721	P248	GD31353MPP	P16	GD4743	P170	GD7612	P128
GD27232	P157	GD31425	P61	GD4887-17	P127	GD7803	P36
GD27232	P157	GD31426	P61	GD5154	P104	GD7803	P46
GD27234	P149	GD31427	P61	GD5212	P125	GD7804	P36
GD27234	P156	GD31466	P12	GD5212	P127	GD7804	P46
GD27235	P151	GD31485	P192	GD5804	P103	GD7817-01	P40
GD27235	P152	GD31541	P134	GD5841	P112	GD7817-04	P40
GD27235	P154	GD3180-10	P220	GD5841	P122	GD7817-04	P216
GD2734-08	P220	GD3180-12	P14	GD5857	P42	GD7817-05	P232
GD2734-08	P242	GD3180-30	P4	GD5857	P100	GD7817-18	P53
GD27607	P88	GD3180-34	P144	GD5857	P110	GD7823	P40
GD2829	P192	GD32091	P88	GD5857	P124	GD7831	P232
GD28390	P2	GD32092	P192	GD5857	P127	GD7848	P222
GD28631	P28	GD32360	P48	GD5857	P130	GD7864	P118
GD29339	P92	GD32361	P48	GD5857	P136	GD7866	P219
GD29413	P94	GD32362	P48	GD5857	P220	GD7867	P223
GD29459	P53	GD32363	P185	GD5857	P241	GD7878	P26
GD2947	P34	GD32364	P185	GD5875	P100	GD7883	P103

Numerical Index

M0259-02

Model 3600

Part No.	Page	Part No.	Page	Part No.	Page	Part No.	Page
GD7889	P38	GD8893-01	P58	GD9968	P108	GR0231	P244
GD7889	P40	GD9107	P243	GD9969	P124	GR0232	P243
GD7889	P130	GD9108	P244	GD9971	P161	GR0232	P244
GD7890	P38	GD9109	P243	GD9971	P164	GR0233	P243
GD7890	P40	GD9109	P244	GD9977	P166	GR0267	P232
GD7900	P211	GD9120	P16	GD9981	P146	GR0270	P122
GD7904-02	P108	GD9130	P116	GM0259-01	P264	GR0279	P244
GD7904-02	P212	GD9131	P222	GM0259-02	P264	GR0280	P244
GD7907	P212	GD9132	P222	GR0146	P263	GR0281	P244
GD7907	P248	GD9254	P36	GR0146MPP	P263	GR0282	P244
GD7907	P250	GD9254	P46	GR0150	P148	GR0283	P244
GD7908	P211	GD9290	P14	GR0151	P148	GR0284	P244
GD7908	P248	GD9305	P14	GR0155	P263	GR0367	P113
GD7908	P250	GD9529	P134	GR0155MPP	P263	GR0375	P116
GD7911	P210	GD9529	P176	GR0188	P211	GR0434	P122
GD7912	P212	GD9529	P176	GR0190	P232	GR0508	P226
GD7962	P211	GD9529	P191	GR0193	P113	GR0508	P228
GD7962	P216	GD9530	P134	GR0193	P116	GR0528	P118
GD8066-02	P166	GD9530	P176	GR0195	P232	GR0586	P194
GD8188	P100	GD9530	P176	GR0196	P31	GR0594	P194
GD8188	P103	GD9530	P191	GR0196	P52	GR0594	P199
GD8188	P106	GD9533	P166	GR0196	P94	GR0664	P24
GD8189	P100	GD9562	P14	GR0196	P96	GR0761	P176
GD8189	P103	GD9636	P116	GR0196	P2	GR0763	P176
GD8189	P106	GD9667	P132	GR0200	P232	GR0764	P166
GD8218	P210	GD9671	P132	GR0200	P232	GR0764	P167
GD8224	P212	GD9671	P134	GR0204	P232	GR0764	P171
GD8237	P26	GD9672	P132	GR0207	P243	GR0764	P172
GD8238	P211	GD9672	P134	GR0207	P244	GR0764	P176
GD8239	P212	GD9695	P53	GR0208	P243	GR0880	P234
GD8247	P211	GD9705	P210	GR0211	P243	GR0881	P234
GD8249	P6	GD9706	P210	GR0211	P244	GR0882	P229
GD8260	P100	GD9709	P210	GR0212	P243	GR0882	P234
GD8266	P38	GD9715	P42	GR0212	P244	GR0883	P229
GD8276	P212	GD9720	P42	GR0213	P243	GR0883	P234
GD8306	P55	GD9724	P42	GR0214	P243	GR0912	P56
GD8306	P82	GD9724	P44	GR0214	P244	GR0912	P125
GD8307	P40	GD9724	P46	GR0215	P243	GR0912	P127
GD8308	P210	GD9724	P216	GR0215	P244	GR0912	P130
GD8460	P16	GD9870	P108	GR0216	P243	GR0912	P136
GD8722	P222	GD9896	P192	GR0217	P243	GR0912	P136
GD8739	P192	GD9898	P108	GR0217	P244	GR0912	P219
GD8740	P192	GD9905	P167	GR0221	P244	GR0912	P220
GD8741	P192	GD9952	P106	GR0222	P244	GR0912	P242
GD8751	P194	GD9955	P108	GR0225	P243	GR0912	P110
GD8751	P199	GD9955	P108	GR0225	P244	GR1015	P226
GD8770	P194	GD9956	P108	GR0226	P243	GR1015	P228
GD8770	P199	GD9959	P104	GR0226	P244	GR1015	P248
GD8771	P194	GD9960	P100	GR0228	P243	GR1015	P250
GD8771	P199	GD9963	P108	GR0229	P243	GR1016	P226
GD8778	P26	GD9964	P108	GR0229	P244	GR1016	P228
GD8893-01	P52	GD9964	P108	GR0231	P243	GR1016	P248

Part No.	Page	Part No.	Page	Part No.	Page	Part No.	Page
GR1016	P250	GR1037	P172	GR1296	P223	GR1467	P76
GR1017	P226	GR1037	P175	GR1297	P56	GR1467	P164
GR1017	P228	GR1037	P182	GR1297	P128	GR1467	P164
GR1017	P248	GR1045	P78	GR1297	P223	GR1467	P173
GR1017	P250	GR1045	P164	GR1298	P56	GR1467	P173
GR1018	P226	GR1045	P166	GR1298	P128	GR1467	P174
GR1018	P228	GR1045	P166	GR1301	P56	GR1467	P174
GR1018	P248	GR1045	P167	GR1301	P128	GR1467	P74
GR1018	P250	GR1045	P167	GR1301	P223	GR1484	P243
GR1019	P226	GR1045	P167	GR1303	P132	GR1485	P244
GR1019	P228	GR1045	P173	GR1303	P134	GR1519	P160
GR1019	P248	GR1045	P174	GR1304	P132	GR1522	P156
GR1019	P250	GR1045	P174	GR1304	P134	GR1524	P150
GR1037	P74	GR1045	P186	GR1305	P132	GR1526	P158
GR1037	P76	GR1045	P66	GR1305	P134	GR1533	P240
GR1037	P104	GR1045	P74	GR1306	P132	GR1535	P240
GR1037	P104	GR1045	P74	GR1306	P134	GR1540	P240
GR1037	P116	GR1045	P76	GR1363	P140	GR1541	P240
GR1037	P144	GR1045	P76	GR1363	P192	GR1542	P240
GR1037	P158	GR1045	P175	GR1364	P140	GR1543	P238
GR1037	P160	GR1104	P238	GR1364	P192	GR1543	P240
GR1037	P161	GR1112	P238	GR1405	P56	GR1544	P240
GR1037	P161	GR1116	P238	GR1406	P56	GR1545	P240
GR1037	P164	GR1118	P238	GR1407	P56	GR1557	P56
GR1037	P164	GR1120	P238	GR1408	P56	GR1557	P56
GR1037	P164	GR1122	P232	GR1409	P56	GR1557	P128
GR1037	P166	GR1123	P238	GR1410	P56	GR1557	P128
GR1037	P166	GR1124	P238	GR1411	P56	GR1557	P223
GR1037	P166	GR1134	P238	GR1412	P56	GR1557	P223
GR1037	P166	GR1146	P232	GR1413	P56	GR1557	P223
GR1037	P166	GR1146	P238	GR1414	P195	GR1559	P240
GR1037	P167	GR1208	P192	GR1414	P198	GR1561	P240
GR1037	P167	GR1290	P192	GR1415	P195	GR1566	P240
GR1037	P170	GR1292	P192	GR1415	P198	GR1567	P240
GR1037	P180	GR1292	P205	GR1465	P144	GR1568	P240
GR1037	P186	GR1293	P56	GR1465	P160	GR1569	P24
GR1037	P188	GR1293	P56	GR1465	P149	GR1570MPP	P263
GR1037	P74	GR1293	P128	GR1466	P70	GR1573	P152
GR1037	P76	GR1293	P128	GR1466	P70	GR1574	P240
GR1037	P112	GR1293	P223	GR1466	P70	GR1575	P240
GR1037	P112	GR1293	P223	GR1466	P78	GR1577	P243
GR1037	P149	GR1294	P56	GR1466	P166	GR1577	P244
GR1037	P150	GR1294	P56	GR1466	P166	GR1598	P157
GR1037	P151	GR1294	P128	GR1466	P166	GR1598	P157
GR1037	P152	GR1294	P128	GR1466	P167	GR1626	P243
GR1037	P154	GR1294	P223	GR1466	P174	GR1626	P244
GR1037	P156	GR1294	P223	GR1466	P72	GR1708	P226
GR1037	P166	GR1295	P56	GR1466	P171	GR1708	P228
GR1037	P170	GR1295	P128	GR1467	P69	GR1734	P173
GR1037	P170	GR1295	P223	GR1467	P70	GR1736	P64
GR1037	P171	GR1296	P56	GR1467	P70	GR1736	P78
GR1037	P171	GR1296	P128	GR1467	P70	GR1762	P194

Part No.	Page	Part No.	Page	Part No.	Page	Part No.	Page
GR1763	P195	GR1981	P189				
GR1777	P64	GR2000	P78				
GR1777	P78	GR2011	P238				
GR1777	P82	GR2025	P70				
GR1777	P64	GR2041	P166				
GR1777	P78	GR2041	P171				
GR1778	P142	GR2041	P174				
GR1786	P70	GR2041	P175				
GR1790	P110	GR2043	P170				
GR1796	P238	GR2109	P78				
GR1798	P238	GR2152	P99				
GR1800	P238	GR2153	P99				
GR1801	P238	GR2154	P24				
GR1803	P238	GR2185	P238				
GR1804	P238	GR2190	P173				
GR1805	P238	GR2217	P263				
GR1806	P238	GR2218	P70				
GR1808	P238	GR2224	P151				
GR1828	P263	GR2230	P154				
GR1834	P70	GR2233	P142				
GR1836	P196	GR2234	P154				
GR1838	P196	GR2240	P263				
GR1839	P196	GR2240MPP	P263				
GR1842MPP	P263	GR2241MPP	P263				
GR1843	P142						
GR1846	P171						
GR1847	P172						
GR1848	P24						
GR1912	P118						
GR1916	P196						
GR1917	P229						
GR1918	P229						
GR1921	P142						
GR1925	P149						
GR1939	P171						
GR1941	P226						
GR1941	P228						
GR1943	P141						
GR1945	P172						
GR1947	P79						
GR1947	P80						
GR1951	P142						
GR1956	P192						
GR1957	P192						
GR1958	P192						
GR1960	P78						
GR1961	P78						
GR1965	P78						
GR1966	P78						
GR1967	P78						
GR1969	P78						
GR1977	P78						
GR1978	P78						
GR1979	P78						

This page left blank intentionally.