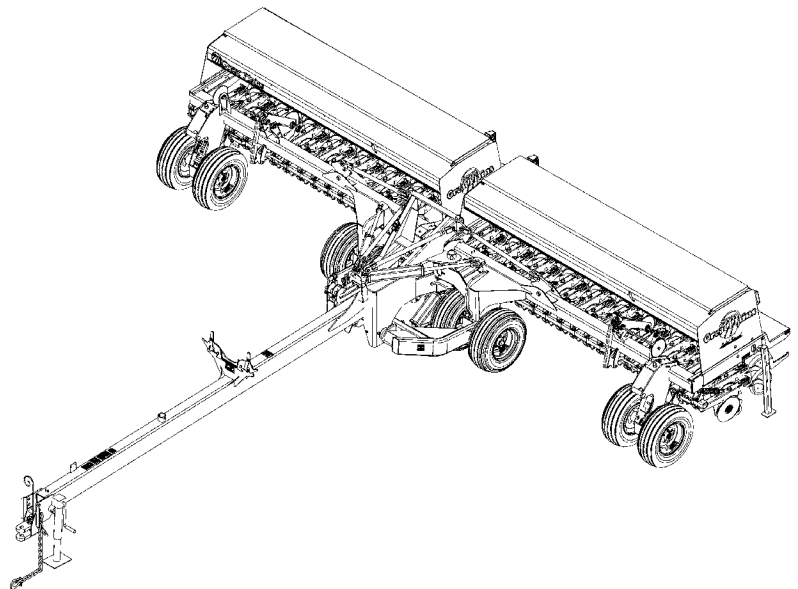

Parts Manual

2S-2600 & 2S-2600F
26' 2-Section Folding Drill



Read the Operator's manual entirely. When you see this symbol, the subsequent instructions and warnings are serious - follow without exception. Your life and the lives of others depend on it!



17254

Cover illustration may show optional equipment not supplied with standard unit.



Table of Contents

| | | | |
|---|-----------|---|------------|
| Section 1: Introduction..... | 6 | 6" Feeder Cup Spacing RH..... | 74 |
| Using This Manual..... | 6 | 7.5" Feeder Cup Spacing LH..... | 76 |
| Manual Replacement Information..... | 6 | 7.5" Feeder Cup Spacing RH..... | 78 |
| Manual Revisions..... | 6 | Adjustment Handle..... | 80 |
| Touch-up Paint..... | 6 | Loup Shaft Monitor (2 Channel 116-282A) (3 Channel | |
| Hardware Legend..... | 7 | 116-283A)..... | 82 |
| Replacement Hardware..... | 7 | Vansco Shaft Monitor (Option)..... | 84 |
| Serial Numbers..... | 7 | Gauge Wheels..... | 86 |
| Part Number Service Coding..... | 7 | Dual Gauge Wheel..... | 86 |
| Mainframe..... | 8 | Single Gauge Wheel..... | 88 |
| Butler Jack Assembly (890-610C)..... | 8 | Drives..... | 90 |
| Hitch To Mainframe..... | 10 | Clutch Linkage..... | 90 |
| Mainframe (S/N DD 1079+)..... | 12 | Fertilizer Drive Subassembly..... | 92 |
| Rotating Square Hammerblow Jack (890-610C)..... | 14 | Jaw Clutch (176-042S)..... | 94 |
| Transport Latch..... | 16 | Left Hand Clutch Fertilizer (195-187K)..... | 96 |
| Transport Axle..... | 18 | Left Hand Drive (S/N DD 1151-)..... | 98 |
| Transport Axle To Mainframe..... | 18 | Left Hand Drive (S/N DD 1152+)..... | 100 |
| Transport Tires & Hub..... | 20 | Left Hand Drive Fertilizer (S/N DD 1151-)..... | 102 |
| Toolbars..... | 22 | Left Hand Drive Fertilizer (S/N DD 1152+)..... | 104 |
| Toolbar Pivots To Box Frames..... | 22 | Right Hand Clutch Fertilizer (195-186K)..... | 106 |
| Toolbar To Mainframe..... | 24 | Right Hand Drive (S/N DD 1151-)..... | 108 |
| Box & Box Frames..... | 26 | Right Hand Drive (S/N DD 1152+)..... | 110 |
| Box Dividers Fertilizer..... | 26 | Right Hand Drive Fertilizer (S/N DD 1151-)..... | 112 |
| Box To Box Frame..... | 28 | Right Hand Drive Fertilizer (S/N DD 1152+)..... | 114 |
| Box To Box Frame Fertilizer..... | 30 | Small Seeds Drive..... | 116 |
| Fertilizer Tray..... | 32 | Openers..... | 118 |
| Fertilizer Tray To Box..... | 34 | 5" & 6" Seed-Lok (Option) (122-193K & 122-266K)..... | 118 |
| Flex Limiter..... | 36 | Fertilizer Hose..... | 120 |
| Lid To Box..... | 38 | OO Series Long Arm Opener..... | 122 |
| Lid To Box Fertilizer..... | 40 | OO Series short arm opener..... | 124 |
| Lights (S/N DD1757-)..... | 42 | Small Seeds Hose..... | 126 |
| LED Lights (S/N DD1758+)..... | 44 | Press Wheels..... | 128 |
| Point Row Control Box With Cables..... | 46 | 1" X 12" Double "V" Press Wheel..... | 128 |
| Seed Level Indicator..... | 48 | 2" X 13" Single Press Wheel..... | 130 |
| Seed/Fertilizer Flap (175-191S)..... | 50 | 3" X 13" Single Press Wheel..... | 132 |
| Small Seeds Box Components..... | 52 | 3" X 14" Peaked Single Press Wheel..... | 134 |
| Small Seeds Box Mounting..... | 54 | 4" X 12" Double Ribbed Single Press Wheel..... | 136 |
| Spill Flap Fertilizer (175-190S)..... | 56 | Hydraulics..... | 138 |
| Subframes To Wing Frames..... | 58 | Fold Hydraulics..... | 138 |
| Walkboard, Step & Parking Stand To Frame (S/N | | Opener Down Pressure Hydraulics (Closed Center) (S/N | |
| DD1363-)..... | 60 | DD1215-)..... | 140 |
| Walkboard, Step & Parking Stand To Frame (S/N | | Opener Down Pressure Hydraulics (Closed Center) (S/N | |
| DD1364+)..... | 62 | DD1216+)..... | 142 |
| Weight Bracket (S/N DD1283-)..... | 64 | Opener Down Pressure Hydraulics (Open Center) (S/N | |
| Weight Bracket (S/N DD1284+)..... | 66 | DD1216+)..... | 144 |
| Metering System..... | 68 | Opener Down Pressure Hydraulics (Open Center) (S/N | |
| 10" Feeder Cup Spacing LH..... | 68 | DD1215-)..... | 146 |
| 10" Feeder Cup Spacing RH..... | 70 | Opener Down Pressure Hydraulics With Point Row (Option) | |
| 6" Feeder Cup Spacing LH..... | 72 | (S/N DD1215-)..... | 148 |

© Copyright 2016 All rights reserved Printed 11/02/16

Great Plains Manufacturing, Inc. provides this publication "as is" without warranty of any kind, either expressed or implied. While every precaution has been taken in the preparation of this manual, Great Plains Manufacturing, Inc. assumes no responsibility for errors or omissions. Neither is any liability assumed for damages resulting from the use of the information contained herein. Great Plains Manufacturing, Inc. reserves the right to revise and improve its products as it sees fit. This publication describes the state of this product at the time of its publication, and may not reflect the product in the future.

Great Plains Manufacturing, Incorporated Trademarks

The following are trademarks of Great Plains Mfg., Inc.: Application Systems, Ausherman, Land Pride, Great Plains

All other brands and product names are trademarks or registered trademarks of their respective holders.

Printed in the United States of America.



Table of Contents (continued)

| | |
|---|----------------|
| Opener Down Pressure Hydraulics With Point Row (Option) (S/N DD1216+)..... | 150 |
| Opener Lift Midway Hydraulic Cylinder 2 X 8 X 1.12 (810-299C)..... | 152 |
| Transport Axle..... | 154 |
| Transport Axle Midway Hydraulics Cylinder 3.5 X 12 X 1.25 (810-316C)..... | 156 |
| Transport Axle Midway Hydraulics Cylinder 4.0 X 12 X 1.5 (810-687C)..... | 158 |
| Manifold Block (810-371C)..... | 160 |
| Pressure Reducing Valve (810-301C)..... | 162 |
| Counterbalance Valve (810-523C)..... | 164 |
| Toolbar Fold Midway Hydraulic Cylinder 3.5 X 20 X 1.5 (810-298C)..... | 166 |
| Hydraulic Hose Grips..... | 168 |
| Decals..... | 170 |
| Decal Placement..... | 170 |
| Options..... | 172 |
| Cross Hydraulic Cylinder 2.5 X 20 X 1.12 (810-118C)..... | 172 |
| Double Selector Valve (810-274C)..... | 174 |
| Dual Markers Hydraulics..... | 176 |
| Flat Fold Marker..... | 178 |
| Marker Disc Assembly (113-563S)..... | 182 |
| Midway Hydraulic Cylinder 2.5 X 20 X 1.12 (810-118C)..... | 184 |
| Monarch Hydraulic Cylinder 2.5 X 20 X 1.12 (810-118C)..... | 186 |
| Sequence Valve (810-197C)..... | 188 |
| Single Marker Hydraulics..... | 190 |
| Part Number Index..... | 192 |



Alphabetized Table of Contents

Selected Models

| | |
|--|-----|
| 1 | |
| 1" X 12" Double "V" Press Wheel..... | 128 |
| 10" Feeder Cup Spacing LH..... | 68 |
| 10" Feeder Cup Spacing RH..... | 70 |
| 2 | |
| 2" X 13" Single Press Wheel..... | 130 |
| 3 | |
| 3" X 13" Single Press Wheel..... | 132 |
| 3" X 14" Peaked Single Press Wheel..... | 134 |
| 4 | |
| 4" X 12" Double Ribbed Single Press Wheel..... | 136 |
| 5 | |
| 5" & 6" Seed-Lok (Option) (122-193K & 122-266K)..... | 118 |
| 6 | |
| 6" Feeder Cup Spacing LH..... | 72 |
| 6" Feeder Cup Spacing RH..... | 74 |
| 7 | |
| 7.5" Feeder Cup Spacing LH..... | 76 |
| 7.5" Feeder Cup Spacing RH..... | 78 |
| A | |
| Adjustment Handle..... | 80 |
| B | |
| Box Dividers Fertilizer..... | 26 |
| Box To Box Frame..... | 28 |
| Box To Box Frame Fertilizer..... | 30 |
| Butler Jack Assembly (890-610C)..... | 8 |
| C | |
| Clutch Linkage..... | 90 |
| Counterbalance Valve (810-523C)..... | 164 |
| Cross Hydraulic Cylinder 2.5 X 20 X 1.12 (810-118C)..... | 172 |
| D | |
| Decal Placement..... | 170 |
| Double Selector Valve (810-274C)..... | 174 |
| Dual Gauge Wheel..... | 86 |
| Dual Markers Hydraulics..... | 176 |
| F | |
| Fertilizer Drive Subassembly..... | 92 |
| Fertilizer Hose..... | 120 |
| Fertilizer Tray..... | 32 |
| Fertilizer Tray To Box..... | 34 |
| Flat Fold Marker..... | 178 |
| Flex Limiter..... | 36 |
| Fold Hydraulics..... | 138 |

H

| | |
|---------------------------|-----|
| Hitch To Mainframe..... | 10 |
| Hydraulic Hose Grips..... | 168 |

J

| | |
|----------------------------|----|
| Jaw Clutch (176-042S)..... | 94 |
|----------------------------|----|

L

| | |
|---|-----|
| LED Lights (S/N DD1758+)..... | 44 |
| Left Hand Clutch Fertilizer (195-187K)..... | 96 |
| Left Hand Drive (S/N DD 1151-)..... | 98 |
| Left Hand Drive (S/N DD 1152+)..... | 100 |
| Left Hand Drive Fertilizer (S/N DD 1151-)..... | 102 |
| Left Hand Drive Fertilizer (S/N DD 1152+)..... | 104 |
| Lid To Box..... | 38 |
| Lid To Box Fertilizer..... | 40 |
| Lights (S/N DD1757-)..... | 42 |
| Loup Shaft Monitor (2 Channel 116-282A) (3 Channel 116-283A)..... | 82 |

M

| | |
|---|-----|
| Mainframe (S/N DD 1079+)..... | 12 |
| Manifold Block (810-371C)..... | 160 |
| Marker Disc Assembly (113-563S)..... | 182 |
| Midway Hydraulic Cylinder 2.5 X 20 X 1.12 (810-118C).. | 184 |
| Monarch Hydraulic Cylinder 2.5 X 20 X 1.12 (810-118C).. | 186 |

O

| | |
|--|-----|
| OO Series Long Arm Opener..... | 122 |
| OO Series short arm opener..... | 124 |
| Opener Down Pressure Hydraulics (Closed Center) (S/N DD1215-)..... | 140 |
| Opener Down Pressure Hydraulics (Closed Center) (S/N DD1216+)..... | 142 |
| Opener Down Pressure Hydraulics (Open Center) (S/N DD1215-)..... | 146 |
| Opener Down Pressure Hydraulics (Open Center) (S/N DD1216+)..... | 144 |
| Opener Down Pressure Hydraulics With Point Row (Option) (S/N DD1215-)..... | 148 |
| Opener Down Pressure Hydraulics With Point Row (Option) (S/N DD1216+)..... | 150 |
| Opener Lift Midway Hydraulic Cylinder 2 X 8 X 1.12 (810-299C)..... | 152 |

P

| | |
|---|-----|
| Point Row Control Box With Cables..... | 46 |
| Pressure Reducing Valve (810-301C)..... | 162 |

R

| | |
|---|-----|
| Right Hand Clutch Fertilizer (195-186K)..... | 106 |
| Right Hand Drive (S/N DD 1151-)..... | 108 |
| Right Hand Drive (S/N DD 1152+)..... | 110 |
| Right Hand Drive Fertilizer (S/N DD 1151-)..... | 112 |
| Right Hand Drive Fertilizer (S/N DD 1152+)..... | 114 |
| Rotating Square Hammerblow Jack (890-610C)..... | 14 |



Alphabetized Table of Contents (continued)

S

| | |
|---------------------------------------|-----|
| Seed Level Indicator..... | 48 |
| Seed/Fertilizer Flap (175-191S)..... | 50 |
| Sequence Valve (810-197C)..... | 188 |
| Single Gauge Wheel..... | 88 |
| Single Marker Hydraulics..... | 190 |
| Small Seeds Box Components..... | 52 |
| Small Seeds Box Mounting..... | 54 |
| Small Seeds Drive..... | 116 |
| Small Seeds Hose..... | 126 |
| Spill Flap Fertilizer (175-190S)..... | 56 |
| Subframes To Wing Frames..... | 58 |

T

| | |
|--|-----|
| Toolbar Fold Midway Hydraulic Cylinder 3.5 X 20 X 1.5 (810-298C)..... | 166 |
| Toolbar Pivots To Box Frames..... | 22 |
| Toolbar To Mainframe..... | 24 |
| Transport Axle..... | 154 |
| Transport Axle Midway Hydraulics Cylinder 3.5 X 12 X 1.25 (810-316C)..... | 156 |
| Transport Axle Midway Hydraulics Cylinder 4.0 X 12 X 1.5 (810-687C)..... | 158 |
| Transport Axle To Mainframe..... | 18 |
| Transport Latch..... | 16 |
| Transport Tires & Hub..... | 20 |

V

| | |
|------------------------------------|----|
| Vansco Shaft Monitor (Option)..... | 84 |
|------------------------------------|----|

W

| | |
|--|----|
| Walkboard, Step & Parking Stand To Frame (S/N DD1363-)..... | 60 |
| Walkboard, Step & Parking Stand To Frame (S/N DD1364+)..... | 62 |
| Weight Bracket (S/N DD1283-)..... | 64 |
| Weight Bracket (S/N DD1284+)..... | 66 |



General Information

Using This Manual

This manual is divided into sections. The first section contains General Information, a Table of Contents, an Alphabetical Page Index, and a Part Number Index. The remaining sections divide the machine into segments (i.e. Frames, Drives, Hydraulics, etc.) which illustrate and list all parts.

The Great Plains parts in this manual are specially designed for this machine and should be replaced with Great Plains parts only.

The information in this manual is current at printing. Some parts may change to assure top performance.

Right-hand and left-hand as used in this manual are determined by facing the direction the machine will travel while in use.

Below is an example of two facing pages from a parts manual. Familiarize yourself with the contents of these pages.

Manual Replacement Information

Replacement manuals are available. Refer to your dealer or the Great Plains Publications Catalog for additional information.

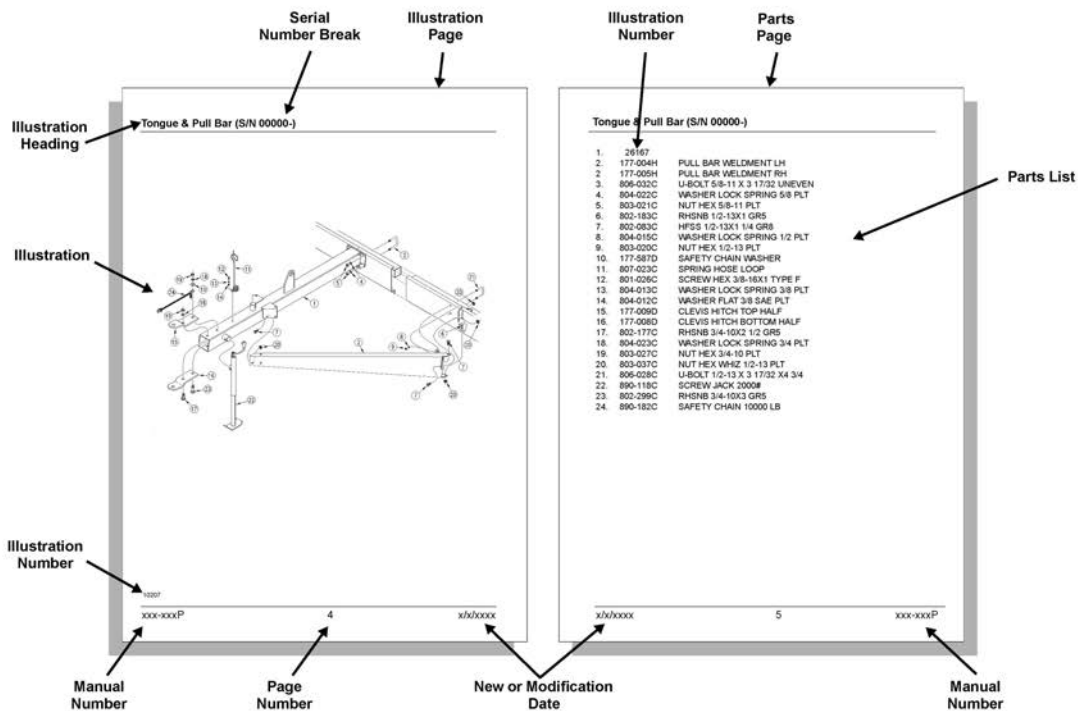
Manual Revisions

When this manual is revised, the modification date is printed on the front cover and on the revised page(s).

Touch-up Paint

Repaint parts where paint is worn or scratched to prevent rust. Aerosol touch-up paint is available. To order use Great Plains parts numbers below:

| | |
|-----------------------|----------|
| GP Green | 821-001C |
| GP Black | 821-002C |
| GP Beige | 821-003C |
| GP Buckskin | 821-004C |



Hardware Legend

| | |
|----------------|--|
| AR | As Required |
| BLADE | Blade Bolt |
| C | Cap Screw |
| CP | Cotter Pin |
| CPHSSS | Cup Point Hex Socket Set Screw |
| CPSHSS | Cup Point Square Head Set Screw |
| CPSQHSS | Cup Point Square Head Set Screw |
| CRFCHMS | Cross Recess Flat Countersunk Head Mach. Screw |
| CRPHMS | Cross Recess Pan Head Machine Screw |
| CRPHTFS | Cross Recess Pan Head Thread Forming |
| CRRHMS | Cross Recess Round Head Machine Screw |
| CRTHMS | Cross Recess Truss Head Machine Screw |
| CSNB | Countersunk Square Neck Bolt |
| FHMS | Flat Head Machine Screw |
| FTC | Full Thread Cap Screw |
| H | Hex Nut |
| HCLN | Hex Center Lock Nut |
| HFLCS | Hex Flange Lock Cap Screw |
| HFS | Hex Flange Screw |
| HFSLN | Hex Flange Serrated Lock Nut |
| HFSS | Hex Flange Serrated Screw |
| HHCS | Hex Head Cap Screw or Metric Bolt |
| HSBHCS | Hex Socket Button Head Cap Screw |
| HSFCHCS | Hex Socket Flat Countersunk Head Cap Screw |
| HSHCS | Hex Socket Head Cap Screw |
| HSSS | Hex Socket Head Screw |
| HTLN | Hex Top Lock Nut |
| HWHCS | Hex Washer Head Cap Screw |

| | |
|-----------------------|---|
| HWHMS | Hex Washer Head Machine Screw |
| HXBHCS | Hex Socket Button Head Cap Screw |
| J | Hex Jam Nut |
| JIC | 37 Degree Tapered Thread |
| L | Helical Spring Lock Washer |
| LUG | Lug Bolt |
| NFC | National Fine Cap Screw |
| NPSM | National Pipe Straight Mechanical |
| NPTF | National Pipe Taper Fuel |
| P | Wide Plain Washer |
| PHMS | Pan Head Machine Screw |
| PLOW | Plow Bolt |
| RHMS | Round Head Machine Screw |
| RHSNB | Round Head Square Neck Bolt |
| SCREW LEVELING | Leveling Screw |
| SCREW THUMB | Thumb Screw |
| SCREW WELD | Weld Screw |
| SFCHMS | Slotted Flat Countersunk Head Machine Screw |
| SFHMS | Slotted Fillister Head Machine Screw |
| SP | Special |
| SP SCREW | Special Screw |
| SQHSS | Square Head Set Screw |
| SRHMS | Slotted Round Head Machine Screw |
| SSS | Socket Set Screw |
| STCS | Self Tapping Cap Screw |
| STHMS | Slotted Truss Head Machine Screw |
| WHEEL | Wheel Studs and Hub Long Bolts |
| WING | Wing Bolt |

Replacement Hardware

The **Hardware Legend** above lists hardware abbreviations used in the parts lists. All bolts and nuts are grade 5 unless otherwise noted. The use of improper grades of hardware can result in personal injury, damage to equipment, or loss of property.

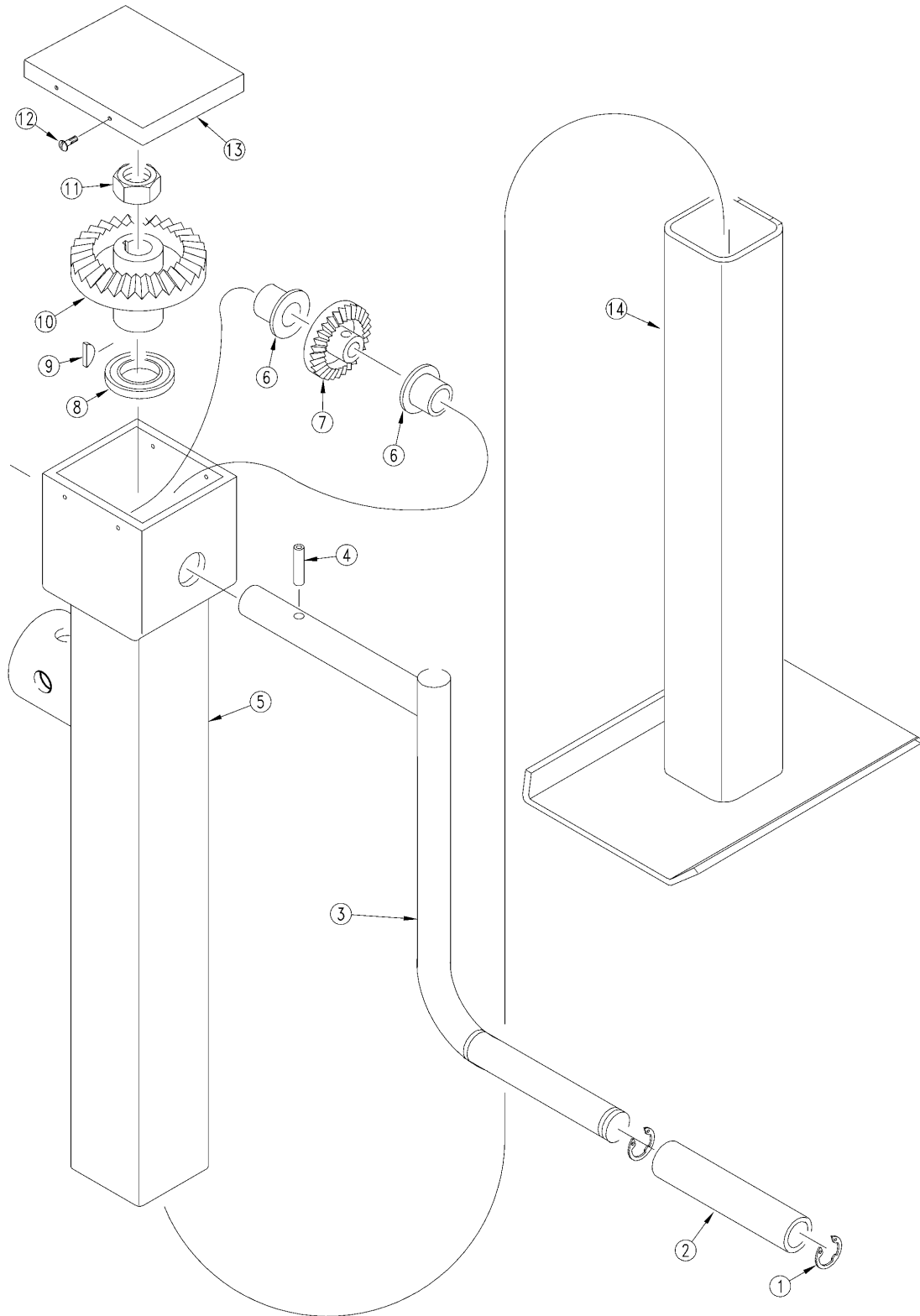
Serial Numbers

Always use the serial and model number when ordering parts. Refer to the operator's manual for serial number plate location.

- | | |
|-------------------------------------|--|
| (S/N 20001+ or S/N 20001 and above) | Includes serial numbers 20001 and above (to the latest number) |
| (S/N 10001+→20000) | Includes serial numbers between 10000 and 20001 |
| (S/N 10000- or S/N 10000 and below) | Includes serial numbers 10000 and below (to the earliest number) |

Butler Jack Assembly (890-610C)

(Applies to 2S-2600, 2S-2600F only)



13324

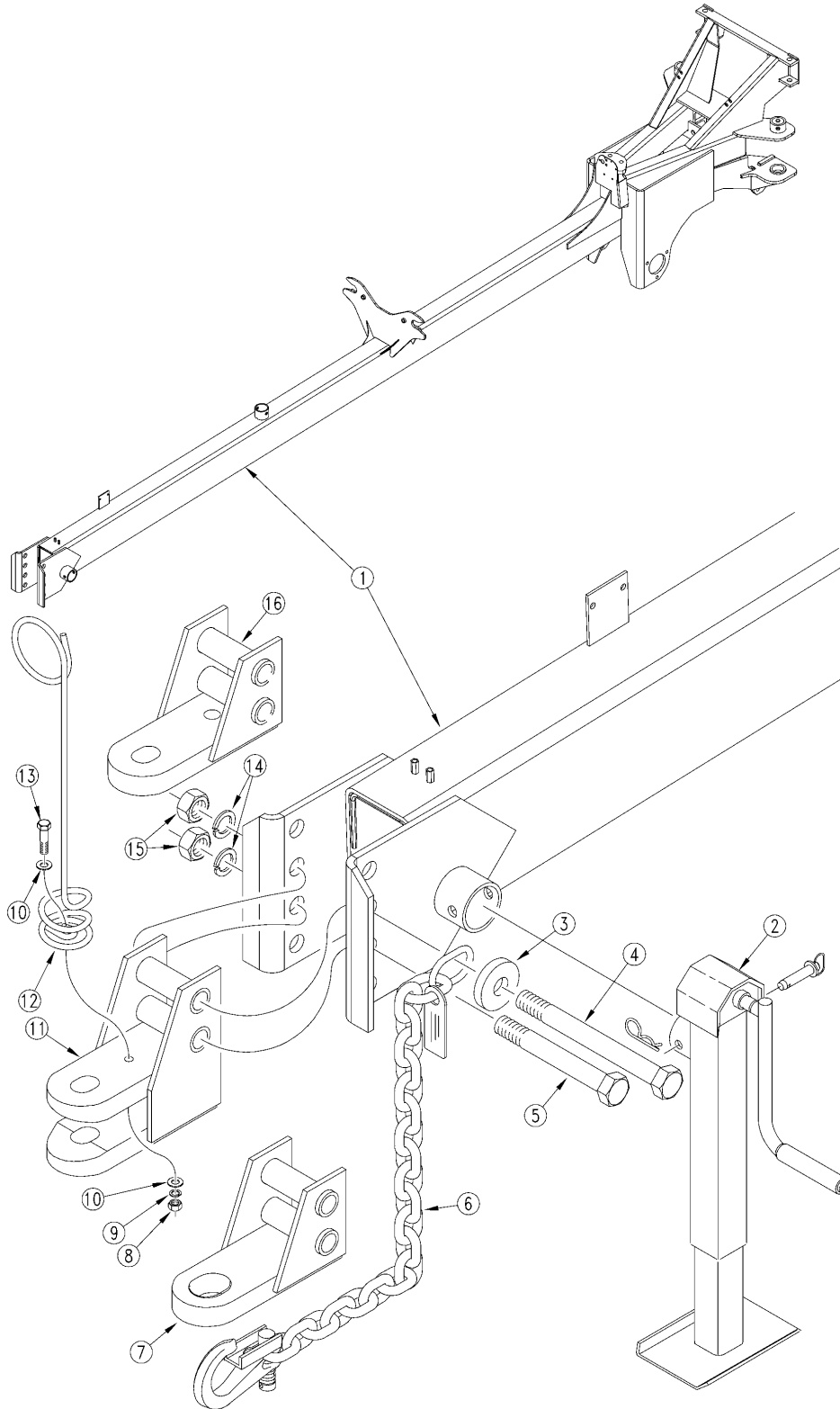
Butler Jack Assembly (890-610C)

(Applies to 2S-2600, 2S-2600F only)

| Ref | Part No. | Part Description | Comments | Revision |
|------------|-----------------|--------------------------------|-----------------|-----------------|
| | dwg13324 | Image No. | | |
| 1. | 10-80054 | BUTLER GRIP CLIP | | |
| 2. | 2H-30081 | BUTLER PVC GRIP | | |
| 3. | 2H-30080 | BUTLER CRANK ASSEMBLY | | |
| 4. | 10-80147 | BUTLER GROOVE PIN | | |
| 5. | 2H-200GP | BUTLER GEAR BOX | | |
| 6. | 10-70020 | BUTLER BUSHING | | |
| 7. | 10-50058 | BUTLER PINION GEAR | | |
| 8. | 10-80012 | BUTLER THRUST BEARING | | |
| 9. | 800-046C | WOODRUFF KEY #606 | | |
| 10. | 10-50057 | BUTLER BEVEL GEAR | | |
| 11. | 10-80028 | 7/8-14 LOCKNUT PLATED. | | |
| 12. | 801-052C | SCR P.H. 8X3/8 TYPEB THD FORM | | |
| 13. | 20-20028 | RPBY 10-20501 | | |
| 14. | 2H-300GP | OBSOLETE BUTLER INNER LEG ASBY | | |

Hitch To Mainframe

(Applies to 2S-2600, 2S-2600F only)



17231

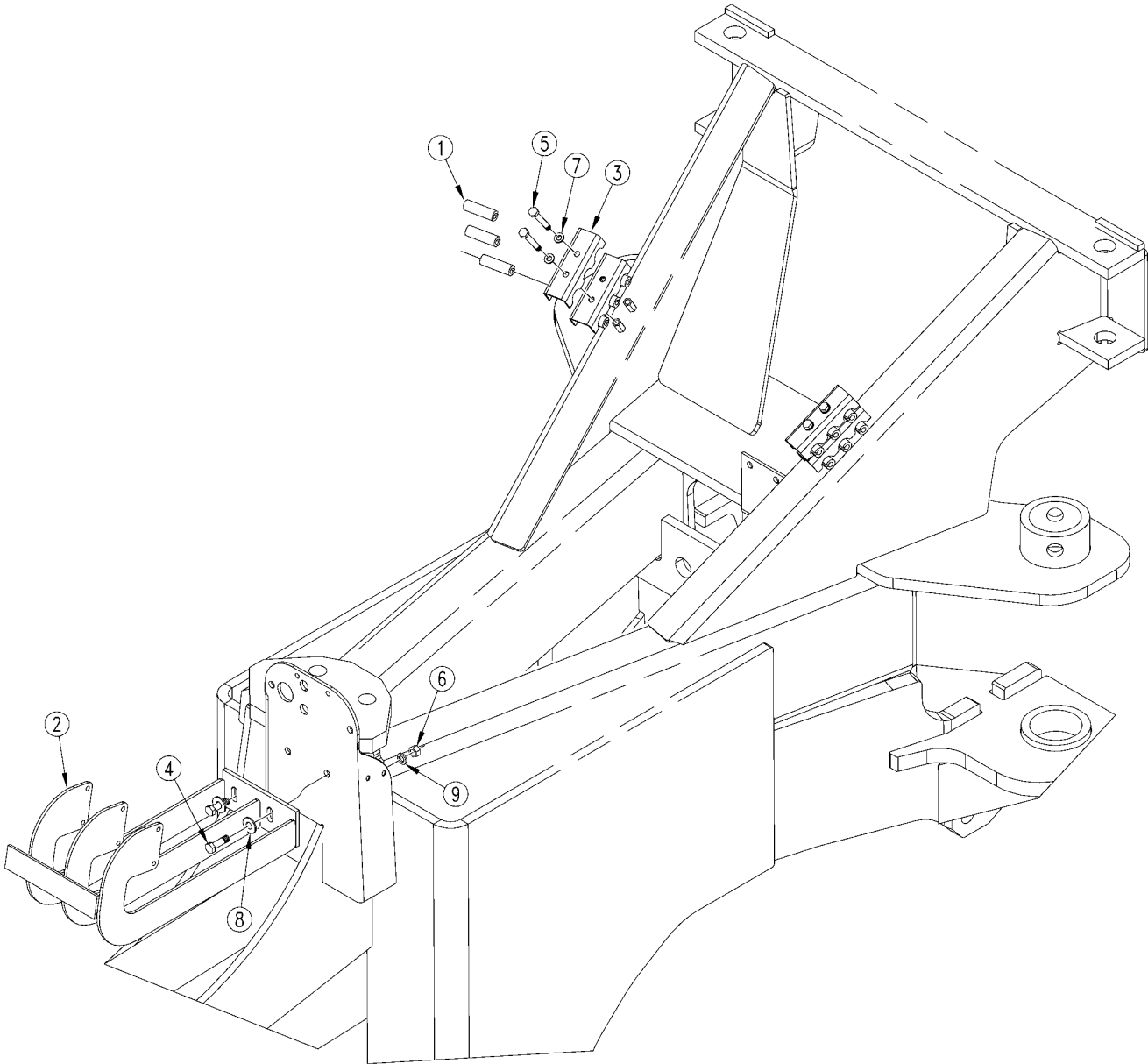
Hitch To Mainframe

(Applies to 2S-2600, 2S-2600F only)

| Ref | Part No. | Part Description | Comments | Revision |
|------------|-----------------|--------------------------------|---|-----------------|
| | dwg17231 | Image No. | | |
| 1. | 194-171H | 2S-2600 TONGUE MAINFRAME WELDM | | |
| 2. | 890-610C | SQ TB JACK 10000 LB 10 STROKE | Refer to Butler Jack Assembly (890-610C) for breakdown | |
| 3. | 194-070D | SAFETY CHAIN WASHER | | |
| 4. | 802-543C | HHCS 1 1/4-7X10 GR5 SPTH | | |
| 5. | 802-544C | HHCS 1 1/4-7X9 GR5 SPTH | | |
| 6. | 890-183C | SAFETY CHAIN 20000 LB | | |
| 7. | 170-033H | SINGLE HITCH STRAP-LARGE | | |
| 8. | 803-020C | NUT HEX 1/2-13 PLT | | |
| 9. | 804-015C | WASHER LOCK SPRING 1/2 PLT | | |
| 10. | 804-017C | WASHER FLAT 1/2 USS PLT | | |
| 11. | 196-136H | CLEVIS HITCH WELDMENT | | |
| 12. | 807-073C | SPRING HOSE LOOP HEAVY | | |
| 13. | 802-039C | HHCS 1/2-13X3 GR5 | | |
| 14. | 804-030C | WASHER LOCK 1 1/4 SPRING PLT | | |
| 15. | 803-034C | NUT HEX 1 1/4-7 PLT | | |
| 16. | 170-034H | SINGLE HITCH STRAP-SMALL | | |

Mainframe (S/N DD 1079+)

(Applies to 2S-2600, 2S-2600F only)



17233

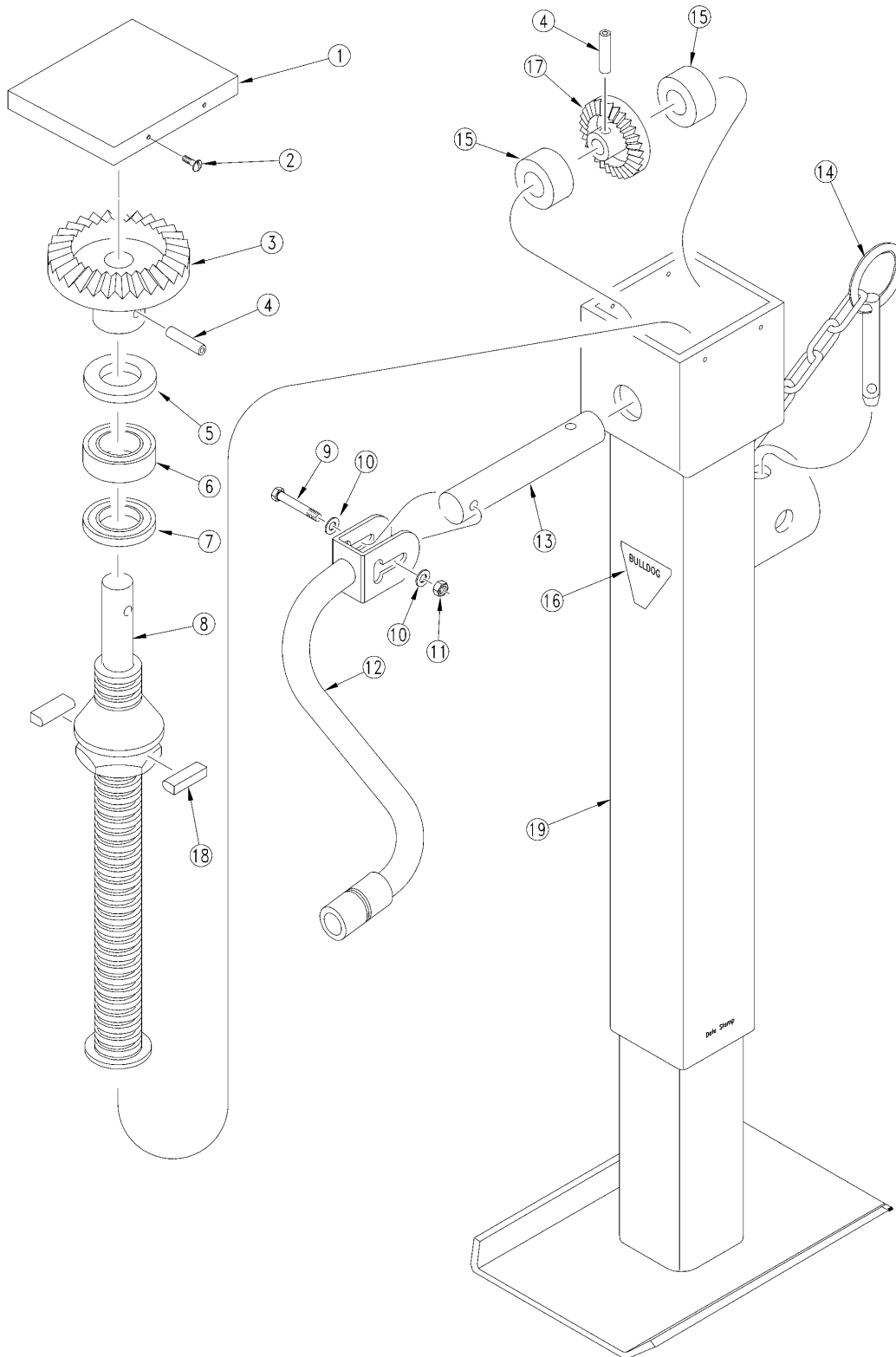
Mainframe (S/N DD 1079+)

(Applies to 2S-2600, 2S-2600F only)

| Ref | Part No. | Part Description | Comments | Revision |
|------------|-----------------|-----------------------------|-----------------|-----------------|
| | dwg17233 | Image No. | | |
| 1. | 113-370D | 1/4 MARKER HYD HOSE GUARD | | |
| 2. | 194-134H | VALVE MOUNT BRACKET | | |
| 3. | 196-112D | RPBY 196-146D | | |
| 4. | 802-079C | HHCS 3/8-16X1 1/4 GR5 | | |
| 5. | 802-138C | HHCS 5/16-18X2 1/4 GR5 | | |
| 6. | 803-014C | NUT HEX 3/8-16 PLT | | |
| 7. | 804-009C | WASHER LOCK SPRING 5/16 PLT | | |
| 8. | 804-011C | WASHER FLAT 3/8 USS PLT | | |
| 9. | 804-013C | WASHER LOCK SPRING 3/8 PLT | | |

Rotating Square Hammerblow Jack (890-610C)

(Applies to 2S-2600, 2S-2600F only)



20213

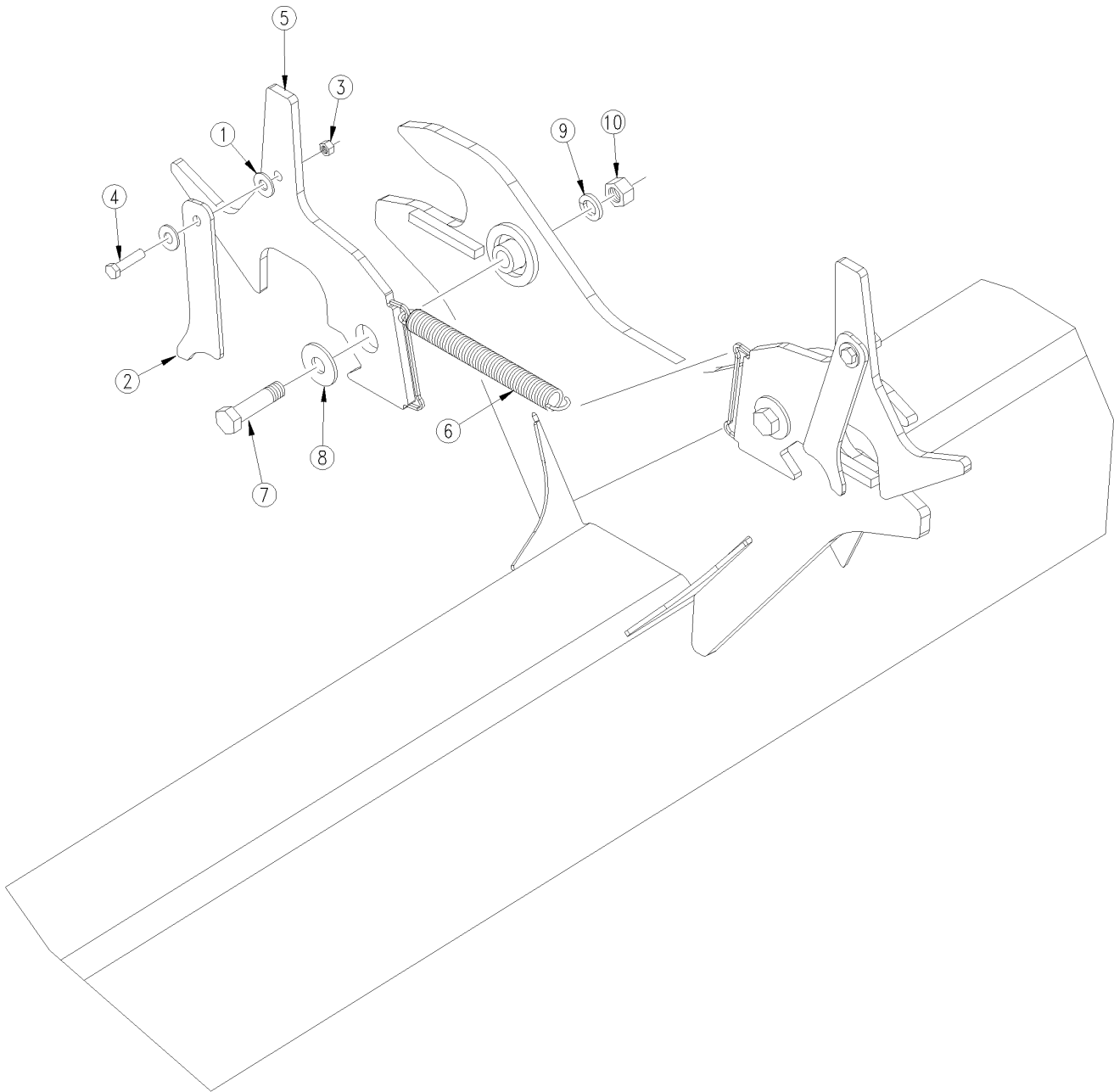
Rotating Square Hammerblow Jack (890-610C)

(Applies to 2S-2600, 2S-2600F only)

| Ref | Part No. | Part Description | Comments | Revision |
|------------|-----------------|--------------------------|-----------------|-----------------|
| | dwg20213 | Image No. | | |
| 1. | 017802 | HB VIKING COVER | | |
| 2. | 017806 | HB COVER SCREW | | |
| 3. | 020023 | HB BEVEL GEAR | | |
| 4. | 009062 | HB GROOVE PIN .25 X 1.5 | | |
| 5. | 016053 | HB WEAR PLATE | | |
| 6. | 001015 | HB THRUST BEARING | | |
| 7. | 016048 | HB BEARING SEAT | | |
| 8. | 712205 | HB SCREW & NUT ASSY | | |
| 9. | 802-114C | HHCS 3/8-16X2 1/2 GR5 | | |
| 10. | 825-002C | WASHER FLAT 3/8 | | |
| 11. | 803-013C | NUT LOCK 3/8-16 PLT | | |
| 12. | 701140 | HB CRANK, NARROW CLEVIS | | |
| 13. | 640069X | REP BY 182531 | | |
| 14. | 006125 | HB CROSS SHAFT | | |
| 15. | 701029X | REP BY 701438 | | |
| 16. | 017012 | HB BEARING SLEEVE | | |
| 17. | 015796 | HB BULLDOG 12000LB LABEL | | |
| 18. | 020022 | HB BEVEL GEAR PINION | | |
| 19. | 009052 | HB RETAINING PIN | | |

Transport Latch

(Applies to 2S-2600, 2S-2600F only)



17232

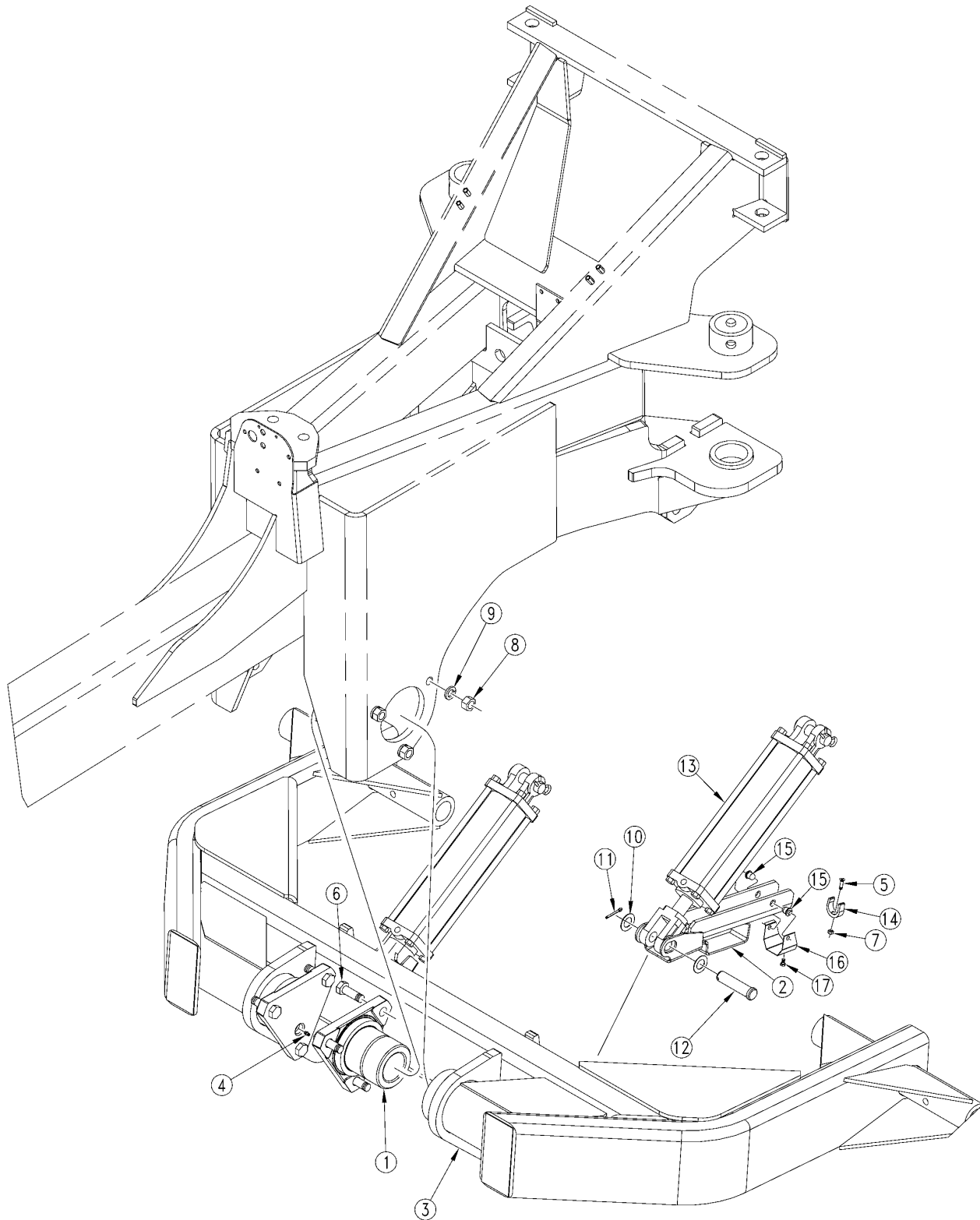
Transport Latch

(Applies to 2S-2600, 2S-2600F only)

| Ref | Part No. | Part Description | Comments | Revision |
|------------|-----------------|------------------------------|-----------------|-----------------|
| | dwg 17232 | Image No. | | |
| 1. | 804-011C | WASHER FLAT 3/8 USS PLT | | |
| 2. | 194-381D | LATCH PAWL | | |
| 3. | 803-013C | NUT LOCK 3/8-16 PLT | | |
| 4. | 802-079C | HHCS 3/8-16X1 1/4 GR5 | | |
| 5. | 194-755D | FOLD LATCH | | |
| 6. | 807-177C | SPRING EXT 1 OD X .110 X 8.5 | | |
| 7. | 802-058C | HHCS 5/8-11X2 1/2 GR5 | | |
| 8. | 804-019C | WASHER FLAT 5/8 USS PLT | | |
| 9. | 804-022C | WASHER LOCK SPRING 5/8 PLT | | |
| 10. | 803-021C | NUT HEX 5/8-11 PLT | | |

Transport Axle To Mainframe

(Applies to 2S-2600, 2S-2600F only)



17234

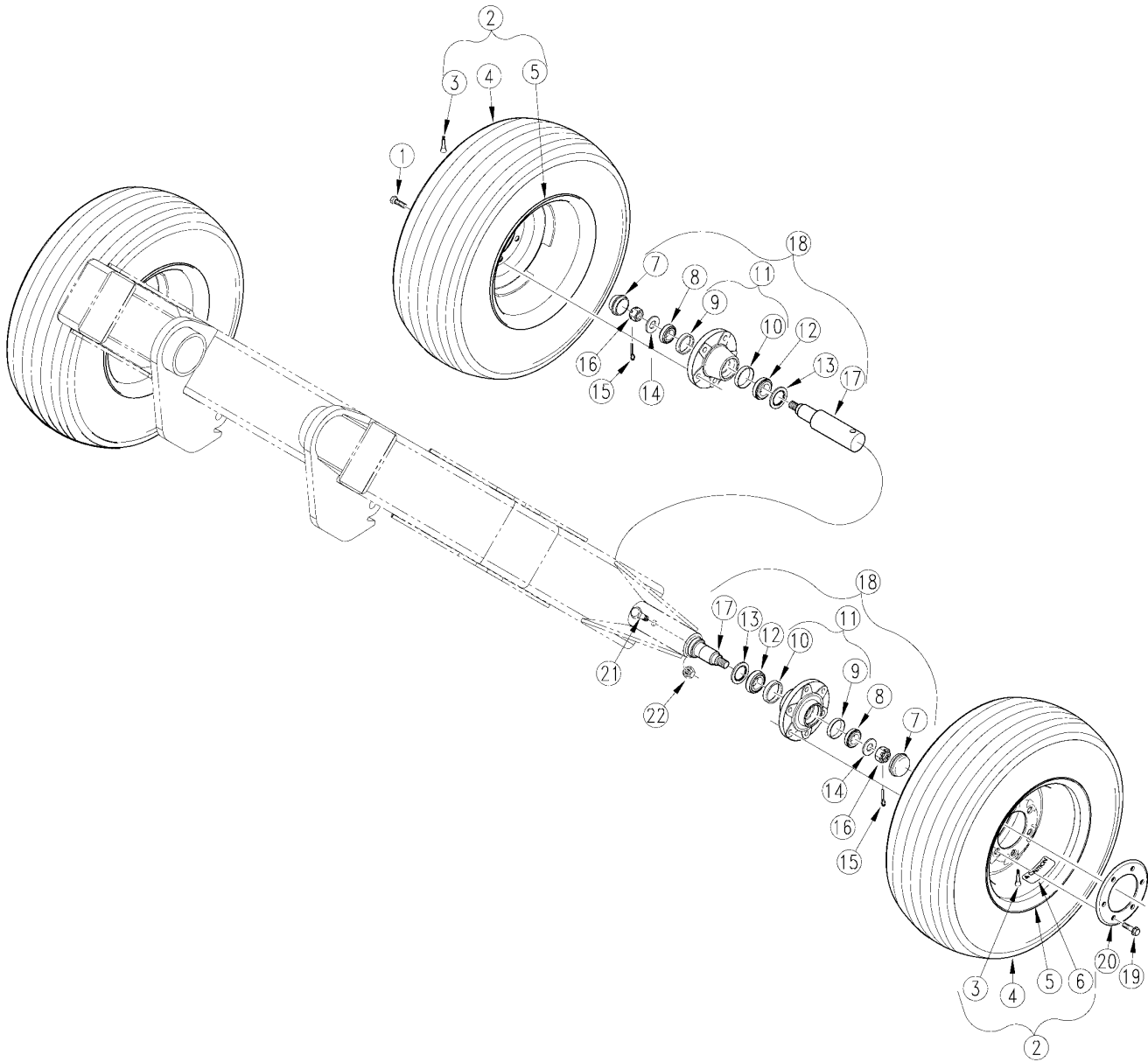
Transport Axle To Mainframe

(Applies to 2S-2600, 2S-2600F only)

| Ref | Part No. | Part Description | Comments | Revision |
|------------|-----------------|--------------------------------|---|-----------------|
| | dwg17234 | Image No. | | |
| 1. | 148-402D | 3-BOLT PIVOT BUSH 4 1/2 ID TB | | |
| 2. | 194-113H | TRANSPORT AXLE CYL LOCK | | |
| 3. | 194-172H | 2S-2600 TRANSPORT AXLE WELDM | | |
| 4. | 800-001C | GREASE ZERK STRAIGHT 1/4-28 | | |
| 5. | 801-068C | FSHCS 1/4-20X1 PLT | | |
| 6. | 802-212C | HHCS 3/4-10X2 1/2 GR5 | | |
| 7. | 803-006C | NUT-HEX 1/4-20 PLT | | |
| 8. | 803-027C | NUT HEX 3/4-10 PLT | | |
| 9. | 804-023C | WASHER LOCK SPRING 3/4 PLT | | |
| 10. | 804-082C | WASHER MACH 1 3/4 X 1 X 18 GA | | |
| 11. | 805-104C | PIN COTTER 3/16 X 1 1/2 PLT | | |
| 12. | 805-124C | PIN CLEVIS 1 X 3 11/16 GR5 PLT | | |
| 13. | 810-316C | CYL 3.5X12X1.25 ROD (TIE ROD) | (S/N DD1496-) Refer to Transport Axle Midway Hydraulics Cylinder 3.5x12x1.25 (810-316C) for breakdown | |
| 13. | 810-687C | CYL 4.0X12X1.50 ROD (TIE ROD) | (S/N DD1497+) Refer to Transport Axle Midway Hydraulics Cylinder 4.0x12x1.5 (810-687C) for breakdown | |
| 14. | 817-308C | RPBY 194-174A | | |
| 15. | 194-402D | PLASTIC CYL LOCK BUMPER | | |
| 16. | 194-401D | LOCK SPRING CLIP | | |
| 17. | 802-283C | HHCS 1/4-20X1/2 GR2 | | |

Transport Tires & Hub

(Applies to 2S-2600, 2S-2600F only)



17235

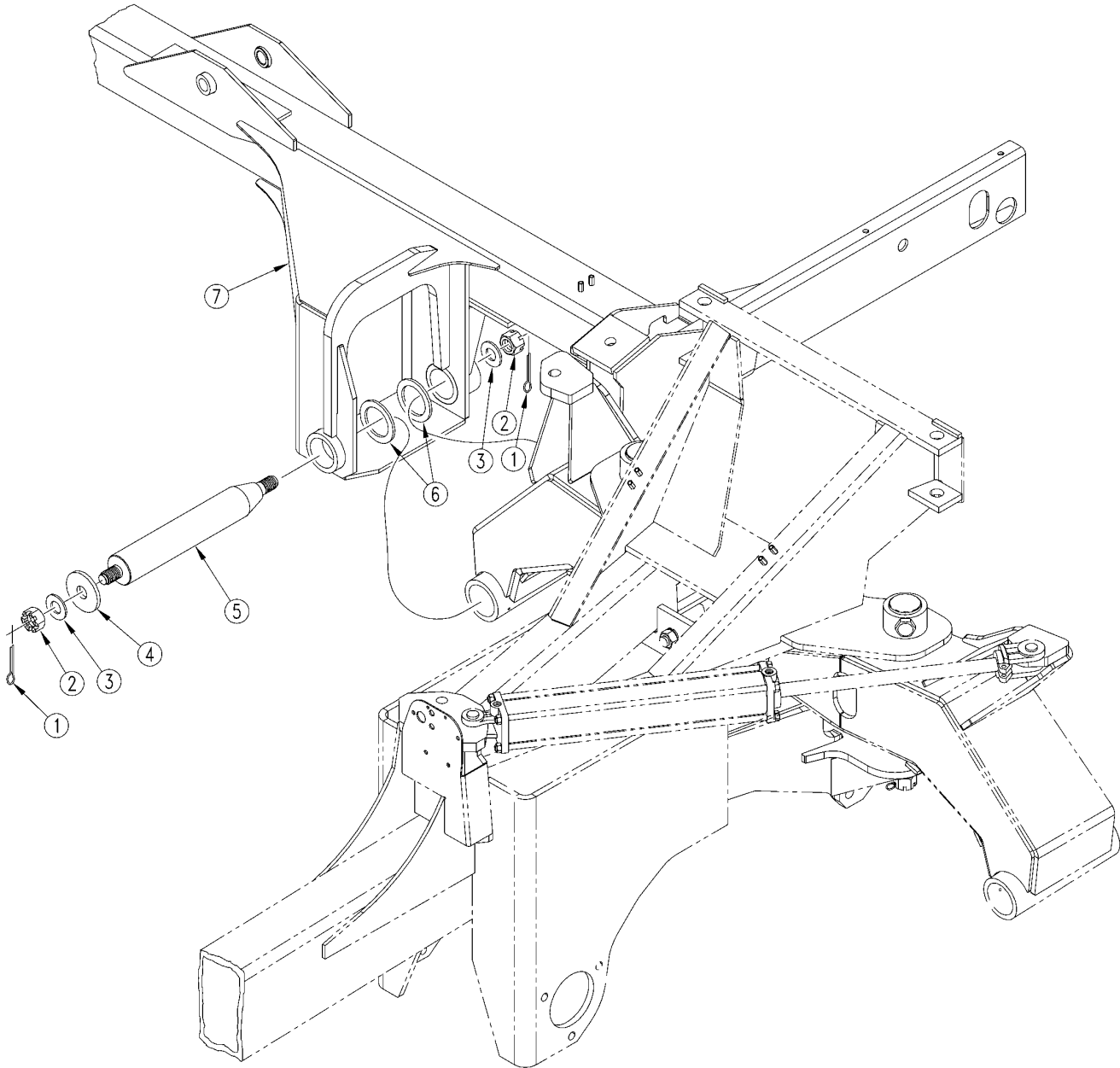
Transport Tires & Hub

(Applies to 2S-2600, 2S-2600F only)

| Ref | Part No. | Part Description | Comments | Revision |
|-----|----------|------------------------------------|-------------|----------|
| | dwg | Image No. | | |
| 1. | 802-104C | BOLT WHEEL 1/2-20X1 90-DEG | | |
| 2. | 155-012K | TRANSPORT WHEEL & TIRE ASSY | S/N DD1850- | |
| 2. | 155-007K | TRANSPORT WHEEL/TIRE ASY BKS | S/N DD1851+ | |
| 3. | 816-035C | VALVE STEM TR415X.625X1 1/4 LG | | |
| 4. | 814-031C | TIRE 11L-15SL 12 PLY TUBELESS | | |
| 5. | 814-023C | WHEEL 15 DIA X 10 WIDE X 6 BLT | S/N DD1850- | |
| 5. | 814-551C | WHEEL 15 DIA X 10 WIDE X 6 BLT BKS | S/N DD1851+ | |
| 6. | 818-752C | DECAL CAUTION TIRE 52 PSI | | |
| 7. | 200-001D | HUB GREASE CAP | | |
| 8. | 822-021C | BRG CONE 1.25ID LM-67048 | | |
| 9. | 822-020C | BRG CUP LM-67010 | | |
| 10. | 822-053C | BRG CUP 2.89ODX.58WD #LM501310 | | |
| 11. | 815-094C | HUB 6 BOLT 4570# W/CUPS PAINTD | | |
| 12. | 822-048C | BRG CONE 1.62IDX.78WD#LM501349 | | |
| 13. | 816-265C | SEAL 1.875 ID X 3.00 OD QDS | | |
| 14. | 181-064D | 7/8 SPINDLE WASHER, HARDENED | | |
| 15. | 805-016C | PIN COTTER 3/16 X 1 1/4 PLT | | |
| 16. | 803-029C | NUT HEX SLOTTED 7/8-14 PLT | | |
| 17. | 815-089C | SPINDLE SGL 1.98X11.00 | | |
| 18. | 815-090C | HUB & SPINDLE 6 BOLT 4570 LB | | |
| 19. | 802-399C | HFS 1/2-20X1 1/2 GR5 | | |
| 20. | 152-215D | WHEEL REINFORCING RING | | |
| 21. | 802-153C | HHCS 5/8-11X3 3/4 GR5 | | |
| 22. | 803-024C | NUT LOCK 5/8-11 PLT | | |

Toolbar Pivots To Box Frames

(Applies to 2S-2600, 2S-2600F only)



17237

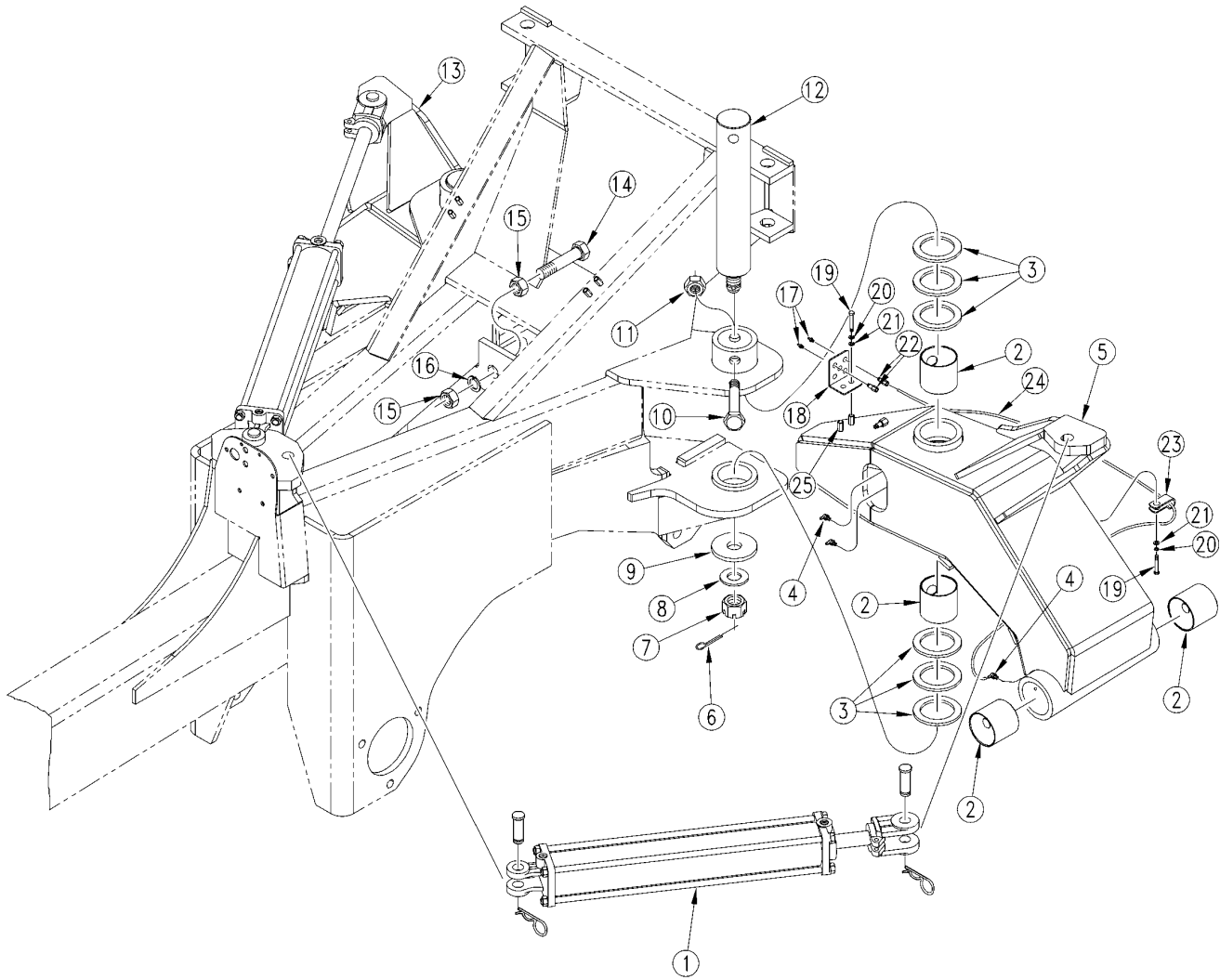
Toolbar Pivots To Box Frames

(Applies to 2S-2600, 2S-2600F only)

| Ref | Part No. | Part Description | Comments | Revision |
|------------|-----------------|------------------------------|-----------------|-----------------|
| | dwg17237 | Image No. | | |
| 1. | 805-085C | PIN COTTER 5/16 X 2 1/2 | | |
| 2. | 803-079C | NUT HEX SLOTTED 1 1/4 - 7 | | |
| 3. | 804-035C | WASHER FLAT 1 1/4 USS PLT | | |
| 4. | 197-001D | BOX HINGE PIVOT WASHER | | |
| 5. | 194-269D | TOOLBAR HORIZONTAL PIVOT PIN | | |
| 6. | 194-270D | TOOLBAR SPACER WASHER | | |
| 7. | 194-161H | 2S-2600 RH WING FRAME | Shown | |
| 7. | 194-160H | 2S-2600 LH WING FRAME | | |

Toolbar To Mainframe

(Applies to 2S-2600, 2S-2600F only)



17236

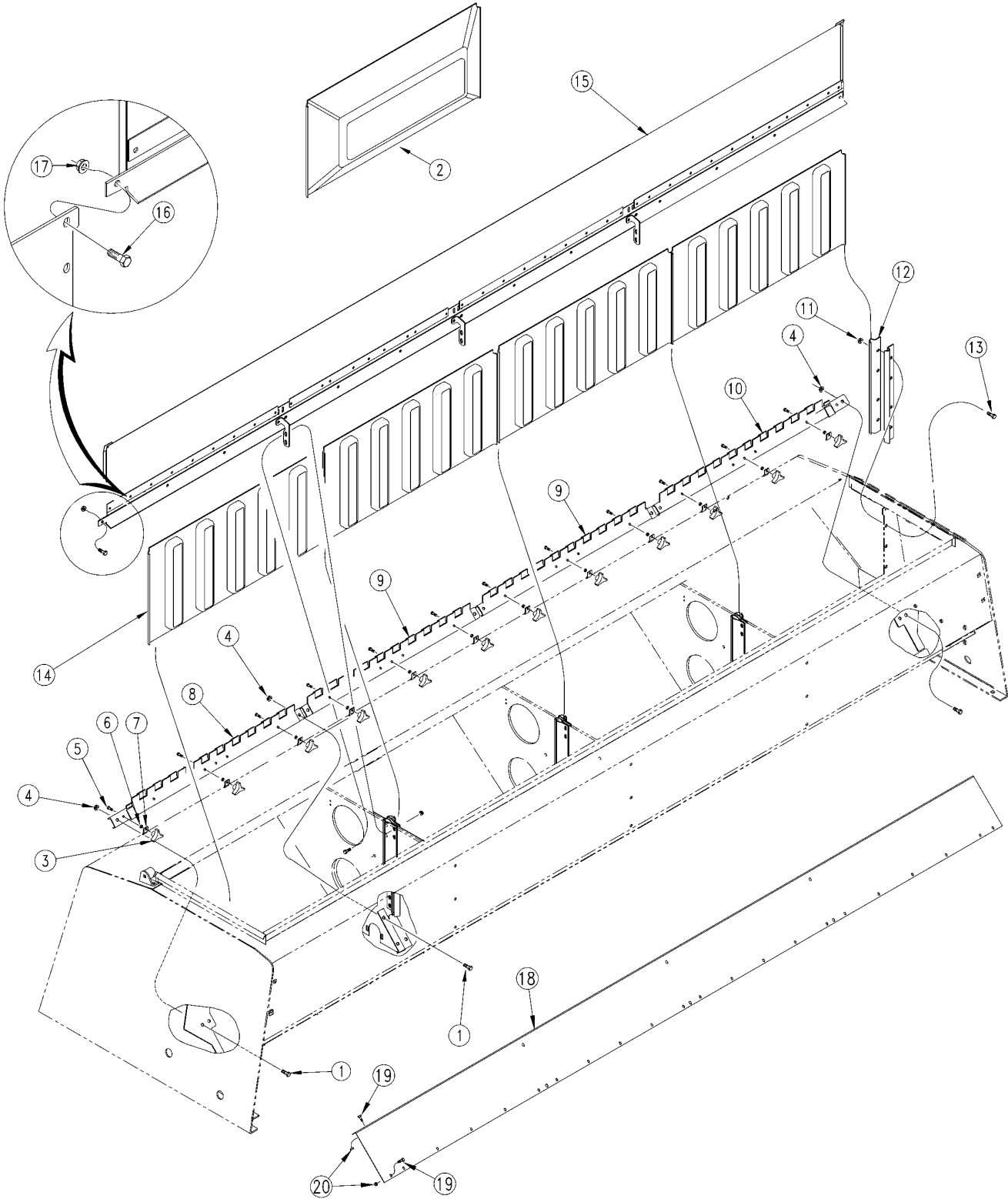
Toolbar To Mainframe

(Applies to 2S-2600, 2S-2600F only)

| Ref | Part No. | Part Description | Comments | Revision |
|------------|-----------------|--------------------------------|--|-----------------|
| | dwg17236 | Image No. | | |
| 1. | 810-298C | CYL 3.5X20X1.5 ROD (TIE ROD) | Refer to Midway Hydraulic Cylinder 3.5x20x1.5 (810-298C0 for breakdown | |
| 2. | 890-193C | STEEL BUSHING 3 1/4X3IDX3LONG | | |
| 3. | 194-270D | TOOLBAR SPACER WASHER | | |
| 4. | 800-436C | ADAPT 90 SWIVEL 1/4-28M X 1/4 | | |
| 5. | 194-163H | 2S-2600 TOOLBAR LH | | |
| 6. | 805-085C | PIN COTTER 5/16 X 2 1/2 | | |
| 7. | 803-079C | NUT HEX SLOTTED 1 1/4 - 7 | | |
| 8. | 804-035C | WASHER FLAT 1 1/4 USS PLT | | |
| 9. | 197-001D | BOX HINGE PIVOT WASHER | | |
| 10. | 802-178C | HHCS 7/8-9X5 1/2 GR5 | | |
| 11. | 803-028C | NUT NY-LOK 7/8-9 PLT | | |
| 12. | 194-268D | TOOLBAR VERTICAL PIVOT PIN | | |
| 13. | 194-164H | 2S-2600 TOOLBAR RH | | |
| 14. | 802-273C | HHCS 1 1/4-7X4 1/2 GR5 | | |
| 15. | 803-032C | NUT HEX JAM 1 1/4-7 PLT | | |
| 16. | 804-030C | WASHER LOCK 1 1/4 SPRING PLT | | |
| 17. | 800-130C | GREASE ZERK STRAIGHT 1/8-27NPT | | |
| 18. | 194-577D | 5 OUTLET GREASE BANK | | |
| 19. | 802-705C | HHCS 5/16-18X5/8 | | |
| 20. | 804-009C | WASHER LOCK SPRING 5/16 PLT | | |
| 21. | 804-036C | WASHER FLAT 5/16 SAE PLT | | |
| 22. | 800-449C | AD PUSH 1/4 TUBE 1/8 FNPT | | |
| 23. | 800-064C | HOSE CLIP 13/16 ID | | |
| 24. | 990-109R | TUBE NYLON 1/4OD X 062WL | | |
| 25. | 803-295C | NUT HEX COUPLER 5/16-18 1/2 LG | | |

Box Dividers Fertilizer

(Applies to 2S-2600, 2S-2600F only)



19314

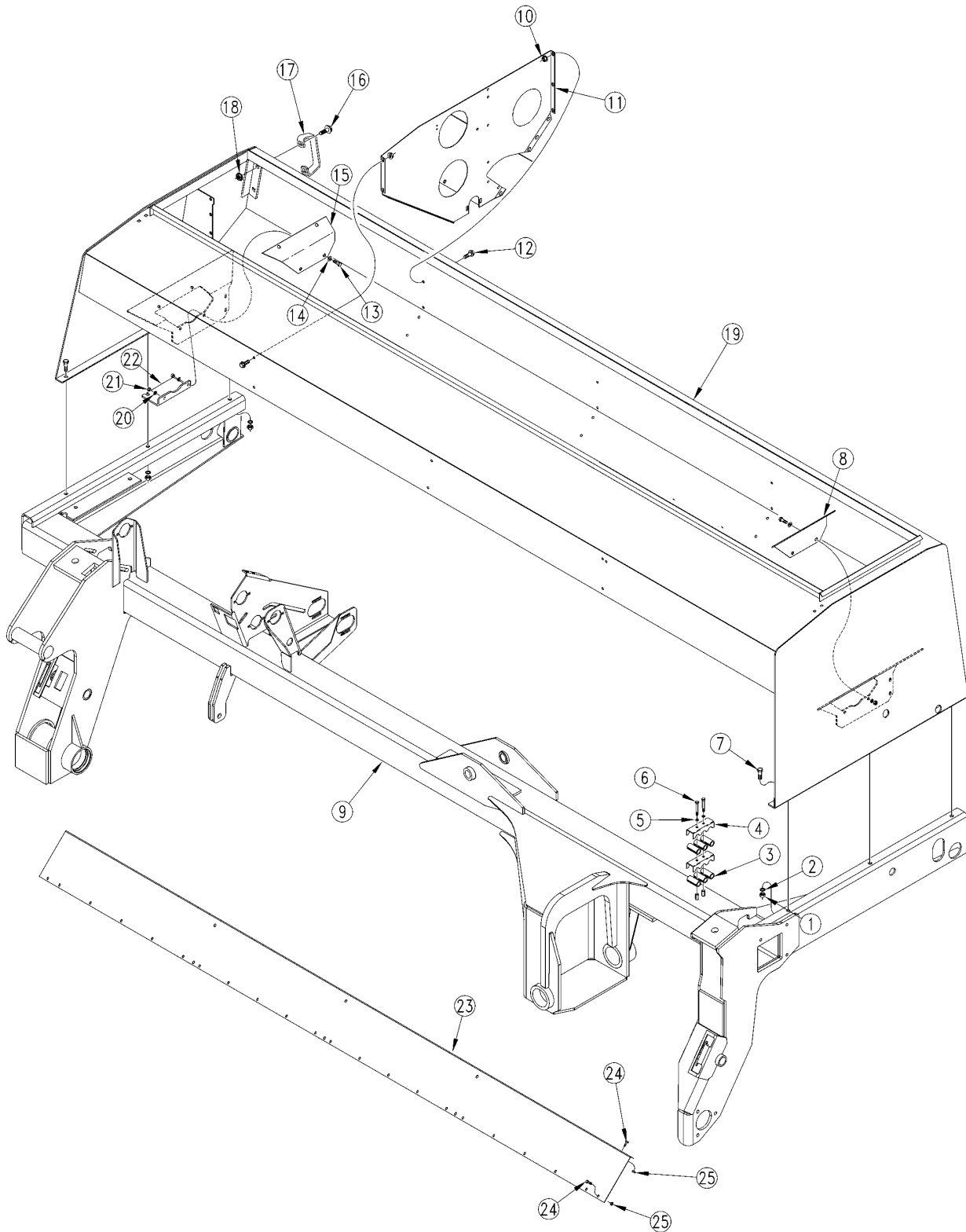
Box Dividers Fertilizer

(Applies to 2S-2600, 2S-2600F only)

| Ref | Part No. | Part Description | Comments | Revision |
|------------|-----------------|--------------------------------|-----------------|-----------------|
| | dwg19314 | Image No. | | |
| 1. | 802-017C | HHCS 3/8-16X1 GR5 | | |
| 2. | 817-322C | DIVIDER INSERT 33 X 4.5 OFFSET | | |
| 3. | 817-324C | KNOB 1/4-20 FEMALE THD | | |
| 4. | 803-209C | NUT FLANGE LOCK 3/8-16 PLT | | |
| 5. | 802-005C | HHCS 1/4-20X1 GR5 | | |
| 6. | 803-007C | NUT-LOCK 1/4-20 PLT | | |
| 7. | 195-208D | RETAINER CLIP | | |
| 8. | 195-182H | DIVIDER BOTTOM BRACKET LH | | |
| 9. | 195-181H | DIVIDER BOTTOM BRACKET CTR | | |
| 10. | 195-183H | DIVIDER BOTTOM BRACKET RH | | |
| 11. | 803-199C | NUT HEX FLANGE 5/16-18 PLT | | |
| 12. | 195-194D | DIVIDER CLIP, END MOUNTED | | |
| 13. | 802-387C | HFS 5/16-18X3/4 GR5 | | |
| 14. | 817-321C | DIVIDER INSERT 33 X NO OFFSET | | |
| 15. | 175-190S | 1300 SPILL FLAP SUB ASSEMBLY | | |
| 16. | 802-375C | HFSS 1/4-20X1 GR5 | | |
| 17. | 803-088C | NUT HEX LOCK 1/4-20 FLG | | |
| 18. | 175-289D | 13' EW FERTILIZER CAP PLATE | | |
| 19. | 802-196C | HFSS 1/4-20X5/8 GR5 | | |
| 20. | 803-088C | NUT HEX LOCK 1/4-20 FLG | | |

Box To Box Frame

(Applies to 2S-2600, 2S-2600F only)



17238

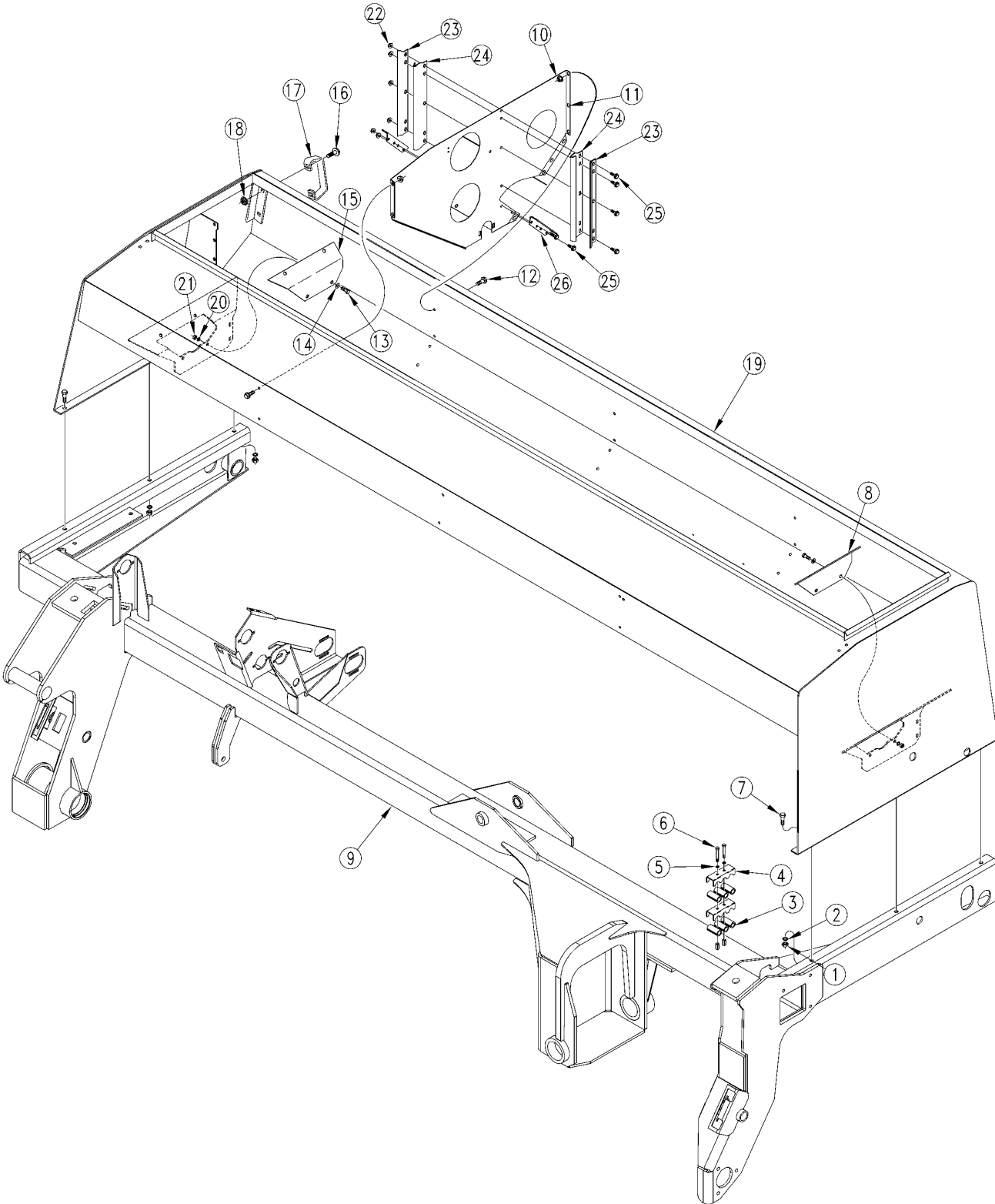
Box To Box Frame

(Applies to 2S-2600, 2S-2600F only)

| Ref | Part No. | Part Description | Comments | Revision |
|------------|-----------------|-------------------------------|-----------------|-----------------|
| | dwg17238 | Image No. | | |
| 1. | 803-020C | NUT HEX 1/2-13 PLT | | |
| 2. | 804-015C | WASHER LOCK SPRING 1/2 PLT | | |
| 3. | 113-370D | 1/4 MARKER HYD HOSE GUARD | | |
| 4. | 196-146D | 3-HOSE CLAMP BRACKET | | |
| 5. | 804-009C | WASHER LOCK SPRING 5/16 PLT | | |
| 6. | 802-138C | HHCS 5/16-18X2 1/4 GR5 | | |
| 7. | 802-034C | HHCS 1/2-13X1 1/4 GR5 | | |
| 8. | 195-101D | INTERIOR ENDPANEL COVER LH | | |
| 9. | 194-160H | 2S-2600 LH WING FRAME | | |
| 9. | 194-161H | 2S-2600 RH WING FRAME | | |
| 10. | 803-199C | NUT HEX FLANGE 5/16-18 PLT | | |
| 11. | 195-100D | 3S BOX PARTITION | | |
| 12. | 802-387C | HFS 5/16-18X3/4 GR5 | | |
| 13. | 802-079C | HHCS 3/8-16X1 1/4 GR5 | | |
| 14. | 804-011C | WASHER FLAT 3/8 USS PLT | | |
| 15. | 195-102D | INTERIOR ENDPANEL COVER RH | | |
| 16. | 802-203C | HFSS 1/2-13X1 1/2 GR5 | | |
| 17. | 119-190D | HANDLE | | |
| 18. | 803-169C | NUT HEX FLG. LOCK 1/2-13 PLT. | | |
| 19. | 174-219H | 13' EW SEED BOX | | |
| 20. | 804-013C | WASHER LOCK SPRING 3/8 PLT | | |
| 21. | 803-014C | NUT HEX 3/8-16 PLT | | |
| 22. | 148-613D | 1000 WIRING SUPPORT ANGLE | | |
| 23. | 175-289D | 13' EW FERTILIZER CAP PLATE | | |
| 24. | 802-196C | HFSS 1/4-20X5/8 GR5 | | |
| 25. | 803-088C | NUT HEX LOCK 1/4-20 FLGp | | |

Box To Box Frame Fertilizer

(Applies to 2S-2600, 2S-2600F only)



19311

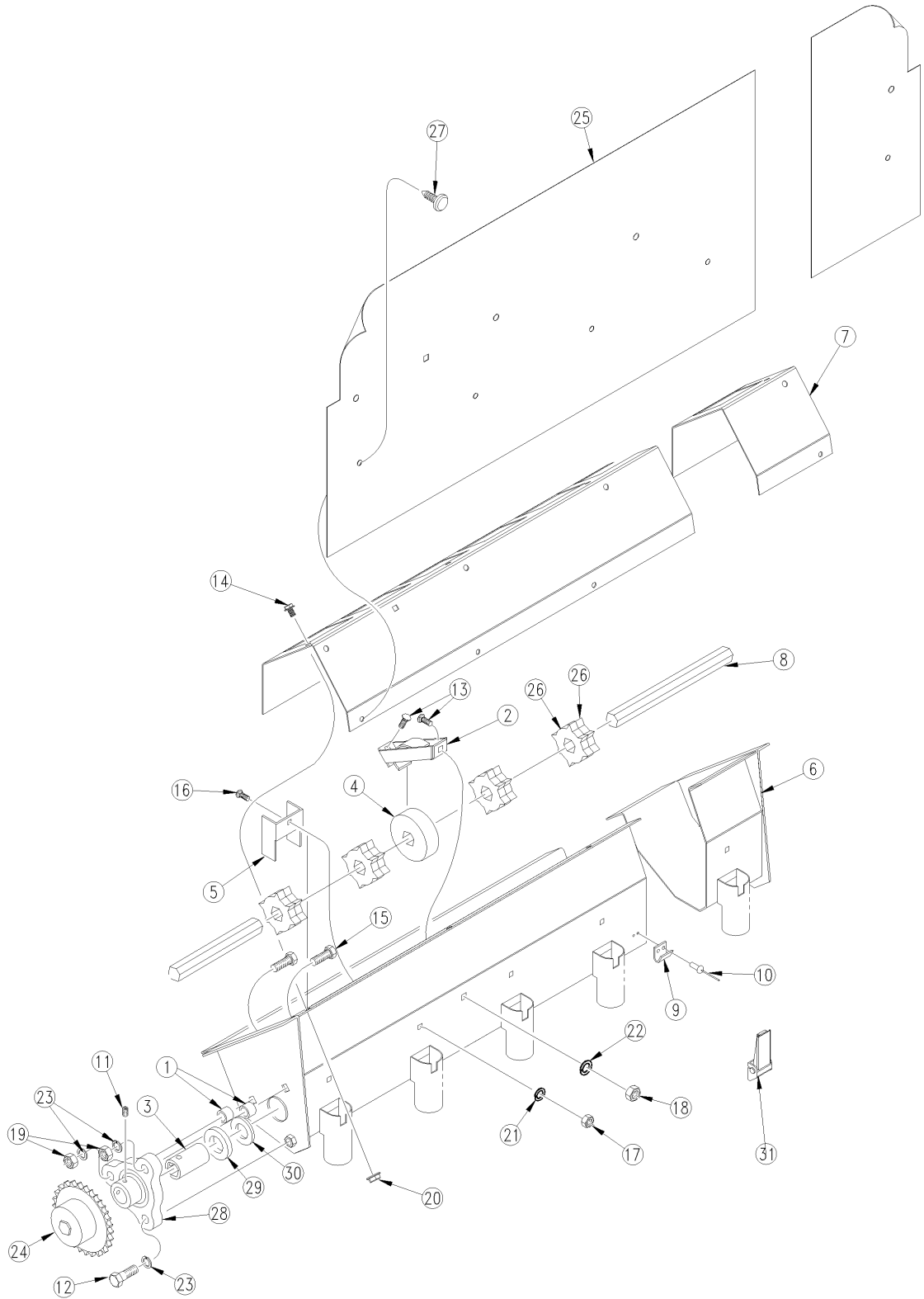
Box To Box Frame Fertilizer

(Applies to 2S-2600, 2S-2600F only)

| Ref | Part No. | Part Description | Comments | Revision |
|------------|-----------------|-------------------------------|-----------------|-----------------|
| | dwg19311 | Image No. | | |
| 1. | 803-020C | NUT HEX 1/2-13 PLT | | |
| 2. | 804-015C | WASHER LOCK SPRING 1/2 PLT | | |
| 3. | 113-370D | 1/4 MARKER HYD HOSE GUARD | | |
| 4. | 196-112D | HOSE CLAMP BRACKET | | |
| 5. | 804-009C | WASHER LOCK SPRING 5/16 PLT | | |
| 6. | 802-138C | HHCS 5/16-18X2 1/4 GR5 | | |
| 7. | 802-034C | HHCS 1/2-13X1 1/4 GR5 | | |
| 8. | 195-101D | INTERIOR ENDPANEL COVER LH | | |
| 9. | 194-160H | 2S-2600 LH WING FRAME | | |
| 9. | 194-161H | 2S-2600 RH WING FRAME | | |
| 10. | 803-199C | NUT HEX FLANGE 5/16-18 PLT | | |
| 11. | 195-100D | 3S BOX PARTITION | | |
| 12. | 802-387C | HFS 5/16-18X3/4 GR5 | | |
| 13. | 802-079C | HHCS 3/8-16X1 1/4 GR5 | | |
| 14. | 804-011C | WASHER FLAT 3/8 USS PLT | | |
| 15. | 195-102D | INTERIOR ENDPANEL COVER RH | | |
| 16. | 802-203C | HFSS 1/2-13X1 1/2 GR5 | | |
| 17. | 119-190D | HANDLE | | |
| 18. | 803-169C | NUT HEX FLG. LOCK 1/2-13 PLT. | | |
| 19. | 175-277S | 2600 SEED BOX ASSEMBLY | | |
| 20. | 804-013C | WASHER LOCK SPRING 3/8 PLT | | |
| 21. | 803-014C | NUT HEX 3/8-16 PLT | | |
| 22. | 803-177C | NUT HEX LOCK 5/16-18 FLG. | | |
| 23. | 195-207D | DIVIDER CLIP OUTER | | |
| 24. | 195-206D | DIVIDER CLIP INNER | | |
| 25. | 802-442C | HFSS 5/16-18X1 1/4 | | |
| 26. | 195-205D | DIVIDER ANGLE BRACKET | | |

Fertilizer Tray

(Applies to 2S-2600, 2S-2600F only)



19317

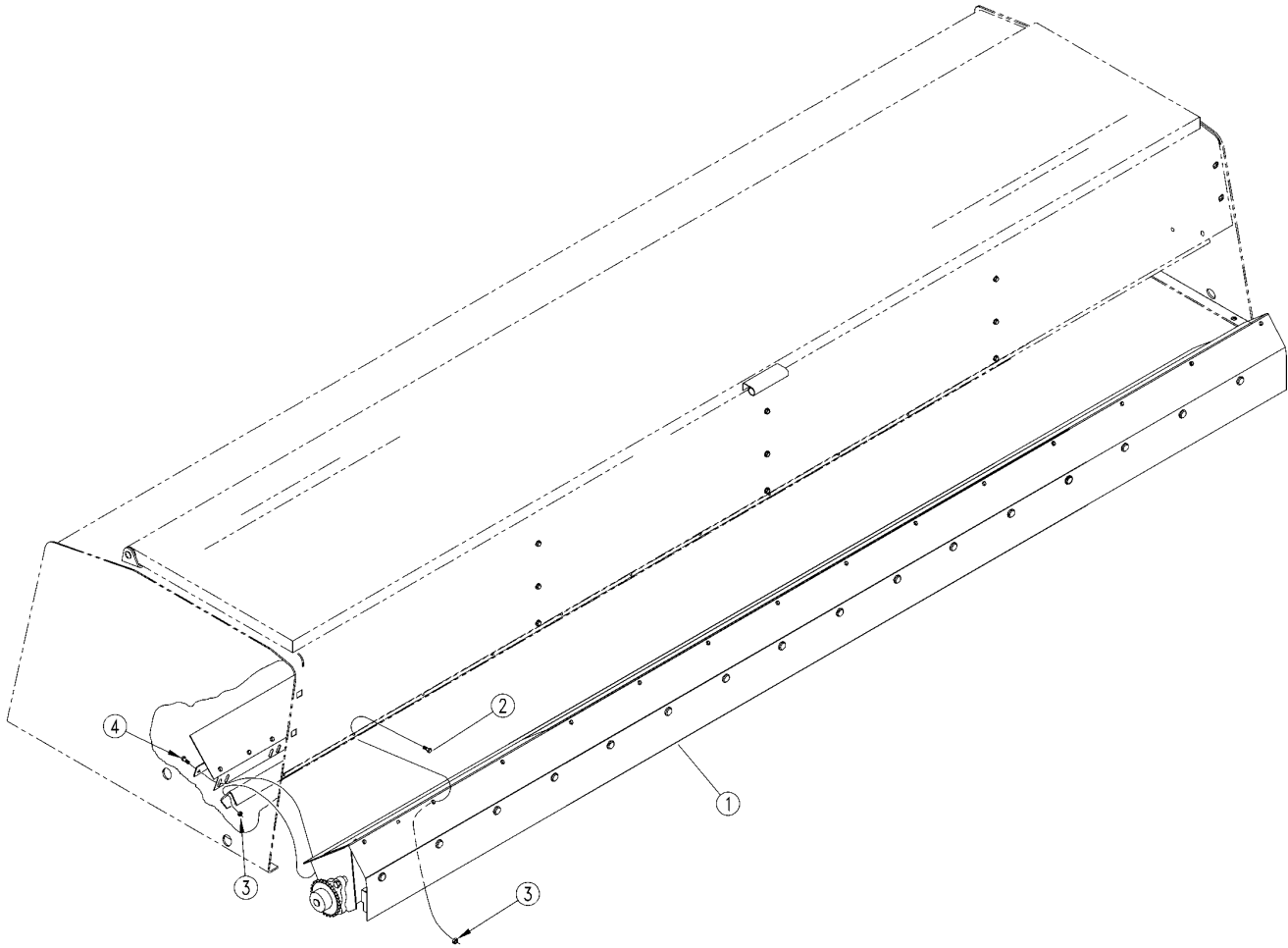
Fertilizer Tray

(Applies to 2S-2600, 2S-2600F only)

| Ref | Part No. | Part Description | Comments | Revision |
|------------|-----------------|--------------------------------|-----------------|-----------------|
| | dwg19317 | Image No. | | |
| 1. | 141-084D | TRAY BEARING SPACER | | |
| 2. | 175-102H | 13' EW FERT BEARING RETAINER | | |
| 3. | 191-001D | MF FERT.75 HEX BORE BUSHING | | |
| 4. | 191-002D | MF FERT HEX BORE PLASTIC BUSH | | |
| 5. | 191-018D | MF FERT STAR RETAINER SIDE PLT | | |
| 6. | 175-183H | 1300 FERT TRAY WELDMENT 6 | | |
| 6. | 175-182H | 1300 FERT TRAY WELDMENT 7 1/2 | | |
| 6. | 175-184H | 1300 FERT TRAY WELDMENT 10 | | |
| 7. | 175-338D | 1300 FERT TRAY ADAPTER PANEL | | |
| 8. | 175-341D | 1300 AGITATOR SHAFT | | |
| 9. | 800-032C | LATCH STRIKE | | |
| 10. | 800-012C | RIVET SS 1/8 DIA | | |
| 11. | 801-009C | SCREW SET 1/4-28 SH X 1/2 LG | | |
| 12. | 802-079C | HHCS 3/8-16X1 1/4 GR5 | | |
| 13. | 802-092C | RHSNB 5/16-18X3/4 GR5 | | |
| 14. | 802-148C | HFSS 1/4-20X1/2 GR5 | | |
| 15. | 802-252C | RHSNB 3/8-16X1 3/4 GR5 | | |
| 16. | 802-633C | RHSNB 1/4-20X5/8 PLT | | |
| 17. | 803-006C | NUT-HEX 1/4-20 PLT | | |
| 18. | 803-008C | NUT HEX 5/16-18 PLT | | |
| 19. | 803-014C | NUT HEX 3/8-16 PLT | | |
| 20. | 803-088C | NUT HEX LOCK 1/4-20 FLG | | |
| 21. | 804-006C | WASHER LOCK SPRING 1/4 PLT | | |
| 22. | 804-009C | WASHER LOCK SPRING 5/16 PLT | | |
| 23. | 804-013C | WASHER LOCK SPRING 3/8 PLT | | |
| 24. | 808-086C | SPKT 40B30 X 3/4 HEXBORE W/ SS | | |
| 25. | 816-292C | VINYL FERT DEW SHIELD 13 EW | | |
| 26. | 817-053C | 6 POINT FERT METERING WHEEL | | |
| 27. | 817-323C | NYLON RATCHET (TREE RIVET) | | |
| 28. | 822-083C | BRG FLG 1.25ID 3BOLT | | |
| 29. | 890-026C | FELT SEAL | | |
| 30. | 804-048C | WASHER MACH 2 1/2X1 3/4X.075 | | |
| 31. | 800-030C | LATCH FERT TRAY DOOR | | |

Fertilizer Tray To Box

(Applies to 2S-2600, 2S-2600F only)



19316

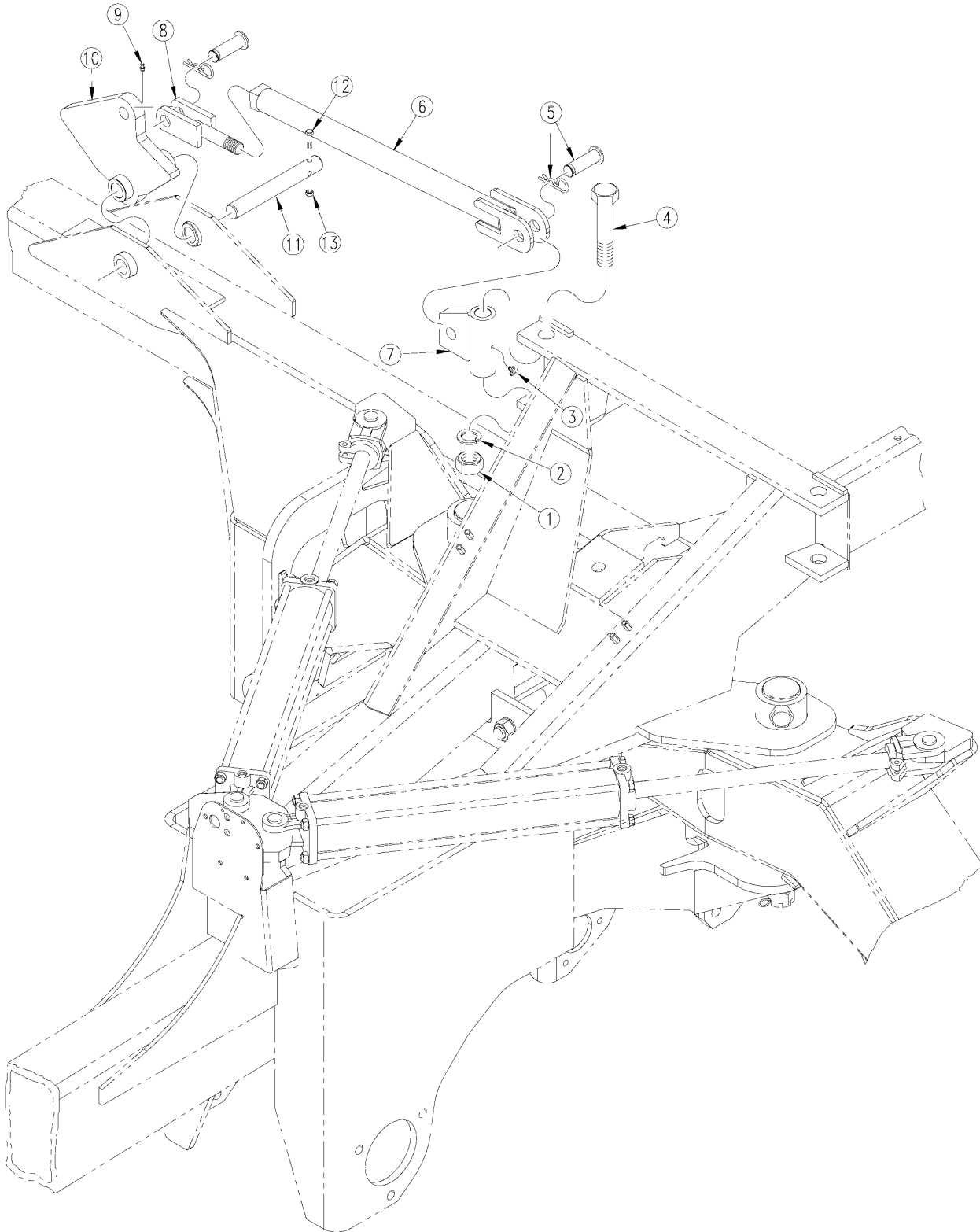
Fertilizer Tray To Box

(Applies to 2S-2600, 2S-2600F only)

| Ref | Part No. | Part Description | Comments | Revision |
|------------|-----------------|-------------------------------|-----------------|-----------------|
| | dwg19316 | Image No. | | |
| 1. | 175-187K | 1300 FERT TRAY ASSEMBLY 6 | Shown. | |
| 1. | 175-188K | 1300 FERT TRAY ASSEMBLY 7 1/2 | | |
| 1. | 175-189K | 1300 FERT TRAY ASSEMBLY 10 | | |
| 1. | 195-223K | 2600 RH FERT TRAY ASSY 6 | | |
| 1. | 195-224K | 2600 RH FERT TRAY ASSY 7 1/2 | | |
| 1. | 195-225K | 2600 RH FERT TRAY ASSY 10 | | |
| 2. | 802-196C | HFSS 1/4-20X5/8 GR5 | | |
| 3. | 803-088C | NUT HEX LOCK 1/4-20 FLG | | |
| 4. | 802-375C | HFSS 1/4-20X1 GR5 | | |

Flex Limiter

(Applies to 2S-2600, 2S-2600F only)



17239

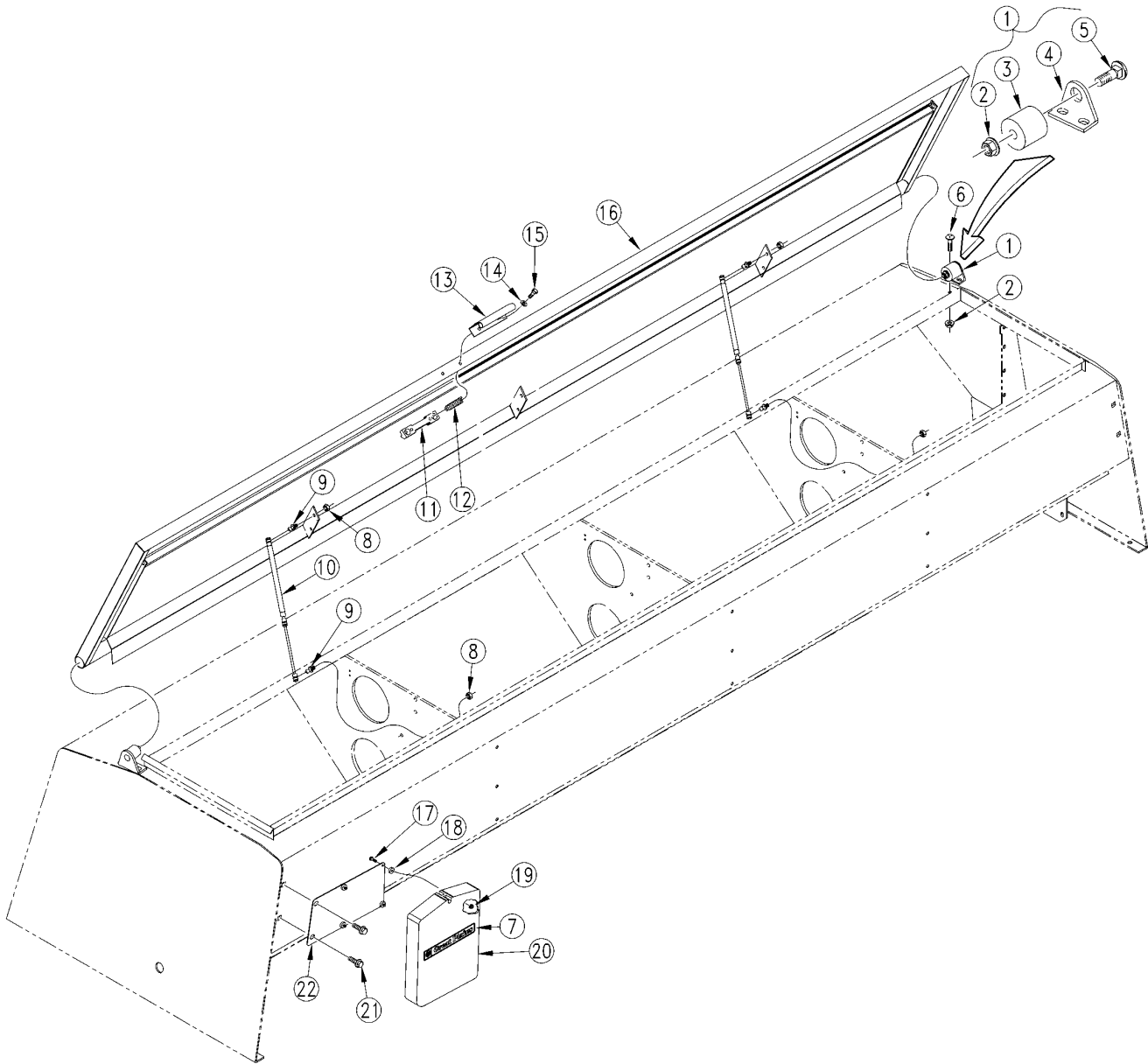
Flex Limiter

(Applies to 2S-2600, 2S-2600F only)

| Ref | Part No. | Part Description | Comments | Revision |
|------------|-----------------|--------------------------------|-----------------|-----------------|
| | dwg17329 | Image No. | | |
| 1. | 803-034C | NUT HEX 1 1/4-7 PLT | | |
| 2. | 804-030C | WASHER LOCK 1 1/4 SPRING PLT | | |
| 3. | 800-073C | GREASE ZERK 1/4-28 X 90-DEG | | |
| 4. | 802-544C | HHCS 1 1/4-7X9 GR5 SPTH | | |
| 5. | 805-004C | PIN CLEVIS 1 X 2 3/4 USABLE LG | | |
| 6. | 194-152H | ADJUSTMENT LINK TUBE | | |
| 7. | 194-158H | FLEX CONTROL UPPER PIVOT LUG | | |
| 8. | 194-157H | CLEVIS, 1 PIN DIA X 1-8 RH THD | | |
| 9. | 800-001C | GREASE ZERK STRAIGHT 1/4-28 | | |
| 10. | 194-162H | WING FLEX LIMIT LUG RH | Shown | |
| 10. | 194-154H | WING FLEX LIMIT LUG LH | | |
| 11. | 401-154D | PIN 1 1/4 TOP CYLINDER WING | | |
| 12. | 802-114C | HHCS 3/8-16X2 1/2 GR5 | | |
| 13. | 803-013C | NUT LOCK 3/8-16 PLT | | |

Lid To Box

(Applies to 2S-2600, 2S-2600F only)



17255

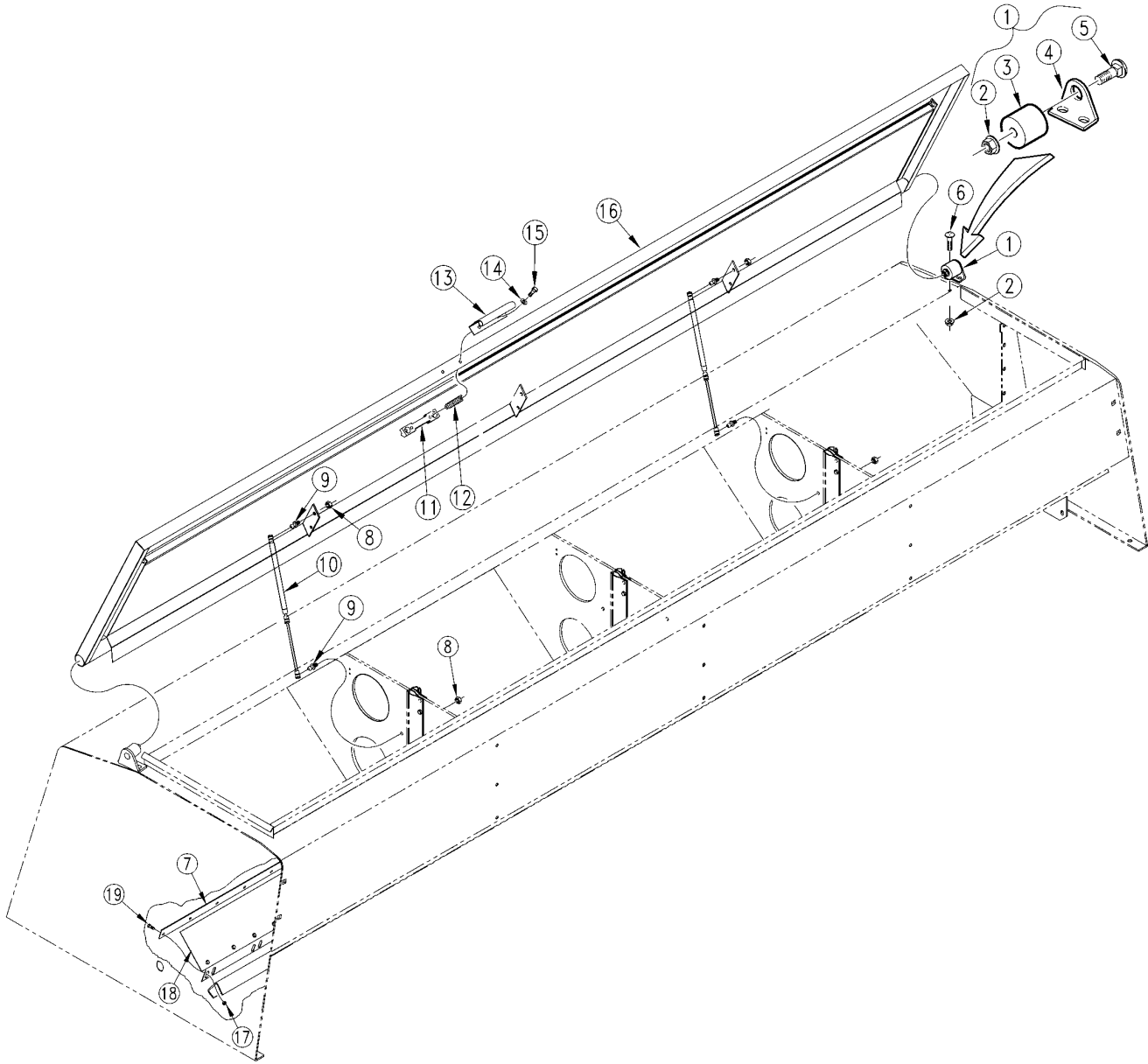
Lid To Box

(Applies to 2S-2600, 2S-2600F only)

| Ref | Part No. | Part Description | Comments | Revision |
|-----|----------|--------------------------------|----------|----------|
| | dwg17255 | Image No. | | |
| 1. | 175-180S | 13' EW LID HINGE ASSEMBLY | | |
| 2. | 803-209C | NUT FLANGE LOCK 3/8-16 PLT | | |
| 3. | 313-186D | LID HINGE PIVOT | | |
| 4. | 313-176D | LID HINGE BASE PLATE | | |
| 5. | 802-411C | RHSNB 3/8-16X2 GR5 | | |
| 6. | 802-015C | RHSNB 3/8-16X1 GR5 | | |
| 7. | 838-482C | DECAL GP PLANTING COMPONENTS | | |
| 8. | 803-011C | NUT LOCK 5/16-18 PLT | | |
| 9. | 800-121C | BALL STUD 10MM X 5/16-18 X 1/2 | | |
| 10. | 890-221C | 12-20 X 90 LB GAS SPRING | | |
| 11. | 119-153D | LATCH CASTING MACHINED | | |
| 12. | 807-106C | SPRING .540 O.D.X 1 1/4 X.054W | | |
| 13. | 119-154D | LID HANDLE | | |
| 14. | 804-036C | WASHER FLAT 5/16 SAE PLT | | |
| 15. | 802-425C | HHCS 5/16-18X1 1/4 NYL | | |
| 16. | 175-146H | 13' EW SEED BOX LID | | |
| 17. | 802-004C | HHCS 1/4-20X3/4 GR5 | | |
| 18. | 817-042C | MINI END WHEEL PRESS WHEEL | | |
| 19. | 803-293C | NUT HEX FLNG T-LOCK 1/4-20 YLW | | |
| 20. | 817-516C | MANUAL PAK 1" W/ GASKET | | |
| 21. | 802-203C | HFSS 1/2-13X1 1/2 GR5 | | |
| 22. | 248-251D | MANUAL PAK MOUNTING PLATE | | |

Lid To Box Fertilizer

(Applies to 2S-2600, 2S-2600F only)



19312

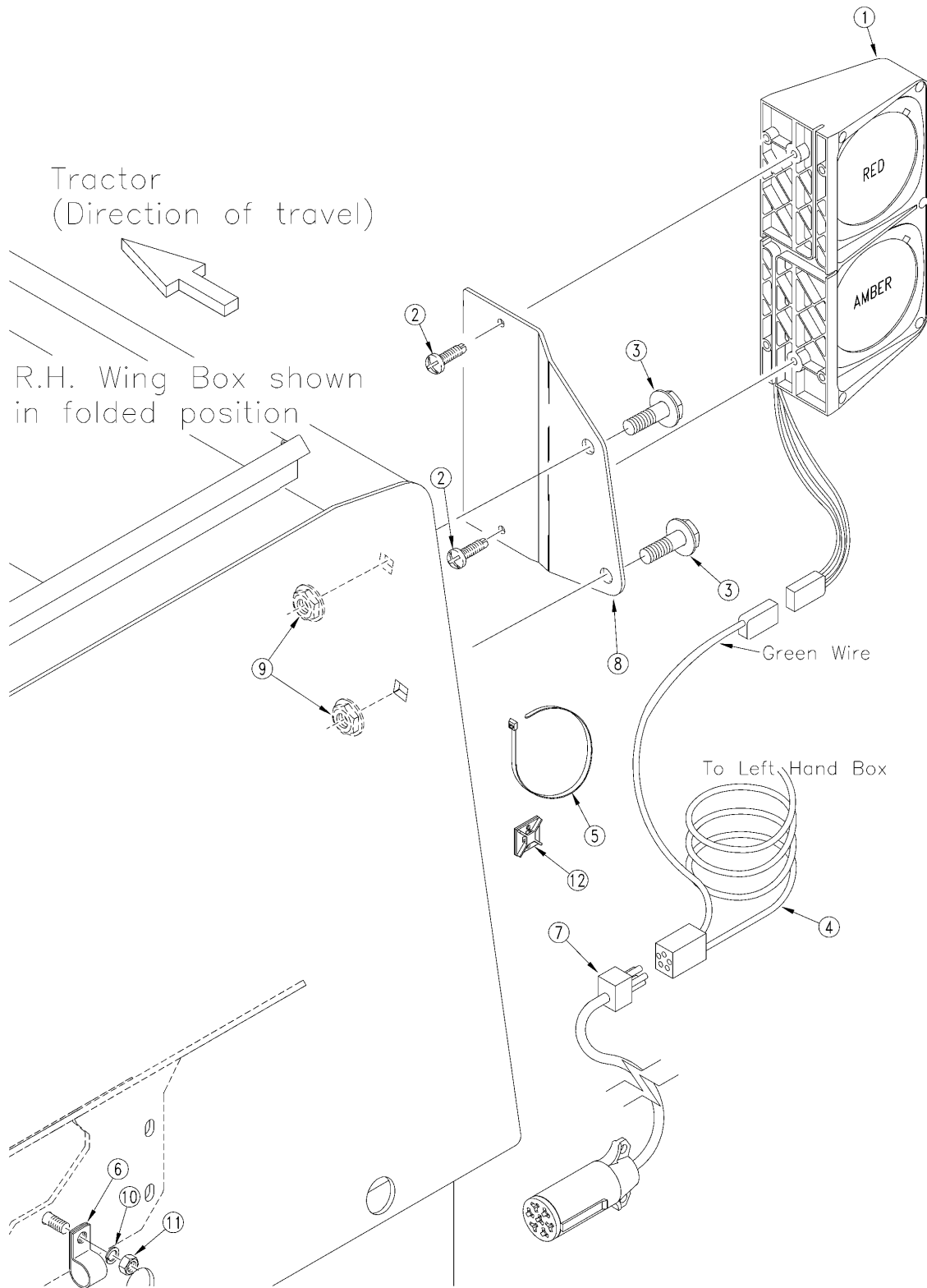
Lid To Box Fertilizer

(Applies to 2S-2600, 2S-2600F only)

| Ref | Part No. | Part Description | Comments | Revision |
|------------|-----------------|--------------------------------|-----------------|-----------------|
| | dwg19312 | Image No. | | |
| 1. | 175-180S | 13' EW LID HINGE ASSEMBLY | | |
| 2. | 803-209C | NUT FLANGE LOCK 3/8-16 PLT | | |
| 3. | 313-186D | LID HINGE PIVOT | | |
| 4. | 313-176D | LID HINGE BASE PLATE | | |
| 5. | 802-411C | RHSNB 3/8-16X2 GR5 | | |
| 6. | 802-015C | RHSNB 3/8-16X1 GR5 | | |
| 7. | 195-198D | HINGE CLAMP STRIP ENDS | | |
| 7. | 195-197D | HINGE CLAMP STRIP CTR | | |
| 8. | 803-011C | NUT LOCK 5/16-18 PLT | | |
| 9. | 800-121C | BALL STUD 10MM X 5/16-18 X 1/2 | | |
| 10. | 890-308C | 9 1/4-15 X 70LB GAS SPRING | | |
| 11. | 119-153D | LATCH CASTING MACHINED | | |
| 12. | 807-106C | SPRING .540 O.D.X 1 1/4 X.054W | | |
| 13. | 119-154D | LID HANDLE | | |
| 14. | 804-036C | WASHER FLAT 5/16 SAE PLT | | |
| 15. | 802-425C | HHCS 5/16-18X1 1/4 NYL | | |
| 16. | 175-146H | 13' EW SEED BOX LID | | |
| 17. | 803-088C | NUT HEX LOCK 1/4-20 FLG | | |
| 18. | 195-177S | SEED/FERT FLAP SUBASSY | | |
| 19. | 802-375C | HFSS 1/4-20X1 GR5 | | |

Lights (S/N DD1757-)

(Applies to 2S-2600, 2S-2600F only)



15449

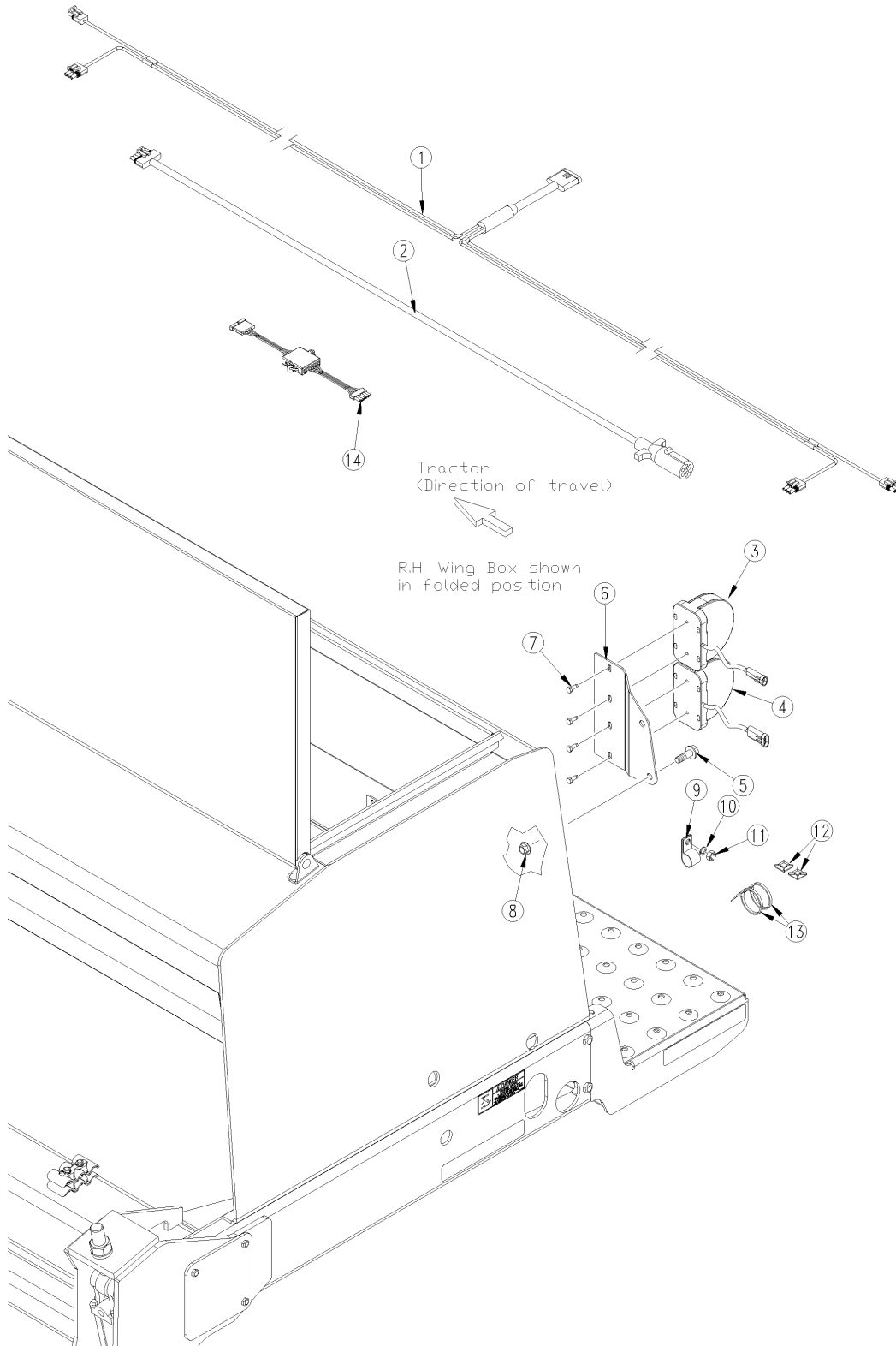
Lights (S/N DD1757-)

(Applies to 2S-2600, 2S-2600F only)

| Ref | Part No. | Part Description | Comments | Revision |
|------------|-----------------|--------------------------------|-----------------|-----------------|
| | dwg15449 | Image No. | | |
| 1. | 890-312C | DUAL AG LIGHTS RH | | |
| 1. | 890-311C | DUAL AG LIGHTS LH | Shown | |
| 2. | 801-151C | SCR HEX SELF TAP 1/4-20X1TYPEF | | |
| 3. | 802-203C | HFSS 1/2-13X1 1/2 GR5 | | |
| 4. | 890-430C | LIGHT HARNESS, 20' WISHBONE | | |
| 5. | 800-149C | RPBY 800-112C | | |
| 6. | 800-064C | HOSE CLIP 13/16 ID | | |
| 7. | 890-313C | AG LIGHT WIRING HARNESS-28' | | |
| 8. | 195-112D | PLATE, AG LIGHT RH | Shown | |
| 8. | 195-165D | PLATE, AG LIGHT LH | | |
| 9. | 803-169C | NUT HEX FLG. LOCK 1/2-13 PLT. | | |
| 10. | 804-013C | WASHER LOCK SPRING 3/8 PLT | | |
| 11. | 803-014C | NUT HEX 3/8-16 PLT | | |
| 12. | 800-148C | CABLE TIE MOUNT | | |

LED Lights (S/N DD1758+)

(Applies to 2S-2600, 2S-2600F only)



36167

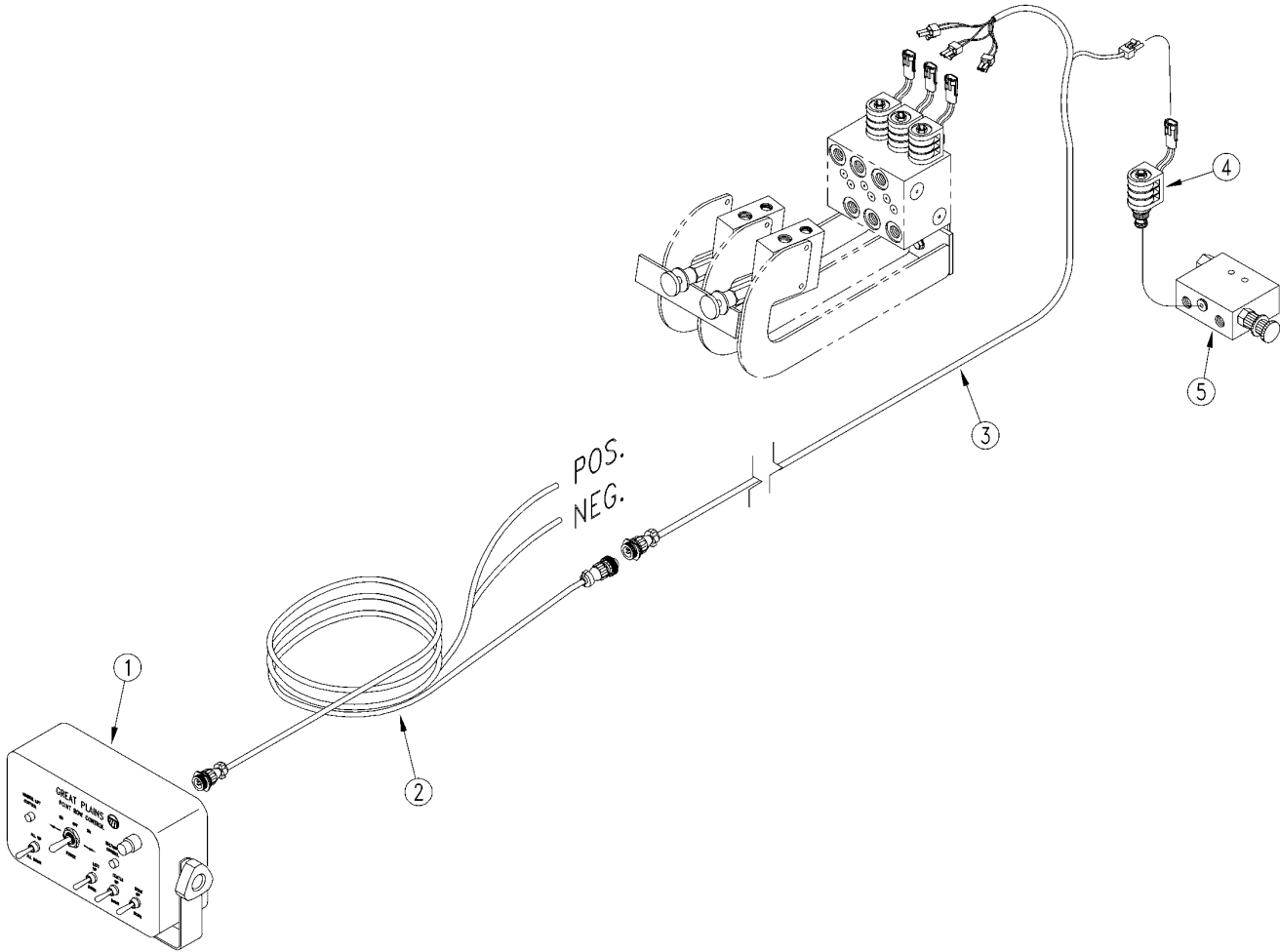
LED Lights (S/N DD1758+)

(Applies to 2S-2600, 2S-2600F only)

| Ref | Part No. | Part Description | Comments | Revision |
|-----|----------|---------------------------------|-----------------|----------|
| | dwg36167 | Image No. | | |
| 1. | 833-685C | LIGHT HARNESS 20' WISHBONE LED | | |
| 2. | 833-679C | AG LIGHT WIRING HARNESS-28' LED | | |
| 3. | 833-697C | LIGHT, AMBER LAMP LED | | |
| 4. | 833-696C | LIGHT, RED LAMP - LED | | |
| 5. | 802-203C | HFSS 1/2-13X1 1/2 GR5 | | |
| 6. | 195-112D | PLATE, AG LIGHT RH | Right Hand | |
| 6. | 195-165D | PLATE, AG LIGHT LH | Left Hand Shown | |
| 7. | 801-081C | SCREW HEX SELF TAP 1/4-20X3/4 | | |
| 8. | 803-169C | NUT HEX FLG LOCK 1/2-13 PLT | | |
| 9. | 800-064C | HOSE CLIP 13/16 ID | | |
| 10. | 804-013C | WASHER LOCK SPRING 3/8 PLT | | |
| 11. | 803-014C | NUT HEX 3/8-16 PLT | | |
| 12. | 800-148C | CABLE TIE MOUNT | | |
| 13. | 800-112C | CABLE TIE .19X7.25 1.75D 50LB | | |
| 14. | 833-694C | LIGHT HRNSS ENHANCE MODULE LED | | |

Point Row Control Box With Cables

(Applies to 2S-2600, 2S-2600F only)



22972

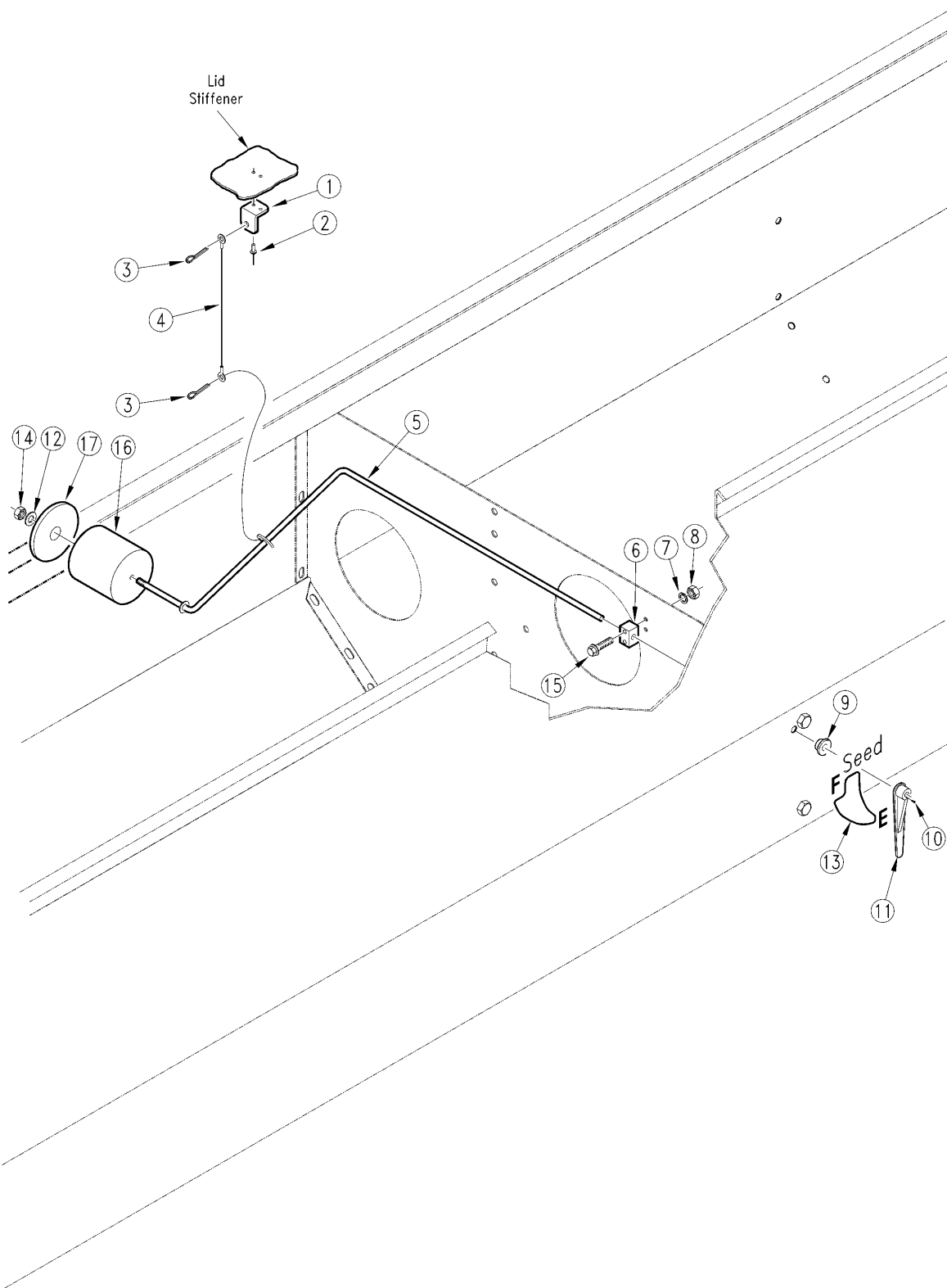
Point Row Control Box With Cables

(Applies to 2S-2600, 2S-2600F only)

| Ref | Part No. | Part Description | Comments | Revision |
|------------|-----------------|-------------------------------|-----------------|-----------------|
| | dwg22972 | Image No. | | |
| 1. | 823-185C | POINT ROW CONTROL BOX | | |
| 2. | 823-190C | POINT ROW CABLE W/ POWER LEAD | | |
| 3. | 823-175C | 3 SECT POINT ROW WIRE HARNESS | | |
| 4. | 810-408C | BYPASS CARTRIDGE AND SOLENOID | | |
| 5. | 810-432C | HYDRAULIC BYPASS VALVE | | |

Seed Level Indicator

(Applies to 2S-2600, 2S-2600F only)



17311

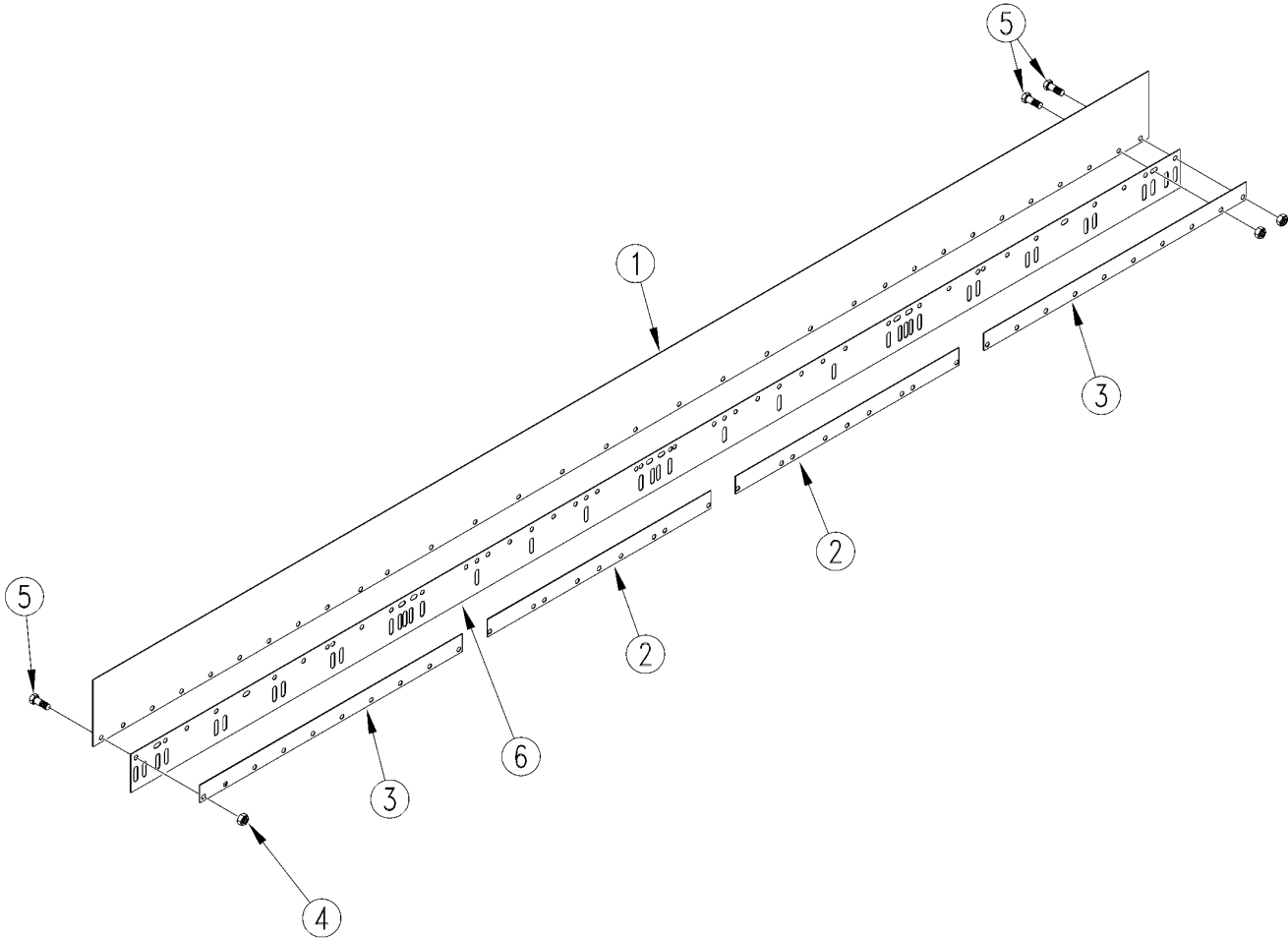
Seed Level Indicator

(Applies to 2S-2600, 2S-2600F only)

| Ref | Part No. | Part Description | Comments | Revision |
|-----|----------|--------------------------------|----------|----------|
| | dwg17311 | Image No. | | |
| 1. | 197-091D | SEED LEVEL CHAIN BRACKET | | |
| 2. | 800-101C | RIVET POP 1/8X.265LG FLG | | |
| 3. | 805-067C | PIN COTTER 1/8 X 3/4 | | |
| 4. | 890-305C | CABLE 3/64 X 11 5/8 W/ EYELETS | | |
| 5. | 195-124H | 3S SEED LEVEL ROD | | |
| 6. | 817-202C | SEED LEVEL ARM MOUNT | | |
| 7. | 804-004C | WASHER INTERNAL STAR #10 PLT | | |
| 8. | 803-001C | NUT HEX 10-24 PLT | | |
| 9. | 817-086C | SEED LEVEL BUSHING | | |
| 10. | 801-154C | SCR HEX HD SHT MET #8 X 1/2 | | |
| 11. | 817-350C | SEED LEVEL INDICATOR | | |
| 12. | 804-075C | WASHER FLAT 1/4 USS PLT | | |
| 13. | 838-237C | DECAL SEED LEVEL LH | | 2nd rev. |
| 13. | 818-392C | DECAL SEED LEVEL, NOTCHED | | 1st rev. |
| 14. | 803-003C | .00 HEX SS 1/4-20 NYLOCK | | |
| 15. | 801-096C | HFS 10-24 X 1 1/8 PLTD | | |
| 16. | 197-089D | FOAM FLOAT | | |
| 17. | 197-096D | FOAM FLOAT WASHER | | |

Seed/Fertilizer Flap (175-191S)

(Applies to 2S-2600, 2S-2600F only)



16578

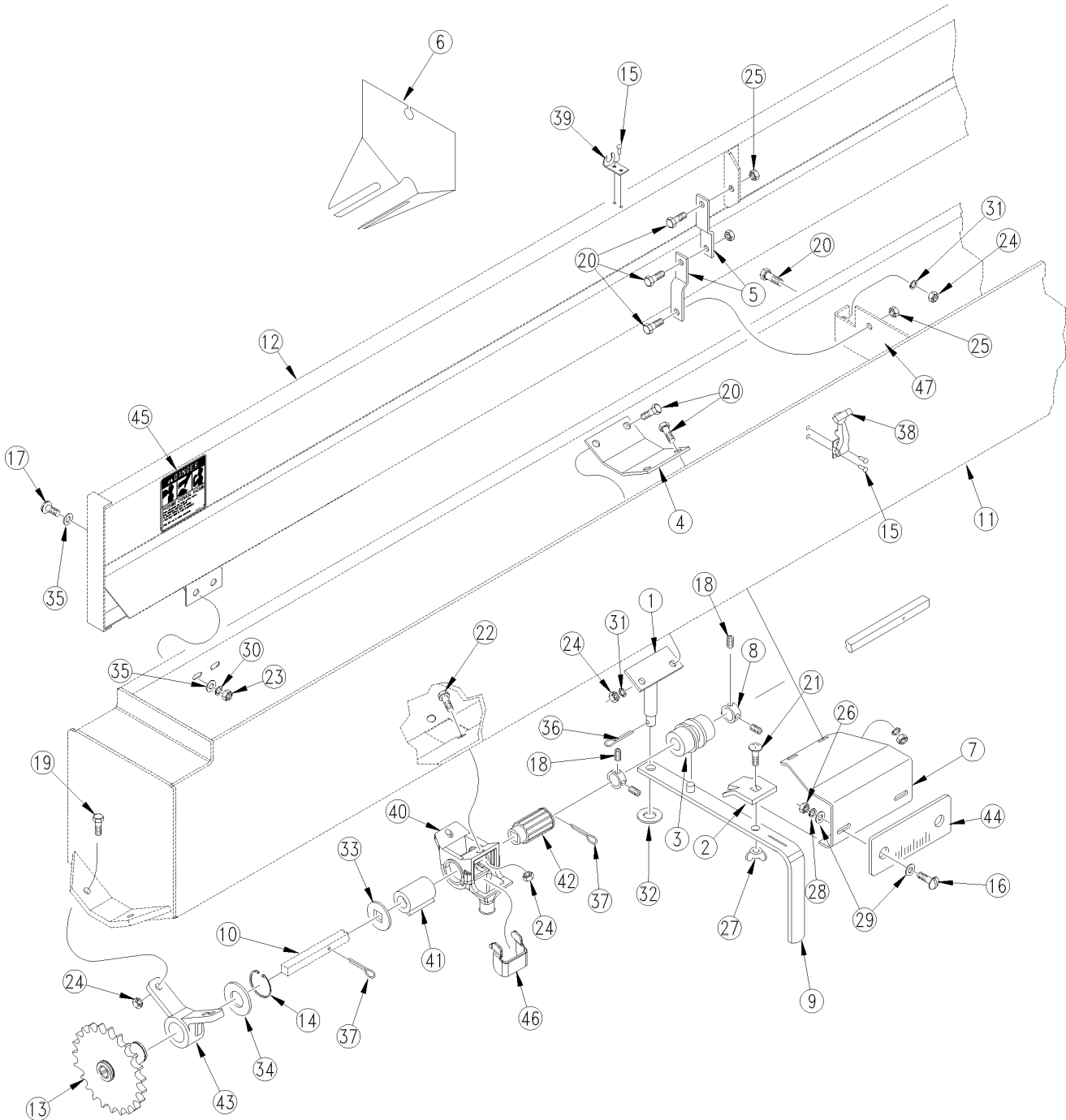
Seed/Fertilizer Flap (175-191S)

(Applies to 2S-2600, 2S-2600F only)

| Ref | Part No. | Part Description | Comments | Revision |
|------------|-----------------|----------------------------|-----------------|-----------------|
| | dwg16578 | Image No. | | |
| 1. | 175-332D | 1300 SEED/FERT SELECT FLAP | | |
| 2. | 195-197D | HINGE CLAMP STRIP CTR | | |
| 3. | 175-327D | 1300 HINGE CLAMP STRIP END | | |
| 4. | 803-007C | NUT-LOCK 1/4-20 PLT | | |
| 5. | 802-078C | HHCS 1/4-20X5/8 GR5 | | |
| 6. | 816-291C | RUBBER BELTING HINGE 13 EW | | |

Small Seeds Box Components

(Applies to 2S-2600, 2S-2600F only)



16593

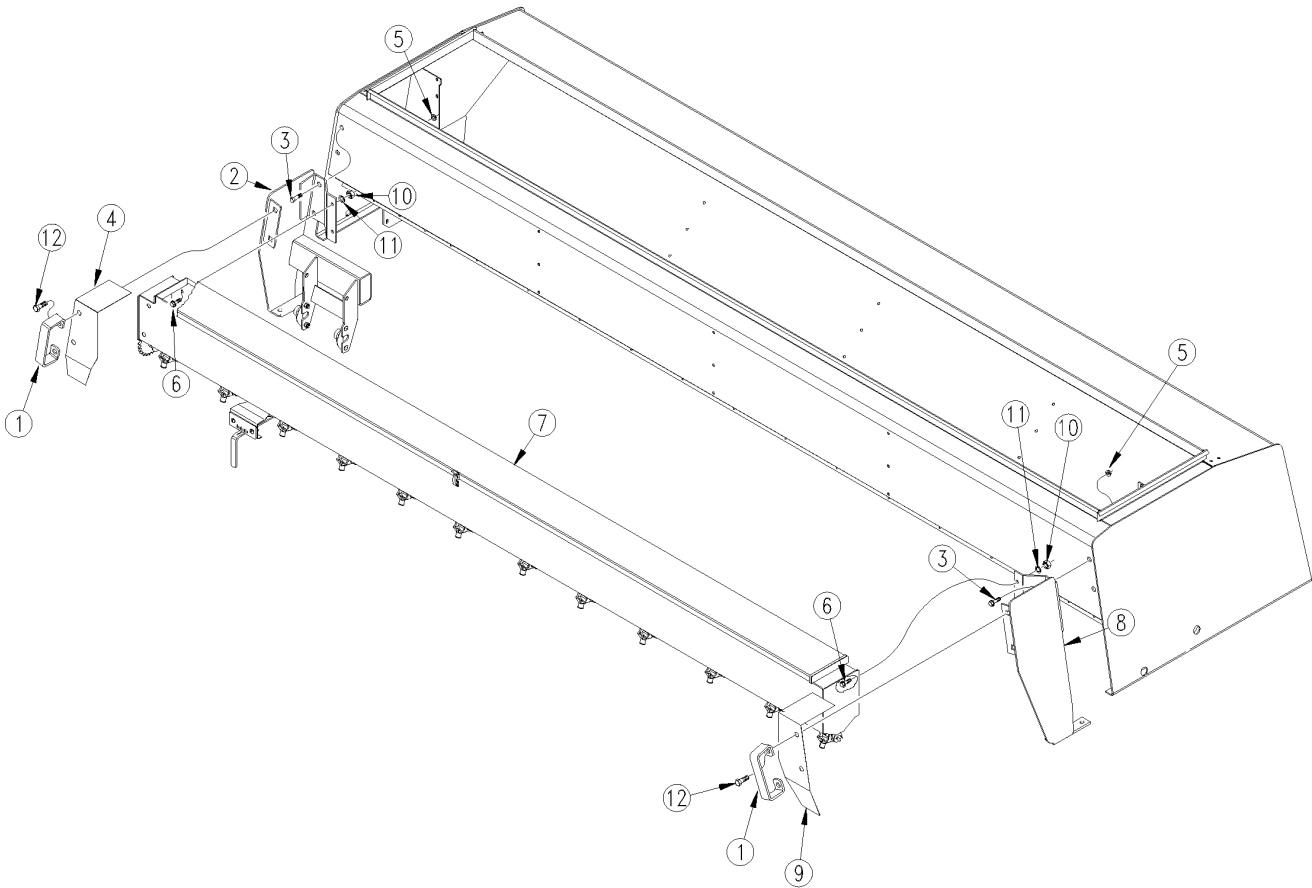
Small Seeds Box Components

(Applies to 2S-2600, 2S-2600F only)

| Ref | Part No. | Part Description | Comments | Revision |
|------------|-----------------|--------------------------------|-----------------|-----------------|
| | dwg16593 | Image No. | | |
| 1. | 123-050H | ADJUSTMENT HANDLE PIVOT | | |
| 2. | 123-113D | LOCK TAB | | |
| 3. | 123-116D | SEED ADJUSTMENT SPOOL | | |
| 4. | 123-118D | SEED ADJUSTMENT SUPPORT | | |
| 5. | 123-356D | 10' EWNT SGS LID LATCH | | |
| 6. | 123-409D | RMVBL SMALL SEED BOX PARTITION | | |
| 7. | 123-410D | GAUGE MOUNTING BRACKET | | |
| 8. | 890-349C | 3/8 SHAFT LOCKING COLLAR | | |
| 9. | 123-476H | REAR SEED RATE ADJ HANDLE WLD | | |
| 10. | 123-575D | 1300 SML SDS CUP SHAFT 6 IN | | |
| 10. | 123-576D | 1300 SML SDS CUP SHAFT 7.5 IN | | |
| 10. | 123-577D | 1300 SML SDS CUP SHAFT 10 IN | | |
| 11. | 133-061H | 1300 SML SDS BOX 6 IN | | |
| 11. | 133-062H | 1300 SML SDS BOX 7.5 IN | | |
| 11. | 133-063H | 1300 SML SDS BOX 10 IN | | |
| 12. | 133-064H | 1300 SML SDS LID | | |
| 13. | 123-834H | SML SDS DRIVE SPKT HUB 27T | | |
| 14. | 800-028C | SNAP RING .875 | | |
| 15. | 800-101C | RIVET POP 1/8X.265LG FLG | | |
| 16. | 801-001C | SCREW RD HD 8-32 X 3/8 BRASS | | |
| 17. | 801-003C | SCREW RD HD SLT 10-24X1/2 PLT | | |
| 18. | 801-035C | SCREW SET 5/16-18 SKT KP X 3/8 | | |
| 19. | 802-004C | HHCS 1/4-20X3/4 GR5 | | |
| 20. | 802-078C | HHCS 1/4-20X5/8 GR5 | | |
| 21. | 802-092C | RHSNB 5/16-18X3/4 GR5 | | |
| 22. | 802-148C | HFSS 1/4-20X1/2 GR5 | | |
| 23. | 803-001C | NUT HEX 10-24 PLT | | |
| 24. | 803-006C | NUT-HEX 1/4-20 PLT | | |
| 25. | 803-007C | NUT-LOCK 1/4-20 PLT | | |
| 26. | 803-035C | NUT HEX 8-32 BRASS | | |
| 27. | 803-058C | NUT WING 5/16-18 | | |
| 28. | 804-002C | WASHER INTERNAL STAR #8 BRASS | | |
| 29. | 804-003C | WASHER FLAT #8 BRASS | | |
| 30. | 804-004C | WASHER INTERNAL STAR #10 PLT | | |
| 31. | 804-006C | WASHER LOCK SPRING 1/4 PLT | | |
| 32. | 804-012C | WASHER FLAT 3/8 SAE PLT | | |
| 33. | 804-042C | WASHER GRASS SEEDER CUP SHAFT | | |
| 34. | 804-044C | WASHER FLAT 1 3/8X.876X.048 TH | | |
| 35. | 804-046C | WASHER FLAT #10 SAE PLT | | |
| 36. | 805-019C | PIN COTTER 5/32 X 1 PLT | | |
| 37. | 805-067C | PIN COTTER 1/8 X 3/4 | | |
| 38. | 816-112C | RUBBER LATCH 37-11-065-10 | | |
| 39. | 816-113C | LATCH KEEPER 37-15-061-17 | | |
| 40. | 817-504C | SML SEED FEEDER CUP ASSY | (S/N DD1123+) | 2nd rev. |
| 40. | 817-008C | RPBY 817-504C | (S/N DD1122-) | 1st rev. |
| 41. | 817-009C | GRASS SEEDER SLEEVE | | |
| 42. | 817-010C | GRASS SEEDER SPROCKET | | |
| 43. | 817-026C | HANGER DRIVE SHAFT | | |
| 44. | 819-041C | SEED ADJUSTMENT GUIDE | | |
| 45. | 838-467C | DECAL SMALL SEEDS DANGER | | |
| 46. | 817-806C | SMALL SEEDS CUP WIND SHIELD | | |
| 47. | 133-147D | SGS UPPER BOX PARTITION | | |

Small Seeds Box Mounting

(Applies to 2S-2600, 2S-2600F only)



19320

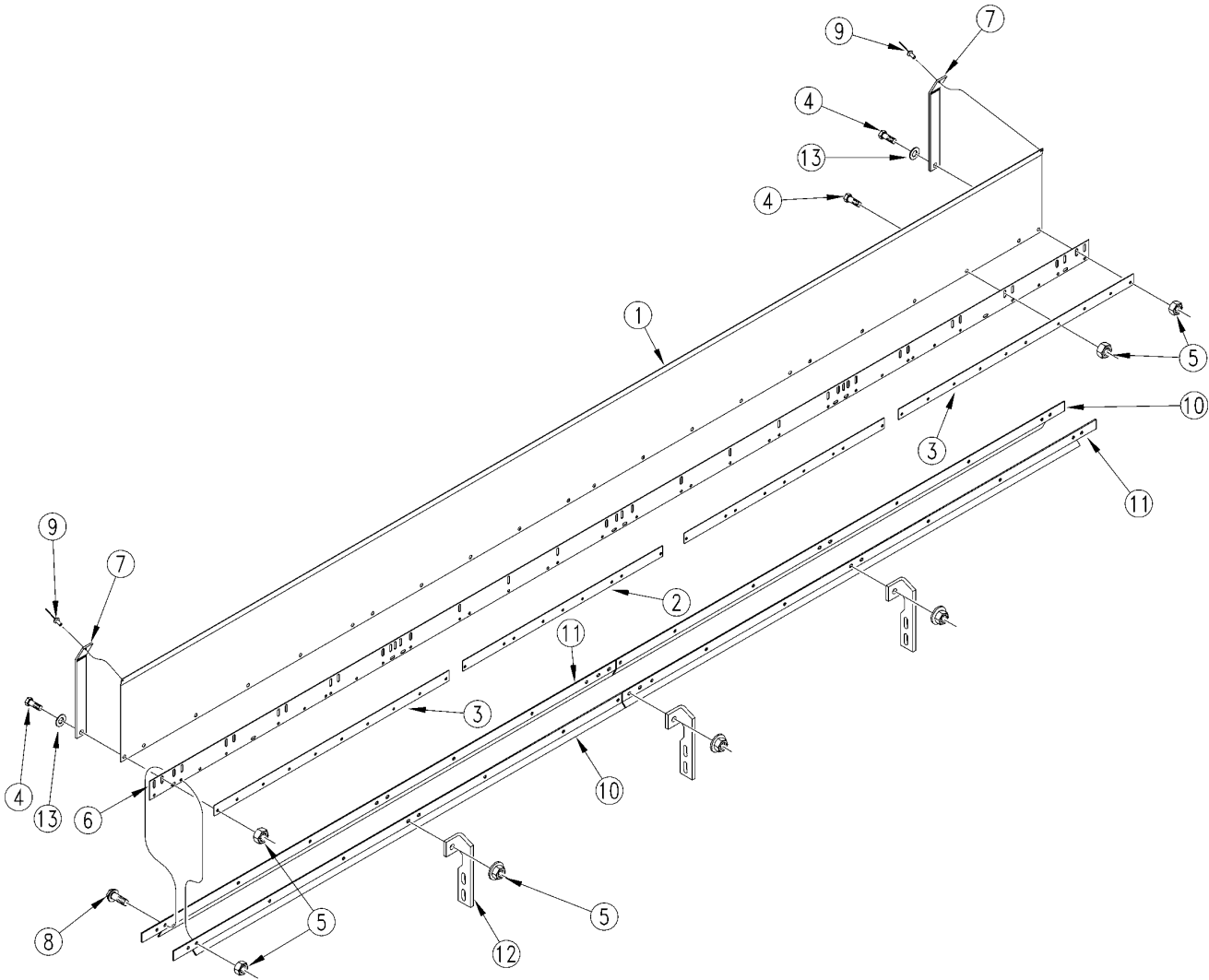
Small Seeds Box Mounting

(Applies to 2S-2600, 2S-2600F only)

| Ref | Part No. | Part Description | Comments | Revision |
|------------|-----------------|--------------------------------|-----------------|-----------------|
| | dwg19320 | Image No. | | |
| 1. | 119-190D | HANDLE | | |
| 2. | 133-161H | SML SDS RH MOUNT WLDM W/ DRIVE | | |
| 2. | 133-159H | SML SDS LH MOUNT WLDM W/ DRIVE | | |
| 3. | 802-034C | HHCS 1/2-13X1 1/4 GR5 | | |
| 4. | 123-491D | HANDLE MOUNT LH CHAIN GUARD | | |
| 5. | 803-169C | NUT HEX FLG. LOCK 1/2-13 PLT. | | |
| 6. | 802-388C | HFS 3/8-16X1 GR5 | | |
| 7. | 133-152K | 2600 SML SDS LH BOX ASY 6 IN | | |
| 7. | 133-153K | 2600 SML SDS RH BOX ASY 6 IN | | |
| 7. | 133-154K | 2600 SML SDS LH BOX ASY 7.5 IN | | |
| 7. | 133-155K | 2600 SML SDS RH BOX ASY 7.5 IN | | |
| 7. | 133-156K | 2600 SML SDS LH BOX ASY 10 IN | | |
| 7. | 133-157K | 2600 SML SDS RH BOX ASY 10 IN | | |
| 8. | 133-416H | SML SDS RH MOUNT WLDM | | |
| 8. | 133-380H | SML SDS LH MOUNT WLDM | | |
| 9. | 123-492D | HANDLE MOUNT RH CHAIN GUARD | | |
| 10. | 803-014C | NUT HEX 3/8-16 PLT | | |
| 11. | 804-013C | WASHER LOCK SPRING 3/8 PLT | | |
| 12. | 802-203C | HFSS 1/2-13X1 1/2 GR5 | | |

Spill Flap Fertilizer (175-190S)

(Applies to 2S-2600, 2S-2600F only)



16579

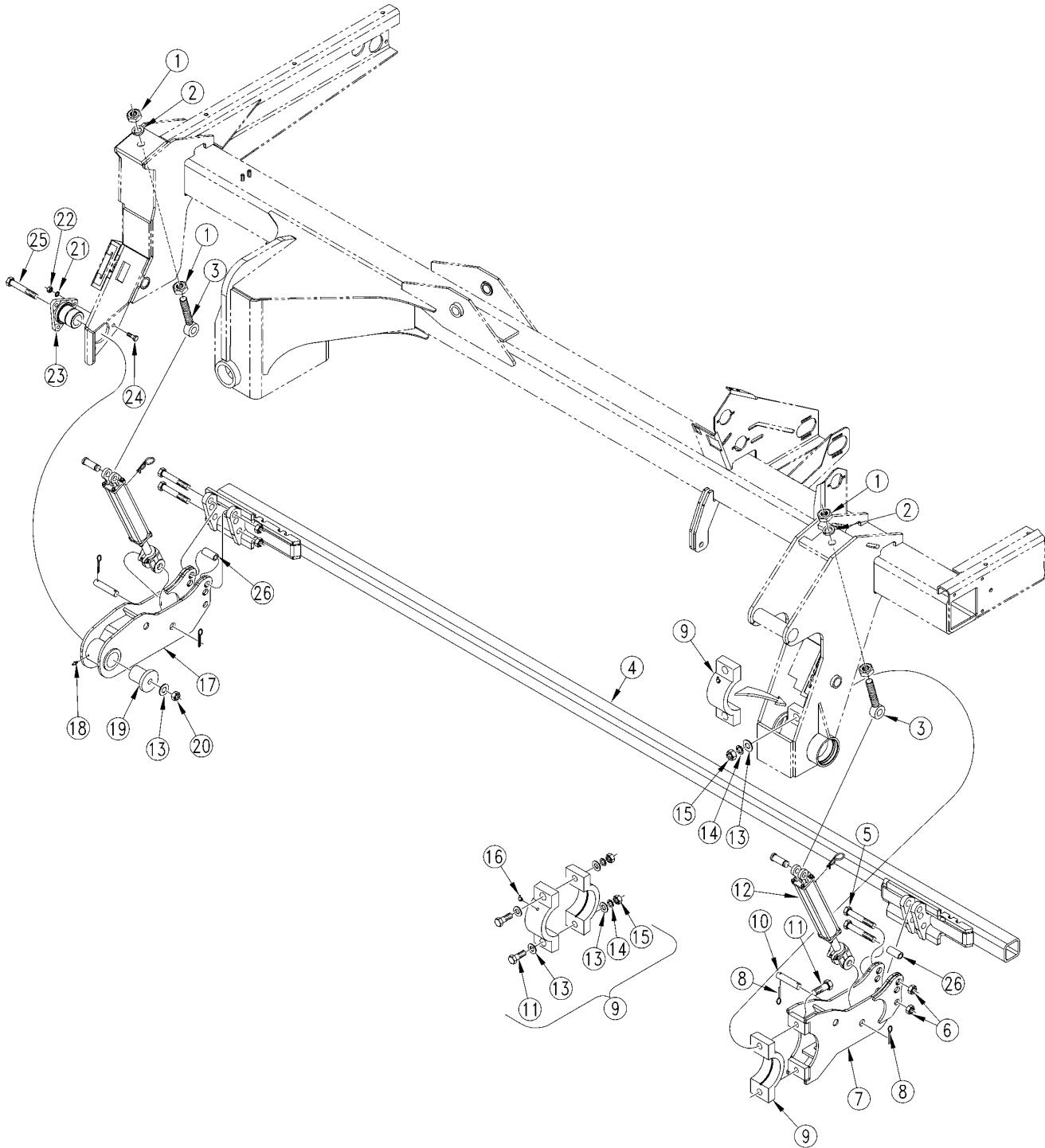
Spill Flap Fertilizer (175-190S)

(Applies to 2S-2600, 2S-2600F only)

| Ref | Part No. | Part Description | Comments | Revision |
|------------|-----------------|--------------------------------|-----------------|-----------------|
| | dwg16579 | Image No. | | |
| 1. | 175-331D | 1300 SPILL FLAP | | |
| 2. | 195-197D | HINGE CLAMP STRIP CTR | | |
| 3. | 175-327D | 1300 HINGE CLAMP STRIP END | | |
| 4. | 802-078C | HHCS 1/4-20X5/8 GR5 | | |
| 5. | 803-088C | NUT HEX LOCK 1/4-20 FLG | | |
| 6. | 816-291C | RUBBER BELTING HINGE 13 EW | | |
| 7. | 816-278C | RUBBER BELTING SEAL STRIP | | |
| 8. | 802-375C | HFSS 1/4-20X1 GR5 | | |
| 9. | 800-012C | RIVET SS 1/8 DIA | | |
| 10. | 175-325D | 1300 DIVIDER CLAMP ANGLE SHORT | | |
| 11. | 175-326D | 1300 DIVIDER CLAMP ANGLE LONG | | |
| 12. | 195-192D | TOP BAR PARTITION BRACE | | |
| 13. | 804-007C | WASHER FLAT 1/4 SAE PLT | | |

Subframes To Wing Frames

(Applies to 2S-2600, 2S-2600F only)



17241

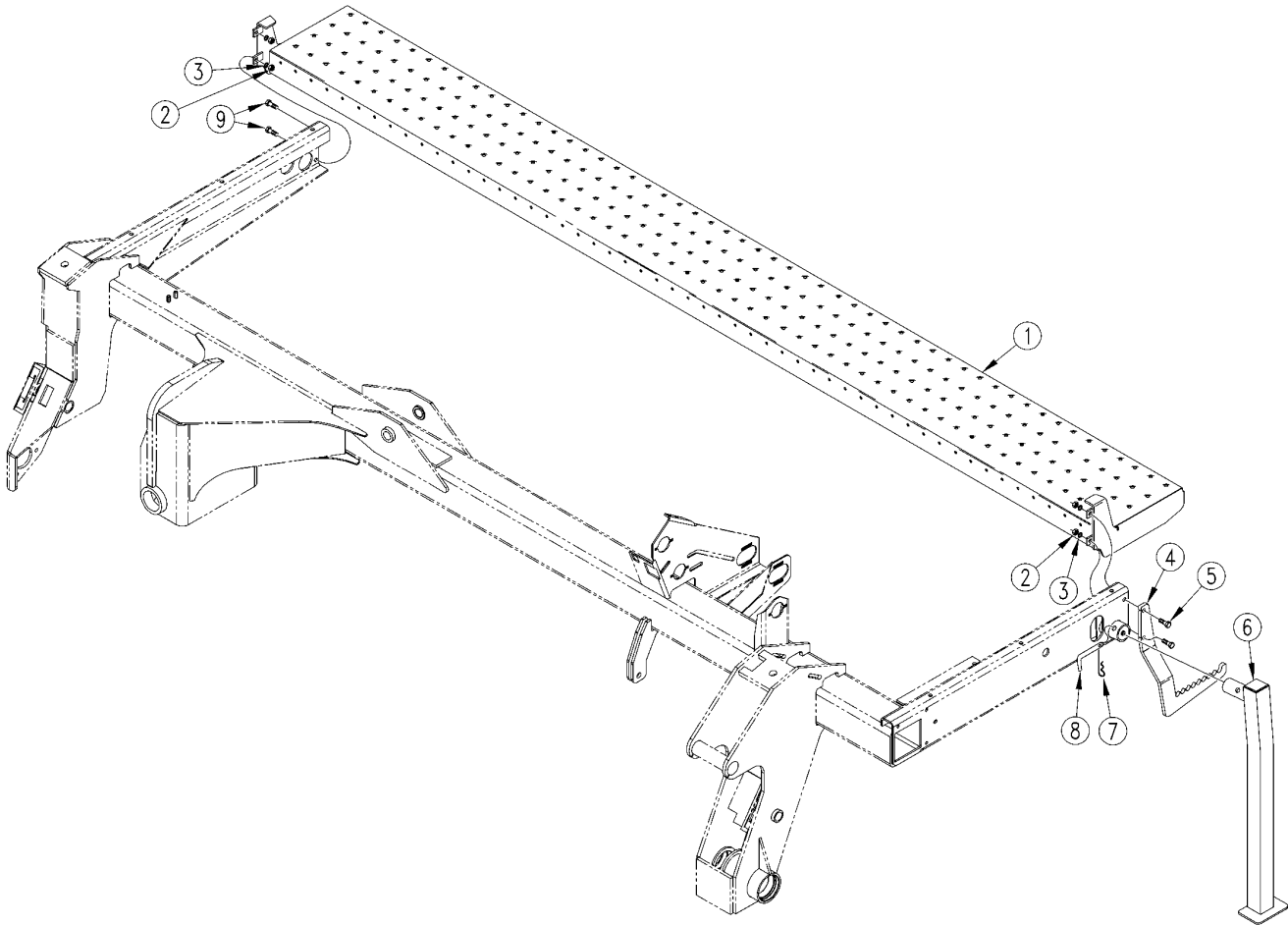
Subframes To Wing Frames

(Applies to 2S-2600, 2S-2600F only)

| Ref | Part No. | Part Description | Comments | Revision |
|------------|-----------------|--------------------------------|--|-----------------|
| | dwg17241 | Image No. | | |
| 1. | 803-031C | NUT HEX 1-8 PLT | | |
| 2. | 804-027C | WASHER LOCK SPRING 1 PLT | | |
| 3. | 194-129H | 6 1/8 EYE BOLT | | |
| 4. | 194-165H | 2S-2600 OPENER SUBFRAME LH | Shown | |
| 4. | 194-166H | 2S-2600 OPENER SUBFRAME RH | | |
| 5. | 802-139C | HHCS 7/8-9X7 GR5 | | |
| 6. | 803-028C | NUT NY-LOK 7/8-9 PLT | | |
| 7. | 194-155H | SUBFRAME FLEX ARM, OUTER | | |
| 8. | 805-104C | PIN COTTER 3/16 X 1 1/2 PLT | | |
| 9. | 194-123K | 3S BEARING ASSEMBLY | | |
| 10. | 805-236C | PIN CLEVIS 1 X 3 7/8 USBLE PLT | | |
| 11. | 802-204C | HHCS 3/4-10X3 3/4 GR5 | | |
| 12. | 810-299C | CYL 2X8X1.12 ROD (TIE ROD) | Refer to Opener Lift Midway Hydraulic Cylinder 2x8x1.12 (810-299C) for breakdown | |
| 13. | 804-025C | WASHER FLAT 3/4 SAE PLT | | |
| 14. | 804-023C | WASHER LOCK SPRING 3/4 PLT | | |
| 15. | 803-027C | NUT HEX 3/4-10 PLT | | |
| 16. | 800-058C | GREASE ZERK 1/4-28 X 45-DEG | | |
| 17. | 194-156H | SUBFRAME FLEX ARM, INNER | | |
| 18. | 800-001C | GREASE ZERK STRAIGHT 1/4-28 | | |
| 19. | 195-188H | SUBFRAME ARM RETAINER | | |
| 20. | 803-026C | NUT LOCK 3/4-10 PLT | | |
| 21. | 804-015C | WASHER LOCK SPRING 1/2 PLT | | |
| 22. | 803-020C | NUT HEX 1/2-13 PLT | | |
| 23. | 120-247D | 3 BOLT PIVOT CAST W/ BOLT HOLE | | |
| 24. | 802-082C | HHCS 1/2-13X1 3/4 GR5 | | |
| 25. | 802-095C | HHCS 3/4-10X7 GR5 | | |
| 26. | 194-516D | SUBFRAME FLEX ARM SPACER,SHORT | | |

Walkboard, Step & Parking Stand To Frame (S/N DD1363-)

(Applies to 2S-2600, 2S-2600F only)



17240

Walkboard, Step & Parking Stand To Frame (S/N DD1363-)

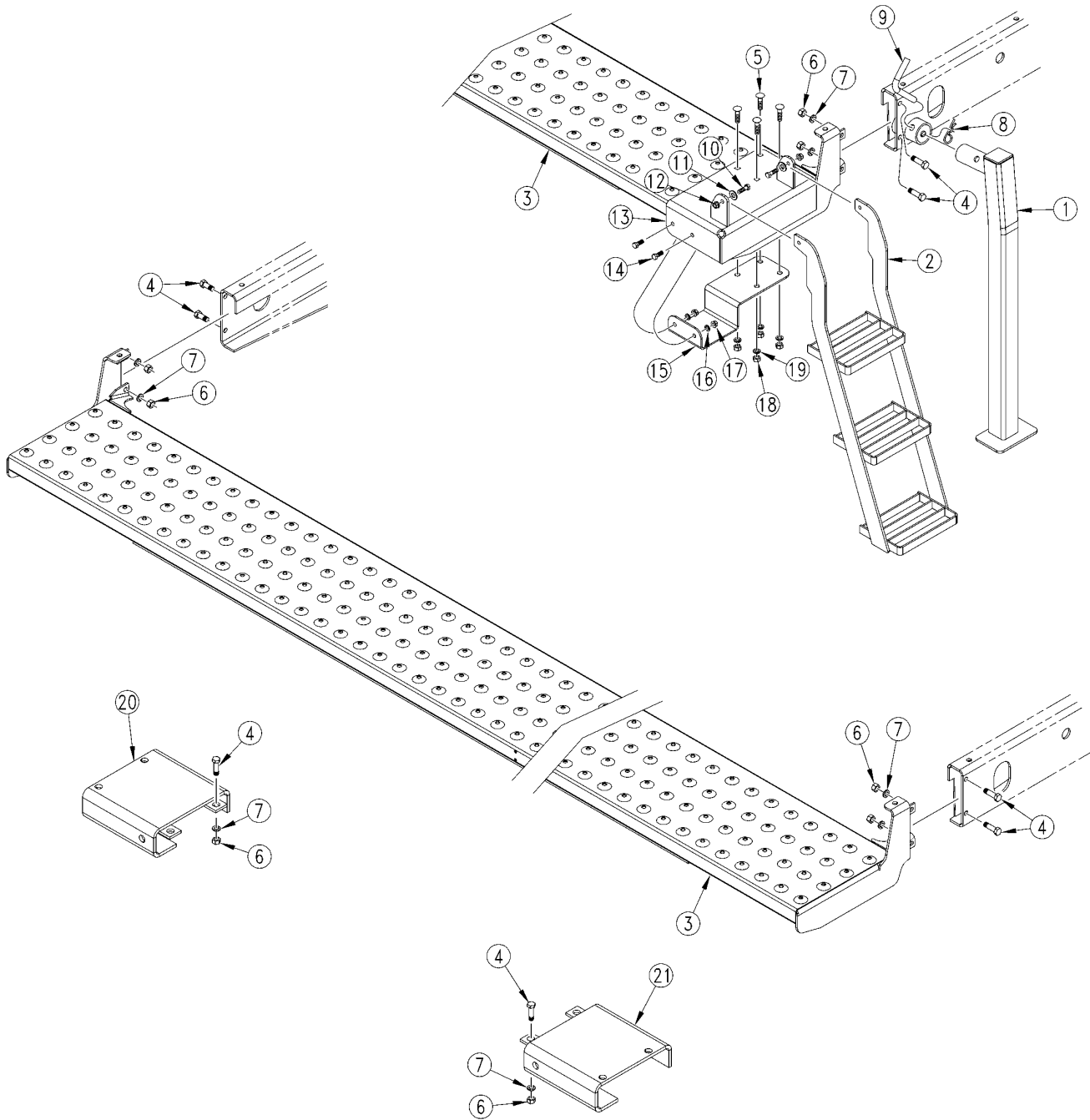
(Applies to 2S-2600, 2S-2600F only)

| Ref | Part No. | Part Description | Comments | Revision |
|------------|-----------------|----------------------------|-----------------|-----------------|
| | dwg17240 | Image No. | | |
| 1. | 195-193H | 2S-2600 WALKBOARD | | |
| 2. | 803-020C | NUT HEX 1/2-13 PLT | | |
| 3. | 804-015C | WASHER LOCK SPRING 1/2 PLT | | |
| 4. | 195-121D | STEP LH | Shown | |
| 4. | 195-122D | STEP RH | | |
| 5. | 802-082C | HHCS 1/2-13X1 3/4 GR5 | | |
| 6. | 194-135H | PARKING STAND LEG | | |
| 7. | 805-032C | PIN HAIR COTTER .148 WIRE | | |
| 8. | 805-197C | PIN BENT SHANK LOCK 5/8 OD | | |
| 9. | 802-034C | HHCS 1/2-13X1 1/4 GR5 | | |

[Table of Contents](#) [Part Number Index](#)

Walkboard, Step & Parking Stand To Frame (S/N DD1364+)

(Applies to 2S-2600, 2S-2600F only)



31231

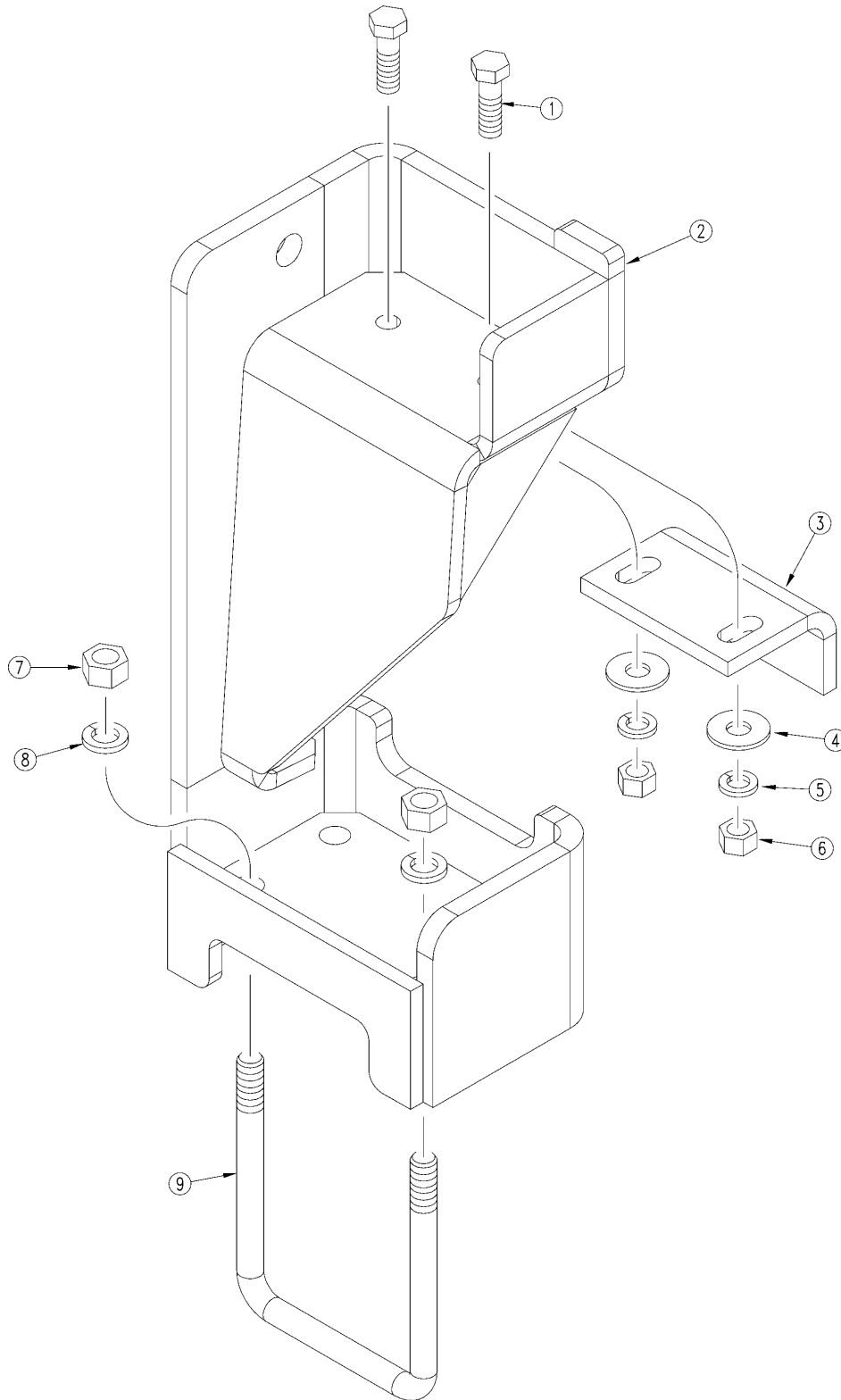
Walkboard, Step & Parking Stand To Frame (S/N DD1364+)

(Applies to 2S-2600, 2S-2600F only)

| Ref | Part No. | Part Description | Comments | Revision |
|-----|----------|-------------------------------|-------------------------------|----------|
| | dwg31231 | Image No. | | |
| 1. | 194-135H | PARKING STAND LEG | | |
| 2. | 195-062H | LADDER WELDMENT 3-STEP NARROW | | |
| 3. | 195-193H | 2S-2600 WALKBOARD | | |
| 4. | 802-034C | HHCS 1/2-13X1 1/4 GR5 | | |
| 5. | 802-030C | RHSNB 7/16-14X1 3/4 GR5 | | |
| 6. | 803-020C | NUT HEX 1/2-13 PLT | | |
| 7. | 804-015C | WASHER LOCK SPRING 1/2 PLT | | |
| 8. | 805-032C | PIN HAIR COTTER .148 WIRE | | |
| 9. | 805-197C | PIN BENT SHANK LOCK 5/8 OD | | |
| 10. | 802-079C | HHCS 3/8-16X1 1/4 GR5 | | |
| 11. | 804-016C | WASHER FLAT 1/2 SAE PLT | | |
| 12. | 803-209C | NUT FLANGE LOCK 3/8-16 PLT | | |
| 13. | 195-064H | LADDER MOUNT TOP WELDMENT RH | Shown | |
| 13. | 195-063H | LADDER MOUNT TOP WELDMENT LH | | |
| 14. | 802-017C | HHCS 3/8-16X1 GR5 | | |
| 15. | 195-340D | LADDER MOUNT BOTTOM PLATE | | |
| 16. | 804-013C | WASHER LOCK SPRING 3/8 PLT | | |
| 17. | 803-068C | NUT HEX FLANGE 3/8-16 PLT | | |
| 18. | 803-015C | NUT HEX 7/16-14 PLT | | |
| 19. | 804-014C | WASHER LOCK 7/16 PLT | | |
| 20. | 195-310H | WALKBOARD EXTENSION LH | LH Used with Small Seeds Only | |
| 21. | 195-311H | WALKBOARD EXTENSION RH | RH Used with Small Seeds Only | |

Weight Bracket (S/N DD1283-)

(Applies to 2S-2600, 2S-2600F only)



24414

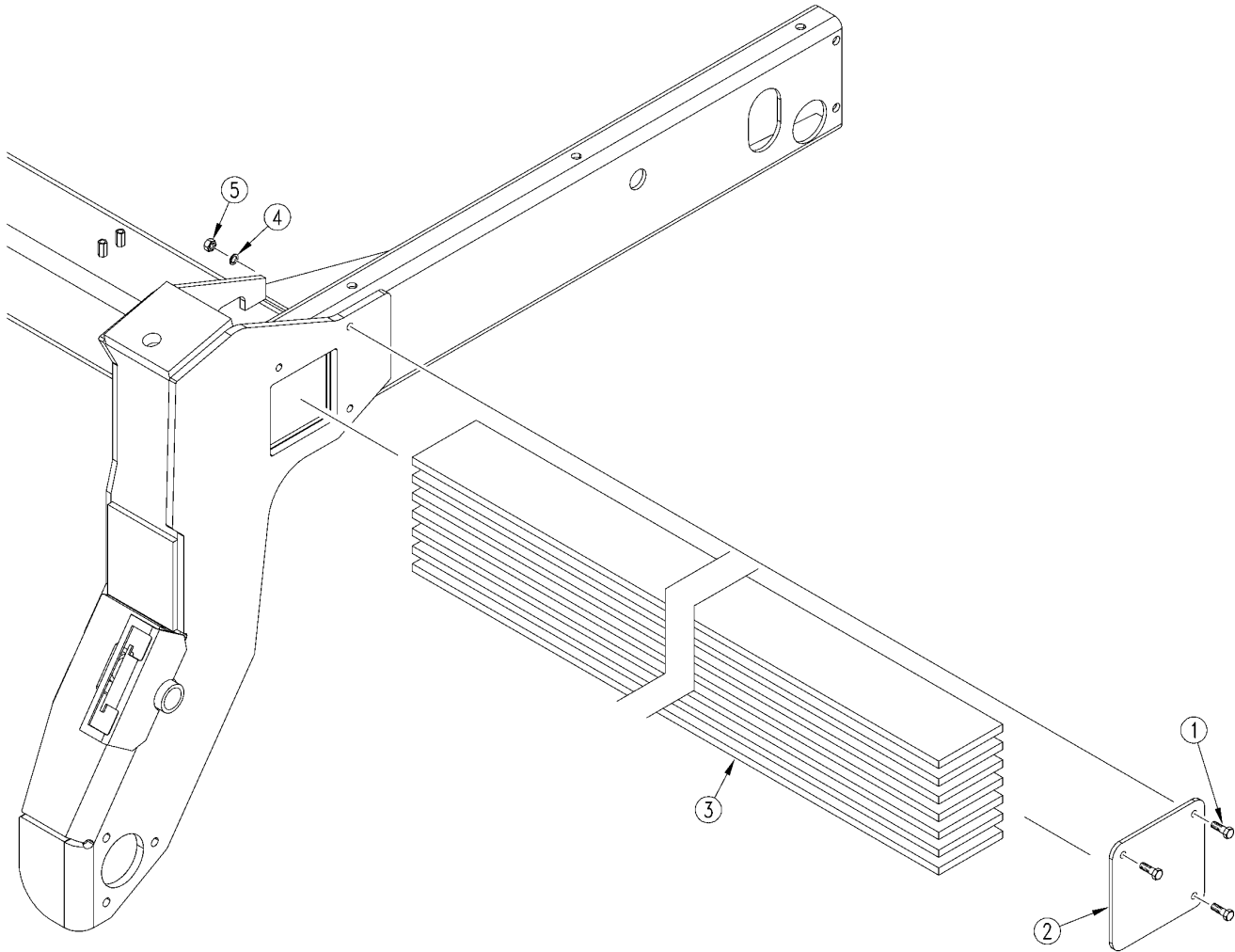
Weight Bracket (S/N DD1283-)

(Applies to 2S-2600, 2S-2600F only)

| Ref | Part No. | Part Description | Comments | Revision |
|------------|-----------------|------------------------------|-----------------|-----------------|
| | dwg24414 | Image No. | | |
| 1. | 802-055C | HHCS 5/8-11X2 GR5 | | |
| 2. | 171-101H | WEIGHT BRACKET WELDMENT-LH | | |
| 2. | 171-102H | WEIGHT BRACKET WELDMENT-RH | | |
| 3. | 171-043D | WEIGHT BRACKET ADJ LEG | | |
| 4. | 804-019C | WASHER FLAT 5/8 USS PLT | | |
| 5. | 804-022C | WASHER LOCK SPRING 5/8 PLT | | |
| 6. | 803-021C | NUT HEX 5/8-11 PLT | | |
| 7. | 803-027C | NUT HEX 3/4-10 PLT | | |
| 8. | 804-023C | WASHER LOCK SPRING 3/4 PLT | | |
| 9. | 806-093C | U-BOLT 3/4-10 6 1/32 X 7 3/4 | | |

Weight Bracket (S/N DD1284+)

(Applies to 2S-2600, 2S-2600F only)



25317

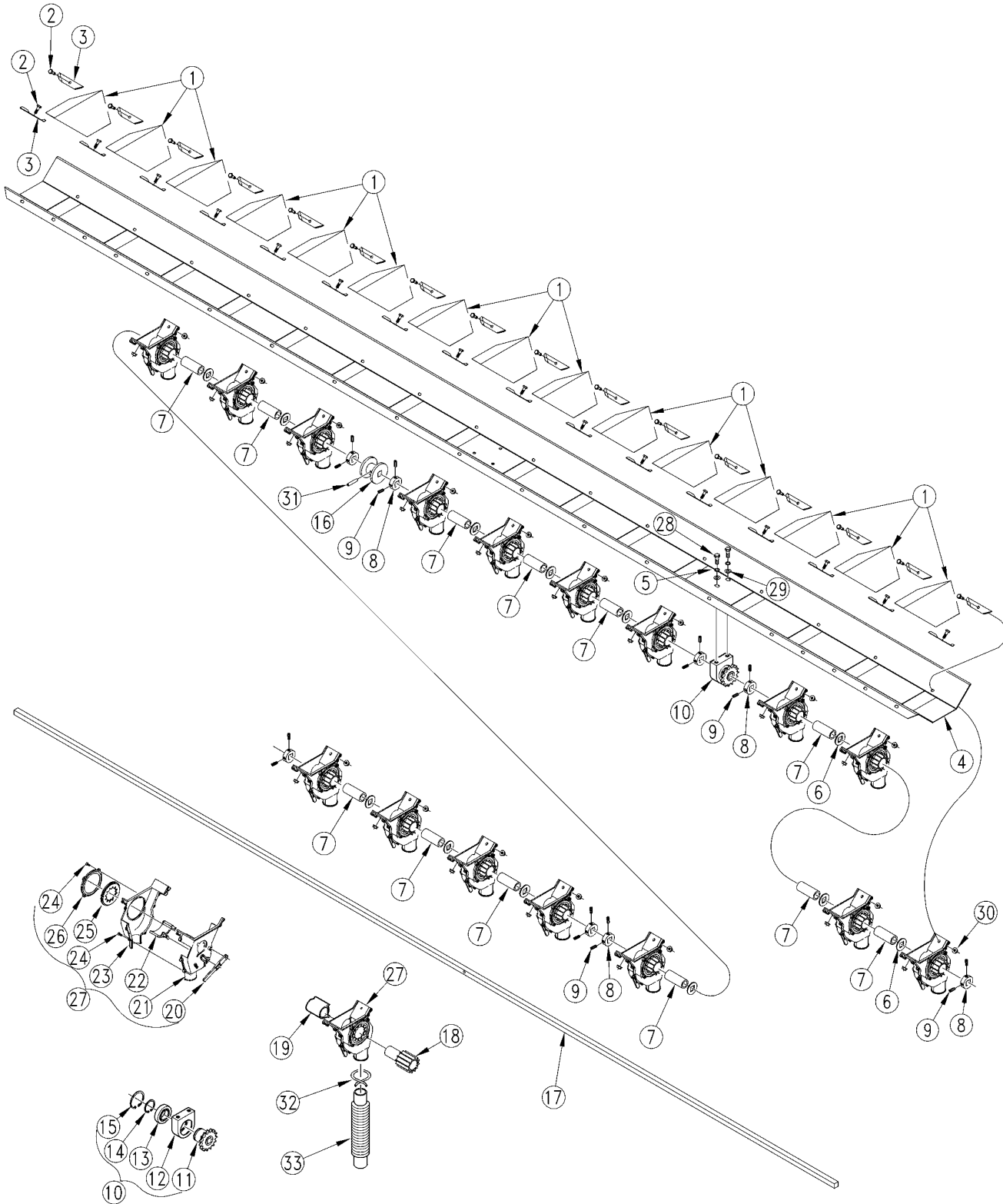
Weight Bracket (S/N DD1284+)

(Applies to 2S-2600, 2S-2600F only)

| Ref | Part No. | Part Description | Comments | Revision |
|------------|-----------------|----------------------------|-----------------|-----------------|
| | dwg25317 | Image No. | | |
| 1. | 802-022C | HHCS 3/8-16X1 1/2 GR5 | | |
| 2. | 194-058D | END CAP - TUBE | | |
| 3. | 194-059D | WEIGHT BAR 1/2 X 5 X 154 | | |
| 4. | 804-013C | WASHER LOCK SPRING 3/8 PLT | | |
| 5. | 803-014C | NUT HEX 3/8-16 PLT | | |

10" Feeder Cup Spacing LH

(Applies to 2S-2600, 2S-2600F only)



17246

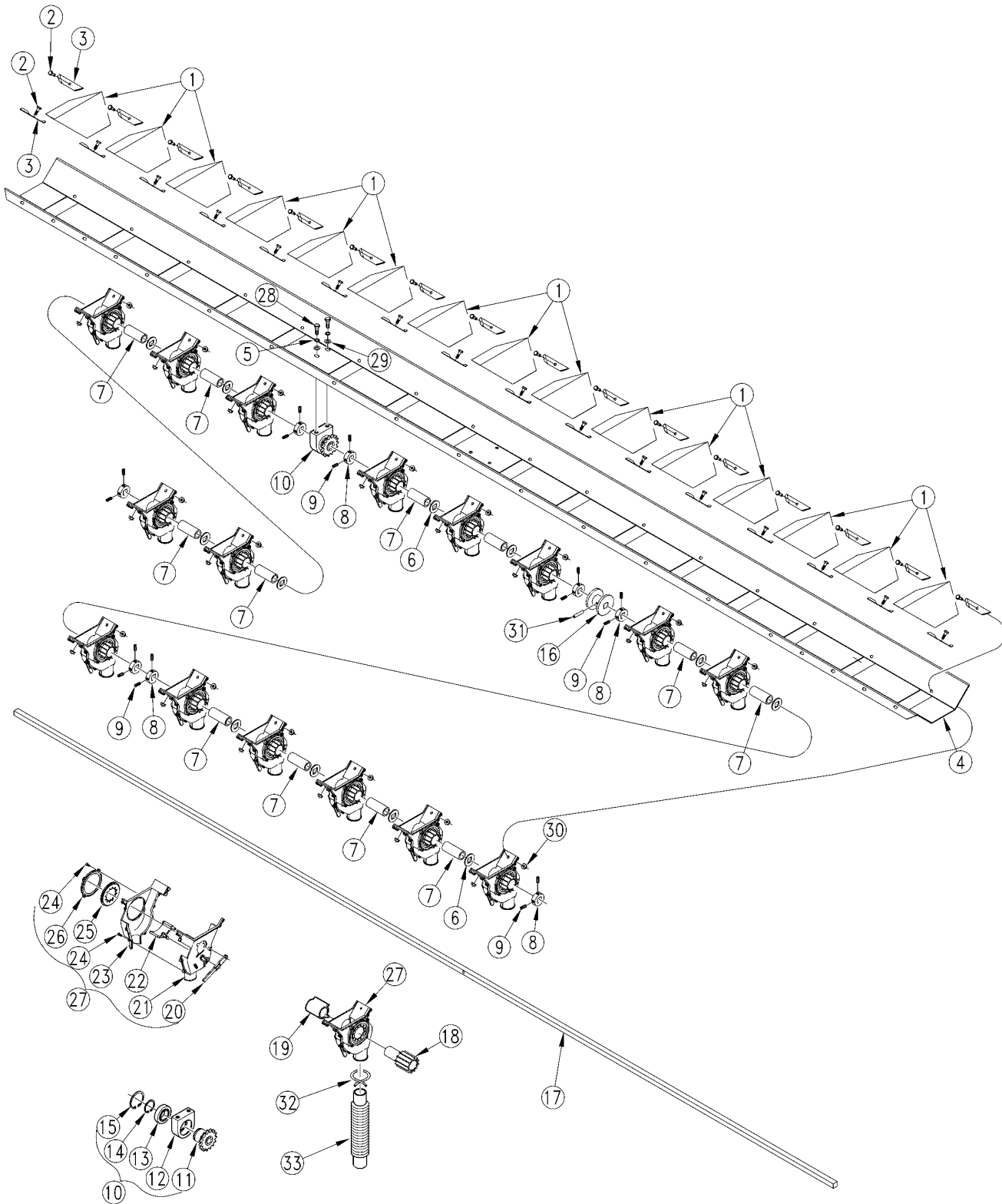
10" Feeder Cup Spacing LH

(Applies to 2S-2600, 2S-2600F only)

| Ref | Part No. | Part Description | Comments | Revision |
|-----|----------|--------------------------------|----------|----------|
| | dwg17246 | Image No. | | |
| 1. | 118-338D | 7 1/4 BOX DVDR FOR 7 1/2 ROW | | |
| 2. | 802-004C | HHCS 1/4-20X3/4 GR5 | | |
| 3. | 118-341D | 2SNT SEED BOX DIVIDER CLIP | | |
| 4. | 195-246D | 2600-10 16RW FEEDER CUP TRAYLH | | |
| 5. | 804-012C | WASHER FLAT 3/8 SAE PLT | | |
| 6. | 804-031C | WASHER RETAINING | | |
| 7. | 175-280D | 13' EW SPACER TUBE X 5.704 | | |
| 8. | 890-350C | 5/8 SHAFT LOCKING COLLAR | | |
| 9. | 801-035C | SCREW SET 5/16-18 SKT KP X 3/8 | | |
| 10. | 118-226S | FEEDER CUP BEARING ASSEMBLY | | |
| 11. | 118-508D | BEARING HUB 40A15 | | |
| 12. | 118-336D | FEEDER CUP BEARING HOUSING | | |
| 13. | 822-103C | BRG 30IDX55OD MM | | |
| 14. | 800-004C | SNAP RING EXT BASIC 1 3/16 | | |
| 15. | 800-107C | SNAP RING INTERNAL 2.165 | | |
| 16. | 109-091D | MACHINED ADJUSTMENT SPOOL | | |
| 17. | 175-233D | 13' EW FD CUP SQ DRIVE BAR | | |
| 18. | 890-190C | PM SEED CUP SPROCKET | | |
| 19. | 817-074C | SEED CUP SLEEVE | | |
| 20. | 817-071C | SEED CUP ADJUSTMENT HANDLE | | |
| 21. | 817-069C | SEED CUP RIGHT HALF | | |
| 22. | 817-070C | SEED CUP DOOR | | |
| 23. | 817-068C | SEED CUP LEFT HALF | | |
| 24. | 801-057C | SCR SELF TAP 8X3/8 TYPE25 BT | | |
| 25. | 817-004C | NYLON WASHER-SPLIT | | |
| 26. | 817-073C | SEED CUP WASHER RETAINER | | |
| 27. | 817-075C | SEED CUP ASSEMBLY | | |
| 28. | 802-014C | HHCS 3/8-16X3/4 GR5 | | |
| 29. | 804-013C | WASHER LOCK SPRING 3/8 PLT | | |
| 30. | 803-194C | NUT HEX WHIZ 1/4-20 PLT | | |
| 31. | 805-023C | PIN ROLL 3/16X1 1/4 PLT | | |
| 32. | 800-009C | CLAMP HOSE 1 5/8 NO. 26 | | |
| 33. | 816-239C | SEED HOSE 56 RIBS X 11 LONG | | |

10" Feeder Cup Spacing RH

(Applies to 2S-2600, 2S-2600F only)



17247

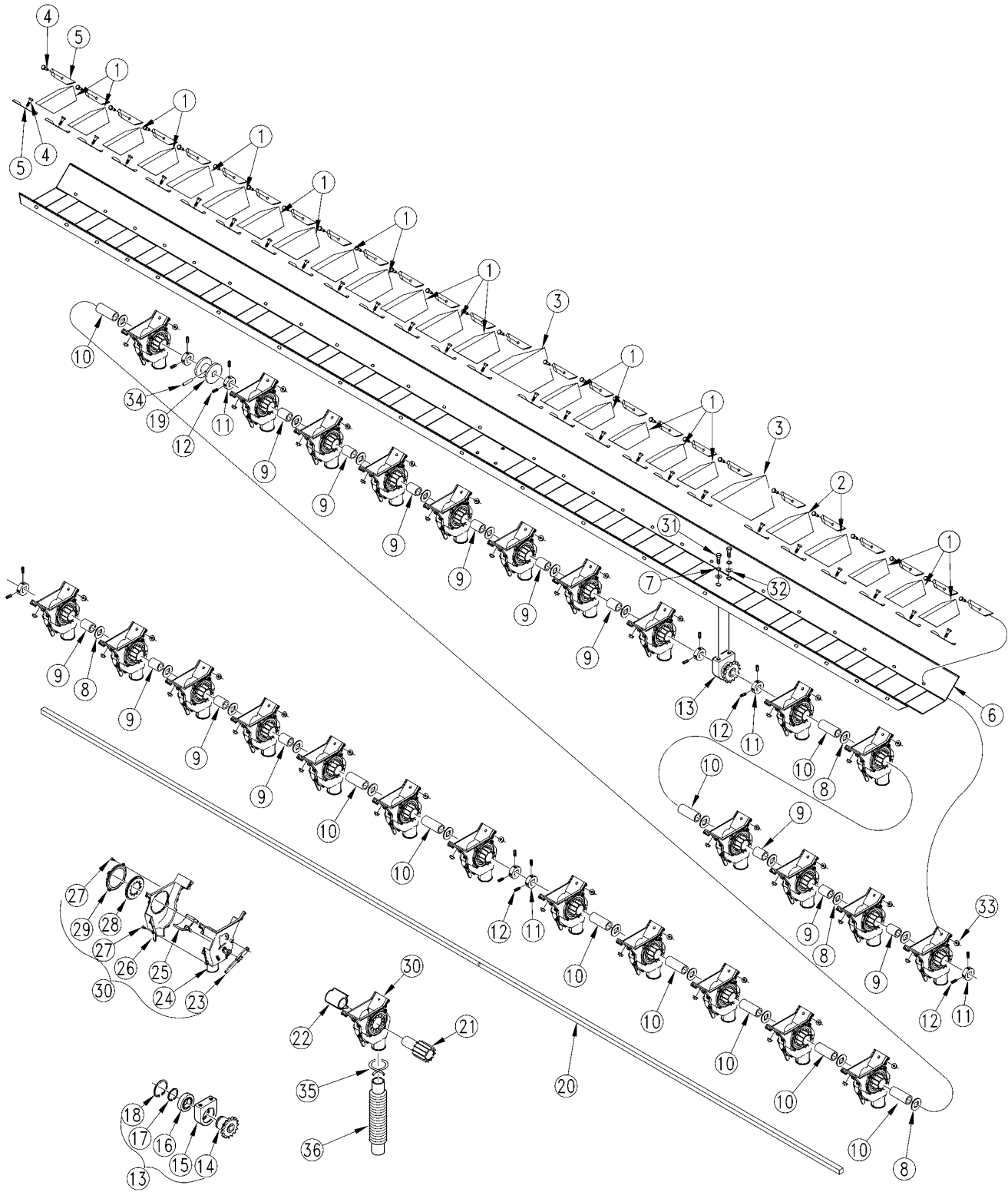
10" Feeder Cup Spacing RH

(Applies to 2S-2600, 2S-2600F only)

| Ref | Part No. | Part Description | Comments | Revision |
|-----|----------|--------------------------------|----------|----------|
| | dwg17247 | Image No. | | |
| 1. | 118-338D | 7 1/4 BOX DVDR FOR 7 1/2 ROW | | |
| 2. | 802-004C | HHCS 1/4-20X3/4 GR5 | | |
| 3. | 118-341D | 2SNT SEED BOX DIVIDER CLIP | | |
| 4. | 195-238D | 2600-10 16RW FEEDER CUP TRAYRH | | |
| 5. | 804-012C | WASHER FLAT 3/8 SAE PLT | | |
| 6. | 804-031C | WASHER RETAINING | | |
| 7. | 175-280D | 13' EW SPACER TUBE X 5.704 | | |
| 8. | 890-350C | 5/8 SHAFT LOCKING COLLAR | | |
| 9. | 801-035C | SCREW SET 5/16-18 SKT KP X 3/8 | | |
| 10. | 118-226S | FEEDER CUP BEARING ASSEMBLY | | |
| 11. | 118-508D | BEARING HUB 40A15 | | |
| 12. | 118-336D | FEEDER CUP BEARING HOUSING | | |
| 13. | 822-103C | BRG 30IDX55OD MM | | |
| 14. | 800-004C | SNAP RING EXT BASIC 1 3/16 | | |
| 15. | 800-107C | SNAP RING INTERNAL 2.165 | | |
| 16. | 109-091D | MACHINED ADJUSTMENT SPOOL | | |
| 17. | 175-233D | 13' EW FD CUP SQ DRIVE BAR | | |
| 18. | 890-190C | PM SEED CUP SPROCKET | | |
| 19. | 817-074C | SEED CUP SLEEVE | | |
| 20. | 817-071C | SEED CUP ADJUSTMENT HANDLE | | |
| 21. | 817-069C | SEED CUP RIGHT HALF | | |
| 22. | 817-070C | SEED CUP DOOR | | |
| 23. | 817-068C | SEED CUP LEFT HALF | | |
| 24. | 801-057C | SCR SELF TAP 8X3/8 TYPE25 BT | | |
| 25. | 817-004C | NYLON WASHER-SPLIT | | |
| 26. | 817-073C | SEED CUP WASHER RETAINER | | |
| 27. | 817-075C | SEED CUP ASSEMBLY | | |
| 28. | 802-014C | HHCS 3/8-16X3/4 GR5 | | |
| 29. | 804-013C | WASHER LOCK SPRING 3/8 PLT | | |
| 30. | 803-194C | NUT HEX WHIZ 1/4-20 PLT | | |
| 31. | 805-023C | PIN ROLL 3/16X1 1/4 PLT | | |
| 32. | 800-009C | CLAMP HOSE 1 5/8 NO. 26 | | |
| 33. | 816-239C | SEED HOSE 56 RIBS X 11 LONG | | |

6" Feeder Cup Spacing LH

(Applies to 2S-2600, 2S-2600F only)



17242

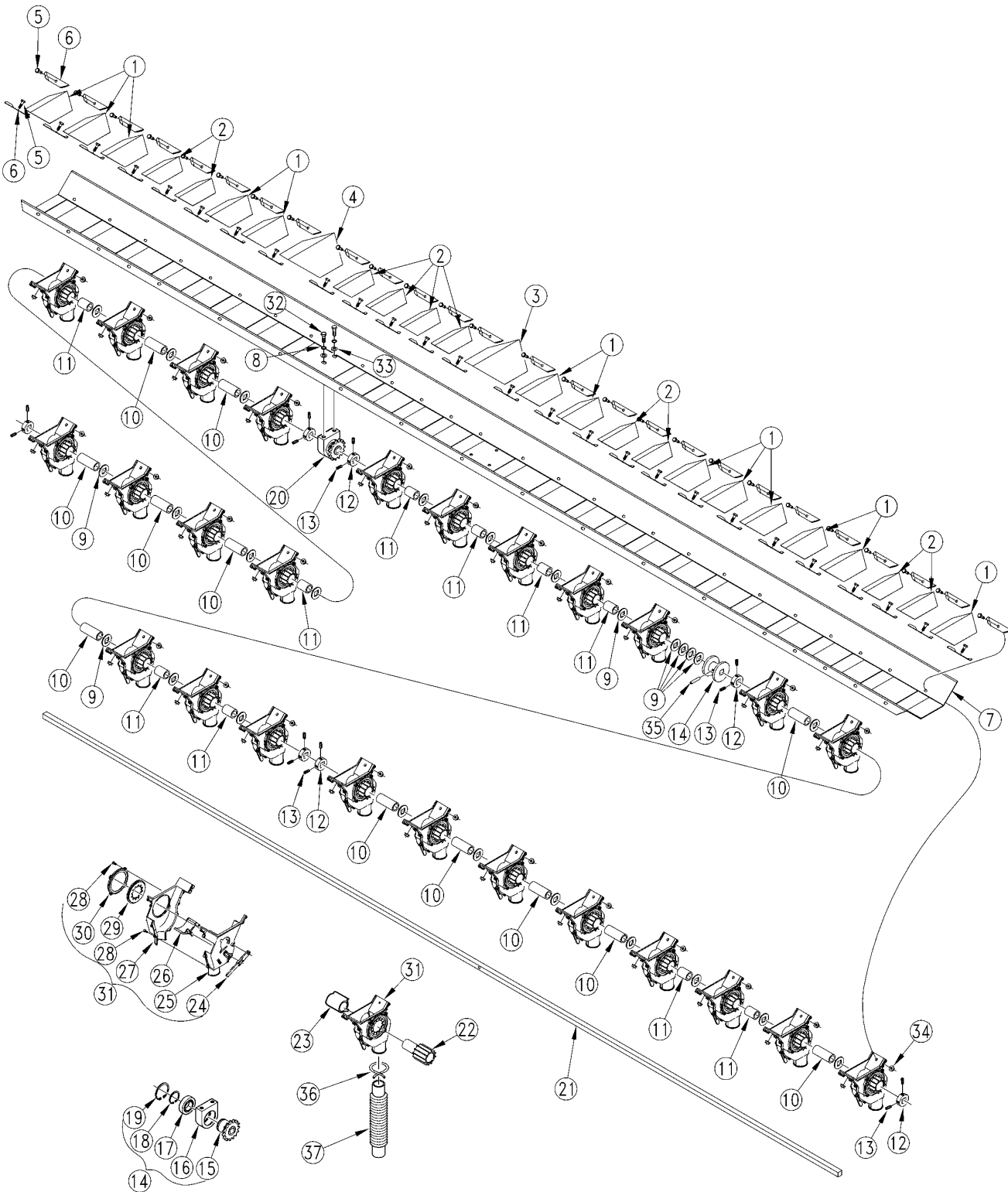
6" Feeder Cup Spacing LH

(Applies to 2S-2600, 2S-2600F only)

| Ref | Part No. | Part Description | Comments | Revision |
|-----|----------|--------------------------------|----------|----------|
| | dwg17242 | Image No. | | |
| 1. | 118-431D | 3 BOX DIVIDER FOR 4 7/8 ROW | | |
| 2. | 118-433D | BOX DVDR 4.00 X 60DEG | | |
| 3. | 118-432D | 6 5/8 BOX DVDR FOR 8 1/2 ROW | | |
| 4. | 802-004C | HHCS 1/4-20X3/4 GR5 | | |
| 5. | 118-341D | 2SNT SEED BOX DIVIDER CLIP | | |
| 6. | 195-244D | 2600-6 26RW FEEDER CUP TRAY LH | | |
| 7. | 804-012C | WASHER FLAT 3/8 SAE PLT | | |
| 8. | 804-031C | WASHER RETAINING | | |
| 9. | 118-434D | SPACER TUBE X 1.454 | | |
| 10. | 152-044D | 2.454 FEEDER CUP SPACER | | |
| 11. | 890-350C | 5/8 SHAFT LOCKING COLLAR | | |
| 12. | 801-035C | SCREW SET 5/16-18 SKT KP X 3/8 | | |
| 13. | 118-226S | FEEDER CUP BEARING ASSEMBLY | | |
| 14. | 118-508D | BEARING HUB 40A15 | | |
| 15. | 118-336D | FEEDER CUP BEARING HOUSING | | |
| 16. | 822-103C | BRG 30IDX55OD MM | | |
| 17. | 800-004C | SNAP RING EXT BASIC 1 3/16 | | |
| 18. | 800-107C | SNAP RING INTERNAL 2.165 | | |
| 19. | 109-091D | MACHINED ADJUSTMENT SPOOL | | |
| 20. | 175-233D | 13' EW FD CUP SQ DRIVE BAR | | |
| 21. | 890-190C | PM SEED CUP SPROCKET | | |
| 22. | 817-074C | SEED CUP SLEEVE | | |
| 23. | 817-071C | SEED CUP ADJUSTMENT HANDLE | | |
| 24. | 817-069C | SEED CUP RIGHT HALF | | |
| 25. | 817-070C | SEED CUP DOOR | | |
| 26. | 817-068C | SEED CUP LEFT HALF | | |
| 27. | 801-057C | SCR SELF TAP 8X3/8 TYPE25 BT | | |
| 28. | 817-004C | NYLON WASHER-SPLIT | | |
| 29. | 817-073C | SEED CUP WASHER RETAINER | | |
| 30. | 817-075C | SEED CUP ASSEMBLY | | |
| 31. | 802-014C | HHCS 3/8-16X3/4 GR5 | | |
| 32. | 804-013C | WASHER LOCK SPRING 3/8 PLT | | |
| 33. | 803-194C | NUT HEX WHIZ 1/4-20 PLT | | |
| 34. | 805-023C | PIN ROLL 3/16X1 1/4 PLT | | |
| 35. | 800-009C | CLAMP HOSE 1 5/8 NO. 26 | | |
| 36. | 816239C | SEED HOSE 56 RIBS X 11 LONG | | |

6" Feeder Cup Spacing RH

(Applies to 2S-2600, 2S-2600F only)



17243

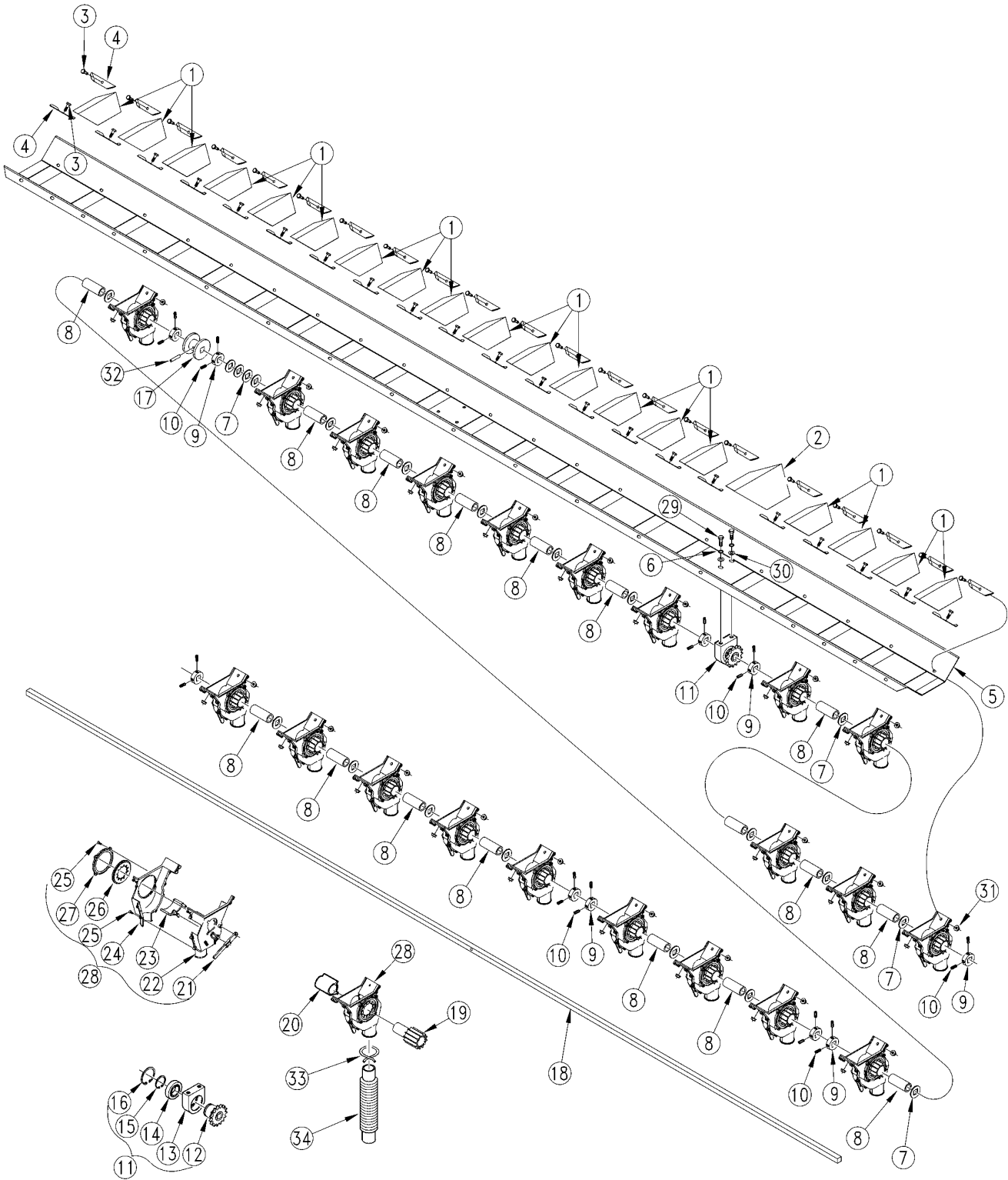
6" Feeder Cup Spacing RH

(Applies to 2S-2600, 2S-2600F only)

| Ref | Part No. | Part Description | Comments | Revision |
|-----|----------|--------------------------------|----------|----------|
| | dwg17243 | Image No. | | |
| 1. | 118-433D | BOX DVDR 4.00 X 60DEG | | |
| 2. | 118-431D | 3 BOX DIVIDER FOR 4 7/8 ROW | | |
| 3. | 118-437D | BOX DVDR 5.13 X 60DEG | | |
| 4. | 118-432D | 6 5/8 BOX DVDR FOR 8 1/2 ROW | | |
| 5. | 802-004C | HHCS 1/4-20X3/4 GR5 | | |
| 6. | 118-341D | 2SNT SEED BOX DIVIDER CLIP | | |
| 7. | 195-236D | 2600-6 26RW FEEDER CUP TRAY RH | | |
| 8. | 804-012C | WASHER FLAT 3/8 SAE PLT | | |
| 9. | 804-031C | WASHER RETAINING | | |
| 10. | 118-434D | SPACER TUBE X 1.454 | | |
| 11. | 152-044D | 2.454 FEEDER CUP SPACER | | |
| 12. | 890-350C | 5/8 SHAFT LOCKING COLLAR | | |
| 13. | 801-035C | SCREW SET 5/16-18 SKT KP X 3/8 | | |
| 14. | 118-226S | FEEDER CUP BEARING ASSEMBLY | | |
| 15. | 118-508D | BEARING HUB 40A15 | | |
| 16. | 118-336D | FEEDER CUP BEARING HOUSING | | |
| 17. | 822-103C | BRG 30IDX55OD MM | | |
| 18. | 800-004C | SNAP RING EXT BASIC 1 3/16 | | |
| 19. | 800-107C | SNAP RING INTERNAL 2.165 | | |
| 20. | 109-091D | MACHINED ADJUSTMENT SPOOL | | |
| 21. | 175-233D | 13' EW FD CUP SQ DRIVE BAR | | |
| 22. | 890-190C | PM SEED CUP SPROCKET | | |
| 23. | 817-074C | SEED CUP SLEEVE | | |
| 24. | 817-071C | SEED CUP ADJUSTMENT HANDLE | | |
| 25. | 817-069C | SEED CUP RIGHT HALF | | |
| 26. | 817-070C | SEED CUP DOOR | | |
| 27. | 817-068C | SEED CUP LEFT HALF | | |
| 28. | 801-057C | SCR SELF TAP 8X3/8 TYPE25 BT | | |
| 29. | 817-004C | NYLON WASHER-SPLIT | | |
| 30. | 817-073C | SEED CUP WASHER RETAINER | | |
| 31. | 817-075C | SEED CUP ASSEMBLY | | |
| 32. | 802-014C | HHCS 3/8-16X3/4 GR5 | | |
| 33. | 804-013C | WASHER LOCK SPRING 3/8 PLT | | |
| 34. | 803-194C | NUT HEX WHIZ 1/4-20 PLT | | |
| 35. | 805-023C | PIN ROLL 3/16X1 1/4 PLT | | |
| 36. | 800-009C | CLAMP HOSE 1 5/8 NO. 26 | | |
| 37. | 816-239C | SEED HOSE 56 RIBS X 11 LONG | | |

7.5" Feeder Cup Spacing LH

(Applies to 2S-2600, 2S-2600F only)



17244

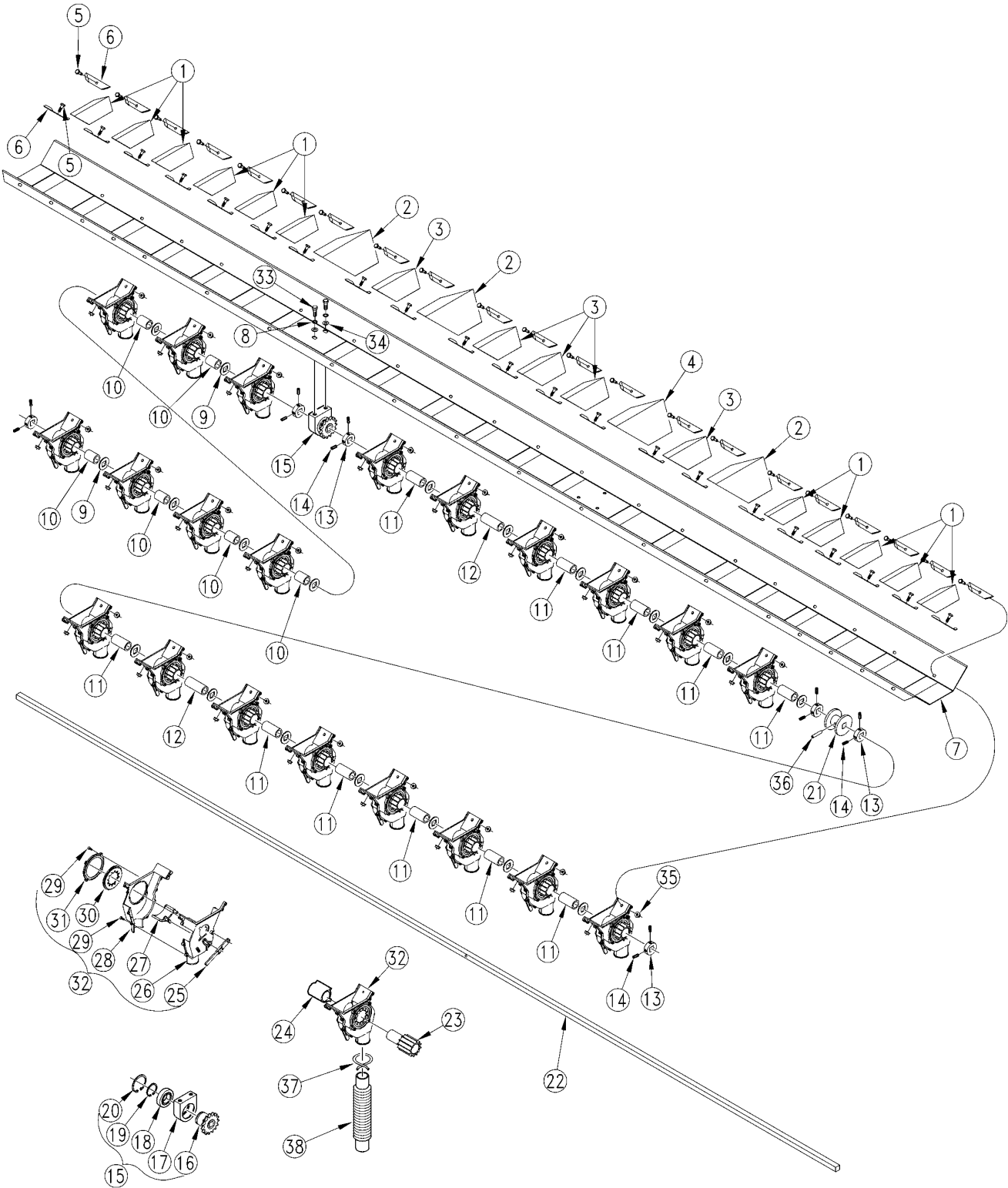
7.5" Feeder Cup Spacing LH

(Applies to 2S-2600, 2S-2600F only)

| Ref | Part No. | Part Description | Comments | Revision |
|-----|----------|----------------------------------|----------|----------|
| | dwg17244 | Image No. | | |
| 1. | 118-437D | BOX DVDR 5.13 X 60DEG | | |
| 2. | 118-467D | 7 1/16 BOX DIVIDER - 7 1/2 | | |
| 3. | 802-004C | HHCS 1/4-20X3/4 GR5 | | |
| 4. | 118-341D | 2SNT SEED BOX DIVIDER CLIP | | |
| 5. | 195-245D | 2600-7.5 26RW FEEDER CUP TRAY LH | | |
| 6. | 804-012C | WASHER FLAT 3/8 SAE PLT | | |
| 7. | 804-031C | WASHER RETAINING | | |
| 8. | 118-438D | SPACER TUBE X 3.579 | | |
| 9. | 890-350C | 5/8 SHAFT LOCKING COLLAR | | |
| 10. | 801-035C | SCREW SET 5/16-18 SKT KP X 3/8 | | |
| 11. | 118-226S | FEEDER CUP BEARING ASSEMBLY | | |
| 12. | 118-508D | BEARING HUB 40A15 | | |
| 13. | 118-336D | FEEDER CUP BEARING HOUSING | | |
| 14. | 822-103C | BRG 30IDX55OD MM | | |
| 15. | 800-004C | SNAP RING EXT BASIC 1 3/16 | | |
| 16. | 800-107C | SNAP RING INTERNAL 2.165 | | |
| 17. | 109-091D | MACHINED ADJUSTMENT SPOOL | | |
| 18. | 175-233D | 13' EW FD CUP SQ DRIVE BAR | | |
| 19. | 890-190C | PM SEED CUP SPROCKET | | |
| 20. | 817-074C | SEED CUP SLEEVE | | |
| 21. | 817-071C | SEED CUP ADJUSTMENT HANDLE | | |
| 22. | 817-069C | SEED CUP RIGHT HALF | | |
| 23. | 817-070C | SEED CUP DOOR | | |
| 24. | 817-068C | SEED CUP LEFT HALF | | |
| 25. | 801-057C | SCR SELF TAP 8X3/8 TYPE25 BT | | |
| 26. | 817-004C | NYLON WASHER-SPLIT | | |
| 27. | 817-073C | SEED CUP WASHER RETAINER | | |
| 28. | 817-075C | SEED CUP ASSEMBLY | | |
| 29. | 802-014C | HHCS 3/8-16X3/4 GR5 | | |
| 30. | 804-013C | WASHER LOCK SPRING 3/8 PLT | | |
| 31. | 803-194C | NUT HEX WHIZ 1/4-20 PLT | | |
| 32. | 805-023C | PIN ROLL 3/16X1 1/4 PLT | | |
| 33. | 800-009C | CLAMP HOSE 1 5/8 NO. 26 | | |
| 34. | 816-239C | SEED HOSE 56 RIBS X 11 LONG | | |

7.5" Feeder Cup Spacing RH

(Applies to 2S-2600, 2S-2600F only)



17245

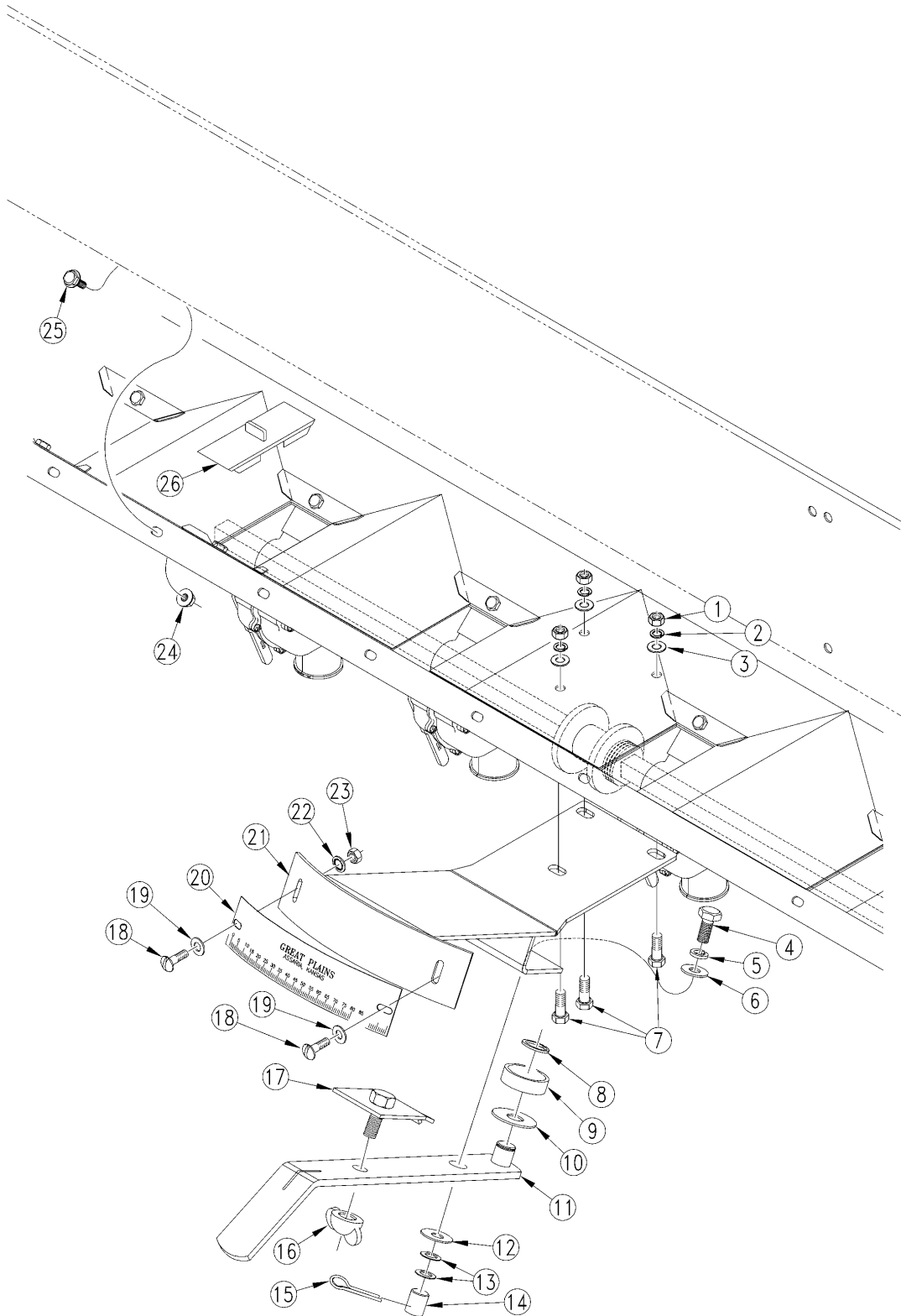
7.5" Feeder Cup Spacing RH

(Applies to 2S-2600, 2S-2600F only)

| Ref | Part No. | Part Description | Comments | Revision |
|-----|----------|--------------------------------|----------|----------|
| | dwg17245 | Image No. | | |
| 1. | 118-466D | 4 1/2 BOX DIVIDER - 7 1/2 | | |
| 2. | 118-432D | 6 5/8 BOX DVDER FOR 8 1/2 ROW | | |
| 3. | 118-437D | BOX DVDR 5.13 X 60DEG | | |
| 4. | 118-338D | 7 1/4 BOX DVDR FOR 7 1/2 ROW | | |
| 5. | 802-004C | HHCS 1/4-20X3/4 GR5 | | |
| 6. | 118-341D | 2SNT SEED BOX DIVIDER CLIP | | |
| 7. | 195-237D | 2600-7.5 21RW FEEDERCUP TRAYRH | | |
| 8. | 804-012C | WASHER FLAT 3/8 SAE PLT | | |
| 9. | 804-031C | WASHER RETAINING | | |
| 10. | 118-468D | SPACER TUBE X 2.954 | | |
| 11. | 118-438D | SPACER TUBE X 3.579 | | |
| 12. | 118-440D | SPACER TUBE X 5.079 | | |
| 13. | 890-350C | 5/8 SHAFT LOCKING COLLAR | | |
| 14. | 801-035C | SCREW SET 5/16-18 SKT KP X 3/8 | | |
| 15. | 118-226S | FEEDER CUP BEARING ASSEMBLY | | |
| 16. | 118-508D | BEARING HUB 40A15 | | |
| 17. | 118-336D | FEEDER CUP BEARING HOUSING | | |
| 18. | 822-103C | BRG 30IDX55OD MM | | |
| 19. | 800-004C | SNAP RING EXT BASIC 1 3/16 | | |
| 20. | 800-107C | SNAP RING INTERNAL 2.165 | | |
| 21. | 109-091D | MACHINED ADJUSTMENT SPOOL | | |
| 22. | 175-233D | 13' EW FD CUP SQ DRIVE BAR | | |
| 23. | 890-190C | PM SEED CUP SPROCKET | | |
| 24. | 817-074C | SEED CUP SLEEVE | | |
| 25. | 817-071C | SEED CUP ADJUSTMENT HANDLE | | |
| 26. | 817-069C | SEED CUP RIGHT HALF | | |
| 27. | 817-070C | SEED CUP DOOR | | |
| 28. | 817-068C | SEED CUP LEFT HALF | | |
| 29. | 801-057C | SCR SELF TAP 8X3/8 TYPE25 BT | | |
| 30. | 817-004C | NYLON WASHER-SPLIT | | |
| 31. | 817-073C | SEED CUP WASHER RETAINER | | |
| 32. | 817-075C | SEED CUP ASSEMBLY | | |
| 33. | 802-014C | HHCS 3/8-16X3/4 GR5 | | |
| 34. | 804-013C | WASHER LOCK SPRING 3/8 PLT | | |
| 35. | 803-194C | NUT HEX WHIZ 1/4-20 PLT | | |
| 36. | 805-023C | PIN ROLL 3/16X1 1/4 PLT | | |
| 37. | 800-009C | CLAMP HOSE 1 5/8 NO. 26 | | |
| 38. | 816-239C | SEED HOSE 56 RIBS X 11 LONG | | |

Adjustment Handle

(Applies to 2S-2600, 2S-2600F only)



16676

Adjustment Handle

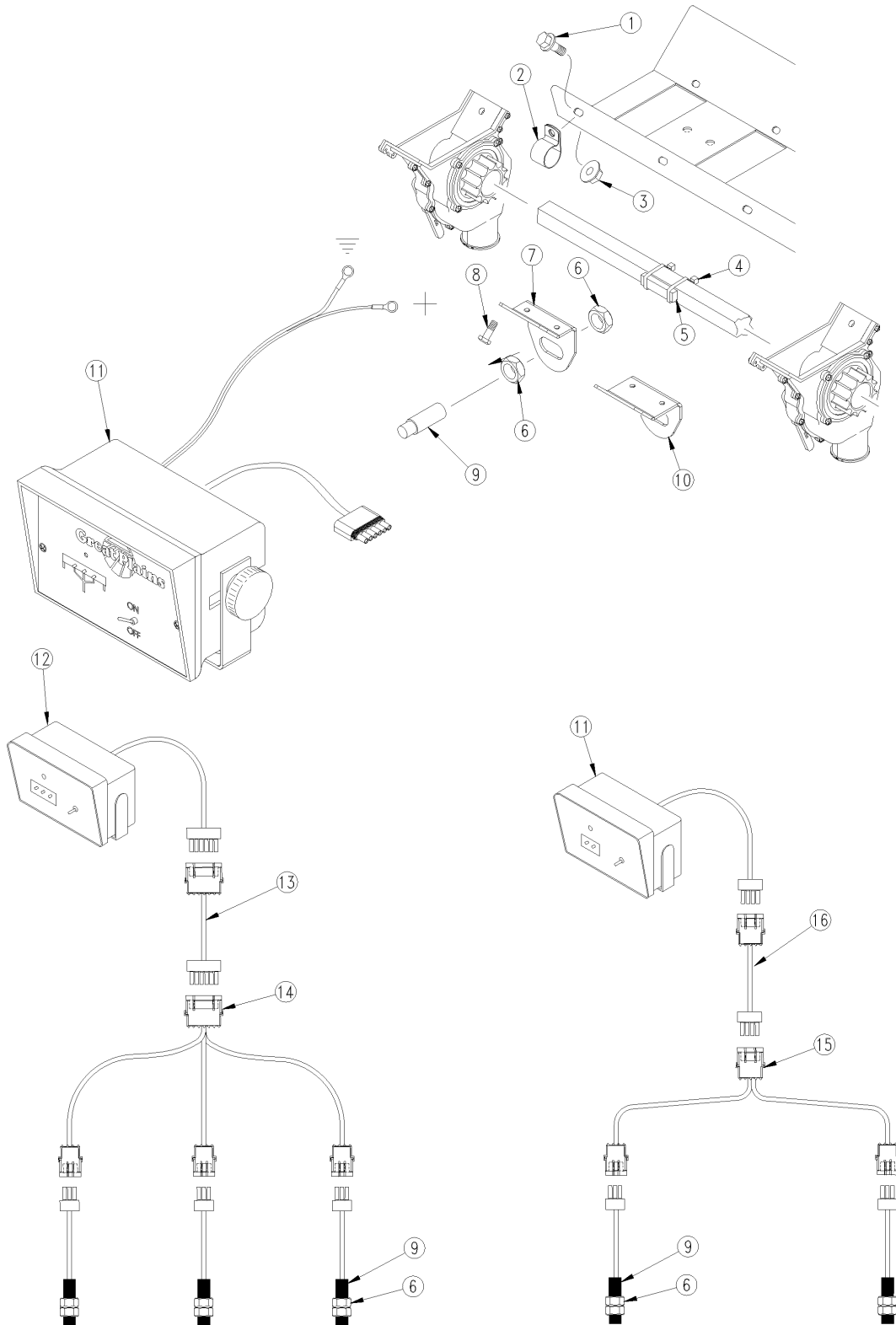
(Applies to 2S-2600, 2S-2600F only)

| Ref | Part No. | Part Description | Comments | Revision |
|------------|-----------------|--------------------------------|-----------------|-----------------|
| | dwg16676 | Image No. | | |
| 1. | 803-008C | NUT HEX 5/16-18 PLT | | |
| 2. | 804-009C | WASHER LOCK SPRING 5/16 PLT | | |
| 3. | 804-036C | WASHER FLAT 5/16 SAE PLT | | |
| 4. | 802-014C | HHCS 3/8-16X3/4 GR5 | | |
| 5. | 804-013C | WASHER LOCK SPRING 3/8 PLT | | |
| 6. | 804-012C | WASHER FLAT 3/8 SAE PLT | | |
| 7. | 802-007C | HHCS 5/16-18X3/4 GR5 | | |
| 8. | 800-003C | SNAP RING EXT 17 MM | | |
| 9. | 822-008C | BRG BALL 17IDX40OD 6203 | | |
| 10. | 804-001C | WASHER ADJ HANDLE BRG | | |
| 11. | 118-443H | SEED RATE ADJ HANDLE WLDMNT | | |
| 11. | 118-444H | SEED RATE ADJ WLDMNT | | |
| 12. | 804-021C | WASHER FLAT 5/8 SAE PLT | | |
| 13. | 804-040C | WASHER MACH 1.19 X .63 X 18GA | | |
| 14. | 109-069D | ADJUSTMENT HANDLE PIVOT | | |
| 15. | 805-016C | PIN COTTER 3/16 X 1 1/4 PLT | | |
| 16. | 803-016C | NUT WING 1/2-13 PLT | | |
| 17. | 109-025H | ADJ LOCK PLATE ASS'Y - 1 1/2 W | | |
| 18. | 801-001C | SCREW RD HD 8-32 X 3/8 BRASS | | |
| 19. | 804-003C | WASHER FLAT #8 BRASS | | |
| 20. | 819-109C | REAR SEED ADJ GUIDE 6 3/4 LONG | | |
| 20. | 819-001C | NAME PLATE ADJ. GUIDE LONG | | |
| 21. | 195-253H | REAR SEED RATE ADJ MOUNT WLDMT | | |
| 22. | 804-002C | WASHER INTERNAL STAR #8 BRASS | | |
| 23. | 803-035C | NUT HEX 8-32 BRASS | | |
| 24. | 803-088C | NUT HEX LOCK 1/4-20 FLG | | |
| 25. | 802-196C | HFSS 1/4-20X5/8 GR5 | | |
| 26. | 817-087C | 1 3/4 WIDE FEEDER CUP PLUG | | |

[Table of Contents](#) [Part Number Index](#)

Loup Shaft Monitor (2 Channel 116-282A) (3 Channel 116-283A)

(Applies to 2S-2600, 2S-2600F only)



34220

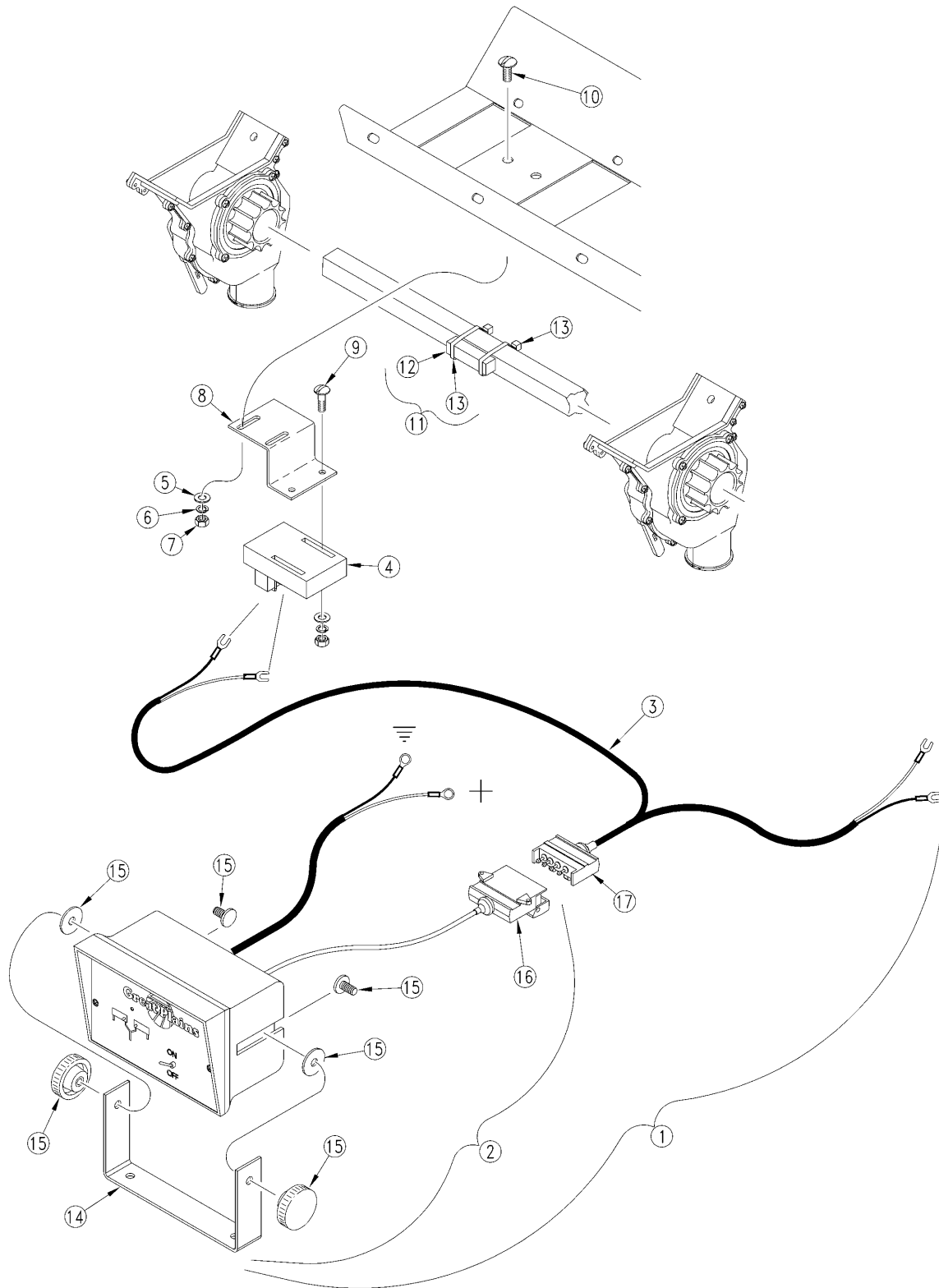
Loup Shaft Monitor (2 Channel 116-282A) (3 Channel 116-283A)

(Applies to 2S-2600, 2S-2600F only)

| Ref | Part No. | Part Description | Comments | Revision |
|------------|-----------------|--------------------------------|-----------------|-----------------|
| | dwg34220 | Image No. | | |
| 1. | 802-257C | HFSS 1/4-20X3/4 GR5 | | |
| 2. | 800-052C | HOSE CLIP 5/8 I.D. | | |
| 3. | 803-088C | NUT HEX LOCK 1/4-20 FLG | | |
| 4. | 770026 | CABLE TIE, NYLON | | |
| 5. | 540017 | MAGNET, ADHESIVE BACKED, LARGE | | |
| 6. | 710425 | NUT HEX JAM, PLASTIC M16 X 2 | | |
| 7. | 116-019D | SHAFT SENSOR MOUNT | | |
| 8. | 801-199C | SCR SELF TAP #10 X 3/4 | | |
| 9. | 253100 | LOUP SHAFT SENSOR 2&3 CHANNEL | | |
| 10. | 116-020D | SMALL CUP SENSOR MOUNT | | |
| 11. | 253017 | LOUP 3 CHANNEL SHAFT MONITOR | | |
| 12. | 253016 | LOUP 2 CHANNEL SHAFT MONITOR | | |
| 13. | 833-595C | SHAFT MONITOR EXT. 30' 6P WP | | |
| 14. | 318951 | HARNESS 3 SHAFT MONITOR LOUP | | |
| 15. | 253017 | LOUP 3 CHANNEL SHAFT MONITOR | | |
| 16. | 833-596C | SHAFT MONITOR EXT. 25' 4P WP | | |
| 17. | 318917 | HARNESS 2 SHAFT MONITOR LOUP | | |

Vansco Shaft Monitor (Option)

(Applies to 2S-2600, 2S-2600F only)



27009

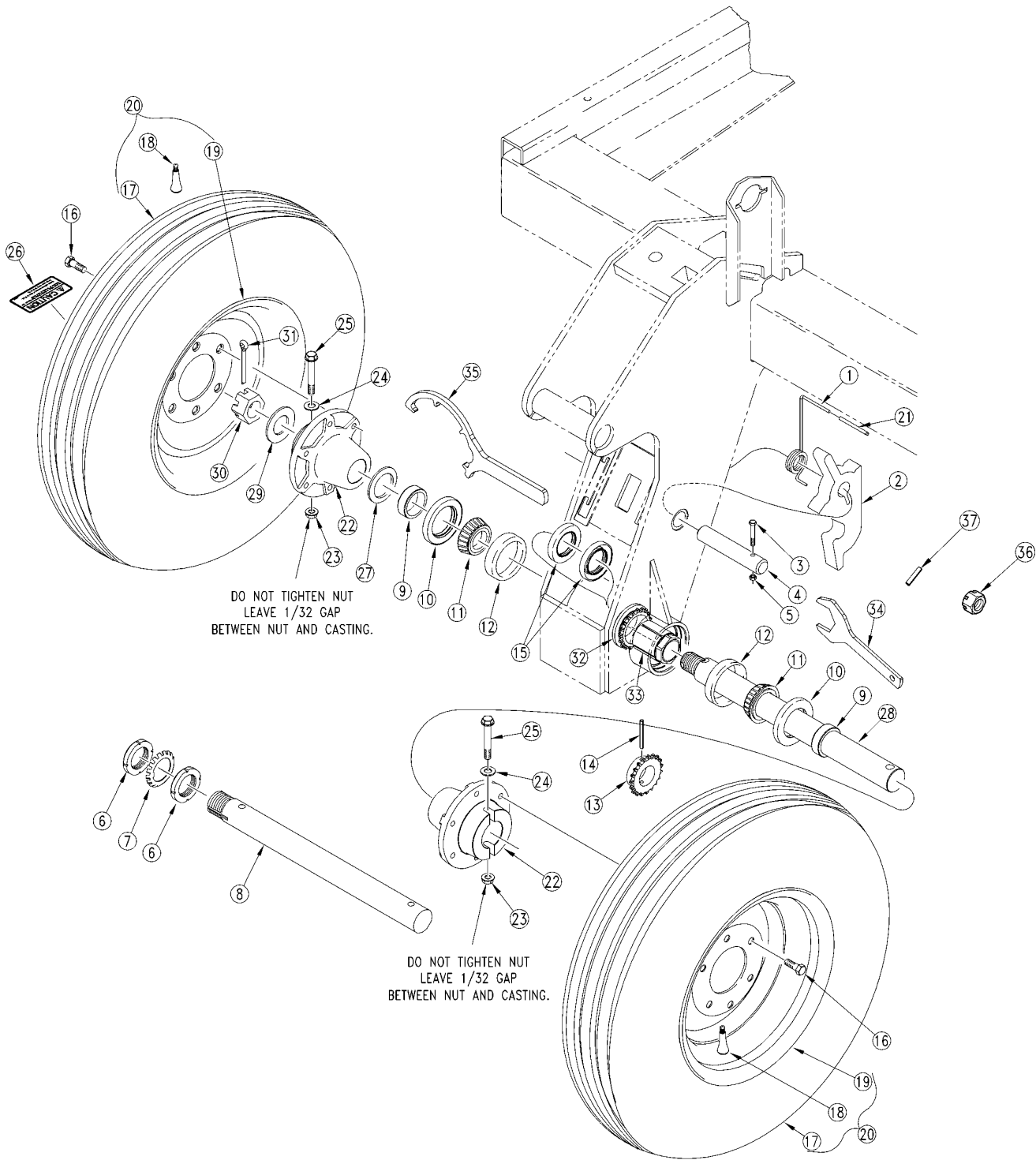
Vansco Shaft Monitor (Option)

(Applies to 2S-2600, 2S-2600F only)

| Ref | Part No. | Part Description | Comments | Revision |
|-----|--------------|--------------------------------|----------|----------|
| | dwg27009 | Image No. | | |
| 1. | 823-059C | VANSCO 2 CHANNEL SHAFT MONITOR | | |
| 1. | 823-060C | VANSCO 3 CHANNEL SHAFT MONITOR | | |
| 1. | 823-076C | VANSCO 2 CHNL SHAFT MNTR-2SNT | | |
| 2. | 253001 | VANSCO CONTROL BOX ASSY 2 CH | | |
| 2. | 253000 | VANSCO CONTROL BOX ASSY 3 CH | | |
| 3. | 253701 | VANSCO HARNESS 2 CH 40FT | | |
| 3. | 253700 | VANSCO HARNESS 3 CH 60FT | | |
| 4. | VA-080002 | REED SWITCH PICK-UP | | |
| 5. | 804-088C | WASHER FLAT #8 SAE PLT | | |
| 6. | 804-043C | WASHER LOCK #8 | | |
| 7. | 803-064C | NUT HEX 8-32 | | |
| 8. | 116-181D | VANSCO SWITCH BRACKET | | |
| 9. | 801-067C | SCREW RD HD 8-32 X 1 1/2LG PLT | | |
| 10. | 801-016C | SCREW RD HD 8-32 X 1/2 LG PLT | | |
| 11. | 116-132K | VANSCO MAGNET & CABLE TIE ASSY | | |
| 12. | 890-321C | VANSCO MAGNET | | |
| 13. | 800-112C | CABLE TIE .19X7.25 1.75D 50LB | | |
| 14. | VA-VMM253501 | MOUNTING BRACKET | | |
| 15. | VA-253307 | VANSCO MOUNTING KNOB KIT | | |
| 16. | VA-JX-B77 | BRYLITE CONSOLE END | | |
| 17. | VA-JX-B76 | BRYLITE HARNESS END | | |

Dual Gauge Wheel

(Applies to 2S-2600, 2S-2600F only)



17249

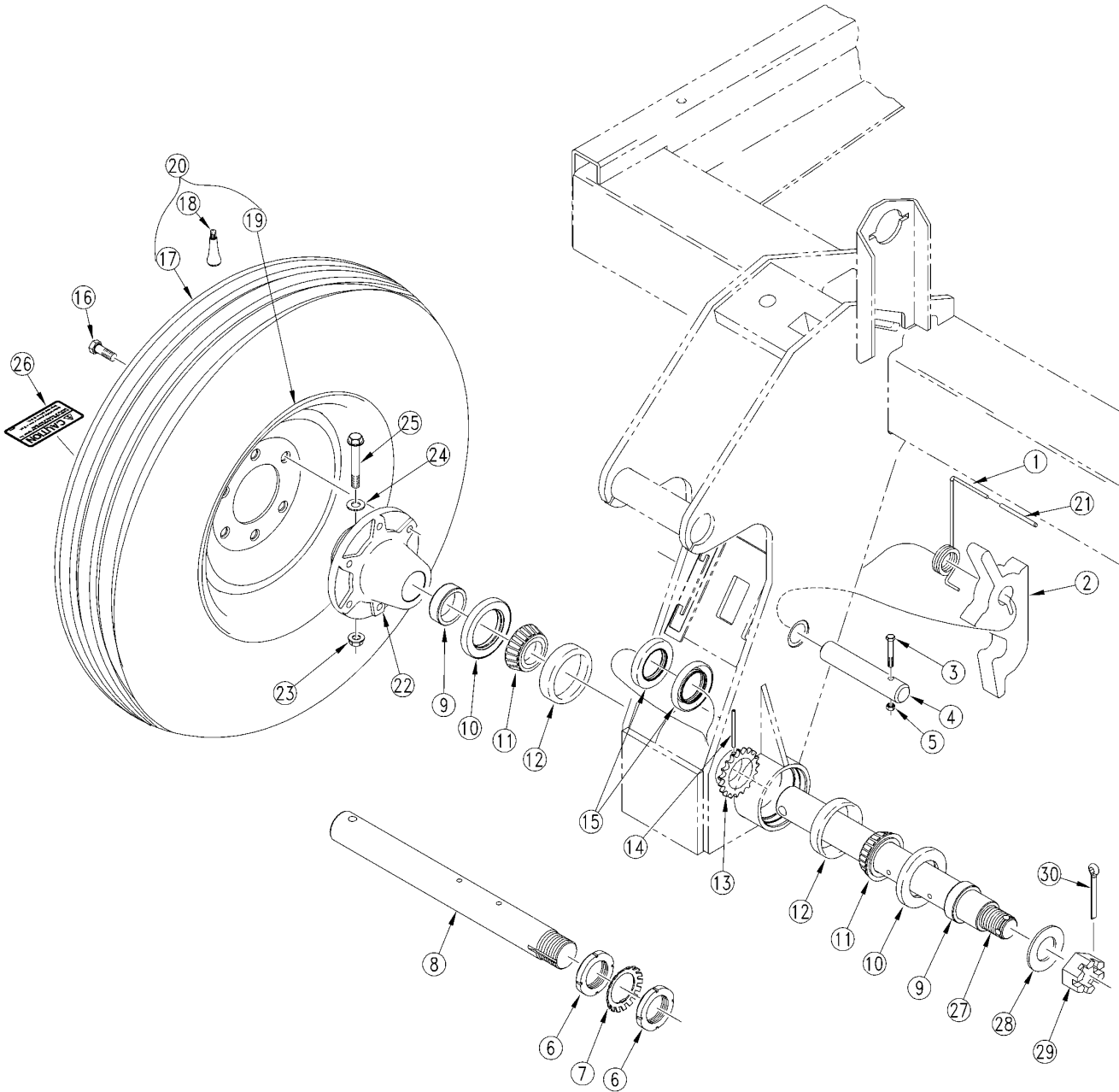
Dual Gauge Wheel

(Applies to 2S-2600, 2S-2600F only)

| Ref | Part No. | Part Description | Comments | Revision |
|------------|-----------------|--------------------------------|-----------------|-----------------|
| | dwg17249 | Image No. | | |
| 1. | 194-274D | 3S TORSION SPRING HANDLE RH | | |
| 1. | 194-273D | 3S TORSION SPRING HANDLE LH | | |
| 2. | 195-159D | SUBFRAME LOCK HOOK | | |
| 3. | 802-138C | HHCS 5/16-18X2 1/4 GR5 | | |
| 4. | 195-160D | GAUGE WHEEL LOCK PIN | | |
| 5. | 803-011C | NUT LOCK 5/16-18 PLT | | |
| 6. | 803-208C | NUT BEARING LOCK, TN-10 | | |
| 7. | 804-098C | WASHER BEARING LOCK, TW110 | | |
| 8. | 195-229D | SPNDLE 2"W/5/8 CROSS HOLE DUAL | | |
| 9. | 120-198D | AXLE SPACER TUBE | | |
| 10. | 816-138C | SEAL DBL LIP 2.5 ID X 3.881 OD | | |
| 11. | 822-117C | BEARING CONE 2 TIM33889 | | |
| 12. | 822-118C | BEARING CUP 2 TIM33821 | | |
| 13. | 808-287C | SPKT 50B19C2B W/5/16 HOLE | | |
| 13. | 808-097C | SPKT 40B19X2B W/5/16 HOLE | | |
| 14. | 805-030C | PIN ROLL 5/16 X 2 1/2 PLT | | |
| 15. | 816-012C | SEAL 3.375 X 2.0 X.438 CR20125 | | |
| 16. | 802-104C | BOLT WHEEL 1/2-20X1 90-DEG | | |
| 17. | 814-026C | TIRE 9.5L X 15 6 PLY RIB IMP | | |
| 18. | 816-035C | VALVE STEM TR415X.625X1 1/4 LG | | |
| 19. | 814-008C | WHEEL 8 X 15 X 6 BOLT | S/N DD1850- | |
| 19. | 814-540C | WHEEL 15X8 6 BOLT BUCKSKIN | S/N DD1851+ | |
| 20. | 161-046K | 6 BOLT WHL&TIRE 6 PLY TUBELESS | S/N DD1850- | |
| 20. | 161-026K | 6BLT WHL&TIRE 8PLY TUBLES BKSN | S/N DD1851+ | |
| 21. | 816-241C | RUBBER HANDLE GRIP.207IDX3 1/2 | | |
| 22. | 152-390D | 6-BOLT HEAVY DRIVE HUB 2 BORE | | |
| 23. | 803-263C | NUT HEX FLANGE LOCK 5/8-11 PLT | | |
| 24. | 804-095C | WASHER FLAT 5/8 HARD ASTM436 | | |
| 25. | 802-640C | HHCS 5/8-11X4 SPTHD GR8 | | |
| 26. | 818-751C | DECAL CAUTION TIRE 32 PSI | | |
| 27. | 195-234D | WASHER FLAT 2 ID X 2 5/8 X 10G | | |
| 28. | 195-265D | SPNDL 2 X 24.70 W/ 1.5-12 THD | | |
| 28. | 195-351D | SPNDL 2 X 24.7 1.5-12THD NOHLE | | |
| 29. | 804-182C | WASHER HARD 1 1/2 MILCARB GR8 | | |
| 30. | 803-239C | NUT HEX SLOTTED 1 1/2-12 | | |
| 31. | 805-148C | PIN COTTER 3/8 X 3 PLT | | |
| 32. | 808-413C | SPKT 50B19 2.88 KEYLESS BORE | | |
| 33. | 891-137C | HUB KEYLESS 2.0 BORE X 2.88 OD | | |
| 34. | 195-352D | WRENCH OPEN END 2 1/2 | | |
| 35. | 195-355D | WRENCH SPANNER 6 BOLT HUB | | |
| 36. | 195-398H | DRIVE SPROCKET TORQUING NUT | | |
| 37. | 805-249C | PIN ROLL 3/8 X 2 PLT | | |

Single Gauge Wheel

(Applies to 2S-2600, 2S-2600F only)



17248

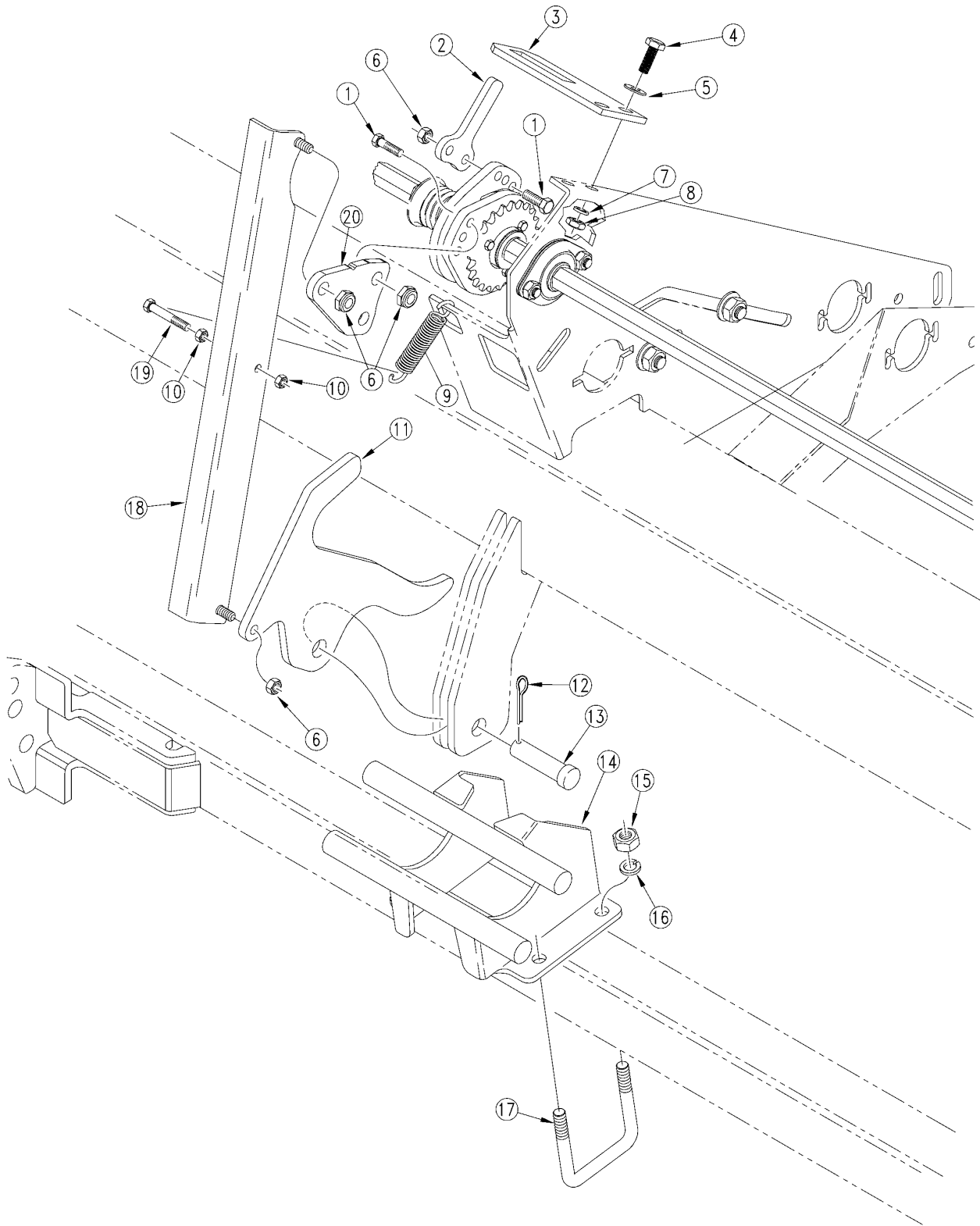
Single Gauge Wheel

(Applies to 2S-2600, 2S-2600F only)

| Ref | Part No. | Part Description | Comments | Revision |
|-----|----------|--------------------------------|-------------|----------|
| | dwg17248 | Image No. | | |
| 1. | 194-274D | 3S TORSION SPRING HANDLE RH | | |
| 1. | 194-273D | 3S TORSION SPRING HANDLE LH | | |
| 2. | 195-159D | SUBFRAME LOCK HOOK | | |
| 3. | 802-138C | HHCS 5/16-18X2 1/4 GR5 | | |
| 4. | 195-160D | GAUGE WHEEL LOCK PIN | | |
| 5. | 803-011C | NUT LOCK 5/16-18 PLT | | |
| 6. | 803-208C | NUT BEARING LOCK, TN-10 | | |
| 7. | 804-098C | WASHER BEARING LOCK, TW110 | | |
| 8. | 195-230D | SPNDLE 2"W/5/8 CROSS HOLE SNGL | | |
| 9. | 120-198D | AXLE SPACER TUBE | | |
| 10. | 816-138C | SEAL DBL LIP 2.5 ID X 3.881 OD | | |
| 11. | 822-117C | BEARING CONE 2 TIM33889 | | |
| 12. | 822-118C | BEARING CUP 2 TIM33821 | | |
| 13. | 808-287C | SPKT 50B19C2B W/5/16 HOLE | | |
| 13. | 808-097C | SPKT 40B19X2B W/5/16 HOLE | | |
| 14. | 805-030C | PIN ROLL 5/16 X 3 PLT | | |
| 15. | 816-012C | SEAL 3.375 X 2.0 X.438 CR20125 | | |
| 16. | 802-104C | BOLT WHEEL 1/2-20X1 90-DEG | | |
| 17. | 814-026C | TIRE 9.5L X 15 6 PLY RIB IMP | | |
| 18. | 816-035C | VALVE STEM TR415X.625X1 1/4 LG | | |
| 19. | 814-008C | WHEEL 8 X 15 X 6 BOLT | S/N DD1850- | |
| 19. | 814-540C | WHEEL 15X8 6 BOLT BUCKSKIN | S/N DD1851+ | |
| 20. | 161-046K | 6 BOLT WHL&TIRE 6 PLY TUBELESS | S/N DD1850- | |
| 20. | 161-026K | 6BLT WHL&TIRE 8PLY TUBLES BKSN | S/N DD1851+ | |
| 21. | 816-241C | RUBBER HANDLE GRIP.207IDX3 1/2 | | |
| 22. | 152-390D | 6-BOLT HEAVY DRIVE HUB 2 BORE | | |
| 23. | 803-263C | NUT HEX FLANGE LOCK 5/8-11 PLT | | |
| 24. | 804-095C | WASHER FLAT 5/8 HARD ASTM F436 | | |
| 25. | 802-640C | HHCS 5/8-11X4 SPTHD GR5 | | |
| 26. | 818-751C | DECAL CAUTION TIRE 32 PSI | | |
| 27. | 195-266D | SPNDL 2 X 19.20 W/ 1.5-12 THD | | |
| 28. | 804-182C | WASHER HARD 1 1/2 MILCARB GR8 | | |
| 29. | 803-239C | NUT HEX SLOTTED 1 1/2-12 | | |
| 30. | 805-148C | PIN COTTER 3/8 X 3 PLT | | |

Clutch Linkage

(Applies to 2S-2600, 2S-2600F only)



17253

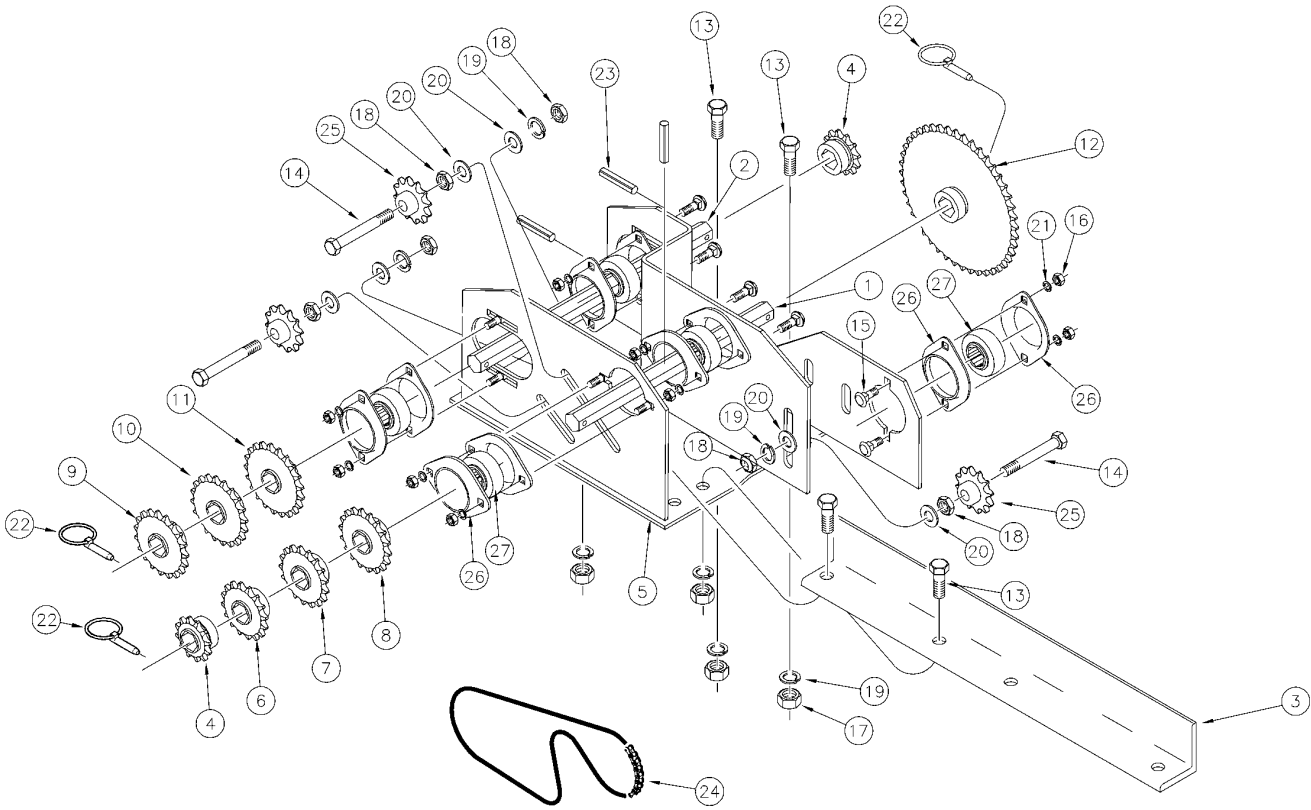
Clutch Linkage

(Applies to 2S-2600, 2S-2600F only)

| Ref | Part No. | Part Description | Comments | Revision |
|-----|----------|--------------------------------|----------|----------|
| | dwg17253 | Image No. | | |
| 1. | 802-017C | HHCS 3/8-16X1 GR5 | | |
| 2. | 152-262D | CLUTCH ENGAGE ARM | | |
| 3. | 152-263D | CLUTCH ENGAGE TAB | | |
| 4. | 802-079C | HHCS 3/8-16X1 1/4 GR5 | | |
| 5. | 804-011C | WASHER FLAT 3/8 USS PLT | | |
| 6. | 803-215C | NUT NYLOCK JAM THIN 3/8-16 PLT | | |
| 7. | 804-013C | WASHER LOCK SPRING 3/8 PLT | | |
| 8. | 803-014C | NUT HEX 3/8-16 PLT | | |
| 9. | 807-072C | SPRING EXT 1 1/16 ODX.120WX5.5 | | |
| 10. | 803-008C | NUT HEX 5/16-18 PLT | | |
| 11. | 195-144D | CLUTCH SHUTOFF CAM, 00 SERIES | | |
| 12. | 805-109C | PIN COTTER 1/8 X 1 1/4 PLT | | |
| 13. | 805-083C | PIN CLEVIS 3/4 X 1 1/2 | | |
| 14. | 195-131H | SUBFRM CLUTCH BRKT,SOLID STAND | | |
| 15. | 803-020C | NUT HEX 1/2-13 PLT | | |
| 16. | 804-015C | WASHER LOCK SPRING 1/2 PLT | | |
| 17. | 806-109C | RPBY 806-066C | | |
| 18. | 195-130H | CLUTCH SHUTOFF LINK, 00 SERIES | | |
| 19. | 802-012C | HHCS 5/16-18X1 1/2 GR5 | | |
| 20. | 195-254D | CLUTCH PULL TAB | | |

Fertilizer Drive Subassembly

(Applies to 2S-2600, 2S-2600F only)



16476

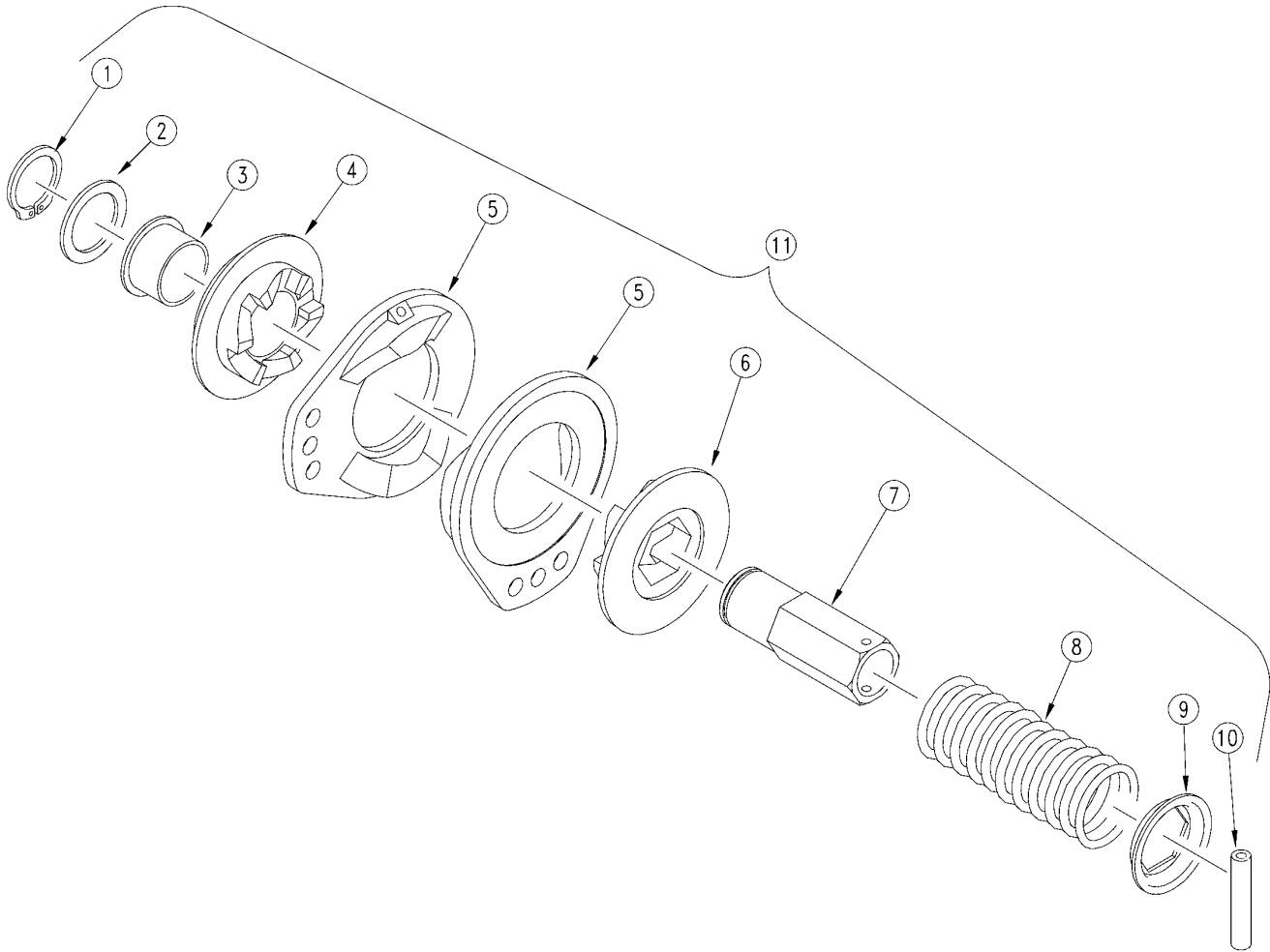
Fertilizer Drive Subassembly

(Applies to 2S-2600, 2S-2600F only)

| Ref | Part No. | Part Description | Comments | Revision |
|------------|-----------------|--------------------------------|-----------------|-----------------|
| | dwg16476 | Image No. | | |
| 1. | 195-209D | HEX SHAFT 7/8,FERT JACKSHAFT 1 | | |
| 2. | 195-210D | HEX SHAFT 7/8,FERT JACKSHAFT 2 | | |
| 3. | 195-212D | ANGLE, FERTILIZER DRIVE MOUNT | | |
| 4. | 808-260C | SPKT 40B12 X 7/8 HEX BORE | | |
| 5. | 195-145H | FERTILIZER DRIVE WELDMENT LH | Shown. | |
| 5. | 195-250H | FERTILIZER DRIVE WELDMENT RH | | |
| 6. | 195-153H | SPKT 40B16T X 7/8 HEX BORE | | |
| 7. | 195-154H | SPKT 40B17T X 7/8 HEX BORE | | |
| 8. | 195-155H | SPKT 40B18T X 7/8 HEX BORE | | |
| 9. | 195-156H | SPKT 40B19T X 7/8 HEX BORE | | |
| 10. | 195-157H | SPKT 40B20T X 7/8 HEX BORE | | |
| 11. | 195-158H | SPKT 40B21T X 7/8 HEX BORE | | |
| 12. | 195-159H | SPKT 40B44T X 7/8 HEX BORE | | |
| 13. | 802-034C | HHCS 1/2-13X1 1/4 GR5 | | |
| 14. | 802-041C | HHCS 1/2-13X3 1/2 GR5 | | |
| 15. | 802-282C | RHSNB 5/16-18X1 GR5 | | |
| 16. | 803-008C | NUT HEX 5/16-18 PLT | | |
| 17. | 803-020C | NUT HEX 1/2-13 PLT | | |
| 18. | 803-036C | NUT HEX JAM 1/2-13 PLT | | |
| 19. | 804-015C | WASHER LOCK SPRING 1/2 PLT | | |
| 20. | 804-113C | WASHER FLAT 1/2 USS HARD PLT | | |
| 21. | 804-009C | WASHER LOCK SPRING 5/16 PLT | | |
| 22. | 805-240C | PIN LINCH 3/16 X 1 9/16 LONG | | |
| 23. | 805-180C | PIN ROLL 1/4 X 1 1/2 LG PLT | | |
| 24. | 136-027D | CHAIN RL #40 57 PITCHES | | |
| 25. | 817-025C | NO. 40 12T IDLER SPKT. | | |
| 26. | 822-032C | FLANGETTE 52 MST | | |
| 27. | 822-119C | BRG 7/8HEXX2.05OD SPH | | |

Jaw Clutch (176-042S)

(Applies to 2S-2600, 2S-2600F only)



10249

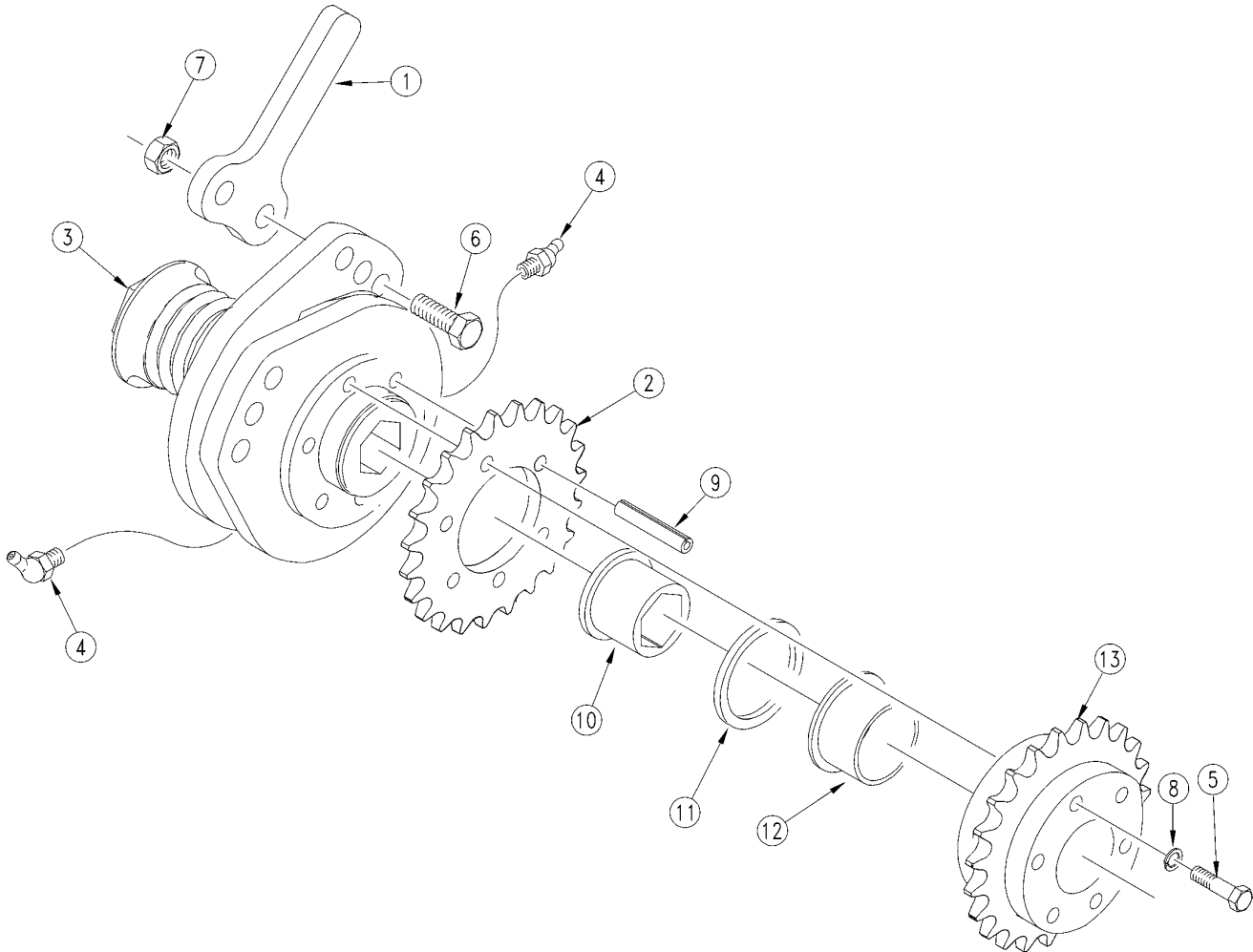
Jaw Clutch (176-042S)

(Applies to 2S-2600, 2S-2600F only)

| Ref | Part No. | Part Description | Comments | Revision |
|------------|-----------------|------------------------------|-----------------|-----------------|
| | dwg10249 | Image No. | | |
| 1. | 800-177C | SNAP RING EXT 1 1/4 HEAVY | | |
| 2. | 176-065D | CLUTCH FRICTION WASHER | | |
| 3. | 817-111C | BSHG FLG 1.26IDX1.41ODX.87L | | |
| 4. | 176-078D | CLUTCH DRIVE PLATE LONG - CW | | |
| 5. | 176-080D | CLUTCJ ARM PLATE | | |
| 6. | 176-076D | CLUTCH SLIDE PLATE - CW | | |
| 7. | 176-084D | CLUTCH HUB 7/8 HEX BORE | | |
| 8. | 807-097C | SPRING COMP 2 1/16 OD X 4 LG | | |
| 9. | 176-066D | CLUTCH SPRING RETAINER | | |
| 10. | 805-024C | PIN ROLL 3/16X 1 1/2 PLT | | |
| 11. | 176-042S | JAW CLUTCH CW EXT 7/8 HEX | | |

Left Hand Clutch Fertilizer (195-187K)

(Applies to 2S-2600, 2S-2600F only)



16465

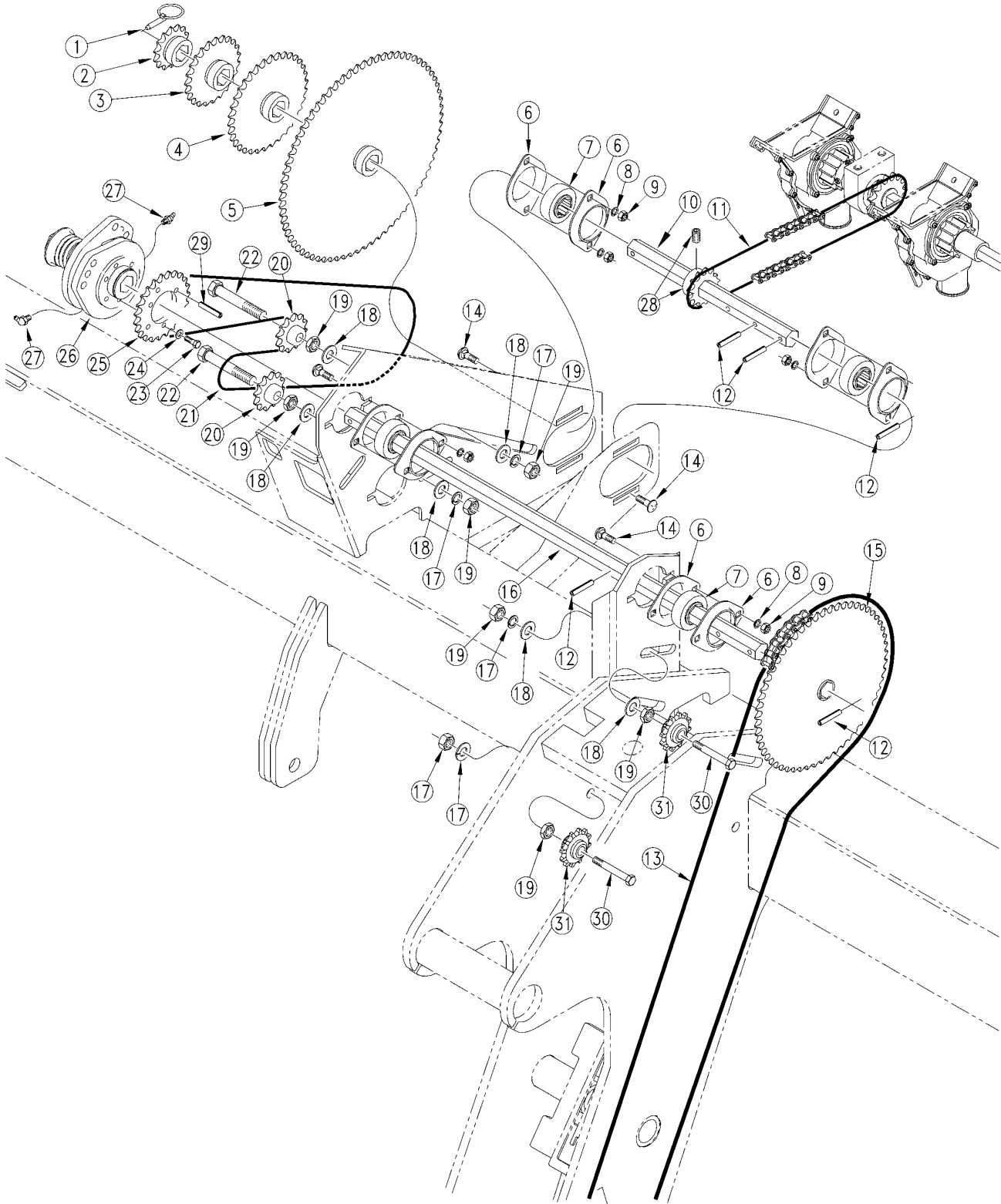
Left Hand Clutch Fertilizer (195-187K)

(Applies to 2S-2600, 2S-2600F only)

| Ref | Part No. | Part Description | Comments | Revision |
|------------|-----------------|--------------------------------|-----------------|-----------------|
| | dwg16465 | Image No. | | |
| 1. | 152-262D | CLUTCH ENGAGE ARM | | |
| 2. | 808-240C | SPKT 40A23X1.813-1.818 BR/6HOL | | |
| 3. | 176-042S | JAW CLUTCH CW EXT 7/8 HEX | | |
| 4. | 800-058C | GREASE ZERK 1/4-28 X 45-DEG | | |
| 5. | 802-152C | HHCS 1/4-20X2 GR5 | | |
| 6. | 802-017C | HHCS 3/8-16X1 GR5 | | |
| 7. | 803-215C | NUT NYLOCK JAM THIN 3/8-16 PLT | | |
| 8. | 804-006C | WASHER LOCK SPRING 1/4 PLT | | |
| 9. | 805-180C | PIN ROLL 1/4 X 1 1/2 LG PLT | | |
| 10. | 195-222D | BEARING 7/8 HEX ID X 1.254 OD | | |
| 11. | 176-065D | CLUTCH FRICTION WASHER | | |
| 12. | 817-111C | BSHG FLG 1.26IDX1.41ODX.87L | | |
| 13. | 195-160H | SPKT CLUTCH 40B23T RND BORE | | |

Left Hand Drive (S/N DD 1151-)

(Applies to 2S-2600, 2S-2600F only)



17251

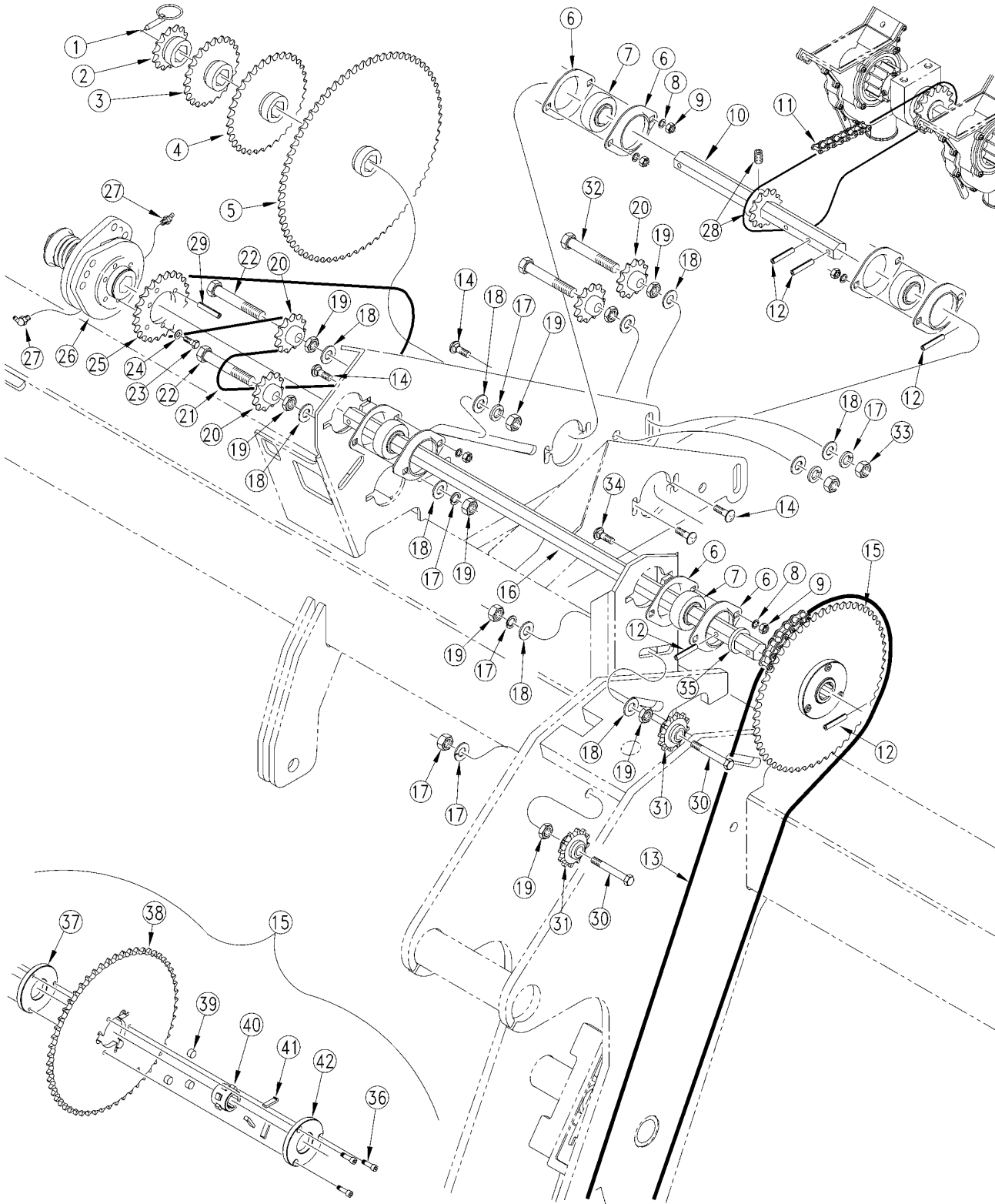
Left Hand Drive (S/N DD 1151-)

(Applies to 2S-2600, 2S-2600F only)

| Ref | Part No. | Part Description | Comments | Revision |
|------------|-----------------|--------------------------------|--------------------|-----------------|
| | dwg17251 | Image No. | | |
| 1. | 805-240C | PIN LINCH 3/16 X 1 9/16 LONG | | |
| 2. | 808-259C | SPKT 40B14 X 7/8 HEX BORE | | |
| 3. | 808-256C | SPKT 40C23 X 7/8 HEX BORE | | |
| 4. | 808-257C | SPKT 40B34 X 7/8 HEX BORE | | |
| 5. | 808-258C | SPKT 40B72 X 7/8 HEX BORE | | |
| 6. | 822-032C | FLANGETTE 52 MST | | |
| 7. | 822-119C | BRG 7/8HEXX2.05OD SPH | | |
| 8. | 804-009C | WASHER LOCK SPRING 5/16 PLT | | |
| 9. | 803-008C | NUT HEX 5/16-18 PLT | | |
| 10. | 195-169D | SEED JACK SHAFT 7/8 HEX WING | | |
| 11. | 136-111D | CHAIN RL #40 68 PITCHES | | |
| 12. | 805-180C | PIN ROLL 1/4 X 1 1/2 LG PLT | | |
| 13. | 136-175D | CHAIN RL #50 X 162 PITCHES | Serial #DD1083+. | |
| 13. | 136-128D | CHAIN RL #40 190 PITCHES | Serial #DD1082-. | |
| 14. | 802-282C | RHSNB 5/16-18X1 GR5 | | |
| 15. | 195-264H | SPKT 50A57 WITH 7/8 HEX HUB | Serial #DD1083+. | |
| 15. | 195-139H | SPKT 40B57T WITH 7/8 HEX HUB | Serial #DD1082-. | |
| 16. | 195-189D | POWER SHAFT 7/8 HEX LH | | |
| 17. | 804-015C | WASHER LOCK SPRING 1/2 PLT | | |
| 18. | 804-113C | WASHER FLAT 1/2 USS HARD PLT | | |
| 19. | 803-036C | NUT HEX JAM 1/2-13 PLT | | |
| 20. | 817-025C | NO. 40 12T IDLER SPKT. | | |
| 21. | 136-122D | CHAIN RL #40 129 PITCHES | | |
| 22. | 802-039C | HHCS 1/2-13X3 GR5 | | |
| 23. | 802-004C | HHCS 1/4-20X3/4 GR5 | | |
| 24. | 804-006C | WASHER LOCK SPRING 1/4 PLT | | |
| 25. | 808-240C | SPKT 40A23X1.813-1.818 BR/6HOL | | |
| 26. | 176-042S | JAW CLUTCH CW EXT 7/8 HEX | Refer to page 8-19 | |
| 27. | 800-058C | GREASE ZERK 1/4-28 X 45-DEG | | |
| 28. | 808-143C | SPKT 40B12 7/8 HEX BORE W/SS | | |
| 29. | 805-026C | PIN ROLL 1/4 X 3/4 PLT | | |
| 30. | 802-039C | HHCS 1/2-13X3 GR5 | | |
| 31. | 817-423C | NO. 50 12T IDLER SPKT | Serial #DD1083+. | |
| 31. | 817-025C | NO. 40 12T IDLER SPKT. | Serial #DD1082-. | |

Left Hand Drive (S/N DD 1152+)

(Applies to 2S-2600, 2S-2600F only)



21627

Left Hand Drive (S/N DD 1152+)

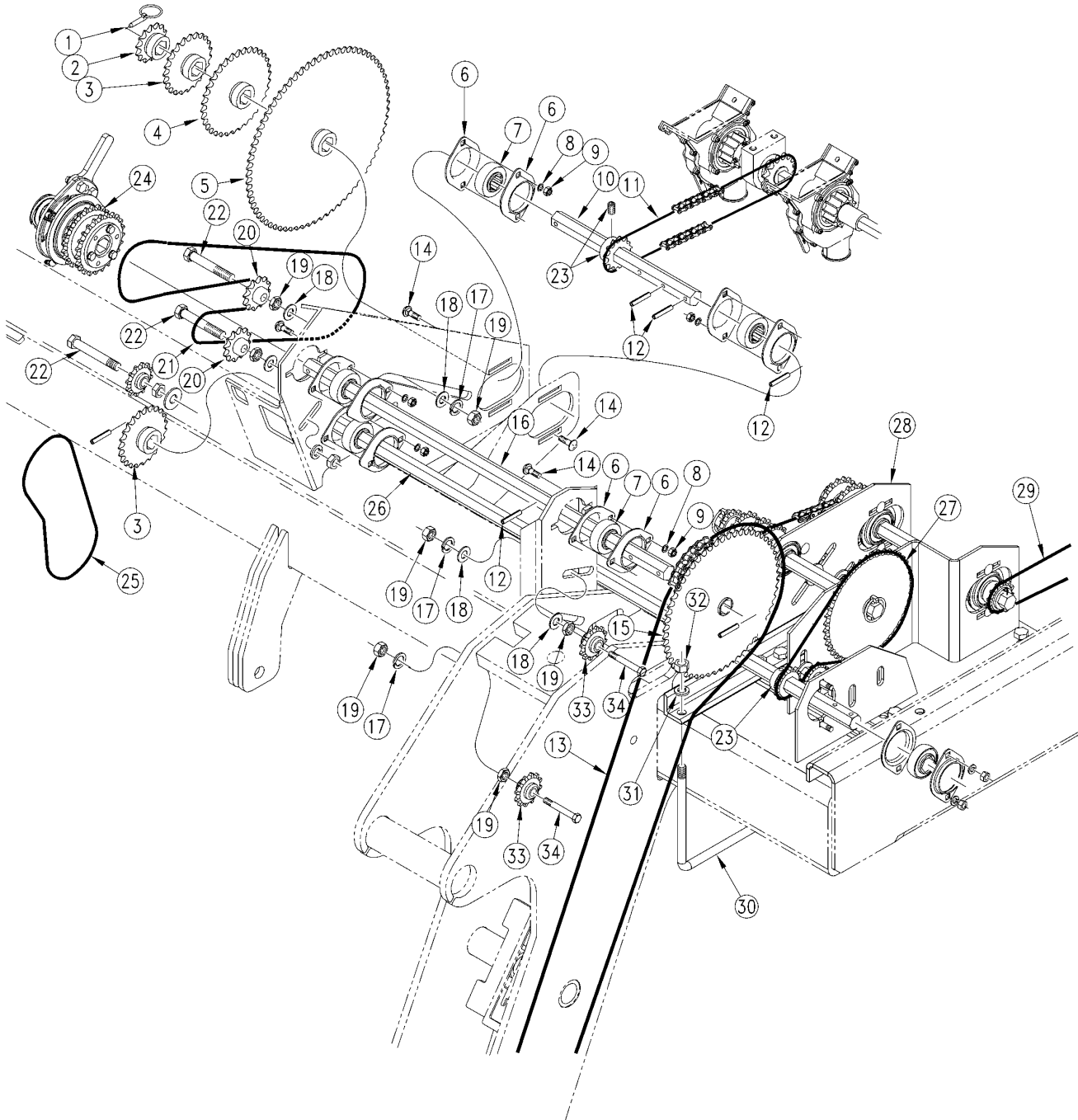
(Applies to 2S-2600, 2S-2600F only)

| Ref | Part No. | Part Description | Comments | Revision |
|------------|-----------------|--------------------------------|---|-----------------|
| | dwg21627 | Image No. | | |
| 1. | 805-240C | PIN LINCH 3/16 X 1 9/16 LONG | | |
| 2. | 808-259C | SPKT 40B14 X 7/8 HEX BORE | | |
| 3. | 808-256C | SPKT 40C23 X 7/8 HEX BORE | | |
| 4. | 808-257C | SPKT 40B34 X 7/8 HEX BORE | | |
| 5. | 808-258C | SPKT 40B72 X 7/8 HEX BORE | | |
| 6. | 822-032C | FLANGETTE 52 MST | | |
| 7. | 822-119C | BRG 7/8HEXX2.05OD SPH | | |
| 8. | 804-009C | WASHER LOCK SPRING 5/16 PLT | | |
| 9. | 803-008C | NUT HEX 5/16-18 PLT | | |
| 10. | 195-169D | SEED JACK SHAFT 7/8 HEX WING | | |
| 11. | 136-111D | CHAIN RL #40 68 PITCHES | | |
| 12. | 805-180C | PIN ROLL 1/4 X 1 1/2 LG PLT | | |
| 13. | 136-175D | CHAIN RL #50 162 PITCHES | | |
| 14. | 802-282C | RHSNB 5/16-18X1 GR5 | | |
| 15. | 195-264H | SPKT 50A57 WITH 7/8 HEX HUB | (S/N DD1637-) | |
| 15. | 195-320S | SPKT 50C57 RATCHET DRIVE | (S/N DD1638+) Includes items: 36-42 | |
| 16. | 195-189D | POWER SHAFT 7/8 HEX LH | (S/N DD1637-) | |
| 16. | 195-375D | POWER SHAFT 7/8 HEX LH | (S/N DD1638+) | |
| 17. | 804-015C | WASHER LOCK SPRING 1/2 PLT | | |
| 18. | 804-113C | WASHER FLAT 1/2 USS HARD PLT | | |
| 19. | 803-036C | NUT HEX JAM 1/2-13 PLT | | |
| 20. | 817-025C | NO. 40 12T IDLER SPKT. | | |
| 21. | 136-122D | CHAIN RL #40 129 PITCHES | | |
| 22. | 802-039C | HHCS 1/2-13X3 GR5 | | |
| 23. | 802-004C | HHCS 1/4-20X3/4 GR5 | | |
| 24. | 804-006C | WASHER LOCK SPRING 1/4 PLT | | |
| 25. | 808-240C | SPKT 40A23X1.813-1.818 BR/6HOL | | |
| 26. | 176-042S | JAW CLUTCH CW EXT 7/8 HEX | Refer to Jaw Clutch (176-042C) for breakdown | |
| 27. | 800-058C | GREASE ZERK 1/4-28 X 45-DEG | | |
| 28. | 808-143C | SPKT 40B12 7/8 HEX BORE W/SS | | |
| 29. | 805-026C | PIN ROLL 1/4 X 3/4 PLT | | |
| 30. | 802-039C | HHCS 1/2-13X3 GR5 | | |
| 31. | 817-423C | NO. 50 12T IDLER SPKT | | |
| 32. | 802-413C | HHCS 1/2-13X4 1/2 GR5 | | |
| 33. | 803-169C | NUT HEX FLG LOCK 1/2-13 PLT | | |
| 34. | 802-092C | RHSNB 5/16-18X3/4 GR5 | (S/N DD1638+) | |
| 35. | 195-176D | PLATE, FERT DRIVE BASE | (S/N DD1638+) | |
| 36. | 802-418C | HSHCS 1/4-20X7/8 | | |
| 37. | 402-050D | CLUTCH, SIDE PLATE TAPPED | | |
| 38. | 808-449C | SPKT 50A57 SPECIAL BORE | | |
| 39. | 402-376D | POLYURETHANE ROD SPRING 5/16 L | | |
| 40. | 890-954C | HUB RATCHET SPKT #50 | | |
| 41. | 403-751D | KEY RATCHET CLUTCH #50 SPKT | | |
| 42. | 402-051D | CLUTCH, SIDE PLATE C/BORED | | |

[Table of Contents](#) [Part Number Index](#)

Left Hand Drive Fertilizer (S/N DD 1151-)

(Applies to 2S-2600, 2S-2600F only)



19318

Left Hand Drive Fertilizer (S/N DD 1151-)

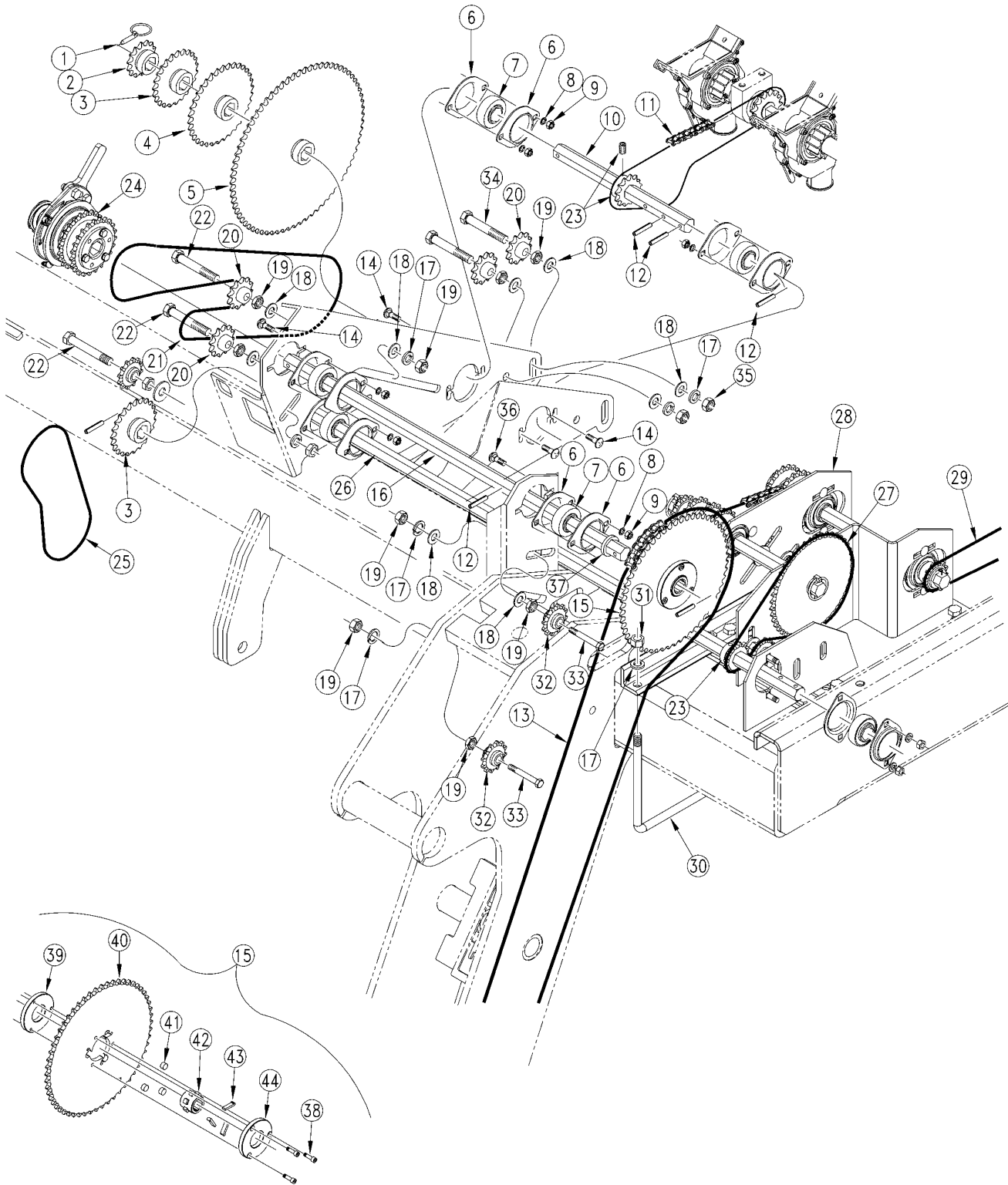
(Applies to 2S-2600, 2S-2600F only)

| Ref | Part No. | Part Description | Comments | Revision |
|-----|----------|--------------------------------|---|----------|
| | dwg19318 | Image No. | | |
| 1. | 805-240C | PIN LINCH 3/16 X 1 9/16 LONG | | |
| 2. | 808-259C | SPKT 40B14 X 7/8 HEX BORE | | |
| 3. | 808-256C | SPKT 40C23 X 7/8 HEX BORE | | |
| 4. | 808-257C | SPKT 40B34 X 7/8 HEX BORE | | |
| 5. | 808-258C | SPKT 40B72 X 7/8 HEX BORE | | |
| 6. | 822-032C | FLANGETTE 52 MST | | |
| 7. | 822-119C | BRG 7/8HEXX2.05OD SPH | | |
| 8. | 804-009C | WASHER LOCK SPRING 5/16 PLT | | |
| 9. | 803-008C | NUT HEX 5/16-18 PLT | | |
| 10. | 195-169D | SEED JACK SHAFT 7/8 HEX WING | | |
| 11. | 136-111D | CHAIN RL #40 68 PITCHES | | |
| 12. | 805-180C | PIN ROLL 1/4 X 1 1/2 LG PLT | | |
| 13. | 136-175D | CHAIN RL #50 X 162 PITCHES | | |
| 14. | 802-282C | RHSNB 5/16-18X1 GR5 | | |
| 15. | 195-264H | SPKT 50A57 WITH 7/8 HEX HUB | | |
| 16. | 195-189D | POWER SHAFT 7/8 HEX LH | | |
| 17. | 804-015C | WASHER LOCK SPRING 1/2 PLT | | |
| 18. | 804-113C | WASHER FLAT 1/2 USS HARD PLT | | |
| 19. | 803-036C | NUT HEX JAM 1/2-13 PLT | | |
| 20. | 817-025C | NO. 40 12T IDLER SPKT. | | |
| 21. | 136-122D | CHAIN RL #40 129 PITCHES | | |
| 22. | 802-041C | HHCS 1/2-13X3 1/2 GR5 | | |
| 23. | 808-143C | SPKT 40B12 7/8 HEX BORE W/SS | | |
| 24. | 195-187K | 3S-3000F LH WING CLUTCH ASSY | Refer to Right Hand Clutch Fertilizer (195-186K) for breakdown | |
| 25. | 136-064D | CHAIN RL #40 51 PITCHES | | |
| 26. | 195-241D | AUXILIARY POWER HEX 7/8 | | |
| 27. | 136-151D | CHAIN RL #40 59 PITCHES | | |
| 28. | 195-184S | FERTILIZER DRIVE SUBASSY LH | Refer to Fertilizer Drive Subassembly for breakdown | |
| 29. | 136-044D | CHAIN RL #40 109 PITCHES | | |
| 30. | 806-060C | U-BOLT 1/2-13 X 6 1/32 X 7 1/4 | | |
| 31. | 804-015C | WASHER LOCK SPRING 1/2 PLT | | |
| 32. | 803-020C | NUT HEX 1/2-13 PLT | | |
| 33. | 817-423C | NO. 50 12T IDLER SPKT | | |
| 34. | 802-039C | HHCS 1/2-13X3 GR5 | | |

[Table of Contents](#) [Part Number Index](#)

Left Hand Drive Fertilizer (S/N DD 1152+)

(Applies to 2S-2600, 2S-2600F only)



21628

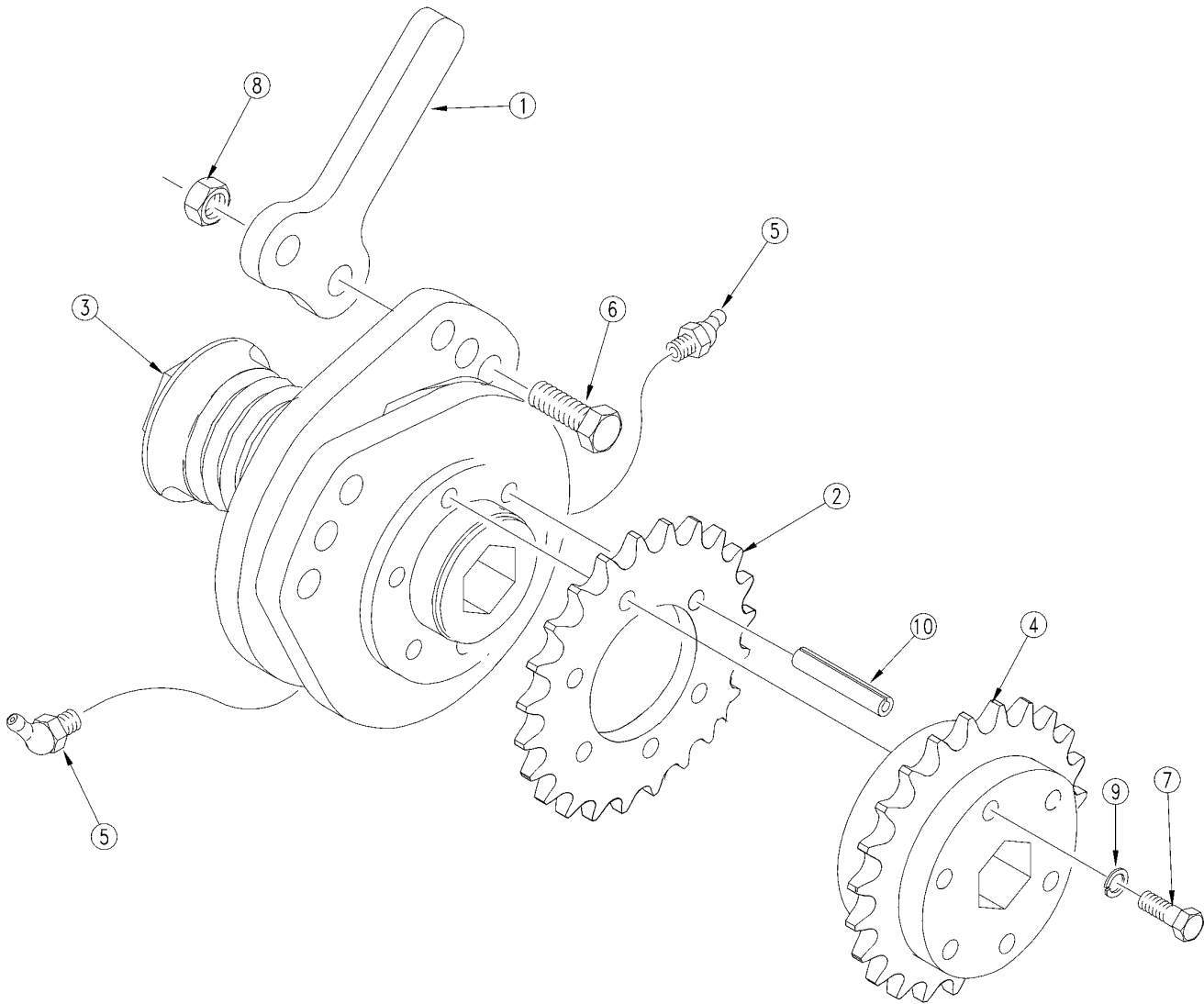
Left Hand Drive Fertilizer (S/N DD 1152+)

(Applies to 2S-2600, 2S-2600F only)

| Ref | Part No. | Part Description | Comments | Revision |
|-----|----------|--------------------------------|---|----------|
| | dwg21628 | Image No. | | |
| 1. | 805-240C | PIN LINCH 3/16 X 1 9/16 LONG | | |
| 2. | 808-259C | SPKT 40B14 X 7/8 HEX BORE | | |
| 3. | 808-256C | SPKT 40C23 X 7/8 HEX BORE | | |
| 4. | 808-257C | SPKT 40B34 X 7/8 HEX BORE | | |
| 5. | 808-258C | SPKT 40B72 X 7/8 HEX BORE | | |
| 6. | 822-032C | FLANGETTE 52 MST | | |
| 7. | 822-119C | BRG 7/8HEXX2.05OD SPH | | |
| 8. | 804-009C | WASHER LOCK SPRING 5/16 PLT | | |
| 9. | 803-008C | NUT HEX 5/16-18 PLT | | |
| 10. | 195-169D | SEED JACK SHAFT 7/8 HEX WING | | |
| 11. | 136-111D | CHAIN RL #40 68 PITCHES | | |
| 12. | 805-180C | PIN ROLL 1/4 X 1 1/2 LG PLT | | |
| 13. | 136-175D | CHAIN RL #50 162 PITCHES | | |
| 14. | 802-282C | RHSNB 5/16-18X1 GR5 | | |
| 15. | 195-264H | SPKT 50A57 WITH 7/8 HEX HUB | (S/N DD1637-) | |
| 15. | 195-320S | SPKT 50C57 RATCHET DRIVE | (S/N DD1638+) Includes items: 38-44 | |
| 16. | 195-189D | POWER SHAFT 7/8 HEX LH | (S/N DD1637-) | |
| 16. | 195-375D | POWER SHAFT 7/8 HEX LH | (S/N DD1638+) | |
| 17. | 804-015C | WASHER LOCK SPRING 1/2 PLT | | |
| 18. | 804-113C | WASHER FLAT 1/2 USS HARD PLT | | |
| 19. | 803-036C | NUT HEX JAM 1/2-13 PLT | | |
| 20. | 817-025C | NO. 40 12T IDLER SPKT. | | |
| 21. | 136-122D | CHAIN RL #40 129 PITCHES | | |
| 22. | 802-041C | HHCS 1/2-13X3 1/2 GR5 | | |
| 23. | 808-143C | SPKT 40B12 7/8 HEX BORE W/SS | | |
| 24. | 195-187K | 3S-3000F LH WING CLUTCH ASSY | Refer to Right Hand Clutch Fertilizer (195-186K) for breakdown | |
| 25. | 136-064D | CHAIN RL #40 51 PITCHES | | |
| 26. | 195-241D | AUXILIARY POWER HEX 7/8 | | |
| 27. | 136-151D | CHAIN RL #40 59 PITCHES | | |
| 28. | 195-184S | FERTILIZER DRIVE SUBASSY LH | Refer to Fertilizer Drive Subassembly for breakdown | |
| 29. | 136-044D | CHAIN RL #40 109 PITCHES | | |
| 30. | 806-060C | U-BOLT 1/2-13 X 6 1/32 X 7 1/4 | | |
| 31. | 803-020C | NUT HEX 1/2-13 PLT | | |
| 32. | 817-423C | NO. 50 12T IDLER SPKT | | |
| 33. | 802-039C | HHCS 1/2-13X3 GR5 | | |
| 34. | 802-413C | HHCS 1/2-13X4 1/2 GR5 | | |
| 35. | 803-169C | NUT HEX FLG LOCK 1/2-13 PLT | | |
| 36. | 802-092C | RHSNB 5/16-18X3/4 GR5 | (S/N DD 1638+) | |
| 37. | 195-376D | 7/8 HEX WASHER X .21 | (S/N DD 1638+) | |
| 38. | 802-418C | HSNCS 1/4-20X7/8 | | |
| 39. | 402-050D | CLUTCH, SIDE PLATE TAPPED | | |
| 40. | 808-449C | SPKT 50A57 SPECIAL BORE | | |
| 41. | 402-376D | POLYURETHANE ROD SPRING 5/16 L | | |
| 42. | 890-954C | HUB RATCHET SPKT #50 | | |
| 43. | 403-751D | KEY RATCHET CLUTCH #50 SPKT | | |
| 44. | 402-051D | CLUTCH, SIDE PLATE C/BORED | | |

Right Hand Clutch Fertilizer (195-186K)

(Applies to 2S-2600, 2S-2600F only)



16452

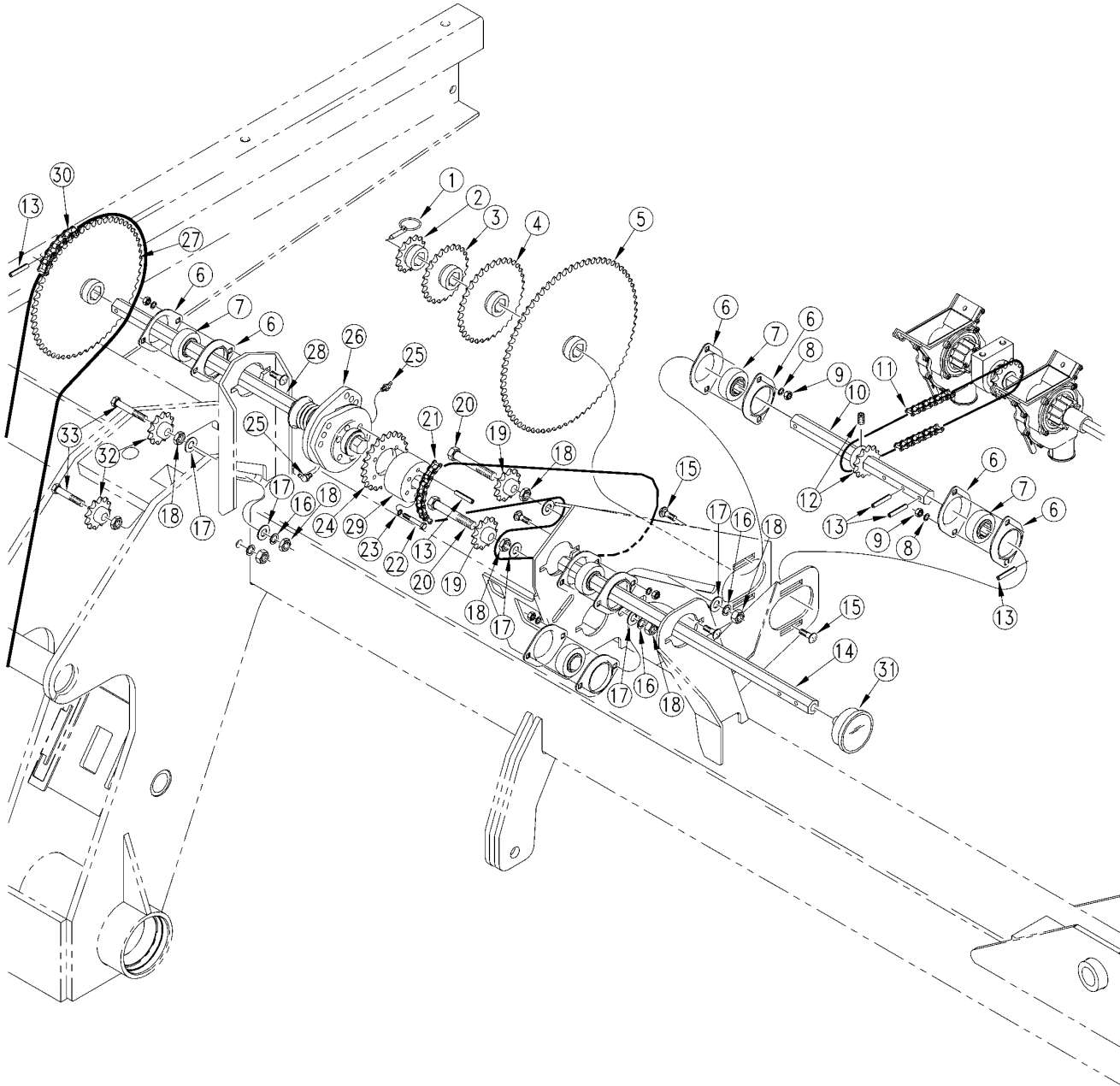
Right Hand Clutch Fertilizer (195-186K)

(Applies to 2S-2600, 2S-2600F only)

| Ref | Part No. | Part Description | Comments | Revision |
|------------|-----------------|--------------------------------|-----------------|-----------------|
| | dwg16452 | Image No. | | |
| 1. | 152-262D | CLUTCH ENGAGE ARM | | |
| 2. | 808-240C | SPKT 40A23X1.813-1.818 BR/6HOL | | |
| 3. | 176-042S | JAW CLUTCH CW EXT 7/8 HEX | | |
| 4. | 195-161H | SPKT CLUTCH 40B23T HEX BORE | | |
| 5. | 800-058C | GREASE ZERK 1/4-28 X 45-DEG | | |
| 6. | 802-017C | HHCS 3/8-16X1 GR5 | | |
| 7. | 802-551C | HHCS 1/4-20X2 1/4 GR5 | | |
| 8. | 803-215C | NUT NYLOCK JAM THIN 3/8-16 PLT | | |
| 9. | 804-006C | WASHER LOCK SPRING 1/4 PLT | | |
| 10. | 805-180C | PIN ROLL 1/4 X 1 1/2 LG PLT | | |

Right Hand Drive (S/N DD 1151-)

(Applies to 2S-2600, 2S-2600F only)



17252

Right Hand Drive (S/N DD 1151-)

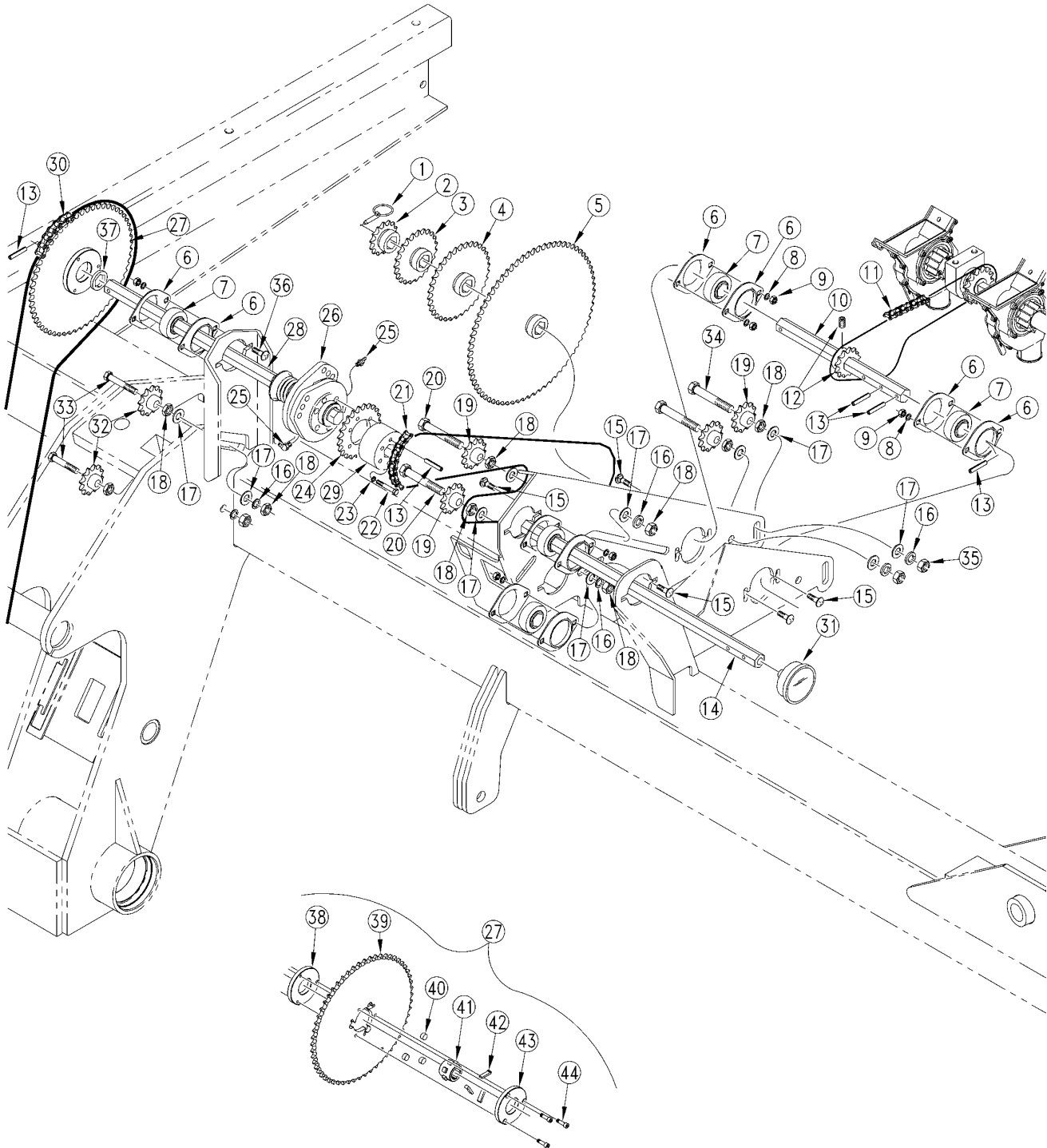
(Applies to 2S-2600, 2S-2600F only)

| Ref | Part No. | Part Description | Comments | Revision |
|-----|----------|--------------------------------|---|----------|
| | dwg17252 | Image No. | | |
| 1. | 805-240C | PIN LINCH 3/16 X 1 9/16 LONG | | |
| 2. | 808-259C | SPKT 40B14 X 7/8 HEX BORE | | |
| 3. | 808-256C | SPKT 40C23 X 7/8 HEX BORE | | |
| 4. | 808-257C | SPKT 40B34 X 7/8 HEX BORE | | |
| 5. | 808-258C | SPKT 40B72 X 7/8 HEX BORE | | |
| 6. | 822-032C | FLANGETTE 52 MST | | |
| 7. | 822-119C | BRG 7/8HEXX2.05OD SPH | | |
| 8. | 804-009C | WASHER LOCK SPRING 5/16 PLT | | |
| 9. | 803-008C | NUT HEX 5/16-18 PLT | | |
| 10. | 195-169D | SEED JACK SHAFT 7/8 HEX WING | | |
| 11. | 136-111D | CHAIN RL #40 68 PITCHES | | |
| 12. | 808-143C | SPKT 40B12 7/8 HEX BORE W/SS | | |
| 13. | 805-180C | PIN ROLL 1/4 X 1 1/2 LG PLT | | |
| 14. | 195-239D | ACRE METER SHAFT | | |
| 15. | 802-282C | RHSNB 5/16-18X1 GR5 | | |
| 16. | 804-015C | WASHER LOCK SPRING 1/2 PLT | | |
| 17. | 804-113C | WASHER FLAT 1/2 USS HARD PLT | | |
| 18. | 803-036C | NUT HEX JAM 1/2-13 PLT | | |
| 19. | 817-025C | NO. 40 12T IDLER SPKT. | | |
| 20. | 802-041C | HHCS 1/2-13X3 1/2 GR5 | | |
| 21. | 136-122D | CHAIN RL #40 129 PITCHES | | |
| 22. | 802-551C | HHCS 1/4-20X2 1/4 GR5 | | |
| 23. | 804-006C | WASHER LOCK SPRING 1/4 PLT | | |
| 24. | 808-240C | SPKT 40A23X1.813-1.818 BR/6HOL | | |
| 25. | 800-058C | GREASE ZERK 1/4-28 X 45-DEG | | |
| 26. | 176-042S | JAW CLUTCH CW EXT 7/8 HEX | Refer to Jaw Clutch (176-042S) for breakdown | |
| 27. | 195-264H | SPKT 50A57 WITH 7/8 HEX HUB | Serial #DD1083+. | |
| 27. | 195-139H | SPKT 40B57T WITH 7/8 HEX HUB | Serial #DD1082-. | |
| 28. | 195-240D | POWER SHAFT RH 7/8 HEX | | |
| 29. | 195-170D | CLUTCH ADAPTOR 7/8 HEX BORE | | |
| 30. | 136-175D | CHAIN RL #50 X 162 PITCHES | Serial #DD1083+. | |
| 30. | 136-128D | CHAIN RL #40 190 PITCHES | Serial #DD1082-. | |
| 31. | 891-057C | 2600 ACRE METER | | |
| 32. | 817-423C | NO. 50 12T IDLER SPKT | Serial #DD1083+. | |
| 32. | 817-025C | NO. 40 12T IDLER SPKT. | Serial #DD1082-. | |
| 33. | 802-039C | HHCS 1/2-13X3 GR5 | | |

[Table of Contents](#) [Part Number Index](#)

Right Hand Drive (S/N DD 1152+)

(Applies to 2S-2600, 2S-2600F only)



21629

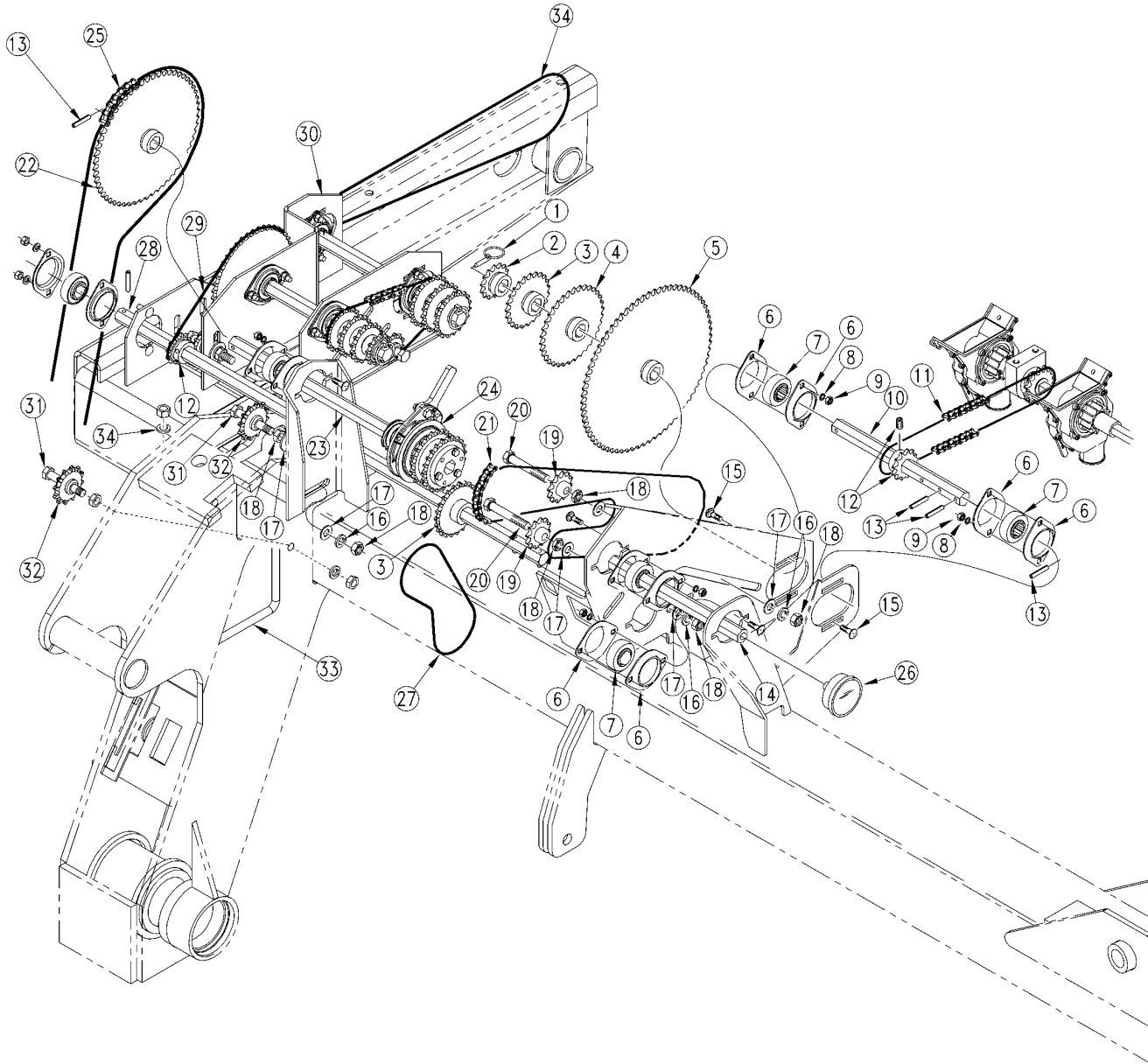
Right Hand Drive (S/N DD 1152+)

(Applies to 2S-2600, 2S-2600F only)

| Ref | Part No. | Part Description | Comments | Revision |
|-----|----------|--------------------------------|-------------------------------------|----------|
| | dwg21630 | Image No. | | |
| 1. | 805-240C | PIN LINCH 3/16 X 1 9/16 LONG | | |
| 2. | 808-259C | SPKT 40B14 X 7/8 HEX BORE | | |
| 3. | 808-256C | SPKT 40C23 X 7/8 HEX BORE | | |
| 4. | 808-257C | SPKT 40B34 X 7/8 HEX BORE | | |
| 5. | 808-258C | SPKT 40B72 X 7/8 HEX BORE | | |
| 6. | 822-032C | FLANGETTE 52 MST | | |
| 7. | 822-119C | BRG 7/8HEXX2.05OD SPH | | |
| 8. | 804-009C | WASHER LOCK SPRING 5/16 PLT | | |
| 9. | 803-008C | NUT HEX 5/16-18 PLT | | |
| 10. | 195-169D | SEED JACK SHAFT 7/8 HEX WING | | |
| 11. | 136-111D | CHAIN RL #40 68 PITCHES | | |
| 12. | 808-143C | SPKT 40B12 7/8 HEX BORE W/SS | | |
| 13. | 805-180C | PIN ROLL 1/4 X 1 1/2 LG PLT | | |
| 14. | 195-239D | ACRE METER SHAFT | | |
| 15. | 802-282C | RHSNB 5/16-18X1 GR5 | | |
| 16. | 804-015C | WASHER LOCK SPRING 1/2 PLT | | |
| 17. | 804-113C | WASHER FLAT 1/2 USS HARD PLT | | |
| 18. | 803-036C | NUT HEX JAM 1/2-13 PLT | | |
| 19. | 817-025C | NO. 40 12T IDLER SPKT. | | |
| 20. | 802-041C | HHCS 1/2-13X3 1/2 GR5 | | |
| 21. | 136-122D | CHAIN RL #40 129 PITCHES | | |
| 22. | 802-551C | HHCS 1/4-20X2 1/4 GR5 | | |
| 23. | 804-006C | WASHER LOCK SPRING 1/4 PLT | | |
| 24. | 808-240C | SPKT 40A23X1.813-1.818 BR/6HOL | | |
| 25. | 800-058C | GREASE ZERK 1/4-28 X 45-DEG | | |
| 26. | 176-042S | JAW CLUTCH CW EXT 7/8 HEX | | |
| 27. | 195-264H | SPKT 50A57 WITH 7/8 HEX HUB | (S/N DD1637-) | |
| 27. | 195-320S | SPKT 50C57 RATCHET DRIVE | (S/N DD1638+) Includes items: 38-44 | |
| 28. | 195-240D | POWER SHAFT RH 7/8 HEX | (S/N DD1637-) | |
| 28. | 195-377D | POWER SHAFT 7/8 HEX RH | (S/N DD1638+) | |
| 29. | 195-170D | REP BY 195-223D | | |
| 30. | 136-175D | CHAIN RL #50 162 PITCHES | | |
| 31. | 891-057C | 2600 ACRE METER | | |
| 31. | 891-058C | 2600 HECTARE METER | | |
| 32. | 817-423C | NO. 50 12T IDLER SPKT | | |
| 33. | 802-039C | HHCS 1/2-13X3 GR5 | | |
| 34. | 802-413C | HHCS 1/2-13X4 1/2 GR5 | | |
| 35. | 803-169C | NUT HEX FLG LOCK 1/2-13 PLT | | |
| 36. | 802-092C | RHSNB 5/16-18X3/4 GR5 | (S/N DD1638+) | |
| 37. | 195-376D | 7/8 HEX WASHER X .21 | (S/N DD1638+) | |
| 38. | 402-050D | CLUTCH, SIDE PLATE TAPPED | | |
| 39. | 808-449C | SPKT 50A57 SPECIAL BORE | | |
| 40. | 402-376D | POLYURETHANE ROD SPRING 5/16 L | | |
| 41. | 890-954C | HUB RATCHET SPKT #50 | | |
| 42. | 403-751D | KEY RATCHET CLUTCH #50 SPKT | | |
| 43. | 402-051D | CLUTCH, SIDE PLATE C/BORED | | |
| 44. | 802-418C | SHCS 1/4-20X7/8 | | |

Right Hand Drive Fertilizer (S/N DD 1151-)

(Applies to 2S-2600, 2S-2600F only)



19319

Right Hand Drive Fertilizer (S/N DD 1151-)

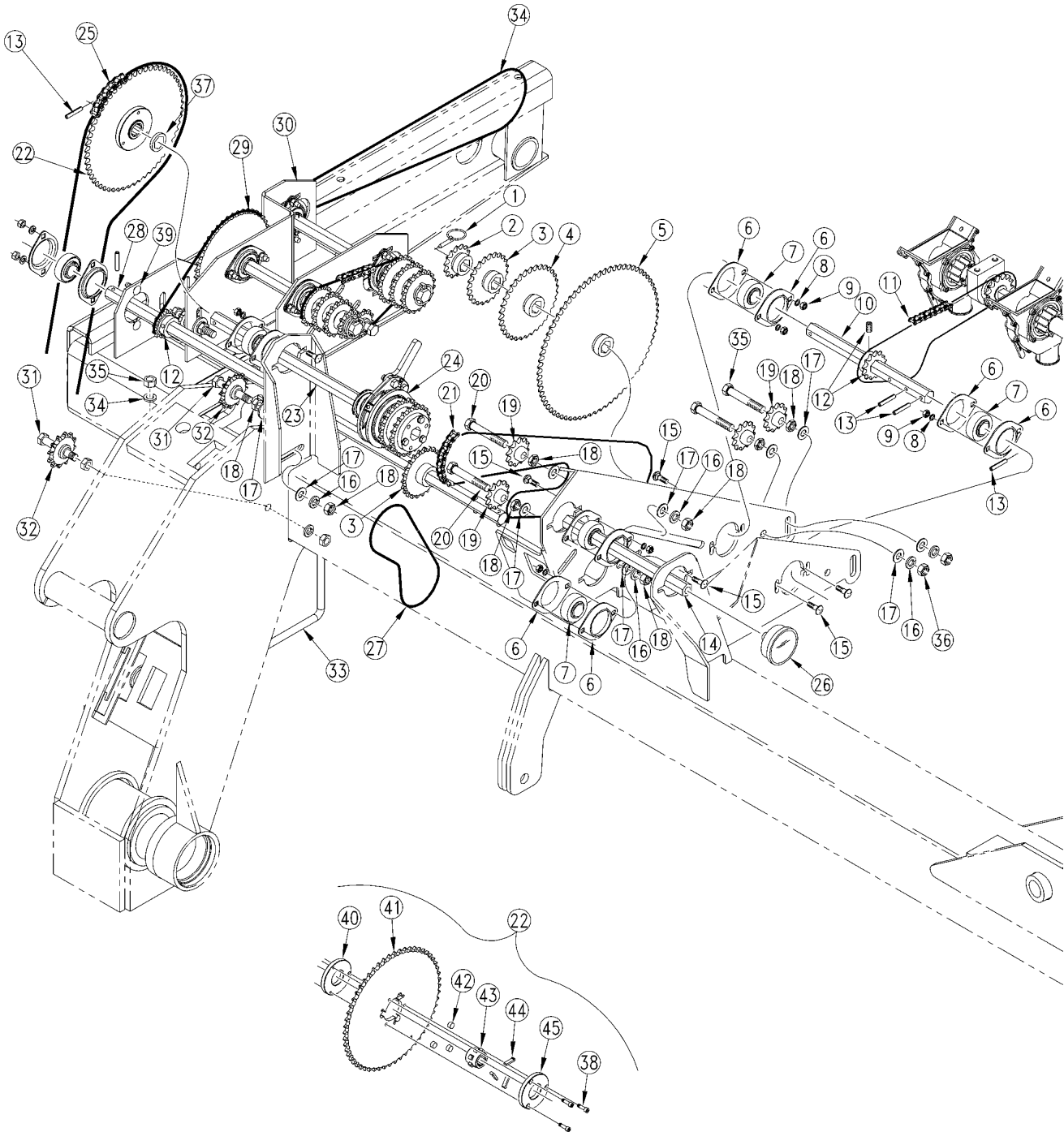
(Applies to 2S-2600, 2S-2600F only)

| Ref | Part No. | Part Description | Comments | Revision |
|------------|-----------------|--------------------------------|--|-----------------|
| | dwg19319 | Image No. | | |
| 1. | 805-240C | PIN LINCH 3/16 X 1 9/16 LONG | | |
| 2. | 808-259C | SPKT 40B14 X 7/8 HEX BORE | | |
| 3. | 808-256C | SPKT 40C23 X 7/8 HEX BORE | | |
| 4. | 808-257C | SPKT 40B34 X 7/8 HEX BORE | | |
| 5. | 808-258C | SPKT 40B72 X 7/8 HEX BORE | | |
| 6. | 822-032C | FLANGETTE 52 MST | | |
| 7. | 822-119C | BRG 7/8HEXX2.05OD SPH | | |
| 8. | 804-009C | WASHER LOCK SPRING 5/16 PLT | | |
| 9. | 803-008C | NUT HEX 5/16-18 PLT | | |
| 10. | 195-169D | SEED JACK SHAFT 7/8 HEX WING | | |
| 11. | 136-111D | CHAIN RL #40 68 PITCHES | | |
| 12. | 808-143C | SPKT 40B12 7/8 HEX BORE W/SS | | |
| 13. | 805-180C | PIN ROLL 1/4 X 1 1/2 LG PLT | | |
| 14. | 195-239D | ACRE METER SHAFT | | |
| 15. | 802-282C | RHSNB 5/16-18X1 GR5 | | |
| 16. | 804-015C | WASHER LOCK SPRING 1/2 PLT | | |
| 17. | 804-113C | WASHER FLAT 1/2 USS HARD PLT | | |
| 18. | 803-036C | NUT HEX JAM 1/2-13 PLT | | |
| 19. | 817-025C | NO. 40 12T IDLER SPKT. | | |
| 20. | 802-041C | HHCS 1/2-13X3 1/2 GR5 | | |
| 21. | 136-122D | CHAIN RL #40 129 PITCHES | | |
| 22. | 195-264H | SPKT 50A57 WITH 7/8 HEX HUB | | |
| 23. | 195-240D | POWER SHAFT RH 7/8 HEX | | |
| 24. | 195-186K | 3S-3000F RH WING CLUTCH ASSY | Refer to Right Hand Clutch Fertilizer (195-186K) | |
| 25. | 136-175D | CHAIN RL #50 X 162 PITCHES | | |
| 26. | 891-057C | 2600 ACRE METER | | |
| 27. | 136-064D | CHAIN RL #40 51 PITCHES | | |
| 28. | 195-241D | AUXILIRY POWER HEX 7/8 | | |
| 29. | 136-151D | CHAIN RL #40 59 PITCHES | | |
| 30. | 195-249S | FERTILIZER DRIVE SUBASSY RH | Refer to Fertilizer Drive Subassembly for breakdown | |
| 31. | 802-039C | HHCS 1/2-13X3 GR5 | | |
| 32. | 817-423C | NO. 50 12T IDLER SPKT | | |
| 33. | 806-060C | U-BOLT 1/2-13 X 6 1/32 X 7 1/4 | | |
| 34. | 136-044D | CHAIN RL #40 109 PITCHES | | |

Table of Contents Part Number Index

Right Hand Drive Fertilizer (S/N DD 1152+)

(Applies to 2S-2600, 2S-2600F only)



21630

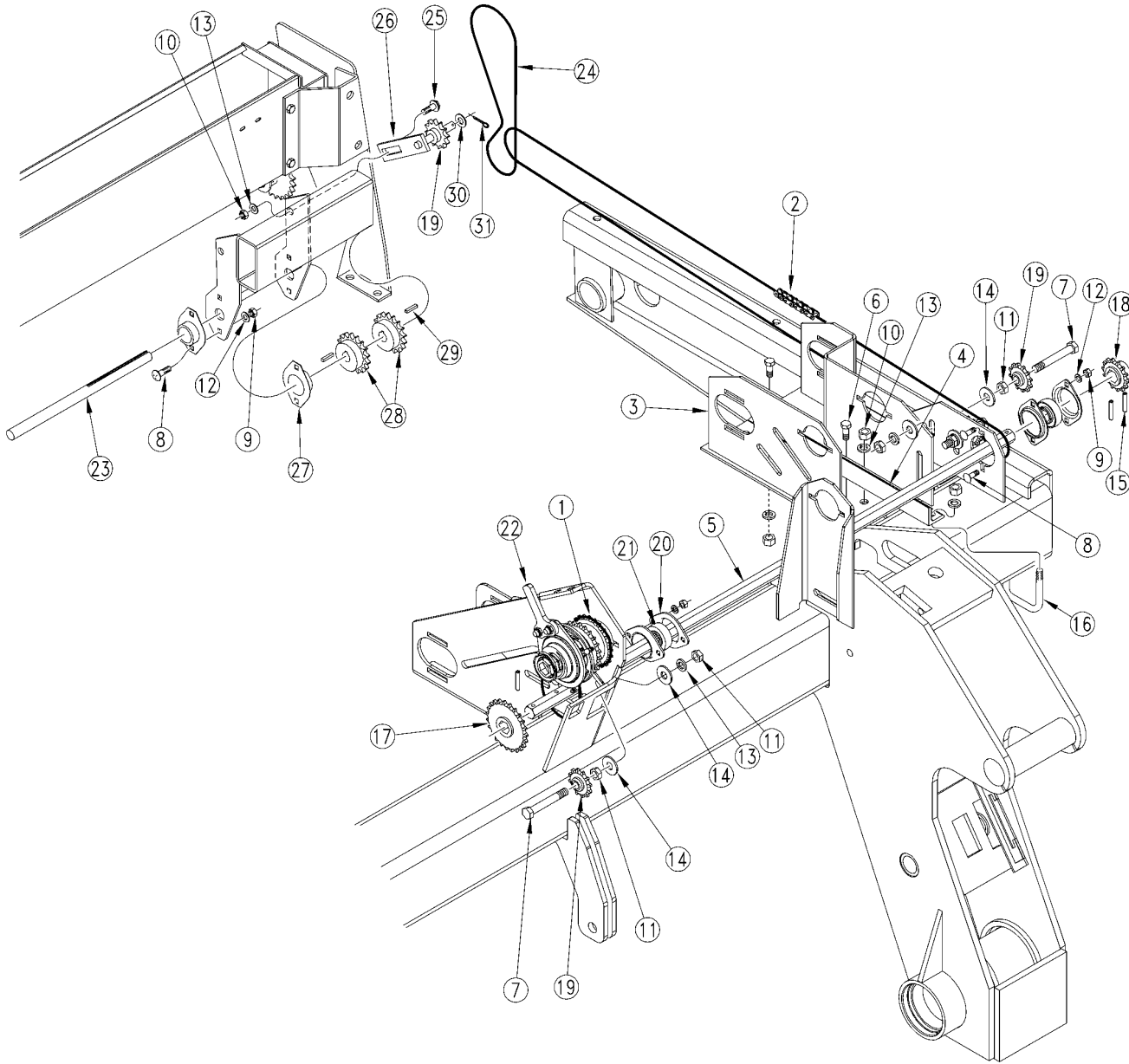
Right Hand Drive Fertilizer (S/N DD 1152+)

(Applies to 2S-2600, 2S-2600F only)

| Ref | Part No. | Part Description | Comments | Revision |
|-----|----------|--------------------------------|--|----------|
| | dwg21630 | Image No. | | |
| 1. | 805-240C | PIN LINCH 3/16 X 1 9/16 LONG | | |
| 2. | 808-259C | SPKT 40B14 X 7/8 HEX BORE | | |
| 3. | 808-256C | SPKT 40C23 X 7/8 HEX BORE | | |
| 4. | 808-257C | SPKT 40B34 X 7/8 HEX BORE | | |
| 5. | 808-258C | SPKT 40B72 X 7/8 HEX BORE | | |
| 6. | 822-032C | FLANGETTE 52 MST | | |
| 7. | 822-119C | BRG 7/8HEXX2.05OD SPH | | |
| 8. | 804-009C | WASHER LOCK SPRING 5/16 PLT | | |
| 9. | 803-008C | NUT HEX 5/16-18 PLT | | |
| 10. | 195-169D | SEED JACK SHAFT 7/8 HEX WING | | |
| 11. | 136-111D | CHAIN RL #40 68 PITCHES | | |
| 12. | 808-143C | SPKT 40B12 7/8 HEX BORE W/SS | | |
| 13. | 805-180C | PIN ROLL 1/4 X 1 1/2 LG PLT | | |
| 14. | 195-239D | ACRE METER SHAFT | | |
| 15. | 802-282C | RHSNB 5/16-18X1 GR5 | | |
| 16. | 804-015C | WASHER LOCK SPRING 1/2 PLT | | |
| 17. | 804-113C | WASHER FLAT 1/2 USS HARD PLT | | |
| 18. | 803-036C | NUT HEX JAM 1/2-13 PLT | | |
| 19. | 817-025C | NO. 40 12T IDLER SPKT. | | |
| 20. | 802-041C | HHCS 1/2-13X3 1/2 GR5 | | |
| 21. | 136-122D | CHAIN RL #40 129 PITCHES | | |
| 22. | 195-264H | SPKT 50A57 WITH 7/8 HEX HUB | (S/N DD1637-) | |
| 22. | 195-320S | SPKT 50C57 RATCHET DRIVE | (S/N DD1638+) Includes items: 38, 40-45 | |
| 23. | 195-240D | POWER SHAFT RH 7/8 HEX | (S/N DD1637-) | |
| 23. | 195-377D | POWER SHAFT 7/8 HEX RH | (S/N DD1638+) | |
| 24. | 195-186K | 3S-3000F RH WING CLUTCH ASSY | Refer to Right hand Clutch Fertilizer (195-186K) | |
| 25. | 136-175D | CHAIN RL #50 162 PITCHES | | |
| 26. | 891-057C | 2600 ACRE METER | | |
| 26. | 891-058C | 2600 HECTARE METER | | |
| 27. | 136-064D | CHAIN RL #40 51 PITCHES | | |
| 28. | 195-241D | AUXILIARY POWER HEX 7/8 | | |
| 29. | 136-151D | CHAIN RL #40 59 PITCHES | | |
| 30. | 195-249S | FERTILIZER DRIVE SUBASSY RH | Refer to Fertilizer Drive Subassembly for breakdown | |
| 31. | 802-039C | HHCS 1/2-13X3 GR5 | | |
| 32. | 817-423C | NO. 50 12T IDLER SPKT | | |
| 33. | 806-060C | U-BOLT 1/2-13 X 6 1/32 X 7 1/4 | | |
| 34. | 136-044D | CHAIN RL #40 109 PITCHES | | |
| 35. | 802-413C | HHCS 1/2-13X4 1/2 GR5 | | |
| 36. | 803-169C | NUT HEX FLG LOCK 1/2-13 PLT | | |
| 37. | 195-376D | 7/8 HEX WASHER X .21 | (S/N DD1638+) | |
| 38. | 802-418C | HSHCS 1/4-20X7/8 | | |
| 39. | 802-092C | RHSNB 5/16-18X3/4 GR5 | (S/N DD1638+) | |
| 40. | 402-050D | CLUTCH, SIDE PLATE TAPPED | | |
| 41. | 808-449C | SPKT 50A57 SPECIAL BORE | | |
| 42. | 402-376D | POLYURETHANE ROD SPRING 5/16 L | | |
| 43. | 890-954C | HUB RATCHET SPKT #50 | | |
| 44. | 403-751D | KEY RATCHET CLUTCH #50 SPKT | | |
| 45. | 402-051D | CLUTCH, SIDE PLATE C/BORED | | |

Small Seeds Drive

(Applies to 2S-2600, 2S-2600F only)



19324

Small Seeds Drive

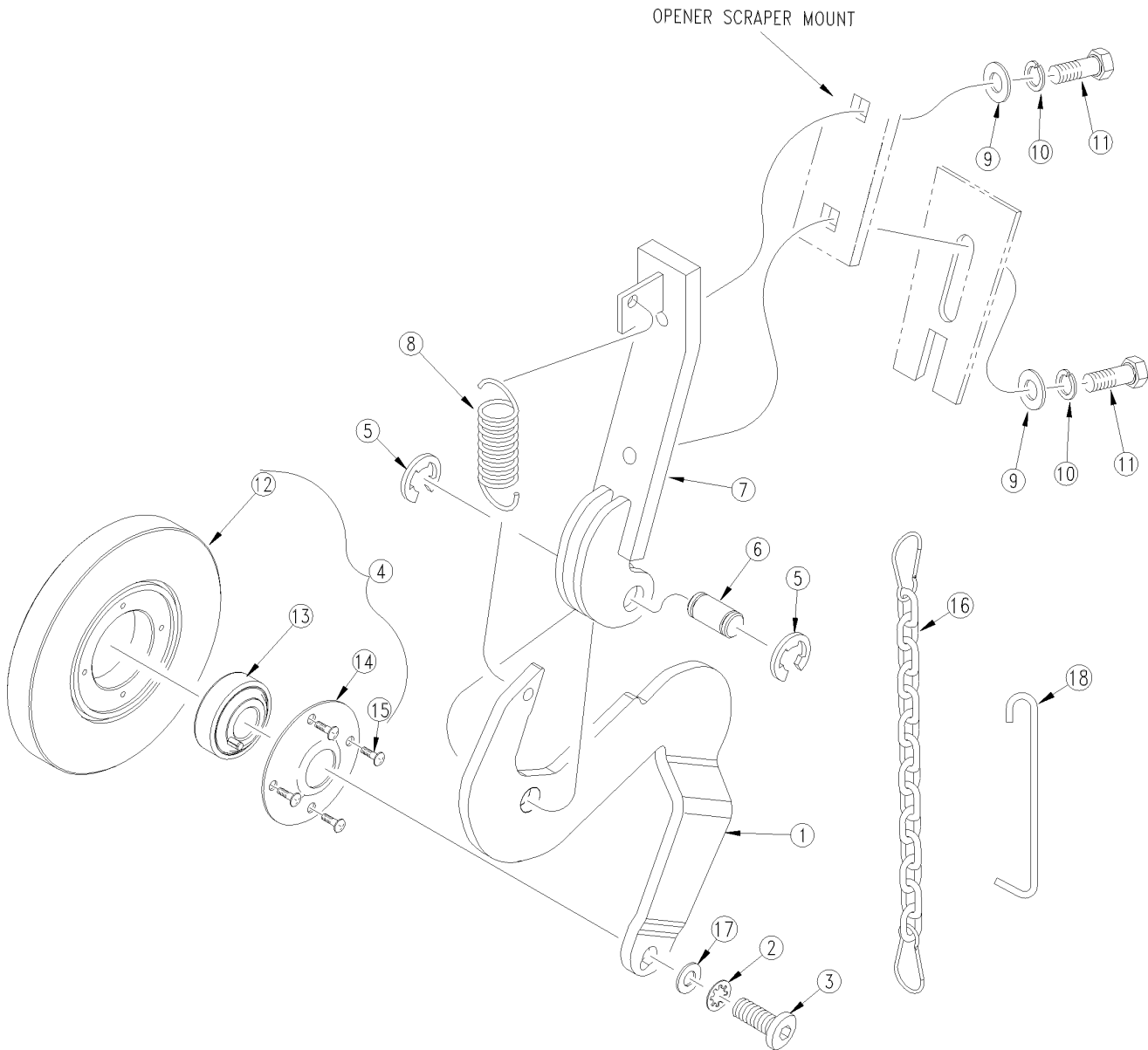
(Applies to 2S-2600, 2S-2600F only)

| Ref | Part No. | Part Description | Comments | Revision |
|------------|-----------------|--------------------------------|-----------------|-----------------|
| | dwg19324 | Image No. | | |
| 1. | 136-064D | CHAIN RL #40 51 PITCHES | | |
| 2. | 136-183D | CHAIN RL #40 203 PITCHES | | |
| 3. | 195-145H | FERTILIZER DRIVE WELDMENT LH | Shown. | |
| 3. | 195-250H | FERTILIZER DRIVE WELDMENT RH | | |
| 4. | 195-212D | ANGLE, FERTILIZER DRIVE MOUNT | | |
| 5. | 195-241D | AUXILIARY POWER HEX 7/8 | | |
| 6. | 802-034C | HHCS 1/2-13X1 1/4 GR5 | | |
| 7. | 802-041C | HHCS 1/2-13X3 1/2 GR5 | | |
| 8. | 802-282C | RHSNB 5/16-18X1 GR5 | | |
| 9. | 803-008C | NUT HEX 5/16-18 PLT | | |
| 10. | 803-020C | NUT HEX 1/2-13 PLT | | |
| 11. | 803-036C | NUT HEX JAM 1/2-13 PLT | | |
| 12. | 804-009C | WASHER LOCK SPRING 5/16 PLT | | |
| 13. | 804-015C | WASHER LOCK SPRING 1/2 PLT | | |
| 14. | 804-113C | WASHER FLAT 1/2 USS HARD PLT | | |
| 15. | 805-180C | PIN ROLL 1/4 X 1 1/2 LG PLT | | |
| 16. | 806-060C | U-BOLT 1/2-13 X 6 1/32 X 7 1/4 | | |
| 17. | 808-256C | SPKT 40C23 X 7/8 HEX BORE | | |
| 18. | 808-259C | SPKT 40B14 X 7/8 HEX BORE | | |
| 19. | 817-025C | NO. 40 12T IDLER SPKT. | | |
| 20. | 822-032C | FLANGETTE 52 MST | | |
| 21. | 822-119C | BRG 7/8HEXX2.05OD SPH | | |
| 22. | 195-187K | 3S-3000F LH WING CLUTCH ASSY | Shown. | |
| 22. | 195-186K | 3S-3000F RH WING CLUTCH ASSY | | |
| 23. | 133-024D | RND SHAFT 3/4 X 11 W/KW | | |
| 24. | 136-104D | CHAIN RL #40 62 PITCHES | | |
| 25. | 802-214C | RHSNB 1/2-13X1 1/4 GR5 | | |
| 26. | 133-051H | SLOTTED IDLER ARM 1/2 X 3 5/8 | | |
| 27. | 822-126C | BRG FLG .75ID 2BOLT | | |
| 28. | 808-170C | SPKT 40B17 X 3/4BORE W/KW&SS | | |
| 29. | 168-127D | 3/16 X 1 KEY | | |
| 30. | 804-016C | WASHER FLAT 1/2 SAE PLT | | |
| 31. | 805-067C | PIN COTTER 1/8 X 3/4 | | |

[Table of Contents](#) [Part Number Index](#)

5" & 6" Seed-Lok (Option) (122-193K & 122-266K)

(Applies to 2S-2600, 2S-2600F only)



17204

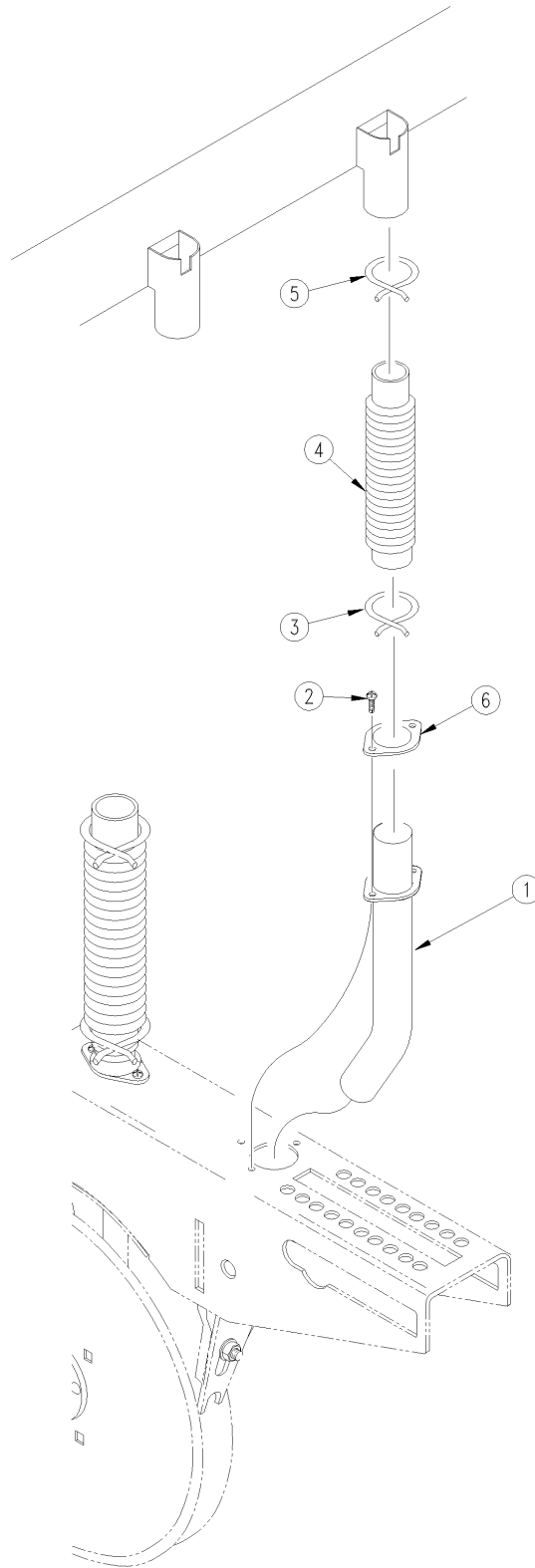
5" & 6" Seed-Lok (Option) (122-193K & 122-266K)

(Applies to 2S-2600, 2S-2600F only)

| Ref | Part No. | Part Description | Comments | Revision |
|-----|----------|--------------------------------|---------------------|----------|
| | dwg17204 | Image No. | | |
| 1. | 122-151D | SEED-LOK ARM (1994) | | |
| 2. | 804-078C | WASHER INTERNAL STAR 3/8 PLT. | | |
| 3. | 801-141C | LHS CP 3/8-16X3/4 GR8 PLATED | | |
| 4. | 122-201S | SD-LK 203 BEARING WHEEL ASSY | 5" Seed-lok | |
| 6. | 206-014S | 6 SEED LOK ASSEMBLY | 6" Seed-lok | |
| 5. | 800-093C | RING SNAP EXTERNAL "E" 1/2 | | |
| 6. | 122-120D | 5 SEED-LOK WHL ARM PIVOT PIN | | |
| 7. | 122-173H | SS RMVBL SD-LOK MNT WLDMT | | |
| 8. | 807-101C | SPRING, 1 O.D.X.125WIREX 3 1/2 | | |
| 9. | 804-012C | WASHER FLAT 3/8 SAE PLT | | |
| 10. | 804-013C | WASHER LOCK SPRING 3/8 PLT | | |
| 11. | 802-017C | HHCS 3/8-16X1 GR5 | | |
| 12. | 817-134C | 5/8 X 5 SEED FIRING WHEEL | 5" Seed-lok | |
| 12. | 817-191C | 5/8 X 6 SEED LOK WHEEL | 6" Seed-lok | |
| 13. | 122-231A | RPBY 188-008V | Contains 6 bearings | |
| 14. | 816-173C | RETAINER W/BONDED SEAL 4BLT | | |
| 15. | 801-084C | SCR PH THD FMG #10X1/2 TP ZP | | |
| 16. | 809-198C | SEED LOK TIE UP | | |
| 17. | 804-012C | WASHER FLAT 3/8 SAE PLT | | |
| 18. | 188-008V | BEARING 203 SEED-LOK WITH PIN | | |
| 19. | 800-310C | SEED LOK HANGER SPRING | | |

Fertilizer Hose

(Applies to 2S-2600, 2S-2600F only)



16459

Fertilizer Hose

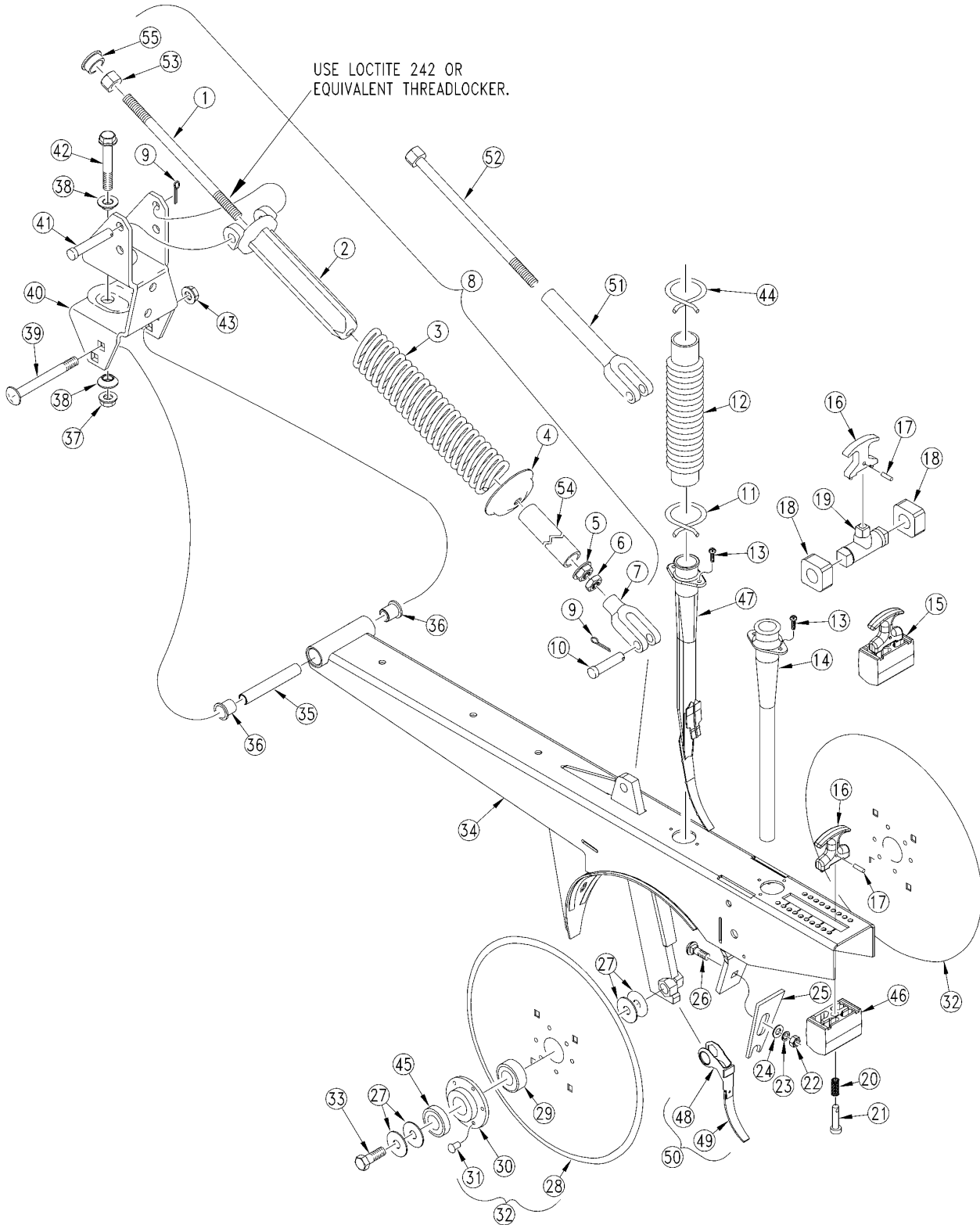
(Applies to 2S-2600, 2S-2600F only)

| Ref | Part No. | Part Description | Comments | Revision |
|------------|-----------------|---------------------------------|-----------------|-----------------|
| | dwg16459 | Image No. | | |
| 1. | 817-346C | PLASTIC FERTILIZER TUBE | | |
| 2. | 801-002C | SCREW HEX SLT10-16X1/2P.TH D CT | | |
| 3. | 800-008C | CLAMP HOSE 1 1/2 NO. 24 | | |
| 4. | 816-007C | SEED HOSE X 59 RIBS 1.5-1.25 | | |
| 5. | 800-016C | UPPER FERT HOSE CLAMP | | |
| 6. | 133-065D | SML SDS TB REINFORCEMENT RING | | |

Table of Contents Part Number Index

OO Series Long Arm Opener

(Applies to 2S-2600, 2S-2600F only)



15464

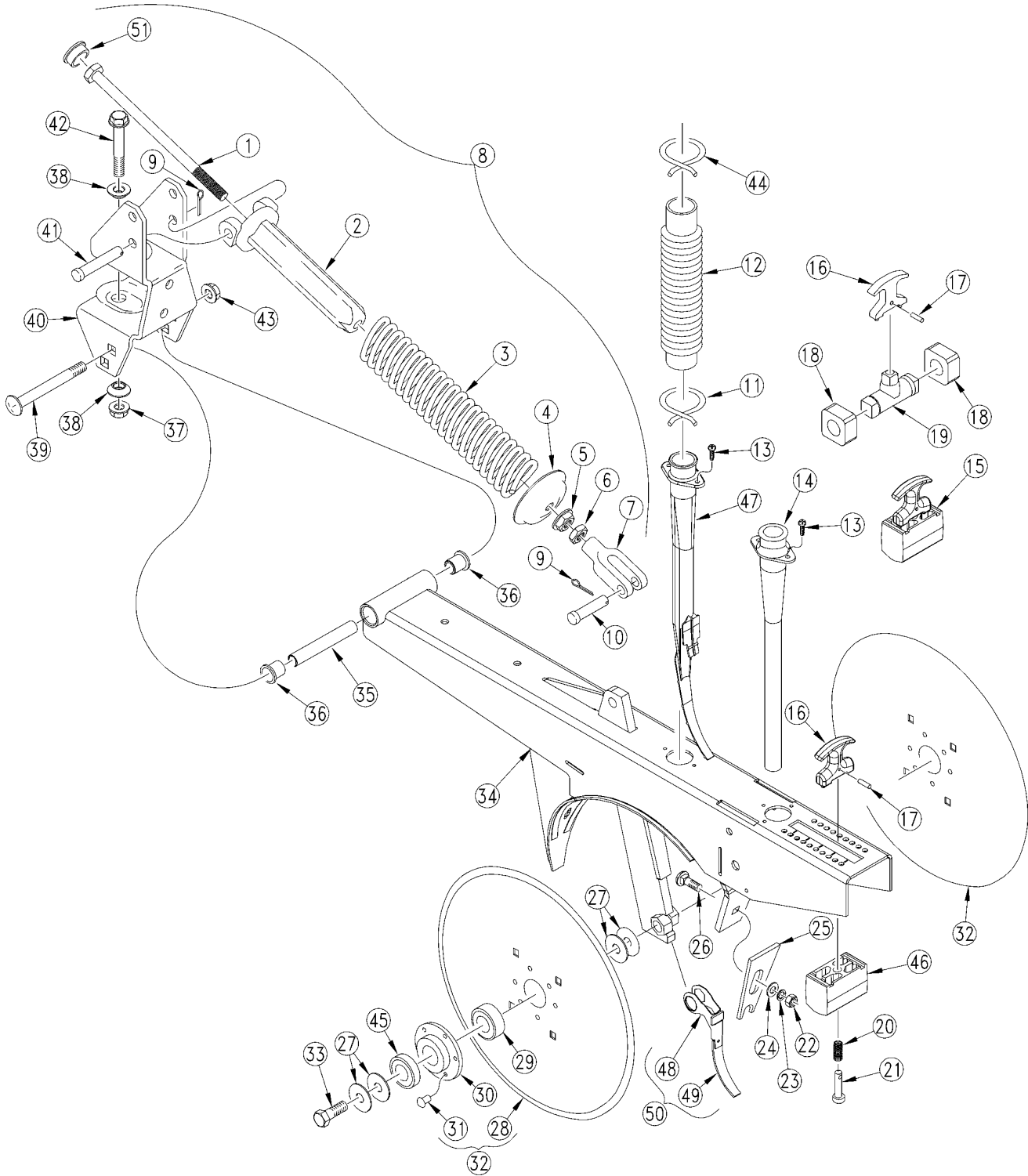
OO Series Long Arm Opener

(Applies to 2S-2600, 2S-2600F only)

| Ref | Part No. | Part Description | Comments | Revision |
|------------|-----------------|--------------------------------|---|-----------------|
| | dwg15464 | Image No. | | |
| 1. | 800-322C | STUD 1/2-13X17.6 SPTHDBBLEND | | |
| 2. | 121-167D | RPBY 812-236C | | |
| 3. | 807-159C | SPRING COMP 2 1/2ODX3/8X12 7/8 | | |
| 4. | 121-154D | SPRING STOP STAMPING | | |
| 5. | 803-193C | NUT HEX FLANGE 1/2-13 GR G PLT | | |
| 6. | 803-036C | NUT HEX JAM 1/2-13 PLT | | |
| 7. | 121-166D | ADJ. YOKE END | | |
| 8. | 121-762S | OPENER SPRING ROD ASSY. LONG | Includes items 1 through 7 | |
| 9. | 805-109C | PIN COTTER 1/8 X 1 1/4 PLT | | |
| 10. | 805-127C | PIN CLEVIS 1/2 X 1 3/4 | | |
| 11. | 800-008C | CLAMP HOSE 1 1/2 NO. 24 | | |
| 12. | 816-239C | SEED HOSE 56 RIBS X 11 LONG | | |
| 13. | 801-002C | SCREW HEX SLT10-16X1/2P.THD CT | | |
| 14. | 817-133C | PLASTIC OPENER SEED TUBE | Model year 1998- | |
| 15. | 122-202S | PW ADJUSTMENT TRUNNION ASSY | Includes items 16, 17, 20, 21 & 31 | |
| 16. | 817-328C | T-HANDLE ASSEMBLY | | |
| 17. | 805-186C | PIN ROLL 5/32 X 5/8 PLT | | |
| 18. | 817-132C | PRESS WHEEL ARM BUMPER | | |
| 19. | 812-194C | RPBY 817-347C | | |
| 20. | 807-106C | SPRING .540 O.D.X 1 1/4 X.054W | | |
| 21. | 805-154C | PIN CLEVIS 3/8 X 2 1/8 USABLE | | |
| 22. | 803-014C | NUT HEX 3/8-16 PLT | | |
| 23. | 804-013C | WASHER LOCK SPRING 3/8 PLT | | |
| 24. | 804-012C | WASHER FLAT 3/8 SAE PLT | | |
| 25. | 107-113D | D.D. SLOTTED SCRAPER | | |
| 26. | 802-015C | RHSNB 3/8-16X1 GR5 | | |
| 27. | 804-040C | WASHER MACH 1.19 X .63 X 18GA | | |
| 28. | 820-155C | RPBY 820-187C | | |
| 29. | 188-001V | BEARING AA205DD | | |
| 30. | 890-466C | HSG RIBB FLG 6BOLT PLT | | |
| 31. | 800-213C | RIVET,BUTTON HEAD 1/4 X 1/2 | | |
| 32. | 107-133S | RPBY 107-135S | Includes items 28 through 31 | |
| 33. | 802-228C | HHCS 5/8-11X1 1/2 GR5 NYL | | |
| 34. | 121-702H | OPENER WELDMENT - LONG | For drills manufactured before 5/1/2000 also order part no. 122-202S, item 15 | |
| 35. | 142-198D | STRAIGHT ARM OPENER PIVOT PIPE | | |
| 36. | 817-084C | PARALLEL ARM PIVOT BUSHING | | |
| 37. | 803-037C | NUT HEX WHIZ 1/2-13 PLT | | |
| 38. | 804-154C | WASHER POWDER METAL CONE 1/2 | | |
| 39. | 802-121C | RHSNB 1/2-13X5 1/2 GR5 | | |
| 40. | 121-151D | OPENER MOUNTING BRACKET | | |
| 41. | 805-234C | PIN CLEVIS 1/2 X 4 PLATED | | |
| 42. | 802-045C | HHCS 1/2-13X5 GR5 | | |
| 43. | 803-169C | NUT HEX FLG. LOCK 1/2-13 PLT. | | |
| 44. | 800-009C | CLAMP HOSE 1 5/8 NO. 26 | | |
| 45. | 107-111D | DD BRG FLANGE DUST COVER | | |
| 46. | 817-347C | OPENER TRUNION | (S/N DD1020+) | |
| 47. | 817-314C | OPENER SEED TUBE, PLASTIC | Model year 1999+ | |
| 48. | 121-164D | HEX SEED FLAP MOUNTING CLIP | Model year 1999+ | |
| 49. | 816-302C | SEED FLAP, RUBBER, SEED-LOK | Model year 1999+ | |
| 50. | 122-242S | SEED FLAP & HEX CLIP, SEEDLOK | Model year 1999+ | |
| 51. | 121-152D | RPBY 221-100K | Order kit 221-100K | |
| 52. | 802-550C | HHCS 1/2-13X10 SPTHDBBLEND GR8 | Order kit 221-100K | |
| 53. | 803-310C | NUT HEX 1/2-20 X 5/8 HIGH | | |
| 54. | 121-169D | SPACER TB ALUM 1ODX 1/2 X 7.28 | | |
| 55. | 816-306C | PLUG, SPRING ROD CASTING | | |

OO Series short arm opener

(Applies to 2S-2600, 2S-2600F only)



15465

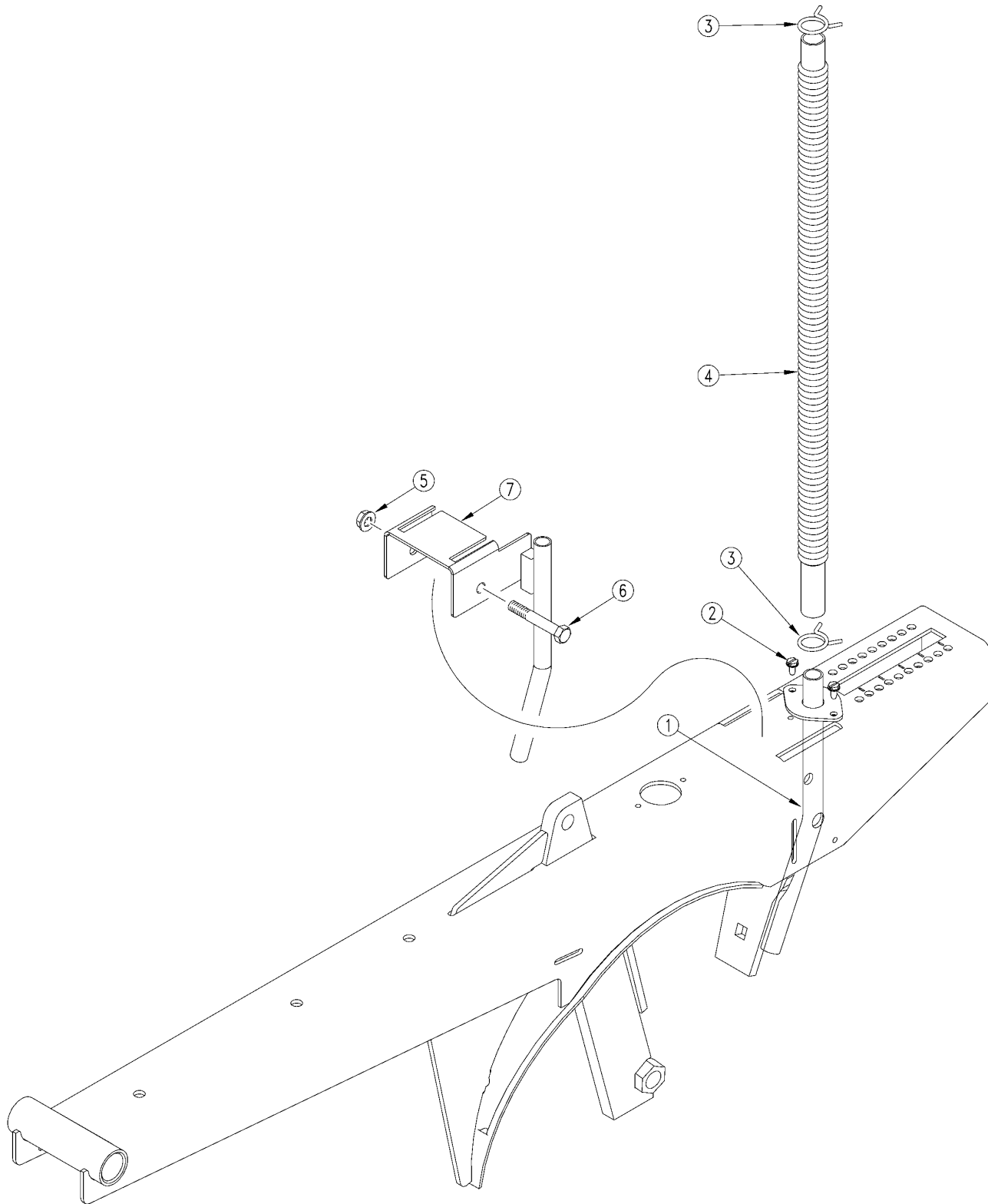
OO Series short arm opener

(Applies to 2S-2600, 2S-2600F only)

| Ref | Part No. | Part Description | Comments | Revision |
|------------|-----------------|--------------------------------|--|-----------------|
| | dwg15465 | Image No. | | |
| 1. | 802-550C | HHCS 1/2-13X10 SPTHD GR8 | | |
| 2. | 812-236C | OPNR SPRING RD TRUNION CASTING | | |
| 3. | 807-159C | SPRING COMP 2 1/2ODX3/8X12 7/8 | | |
| 4. | 121-154D | SPRING STOP STAMPING | | |
| 5. | 803-193C | NUT HEX FLANGE 1/2-13 GR G PLT | | |
| 6. | 803-036C | NUT HEX JAM 1/2-13 PLT | | |
| 7. | 812-245C | ADJUSTABLE YOKE END | | |
| 8. | 121-763S | OPENER SPRING ROD ASSY. SHRT. | Includes items 1 through 7 | |
| 9. | 805-109C | PIN COTTER 1/8 X 1 1/4 PLT | | |
| 10. | 805-127C | PIN CLEVIS 1/2 X 1 3/4 | | |
| 11. | 800-008C | CLAMP HOSE 1 1/2 NO. 24 | | |
| 12. | 816-239C | SEED HOSE 56 RIBS X 11 LONG | | |
| 13. | 801-002C | SCREW HEX SLT10-16X1/2P.THD CT | | |
| 14. | 817-133C | PLASTIC OPENER SEED TUBE | Model year 1998- | |
| 15. | 122-202S | PW ADJUSTMENT TRUNNION ASSY | Includes items 16, 17, 20, 21 and 46 | |
| 16. | 817-328C | T-HANDLE ASSEMBLY | | |
| 17. | 805-186C | PIN ROLL 5/32 X 5/8 PLT | | |
| 18. | 817-132C | PRESS WHEEL ARM BUMPER | (S/N DD1019-) Use only with item 19 | |
| 19. | 812-194C | RPBY 817-347C | (S/N DD1019-) | |
| 20. | 807-106C | SPRING .540 O.D.X 1 1/4 X.054W | | |
| 21. | 805-154C | PIN CLEVIS 3/8 X 2 1/8 USABLE | | |
| 22. | 803-014C | NUT HEX 3/8-16 PLT | | |
| 23. | 804-013C | WASHER LOCK SPRING 3/8 PLT | | |
| 24. | 804-012C | WASHER FLAT 3/8 SAE PLT | | |
| 25. | 107-113D | D.D. SLOTTED SCRAPER | | |
| 26. | 802-015C | RHSNB 3/8-16X1 GR5 | | |
| 27. | 804-040C | WASHER MACH 1.19 X .63 X 18GA | | |
| 28. | 820-155C | RPBY 820-187C | | |
| 29. | 188-001V | BEARING AA205DD | | |
| 30. | 890-466C | HSG RIBB FLG 6BOLT PLT | | |
| 31. | 800-213C | RIVET,BUTTON HEAD 1/4 X 1/2 | | |
| 32. | 107-133S | RPBY 107-135S | Includes items 28 through 31 | |
| 33. | 802-228C | HHCS 5/8-11X1 1/2 GR5 NYL | | |
| 34. | 121-703H | OPENER WELDMENT - SHORT | | |
| 35. | 142-198D | STRAIGHT ARM OPENER PIVOT PIPE | | |
| 36. | 817-084C | PARALLEL ARM PIVOT BUSHING | | |
| 37. | 803-037C | NUT HEX WHIZ 1/2-13 PLT | | |
| 38. | 804-154C | WASHER POWDER METAL CONE 1/2 | | |
| 39. | 802-121C | RHSNB 1/2-13X5 1/2 GR5 | | |
| 40. | 121-151D | OPENER MOUNTING BRACKET | | |
| 41. | 805-234C | PIN CLEVIS 1/2 X 4 PLATED | | |
| 42. | 802-045C | HHCS 1/2-13X5 GR5 | | |
| 43. | 803-169C | NUT HEX FLG. LOCK 1/2-13 PLT. | | |
| 44. | 800-009C | CLAMP HOSE 1 5/8 NO. 26 | | |
| 45. | 107-111D | DD BRG FLANGE DUST COVER | | |
| 46. | 817-347C | OPENER TRUNION | (S/N DD1020+) Replaces items 18 and 19 | |
| 47. | 817-314C | OPENER SEED TUBE, PLASTIC | Model year 1999+ | |
| 48. | 121-164D | HEX SEED FLAP MOUNTING CLIP | Model year 1999+ | |
| 49. | 816-302C | SEED FLAP, RUBBER, SEED-LOK | Model year 1999+ | |
| 50. | 122-242S | SEED FLAP & HEX CLIP, SEEDLOK | Model year 1999+ | |
| 51. | 816-306C | PLUG, SPRING ROD CASTING | | |

Small Seeds Hose

(Applies to 2S-2600, 2S-2600F only)



19325

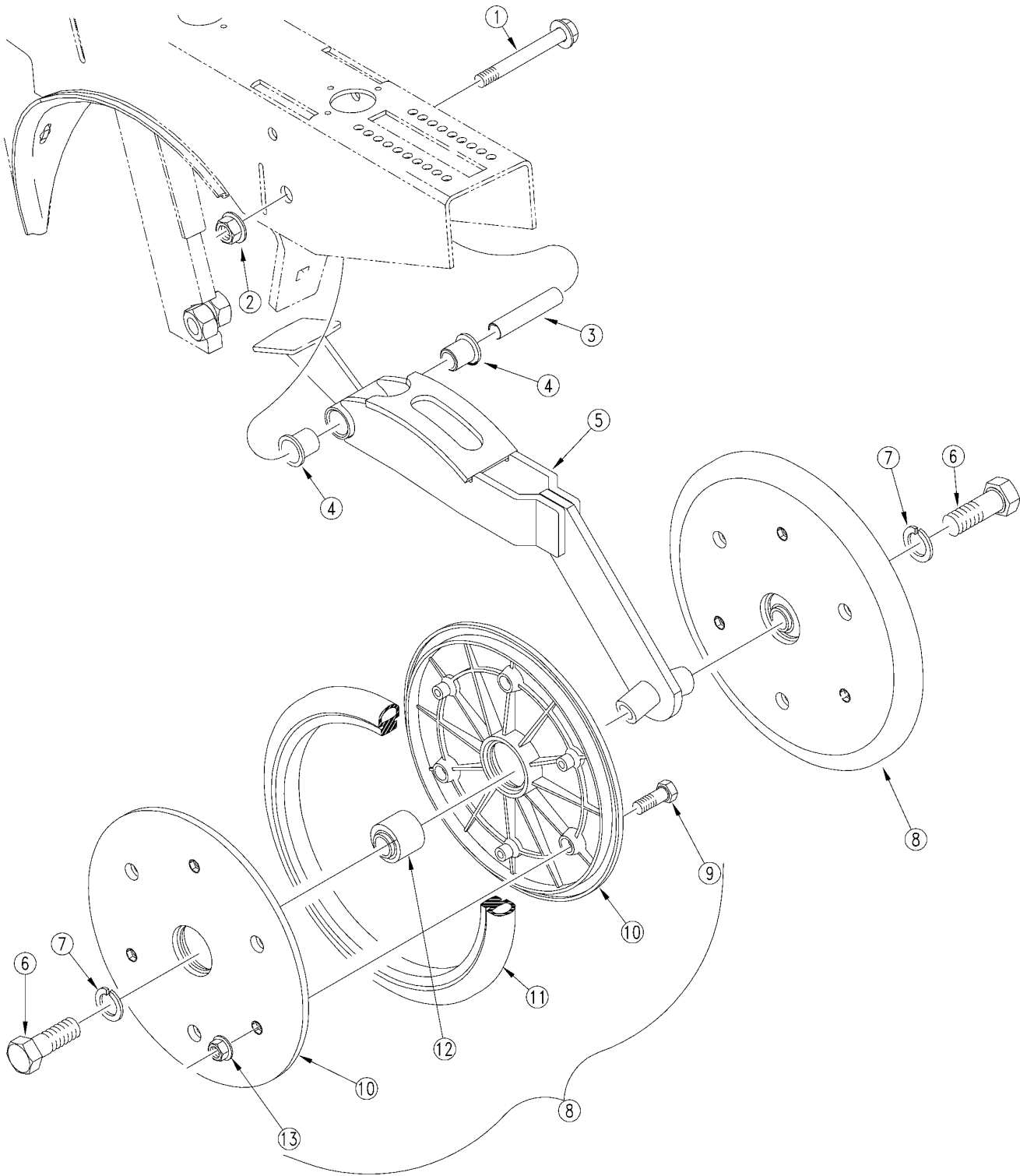
Small Seeds Hose

(Applies to 2S-2600, 2S-2600F only)

| Ref | Part No. | Part Description | Comments | Revision |
|------------|-----------------|--------------------------------|-----------------------------|-----------------|
| | dwg19325 | Image No. | | |
| 1. | 123-939H | SMALL SEEDS TUBE WELDMENT | | |
| 2. | 801-002C | SCREW HEX SLT10-16X1/2P.THD CT | | |
| 3. | 800-321C | HOSE CLAMP NO.12 3/4 ID | | |
| 4. | 816-358C | SGS HOSE 122 RIBS | | |
| 5. | 803-209C | NUT FLANGE LOCK 3/8-16 PLT | With Fertilizer Option Only | |
| 6. | 802-427C | HFS 3/8-16X3 3/4 SPTHD | With Fertilizer Option Only | |
| 7. | 133-128H | SGS SIDE DELIVERY TUBE | With Fertilizer Option Only | |

1" X 12" Double "V" Press Wheel

(Applies to 2S-2600, 2S-2600F only)



15466

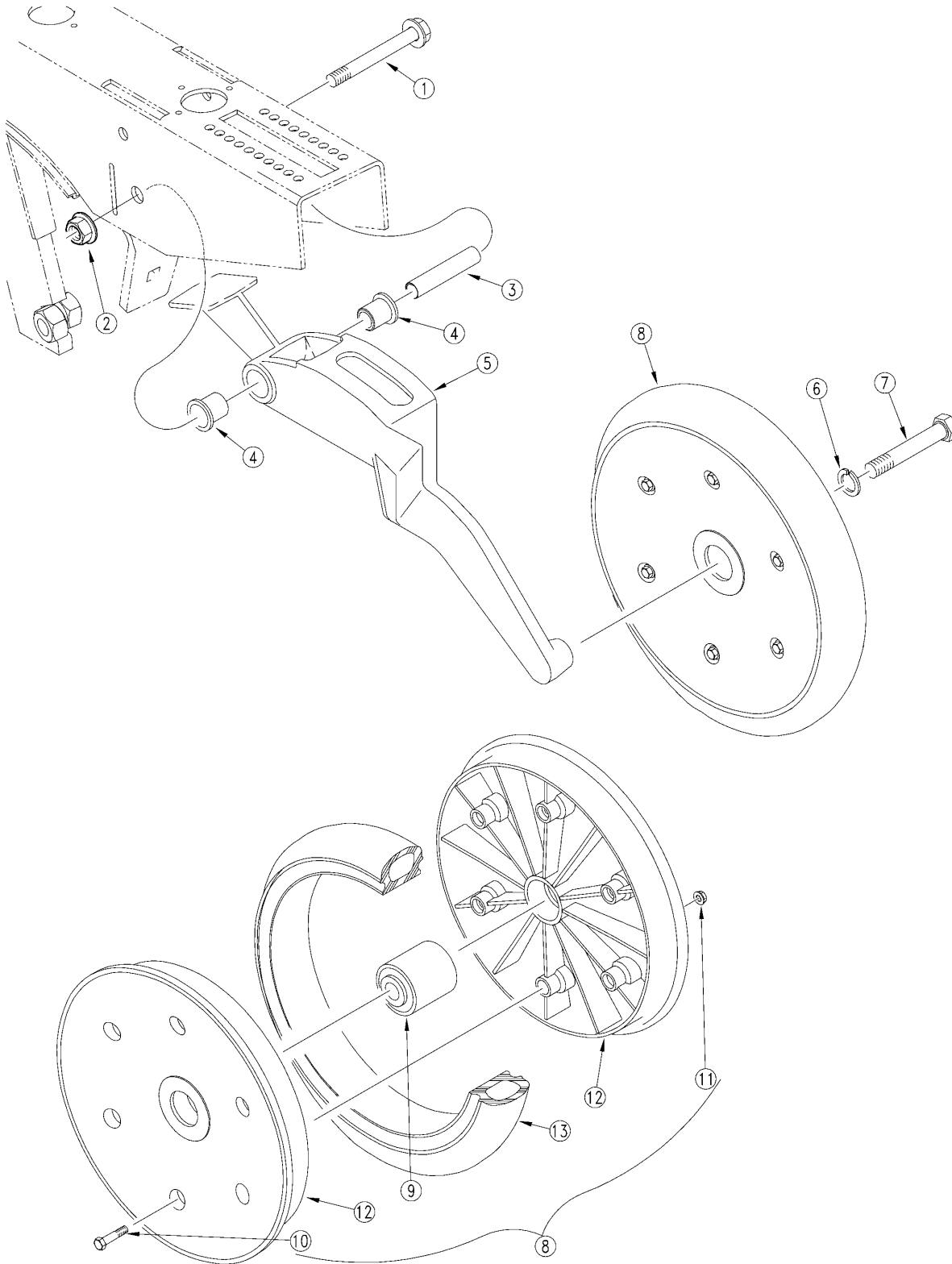
1" X 12" Double "V" Press Wheel

(Applies to 2S-2600, 2S-2600F only)

| Ref | Part No. | Part Description | Comments | Revision |
|-----|----------|-------------------------------|-----------------------------|----------|
| | dwg15466 | Image No. | | |
| 1. | 802-421C | HFS 1/2-13X3 3/4 GR5 SPTH | | |
| 2. | 803-169C | NUT HEX FLG. LOCK 1/2-13 PLT. | | |
| 3. | 198-137D | PRESS WHEEL PIVOT TUBE | | |
| 4. | 817-084C | PARALLEL ARM PIVOT BUSHING | | |
| 5. | 199-022H | 98 1X12 PRESS WHEEL WELDMNT | | |
| 6. | 802-051C | HHCS 5/8-11X1 1/2 GR5 | | |
| 7. | 804-022C | WASHER LOCK SPRING 5/8 PLT | | |
| 8. | 814-174C | 1 X 12 PRESS WHL ASSY-5203BRG | Includes items 9 through 13 | |
| 9. | 802-005C | HHCS 1/4-20X1 GR5 | | |
| 10. | 817-330C | 1 X 12 PRESS WHEEL RIM HALF | | |
| 11. | 814-034C | TIRE RUBBER 1 X 12 | | |
| 12. | 822-170C | BRG .63ID PRESS WHL ASY | | |
| 13. | 803-088C | NUT HEX LOCK 1/4-20 FLG | | |

2" X 13" Single Press Wheel

(Applies to 2S-2600, 2S-2600F only)



15467

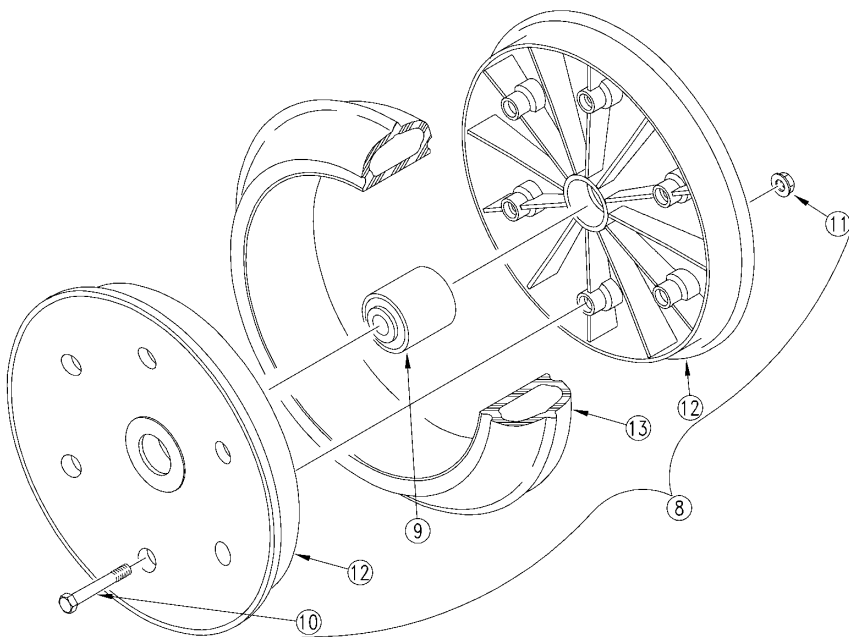
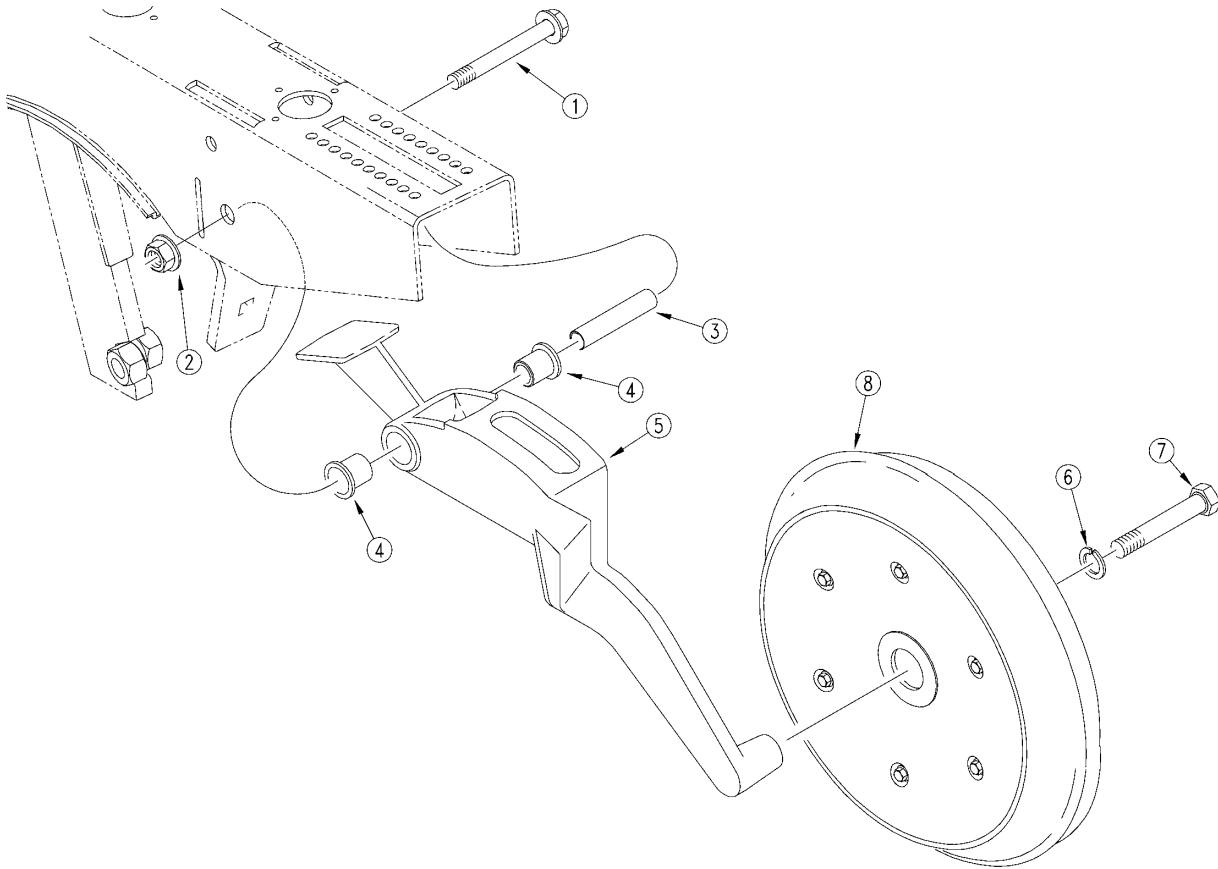
2" X 13" Single Press Wheel

(Applies to 2S-2600, 2S-2600F only)

| Ref | Part No. | Part Description | Comments | Revision |
|-----|----------|-------------------------------|-----------------------------|----------|
| | dwg15467 | Image No. | | |
| 1. | 802-421C | HFS 1/2-13X3 3/4 GR5 SPTH | | |
| 2. | 803-169C | NUT HEX FLG. LOCK 1/2-13 PLT. | | |
| 3. | 198-137D | PRESS WHEEL PIVOT TUBE | | |
| 4. | 817-084C | PARALLEL ARM PIVOT BUSHING | | |
| 5. | 199-042D | UNIVERSAL PW ARM MACH 2&3X13 | | 2nd rev. |
| 5. | 199-028D | RPBY 199-042D | | 1st rev. |
| 6. | 804-022C | WASHER LOCK SPRING 5/8 PLT | | |
| 7. | 802-058C | HHCS 5/8-11X2 1/2 GR5 | | |
| 8. | 814-157C | 2 X 13 PRESS WHEEL ASSEMBLY | Includes items 9 through 13 | |
| 9. | 822-170C | BRG .63ID PRESS WHL ASY | | |
| 10. | 802-617C | HHFS 1/4-20 X 1 1/2 GR 5 | | |
| 11. | 803-088C | NUT HEX LOCK 1/4-20 FLG | | |
| 12. | 817-296C | 2 X 13 PRESS WHEEL RIM HALF | | |
| 13. | 814-159C | 2 X 13 PRESS WHEEL TIRE | | |

3" X 13" Single Press Wheel

(Applies to 2S-2600, 2S-2600F only)



15468

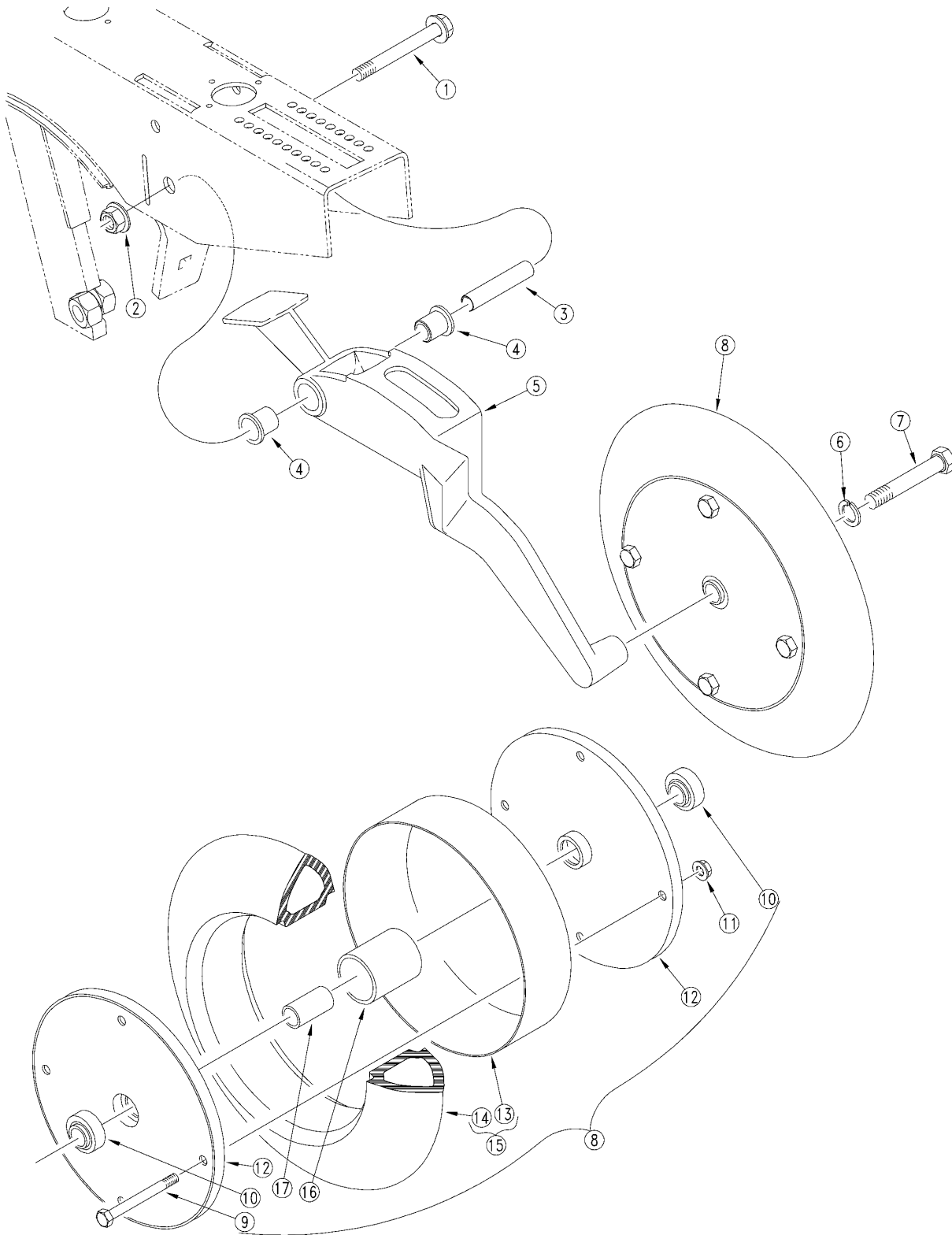
3" X 13" Single Press Wheel

(Applies to 2S-2600, 2S-2600F only)

| Ref | Part No. | Part Description | Comments | Revision |
|-----|----------|-------------------------------|-----------------------------|----------|
| | dwg15468 | Image No. | | |
| 1. | 802-421C | HFS 1/2-13X3 3/4 GR5 SPTH | | |
| 2. | 803-169C | NUT HEX FLG. LOCK 1/2-13 PLT. | | |
| 3. | 198-137D | PRESS WHEEL PIVOT TUBE | | |
| 4. | 817-084C | PARALLEL ARM PIVOT BUSHING | | |
| 5. | 199-042D | UNIVERSAL PW ARM MACH 2&3X13 | | 2nd rev. |
| 5. | 199-029D | RPBY 199-042D | | 1st rev. |
| 6. | 804-022C | WASHER LOCK SPRING 5/8 PLT | | |
| 7. | 802-058C | HHCS 5/8-11X2 1/2 GR5 | | |
| 8. | 814-158C | 3 X 13 PRESS WHEEL ASSEMBLY | Includes items 9 through 13 | |
| 9. | 822-170C | BRG .63ID PRESS WHL ASY | | |
| 10. | 802-618C | HHFS 1/4-20 X 2 GR 5 | | |
| 11. | 803-088C | NUT HEX LOCK 1/4-20 FLG | | |
| 12. | 817-297C | 3 X 13 PRESS WHEEL RIM HALF | | |
| 13. | 814-160C | 3 X 13 PRESS WHEEL TIRE | | |

3" X 14" Peaked Single Press Wheel

(Applies to 2S-2600, 2S-2600F only)



15469

3" X 14" Peaked Single Press Wheel

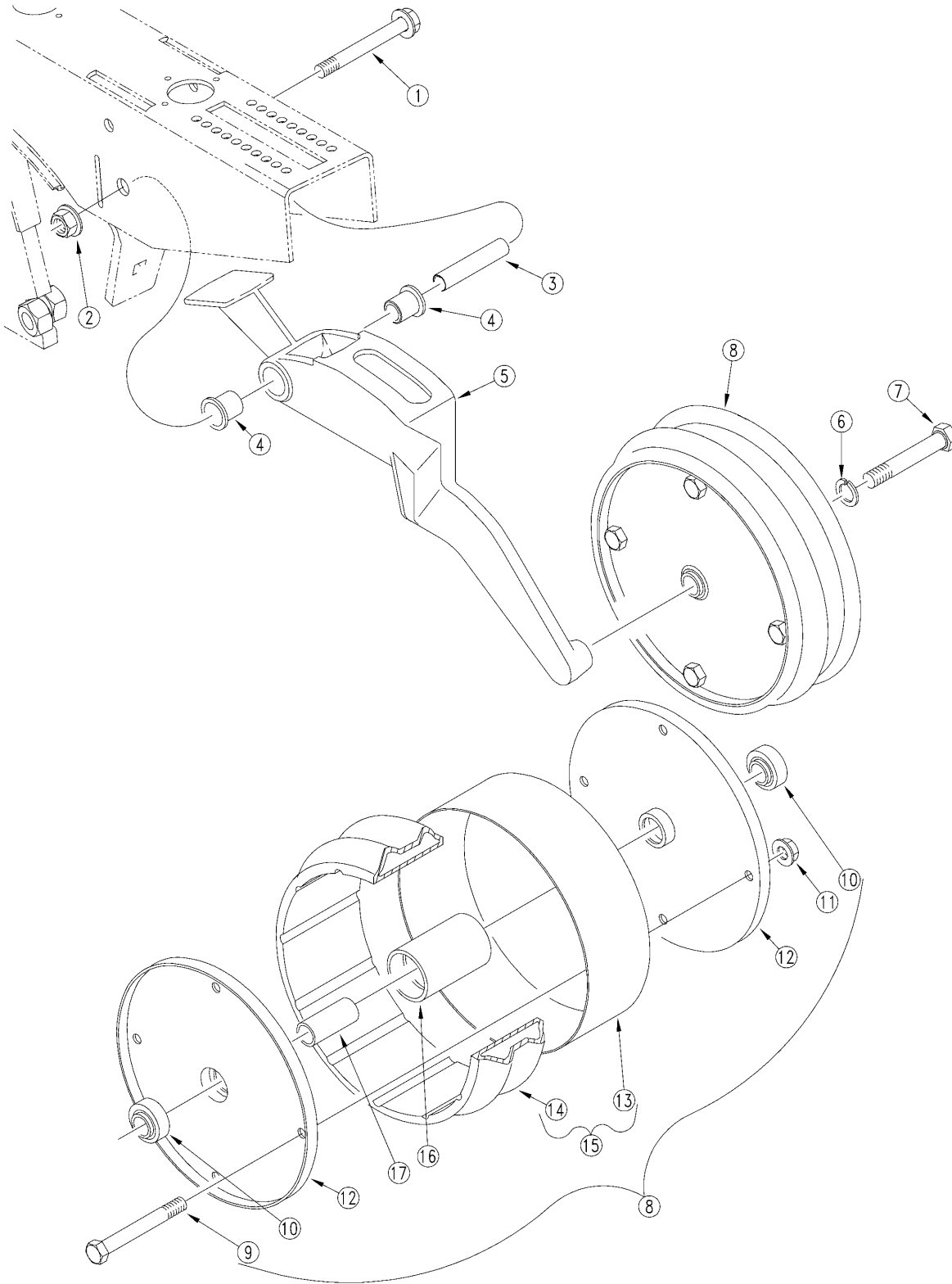
(Applies to 2S-2600, 2S-2600F only)

| Ref | Part No. | Part Description | Comments | Revision |
|-----|----------|--------------------------------|-----------------------------|----------|
| | dwg15469 | Image No. | | |
| 1. | 802-421C | HFS 1/2-13X3 3/4 GR5 SPTHD | | |
| 2. | 803-169C | NUT HEX FLG. LOCK 1/2-13 PLT. | | |
| 3. | 198-137D | PRESS WHEEL PIVOT TUBE | | |
| 4. | 817-084C | PARALLEL ARM PIVOT BUSHING | | |
| 5. | 199-030D | 3 X 14 PRESS WHEEL ARM | | |
| 6. | 804-022C | WASHER LOCK SPRING 5/8 PLT | | |
| 7. | 802-059C | HHCS 5/8-11X3 GR5 | | |
| 8. | 122-117S | 3 X 14 PEAKED P.W. ASSEMBLY | Includes items 9 through 17 | |
| 9. | 802-197C | HHCS 5/16-18X2 3/4 GR5 | | |
| 10. | 822-095C | BRG INS .63IDX1.57OD DBL LIP | | |
| 11. | 803-177C | 803-184 FLG TP LK 5/16-18ZNYCR | | |
| 12. | 122-041D | 4X12 PW RIM HALF | | |
| 13. | 817-063C | 3 X 14 RIM SPACER RING | | |
| 14. | 814-067C | 3 X 14 PEAKED PRESS WHEEL TIRE | | |
| 15. | 122-198V | 3 X 14 TIRE & RING ASSEMBLY | Includes items 13 and 14 | |
| 16. | 817-062C | LARGE SPACER TUBE | | |
| 17. | 122-110D | SMALL SPACER TUBE | | |

[Table of Contents](#) [Part Number Index](#)

4" X 12" Double Ribbed Single Press Wheel

(Applies to 2S-2600, 2S-2600F only)



15470

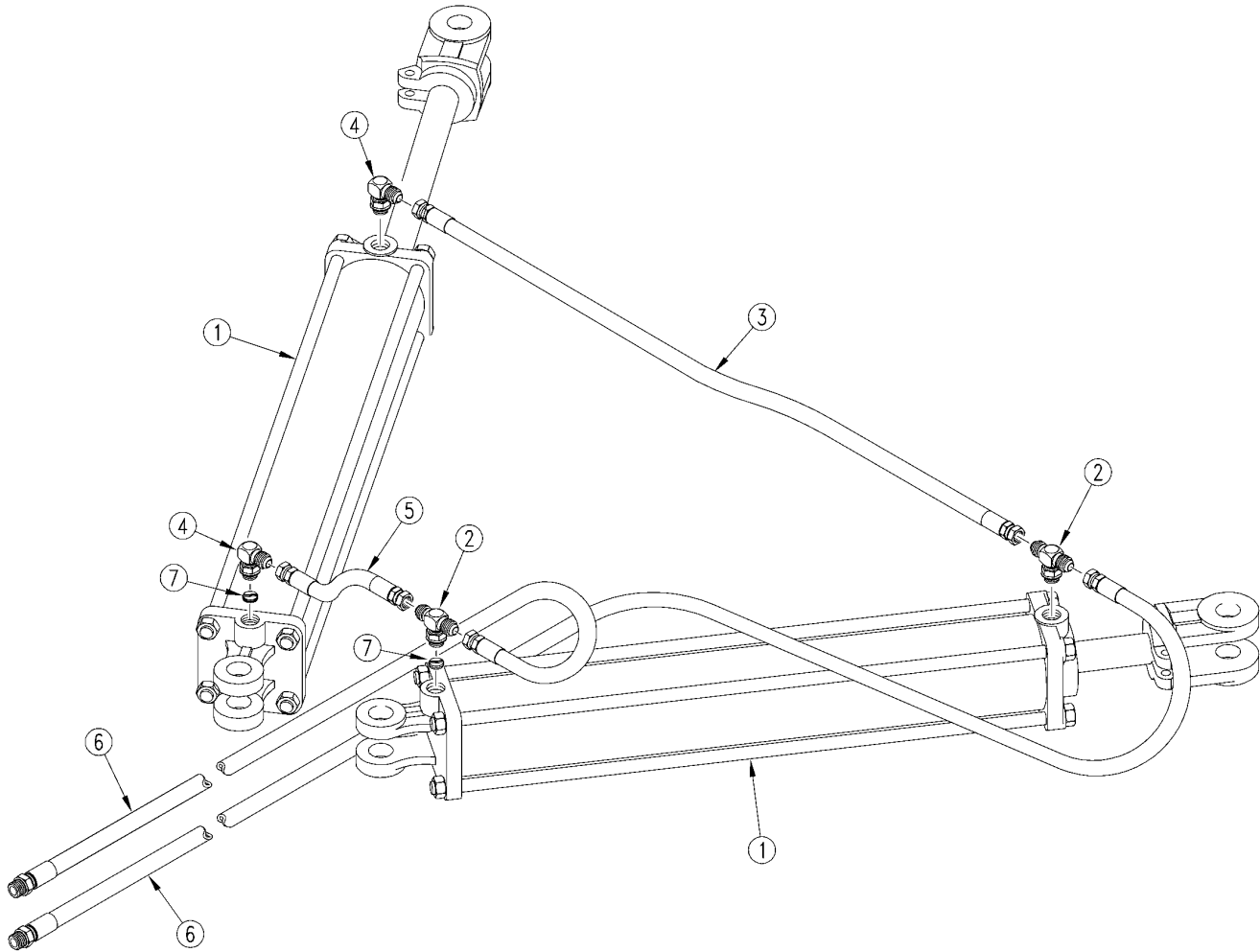
4" X 12" Double Ribbed Single Press Wheel

(Applies to 2S-2600, 2S-2600F only)

| Ref | Part No. | Part Description | Comments | Revision |
|------------|-----------------|--------------------------------|-----------------------------|-----------------|
| | dwg15470 | Image No. | | |
| 1. | 802-421C | HFS 1/2-13X3 3/4 GR5 SPTH | | |
| 2. | 803-169C | NUT HEX FLG. LOCK 1/2-13 PLT. | | |
| 3. | 198-137D | PRESS WHEEL PIVOT TUBE | | |
| 4. | 817-084C | PARALLEL ARM PIVOT BUSHING | | |
| 5. | 199-031D | 4 X 12 PRESS WHEEL ARM | | |
| 6. | 804-022C | WASHER LOCK SPRING 5/8 PLT | | |
| 7. | 802-151C | HHCS 5/8-11X4 1/4 GR5 | | |
| 8. | 122-103S | 4X12 V-GROOVE PRESS WHL ASSY | Includes items 9 through 17 | |
| 9. | 802-119C | HHCS 5/16-18X3 3/4 GR5 | | |
| 10. | 822-095C | BRG INS .63IDX1.57OD DBL LIP | | |
| 11. | 803-177C | 803-184 FLG TP LK 5/16-18ZNYCR | | |
| 12. | 122-041D | 4X12 PW RIM HALF | | |
| 13. | 817-023C | 4 X 12 RIM SPACER RING | | |
| 14. | 814-010C | TIRE PW 4 X 12 | | |
| 15. | 122-197V | 4X12 V-GROOVE TIRE & RING ASSY | Includes items 13 and 14 | |
| 16. | 817-022C | 4 X 12 LARGE SPREADER TUBE | | |
| 17. | 122-094D | 4X12 SMALL SPREADER TUBE-SHORT | | |

Fold Hydraulics

(Applies to 2S-2600, 2S-2600F only)



15473

Fold Hydraulics

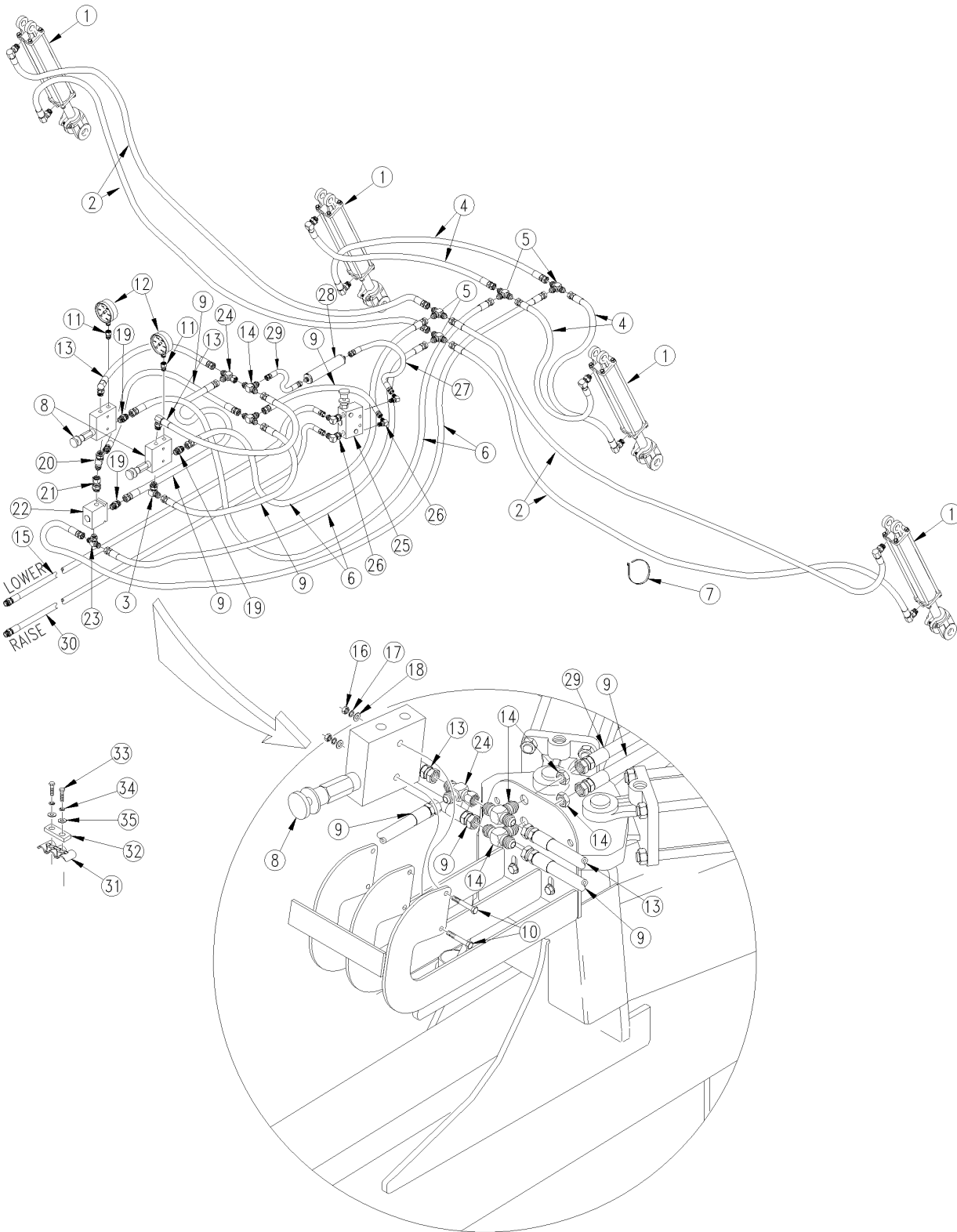
(Applies to 2S-2600, 2S-2600F only)

| Ref | Part No. | Part Description | Comments | Revision |
|------------|-----------------|------------------------------|---|-----------------|
| | dwg15473 | Image No. | | |
| 1. | 810-298C | CYL 3.5X20X1.5 ROD (TIE ROD) | Refer to Toolbar Axle Midway Hydraulics Cylinder 3.5x12x1.25 *810-316C) for breakdown | |
| 2. | 811-470C | TE 9/16MJIC 3/4MORB 9/16MJIC | | |
| 3. | 811-574C | HH1/4R1 040 9/16FJIC | | |
| 4. | 811-171C | EL 3/4MORB 9/16MJIC | | |
| 5. | 811-140C | HH1/4R1 012 9/16FJIC | | |
| 6. | 811-183C | HH1/4R1 381 1/2MNPT 9/16FJIC | | |
| 7. | 811-490C | RPBY 196-429D | | |

[Table of Contents](#) [Part Number Index](#)

Opener Down Pressure Hydraulics (Closed Center) (S/N DD1215-)

(Applies to 2S-2600, 2S-2600F only)



17112

Opener Down Pressure Hydraulics (Closed Center) (S/N DD1215-)

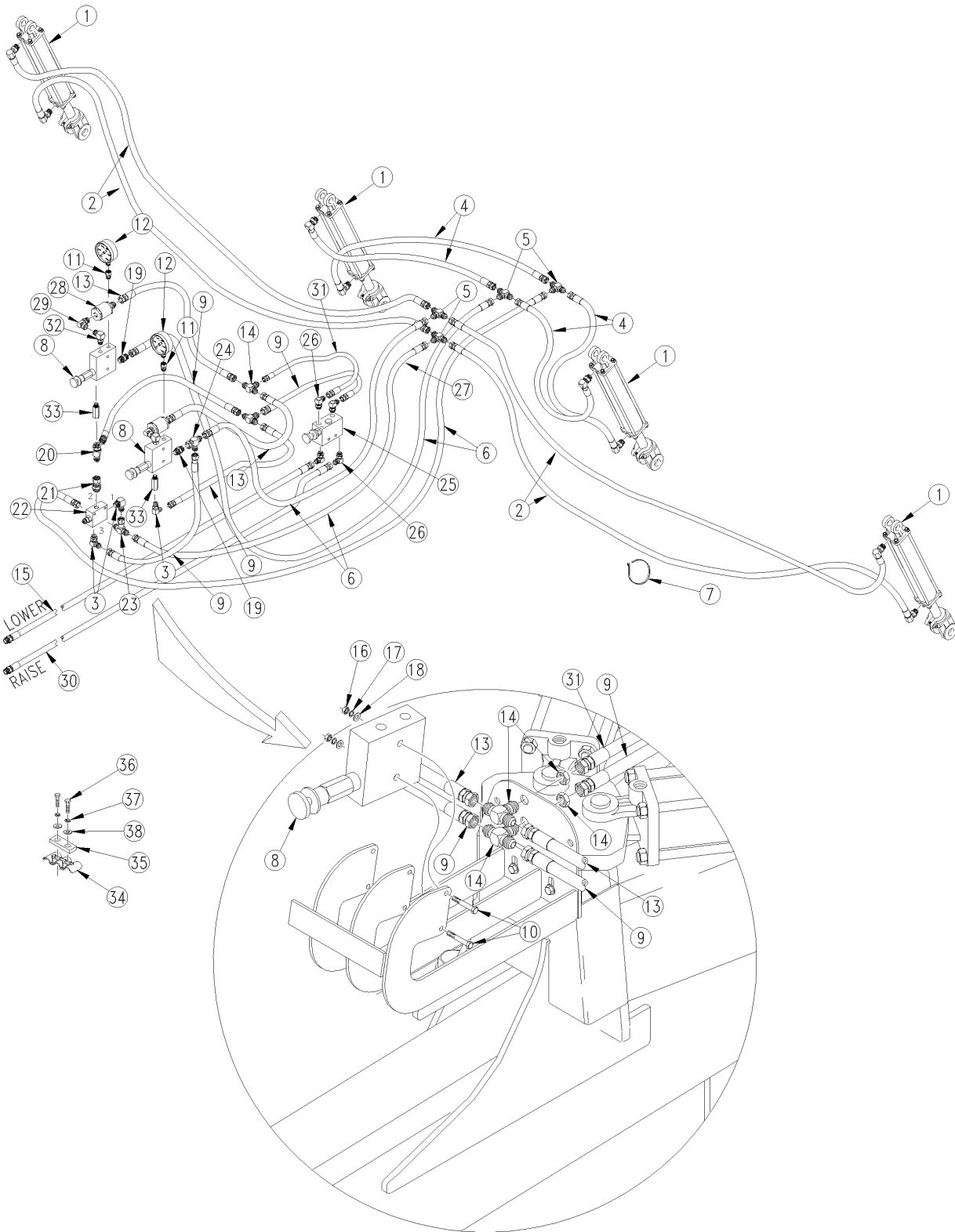
(Applies to 2S-2600, 2S-2600F only)

| Ref | Part No. | Part Description | Comments | Revision |
|------------|-----------------|--------------------------------|---|-----------------|
| | dwg17112 | Image No. | | |
| 1. | 810-299C | CYL 2X8X1.12 ROD (TIE ROD) | Refer to (Opener Lift Midway Hydraulic Cylinder2x8x1.12 (810-299C) | |
| 2. | 811-697C | HH1/4R1 200 9/16FJIC9/16MORM90 | | |
| 3. | 811-065C | EL 9/16MJIC 9/16MORB | | |
| 4. | 811-578C | HH1/4R1 074 9/16FJIC9/16MORM90 | | |
| 5. | 811-312C | TE 9/16MJIC | | |
| 6. | 811-698C | HH3/8R1 062 9/16FJIC | | |
| 7. | 800-082C | CABLE TIE .31X21.5 6DIA 120LB | | |
| 8. | 810-301C | VALVE PRESS REDUCING W/CHECK | Refer to (Pressure Reducing Valve (810-301C) | |
| 9. | 811-631C | HH3/8R1 018 9/16FJIC | | |
| 10. | 802-551C | HHCS 1/4-20X2 1/4 GR5 | | |
| 11. | 811-677C | AD 9/16MORB 1/4FNPT | | |
| 12. | 810-300C | PRESSURE GAUGE 3000 PSI | | |
| 13. | 811-632C | HH3/8R1 021 9/16FJIC9/16MORB90 | | |
| 14. | 811-356C | TE 9/16MJIC BH 9/16MJIC 9/16MJ | | |
| 15. | 811-585C | HH3/8R1 408 1/2MNPT 9/16FJIC | | |
| 16. | 803-006C | NUT-HEX 1/4-20 PLT | | |
| 17. | 804-006C | WASHER LOCK SPRING 1/4 PLT | | |
| 18. | 804-075C | WASHER FLAT 1/4 USS PLT | | |
| 19. | 811-170C | AD 9/16MORB 9/16MJIC | | |
| 20. | 811-064C | TE 9/16MJIC 9/16MJIC 9/16MORB | | |
| 21. | 811-627C | AD 9/16MORB 9/16FJIC | | |
| 22. | 810-428C | VALVE PO CHECK 4:1 W/9/16FORB | Refer to (Opener Down Pressure Hydraulics (Open Center) (S/N DD1215-) Item 30 | |
| 23. | 811-439C | TE 9/16MORB 9/16MJIC 9/16MJIC | | |
| 24. | 811-061C | TE 9/16MJIC 9/16MJIC 9/16FJIC | | |
| 25. | 810-432C | HYDRAULIC BYPASS VALVE | | |
| 26. | 811-171C | EL 3/4MORB 9/16MJIC | | |
| 27. | 811-118C | HH3/8R1 041 9/16FJIC 3/4FJIC | | |
| 28. | 810-410C | FILTER INLINE SHOEMAKER #8055 | | |
| 29. | 811-286C | HH3/8R2 020 3/4FJIC 9/16FJIC | | |
| 30. | 811-796C | HH1/2R1 408 1/2MNPT 9/16FJIC | | |
| 31. | 196-146D | 3-HOSE CLAMP BRACKET | | |
| 32. | 196-885D | HOSE CLAMP HOLDDOWN | | |
| 33. | 802-007C | HHCS 5/16-18X3/4 GR5 | | |
| 34. | 804-009C | WASHER LOCK SPRING 5/16 PLT | | |
| 35. | 804-036C | WASHER FLAT 5/16 SAE PLT | | |

Table of Contents Part Number Index

Opener Down Pressure Hydraulics (Closed Center) (S/N DD1216+)

(Applies to 2S-2600, 2S-2600F only)



22963

Opener Down Pressure Hydraulics (Closed Center) (S/N DD1216+)

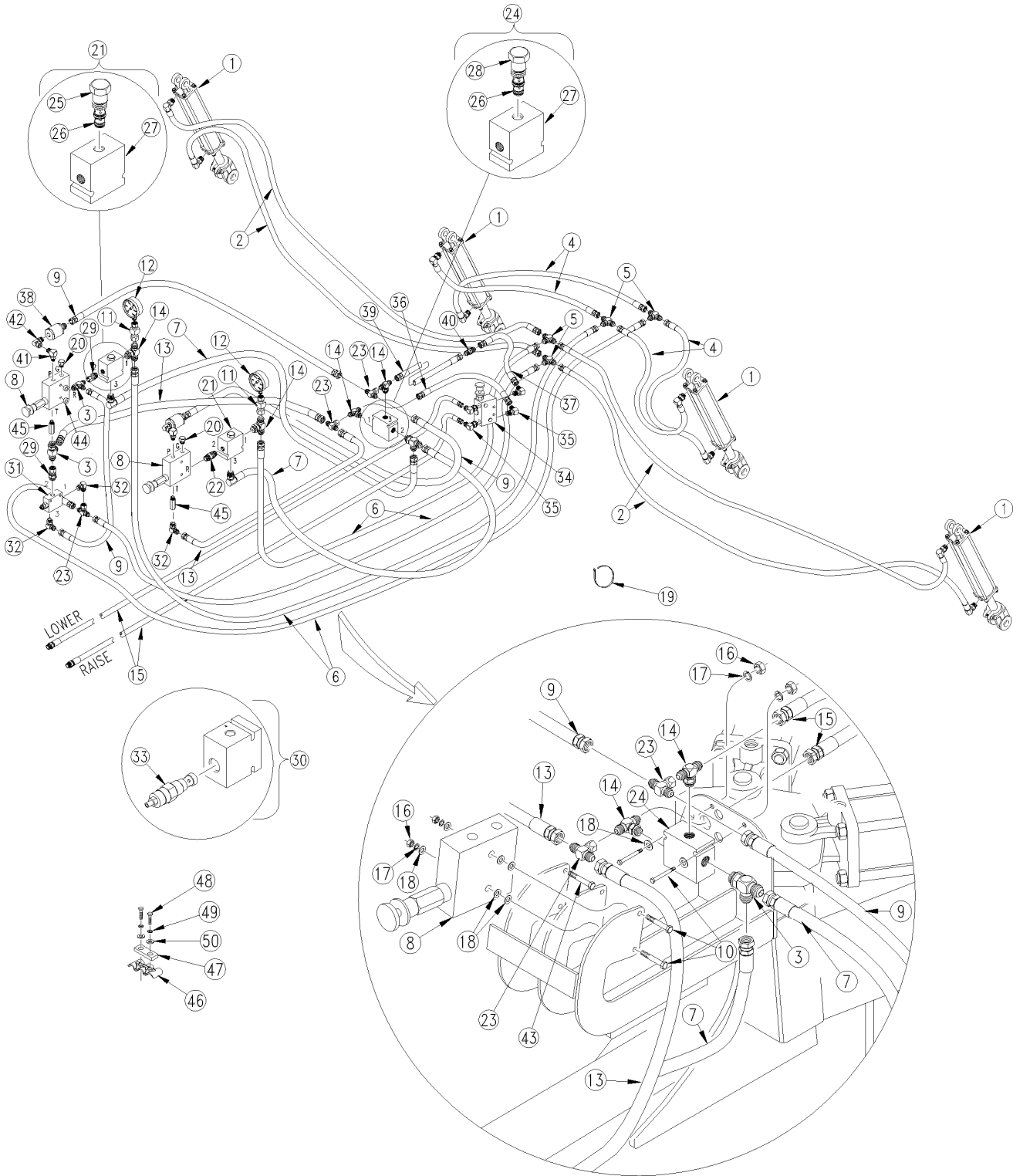
(Applies to 2S-2600, 2S-2600F only)

| Ref | Part No. | Part Description | Comments | Revision |
|------------|-----------------|--------------------------------|---|-----------------|
| | dwg22963 | Image No. | | |
| 1. | 810-299C | CYL 2X8X1.12 ROD (TIE ROD) | Refer to (Opener Lift Midway Hydraulic Cylinder2x8x1.12 (810-299C) | |
| 2. | 811-697C | HH1/4R1 200 9/16FJIC9/16MORM90 | | |
| 3. | 811-065C | EL 9/16MJIC 9/16MORB | | |
| 4. | 811-578C | HH1/4R1 074 9/16FJIC9/16MORM90 | | |
| 5. | 811-312C | TE 9/16MJIC | | |
| 6. | 811-698C | HH3/8R1 062 9/16FJIC | | |
| 7. | 800-082C | CABLE TIE .31X21.5 6DIA 120LB | | |
| 8. | 810-301C | VALVE PRESS REDUCING W/CHECK | Refer to (Pressure Reducing Valve (810-301C) | |
| 9. | 811-631C | HH3/8R1 018 9/16FJIC | | |
| 10. | 802-551C | HHCS 1/4-20X2 1/4 GR5 | | |
| 11. | 811-677C | AD 9/16MORB 1/4FNPT | | |
| 12. | 810-300C | PRESSURE GAUGE 3000 PSI | | |
| 13. | 811-286C | HH3/8R2 020 3/4FJIC 9/16FJIC | | |
| 14. | 811-356C | TE 9/16MJIC BH 9/16MJIC 9/16MJ | | |
| 15. | 811-585C | HH3/8R1 408 1/2MNPT 9/16FJIC | | |
| 16. | 803-006C | NUT-HEX 1/4-20 PLT | | |
| 17. | 804-006C | WASHER LOCK SPRING 1/4 PLT | | |
| 18. | 804-075C | WASHER FLAT 1/4 USS PLT | | |
| 19. | 811-170C | AD 9/16MORB 9/16MJIC | | |
| 20. | 811-064C | TE 9/16MJIC 9/16MJIC 9/16MORB | | |
| 21. | 811-627C | AD 9/16MORB 9/16FJIC | | |
| 22. | 810-523C | VALVE COUNTER BAL 10:1 9/16FOB | (S/N DD1589-) Refer to (Counterbalance Valve (810-523C) Shown (S/N DD1590+) | |
| 22. | 810-757C | COUNTERBALANCE VALVE 10:1 SUN | | |
| 23. | 811-193C | TE 9/16FJIC 9/16MJIC 9/16MJIC | | |
| 24. | 811-061C | TE 9/16MJIC 9/16MJIC 9/16FJIC | | |
| 25. | 810-432C | HYDRAULIC BYPASS VALVE | | |
| 26. | 811-171C | EL 3/4MORB 9/16MJIC | | |
| 27. | 811-118C | HH3/8R1 041 9/16FJIC 3/4FJIC | | |
| 28. | 810-554C | FILTER INLINE 3/4FORB 3/4MJIC | For replacement screen order 810-553C | |
| 29. | 841-077C | EL 3/4FJIC 3/4MORB | | |
| 30. | 811-796C | HH1/2R1 408 1/2MNPT 9/16FJIC | | |
| 31. | 841-161C | HH3/8R1 041 9/16FJIC | | |
| 32. | 811-216C | EL 3/4MJIC 9/16MORB | | |
| 33. | 851-310C | VALVE INLINE CHECK SAE 6 | (S/N DD1801+) | |
| 34. | 196-146D | 3-HOSE CLAMP BRACKET | | |
| 35. | 196-885D | HOSE CLAMP HOLDDOWN | | |
| 36. | 802-007C | HHCS 5/16-18X3/4 GR5 | | |
| 37. | 804-009C | WASHER LOCK SPRING 5/16 PLT | | |
| 38. | 804-036C | WASHER FLAT 5/16 SAE PLT | | |

Table of Contents Part Number Index

Opener Down Pressure Hydraulics (Open Center) (S/N DD1216+)

(Applies to 2S-2600, 2S-2600F only)



22964

Opener Down Pressure Hydraulics (Open Center) (S/N DD1216+)

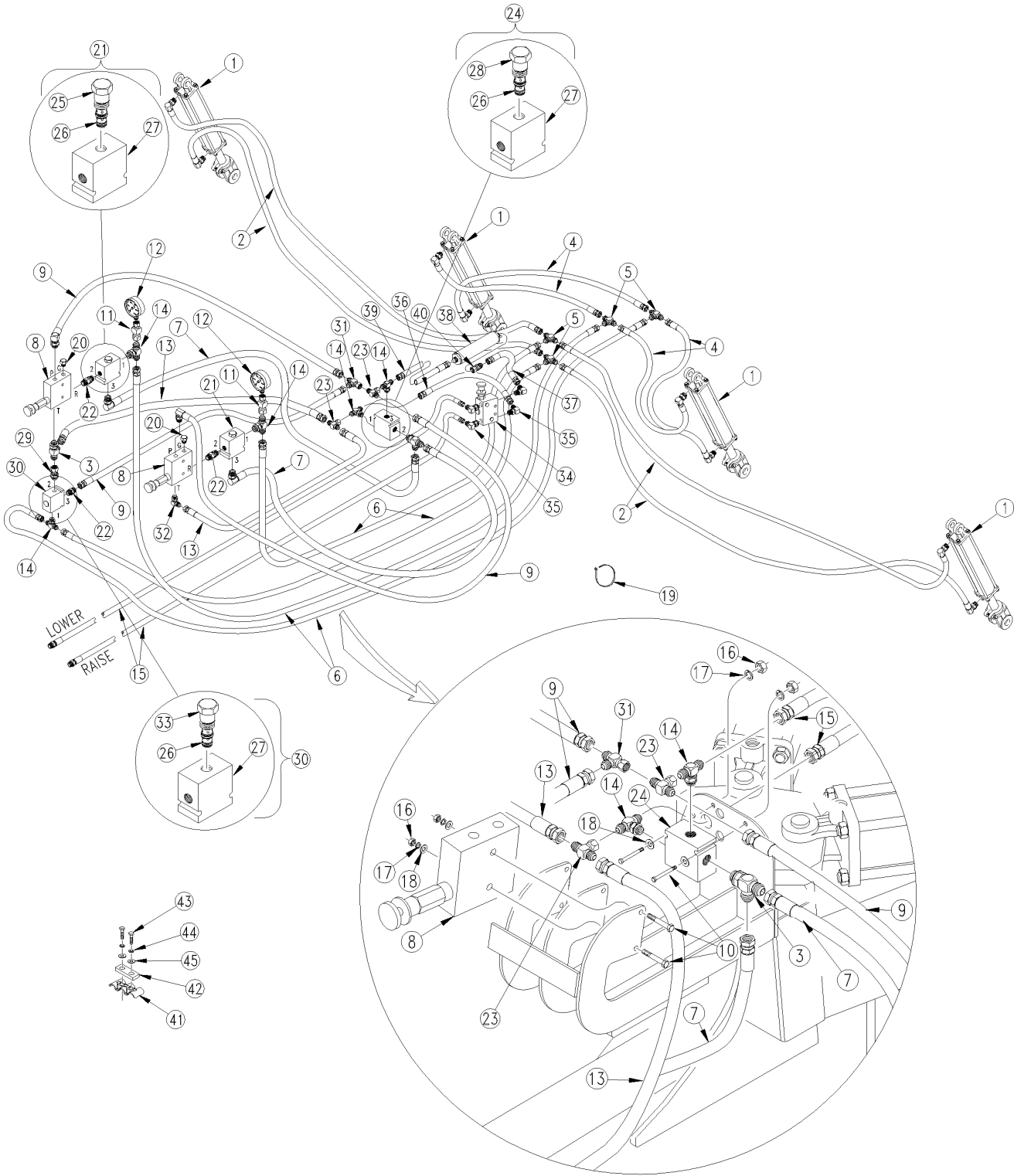
(Applies to 2S-2600, 2S-2600F only)

| Ref | Part No. | Part Description | Comments | Revision |
|------------|-----------------|--------------------------------|-----------------|-----------------|
| | dwg22964 | Image No. | | |
| 1. | 810-299C | CYL 2X8X1.12 ROD (TIE ROD) | | |
| 2. | 811-697C | HH1/4R1 200 9/16FJIC9/16MORM90 | | |
| 3. | 811-064C | TE 9/16MJIC 9/16MJIC 9/16MORB | | |
| 4. | 811-578C | HH1/4R1 074 9/16FJIC9/16MORM90 | | |
| 5. | 811-312C | TE 9/16MJIC | | |
| 6. | 811-698C | HH3/8R1 062 9/16FJIC | | |
| 7. | 811-531C | HH1/4R2 018 9/16FJIC9/16MORB90 | | |
| 8. | 810-301C | VALVE PRESS REDUCING W/CHECK | | |
| 9. | 811-631C | HH3/8R1 018 9/16FJIC | | |
| 10. | 802-551C | HHCS 1/4-20X2 1/4 GR5 | | |
| 11. | 811-582C | AD 9/16FJIC 1/4FNPT | | |
| 12. | 810-300C | PRESSURE GAUGE 3000 PSI | | |
| 13. | 811-631C | HH3/8R1 018 9/16FJIC | | |
| 14. | 811-439C | TE 9/16MORB 9/16MJIC 9/16MJIC | | |
| 15. | 811-585C | HH3/8R1 408 1/2MNPT 9/16FJIC | | |
| 16. | 803-006C | NUT HEX 1/4-20 PLT | | |
| 17. | 804-006C | WASHER LOCK SPRING 1/4 PLT | | |
| 18. | 804-075C | WASHER FLAT 1/4 USS PLT | | |
| 19. | 800-082C | CABLE TIE .31X21.5 6DIA 120LB | | |
| 20. | 811-675C | PL 9/16MORB HEX HEAD | | |
| 21. | 810-343C | VALVE PO CHECK 2:1 W/9/16FORB | | |
| 22. | 811-636C | AD 9/16MORB STRAIGHT UNION | | |
| 23. | 811-193C | TE 9/16FJIC 9/16MJIC 9/16MJIC | | |
| 24. | 810-344C | VALVE SHUTTLE 9/16FORB PORTS | | |
| 25. | 810-293C | VALVE P O CHECK DELTA 85002692 | | |
| 26. | 810-303C | SEAL KIT 7/8-14 DELTA 21170040 | | |
| 27. | 30102360 | DELTA BODY ONLY FS#6 SAE PORTS | | |
| 28. | 85002946 | DELTA SHUTTLE VALVE CARTRIDGE | | |
| 29. | 811-627C | AD 9/16MORB 9/16FJIC | | |
| 30. | 810-523C | VALVE COUNTER BAL 10:1 9/16FOB | (S/N DD1589-) | |
| 31. | 810-757C | COUNTERBALANCE VALVE 10:1 SUN | (S/N DD1590+) | |
| 32. | 811-065C | EL 9/16MJIC 9/16MORB | | |
| 33. | 810-524C | CARTRGE COUNTER BAL 10:1 EATON | (S/N DD1589-) | |
| 34. | 810-432C | HYDRAULIC BYPASS VALVE | | |
| 35. | 811-171C | EL 3/4MORB 9/16MJIC | | |
| 36. | 811-631C | HH3/8R1 018 9/16FJIC | | |
| 37. | 811-118C | HH3/8R1 041 9/16FJIC 3/4FJIC | | |
| 38. | 810-554C | FILTER INLINE SHOEMAKER #8055 | | |
| 39. | 811-286C | HH3/8R2 020 3/4FJIC 9/16FJIC | | |
| 40. | 811-430C | AD 3/4MJIC 3/4MJIC | | |
| 41. | 811-216C | EL 3/4MJIC 9/16MORB | | |
| 42. | 841-077C | EL 3/4FJIC 3/4MORB | | |
| 43. | 802-097C | HHCS 1/4-20X2 1/2 GR5 | | |
| 44. | 890-351C | BUSHING 5/8 OD X 11/32 ID | | |
| 45. | 851-310C | VALVE INLINE CHECK SAE 6 | (S/N DD1801+) | |
| 46. | 196-146D | 3-HOSE CLAMP BRACKET | | |
| 47. | 196-885D | HOSE CLAMP HOLDDOWN | | |
| 48. | 802-007C | HHCS 5/16-18X3/4 GR5 | | |
| 49. | 804-009C | WASHER LOCK SPRING 5/16 PLT | | |
| 50. | 804-036C | WASHER FLAT 5/16 SAE PLT | | |

Table of Contents Part Number Index

Opener Down Pressure Hydraulics (Open Center) (S/N DD1215-)

(Applies to 2S-2600, 2S-2600F only)



17113

Opener Down Pressure Hydraulics (Open Center) (S/N DD1215-)

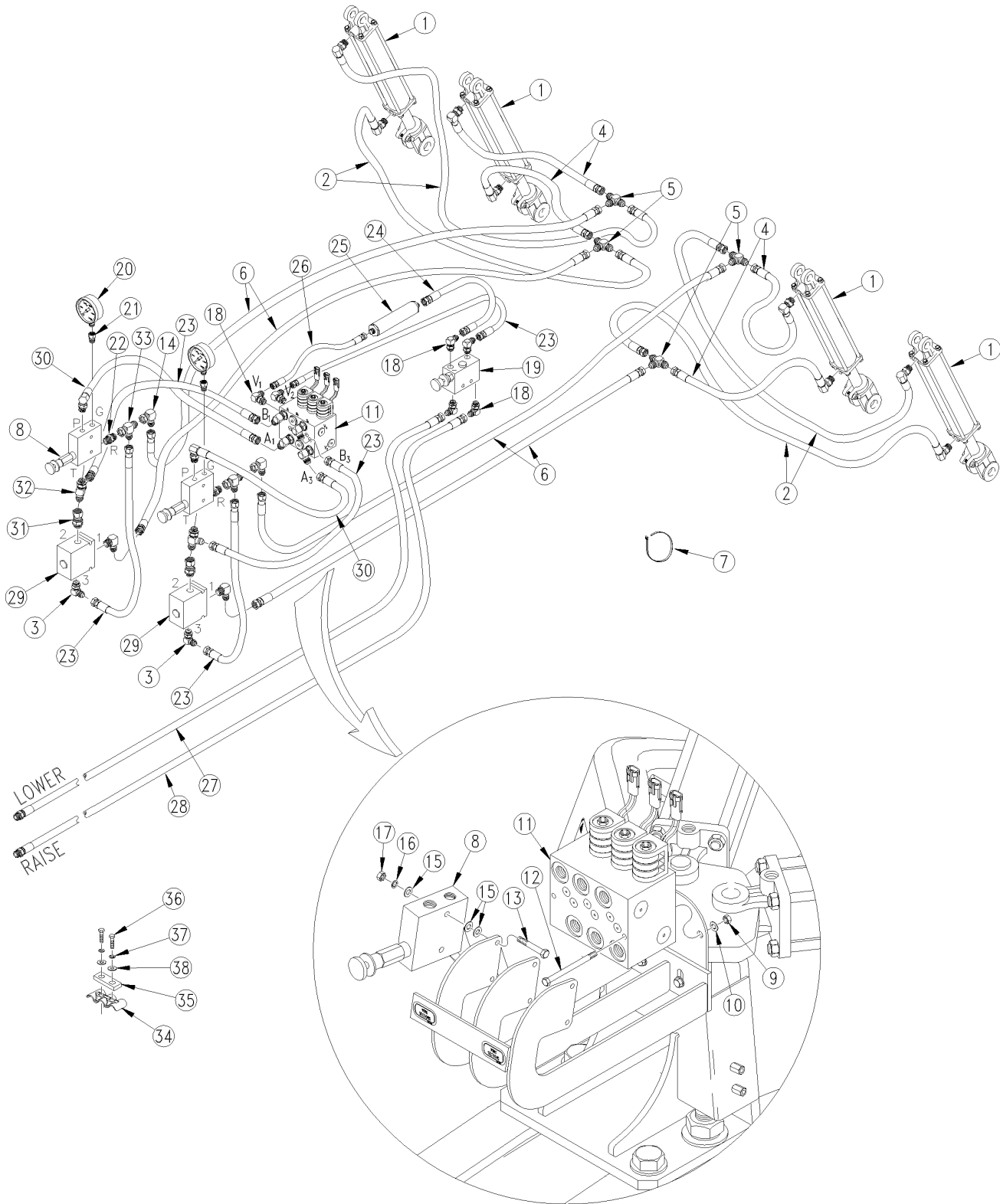
(Applies to 2S-2600, 2S-2600F only)

| Ref | Part No. | Part Description | Comments | Revision |
|------------|-----------------|--------------------------------|---|-----------------|
| | dwg17113 | Image No. | | |
| 1. | 810-299C | CYL 2X8X1.12 ROD (TIE ROD) | Refer to (Opener Lift Midway Hydraulic Cylinder2x8x1.12 (810-299C) | |
| 2. | 811-697C | HH1/4R1 200 9/16FJIC9/16MORM90 | | |
| 3. | 811-064C | TE 9/16MJIC 9/16MJIC 9/16MORB | | |
| 4. | 811-578C | HH1/4R1 074 9/16FJIC9/16MORM90 | | |
| 5. | 811-312C | TE 9/16MJIC | | |
| 6. | 811-698C | HH3/8R1 062 9/16FJIC | | |
| 7. | 811-531C | HH1/4R2 018 9/16FJIC9/16MORB90 | | |
| 8. | 810-301C | VALVE PRESS REDUCING W/CHECK | Refer to (Pressure Reducing Valve (810-301C) | |
| 9. | 811-632C | HH3/8R1 021 9/16FJIC9/16MORB90 | | |
| 10. | 802-551C | HHCS 1/4-20X2 1/4 GR5 | | |
| 11. | 811-582C | AD 9/16FJIC 1/4FNPT | | |
| 12. | 810-300C | PRESSURE GAUGE 3000 PSI | | |
| 13. | 811-631C | HH3/8R1 018 9/16FJIC | | |
| 14. | 811-439C | TE 9/16MORB 9/16MJIC 9/16MJIC | | |
| 15. | 811-585C | HH3/8R1 408 1/2MNPT 9/16FJIC | | |
| 16. | 803-006C | NUT-HEX 1/4-20 PLT | | |
| 17. | 804-006C | WASHER LOCK SPRING 1/4 PLT | | |
| 18. | 804-075C | WASHER FLAT 1/4 USS PLT | | |
| 19. | 800-082C | CABLE TIE .31X21.5 6DIA 120LB | | |
| 20. | 811-675C | PL 9/16MORB HEX HEAD | | |
| 21. | 810-343C | VALVE PO CHECK 2:1 W/9/16FORB | | |
| 22. | 811-636C | AD 9/16MORB STRAIGHT UNION | | |
| 23. | 811-193C | TE 9/16FJIC 9/16MJIC 9/16MJIC | | |
| 24. | 810-344C | VALVE SHUTTLE 9/16FORB PORTS | | |
| 25. | 810-293C | VALVE P O CHECK DELTA 85002692 | | |
| 26. | 810-303C | SEAL KIT 7/8-14 DELTA 21170040 | | |
| 27. | 30102360 | DELTA BODY ONLY FS#6 SAE PORTS | | |
| 28. | 85002946 | DELTA SHUTTLE VALVE CARTRIDGE | | |
| 29. | 811-627C | AD 9/16MORB 9/16FJIC | | |
| 30. | 810-428C | VALVE PO CHECK 4:1 W/9/16FORB | Refer to (Opener Down Pressure Hydraulics (Open Center) (S/N DD1215-) Item 30 | |
| 31. | 811-061C | TE 9/16MJIC 9/16MJIC 9/16FJIC | | |
| 32. | 811-065C | EL 9/16MJIC 9/16MORB | | |
| 33. | 810-429C | VALVE CTRG PO CK DELT 85002657 | | |
| 34. | 810-432C | HYDRAULIC BYPASS VALVE | | |
| 35. | 811-171C | EL 3/4MORB 9/16MJIC | | |
| 36. | 811-631C | HH3/8R1 018 9/16FJIC | | |
| 37. | 811-118C | HH3/8R1 041 9/16FJIC 3/4FJIC | | |
| 38. | 810-410C | FILTER INLINE SHOEMAKER #8055 | | |
| 39. | 811-286C | HH3/8R2 020 3/4FJIC 9/16FJIC | | |
| 40. | 811-146C | AD 3/4FJIC 9/16MJIC | | |
| 41. | 196-146D | 3-HOSE CLAMP BRACKET | | |
| 42. | 196-885D | HOSE CLAMP HOLDDOWN | | |
| 43. | 802-007C | HHCS 5/16-18X3/4 GR5 | | |
| 44. | 804-009C | WASHER LOCK SPRING 5/16 PLT | | |
| 45. | 804-036C | WASHER FLAT 5/16 SAE PLT | | |

[Table of Contents](#) [Part Number Index](#)

Opener Down Pressure Hydraulics With Point Row (Option) (S/N DD1215-)

(Applies to 2S-2600, 2S-2600F only)



22973

Opener Down Pressure Hydraulics With Point Row (Option) (S/N DD1215-)

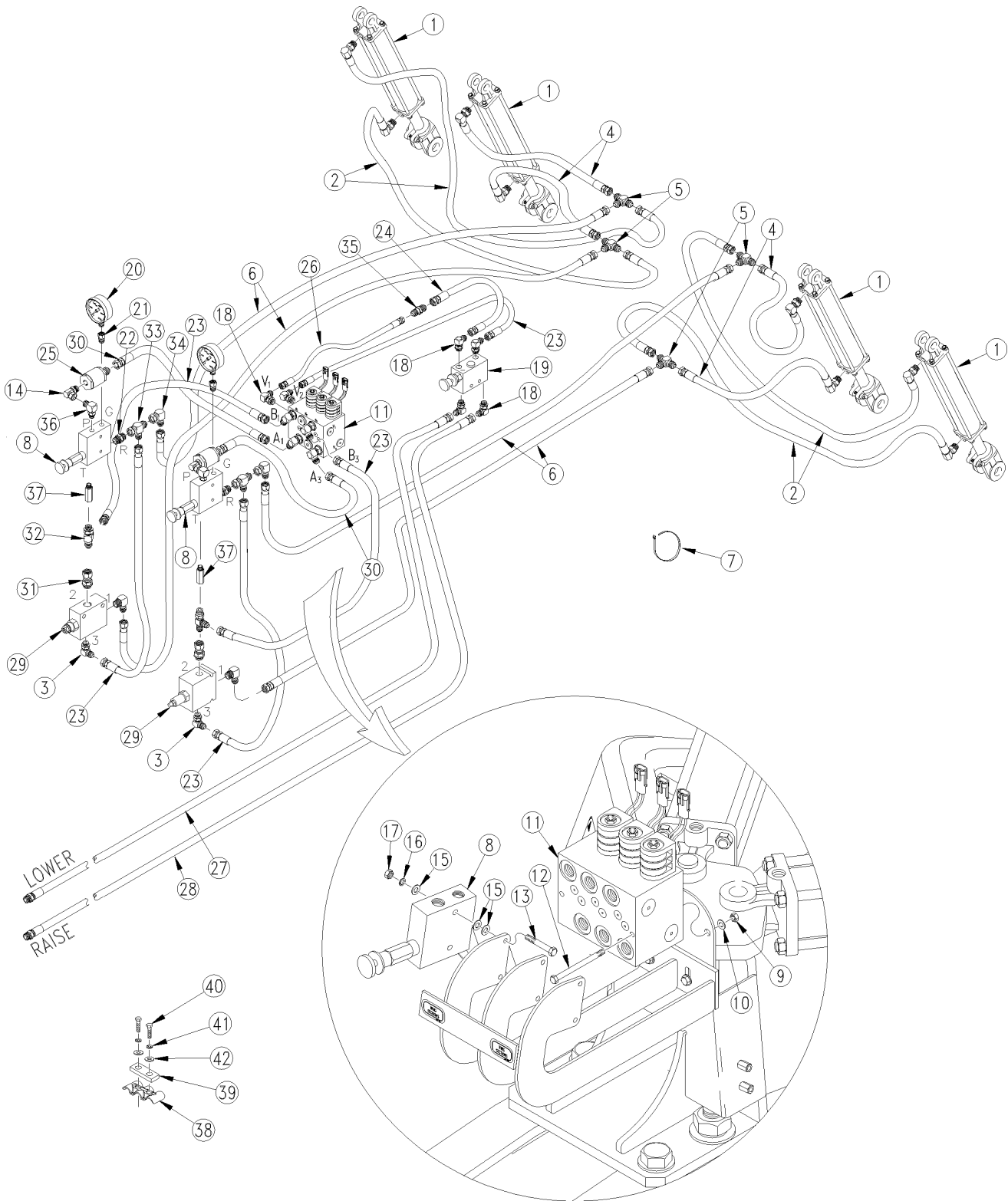
(Applies to 2S-2600, 2S-2600F only)

| Ref | Part No. | Part Description | Comments | Revision |
|------------|-----------------|--------------------------------|---|-----------------|
| | dwg22973 | Image No. | | |
| 1. | 810-299C | CYL 2X8X1.12 ROD (TIE ROD) | Refer to (Opener Lift Midway Hydraulic Cylinder2x8x1.12 (810-299C) | |
| 2. | 811-697C | HH1/4R1 200 9/16FJIC9/16MORM90 | | |
| 3. | 811-065C | EL 9/16MJIC 9/16MORB | | |
| 4. | 811-578C | HH1/4R1 074 9/16FJIC9/16MORM90 | | |
| 5. | 811-312C | TE 9/16MJIC | | |
| 6. | 811-698C | HH3/8R1 062 9/16FJIC | | |
| 7. | 800-082C | CABLE TIE .31X21.5 6DIA 120LB | | |
| 8. | 810-301C | VALVE PRESS REDUCING W/CHECK | Refer to (Pressure Reducing Valve (810-301C) | |
| 9. | 803-013C | NUT LOCK 3/8-16 PLT | | |
| 10. | 804-011C | WASHER FLAT 3/8 USS PLT | | |
| 11. | 810-371C | MANIFOLD ASY 3S-3000 POINT ROW | | |
| 12. | 802-026C | HHCS 3/8-16X3 3/4 GR5 | | |
| 13. | 802-551C | HHCS 1/4-20X2 1/4 GR5 | | |
| 14. | 811-169C | EL 9/16MJIC 9/16FJIC | | |
| 15. | 804-075C | WASHER FLAT 1/4 USS PLT | | |
| 16. | 804-006C | WASHER LOCK SPRING 1/4 PLT | | |
| 17. | 803-006C | NUT-HEX 1/4-20 PLT | | |
| 18. | 811-171C | EL 3/4MORB 9/16MJIC | | |
| 19. | 810-432C | HYDRAULIC BYPASS VALVE | | |
| 20. | 810-300C | PRESSURE GAUGE 3000 PSI | | |
| 21. | 811-677C | AD 9/16MORB 1/4FNPT | | |
| 22. | 811-170C | AD 9/16MORB 9/16MJIC | | |
| 23. | 811-631C | HH3/8R1 018 9/16FJIC | | |
| 24. | 811-118C | HH3/8R1 041 9/16FJIC 3/4FJIC | | |
| 25. | 810-410C | FILTER INLINE SHOEMAKER #8055 | | |
| 26. | 811-286C | HH3/8R2 020 3/4FJIC 9/16FJIC | | |
| 27. | 811-585C | HH3/8R1 408 1/2MNPT 9/16FJIC | | |
| 28. | 811-796C | HH1/2R1 408 1/2MNPT 9/16FJIC | | |
| 29. | 810-428C | VALVE PO CHECK 4:1 W/9/16FORB | Refer to (Opener Down Pressure Hydraulics (Open Center) (S/N DD1215-) Item 30 | |
| 30. | 811-632C | HH3/8R1 021 9/16FJIC9/16MORB90 | | |
| 31. | 811-627C | AD 9/16MORB 9/16FJIC | | |
| 32. | 811-064C | TE 9/16MJIC 9/16MJIC 9/16MORB | | |
| 33. | 811-061C | TE 9/16MJIC 9/16MJIC 9/16FJIC | | |
| 34. | 196-146D | 3-HOSE CLAMP BRACKET | | |
| 35. | 196-885D | HOSE CLAMP HOLDDOWN | | |
| 36. | 802-007C | HHCS 5/16-18X3/4 GR5 | | |
| 37. | 804-009C | WASHER LOCK SPRING 5/16 PLT | | |
| 38. | 804-036C | WASHER FLAT 5/16 SAE PLT | | |

[Table of Contents](#) [Part Number Index](#)

Opener Down Pressure Hydraulics With Point Row (Option) (S/N DD1216+)

(Applies to 2S-2600, 2S-2600F only)



22974

Opener Down Pressure Hydraulics With Point Row (Option) (S/N DD1216+)

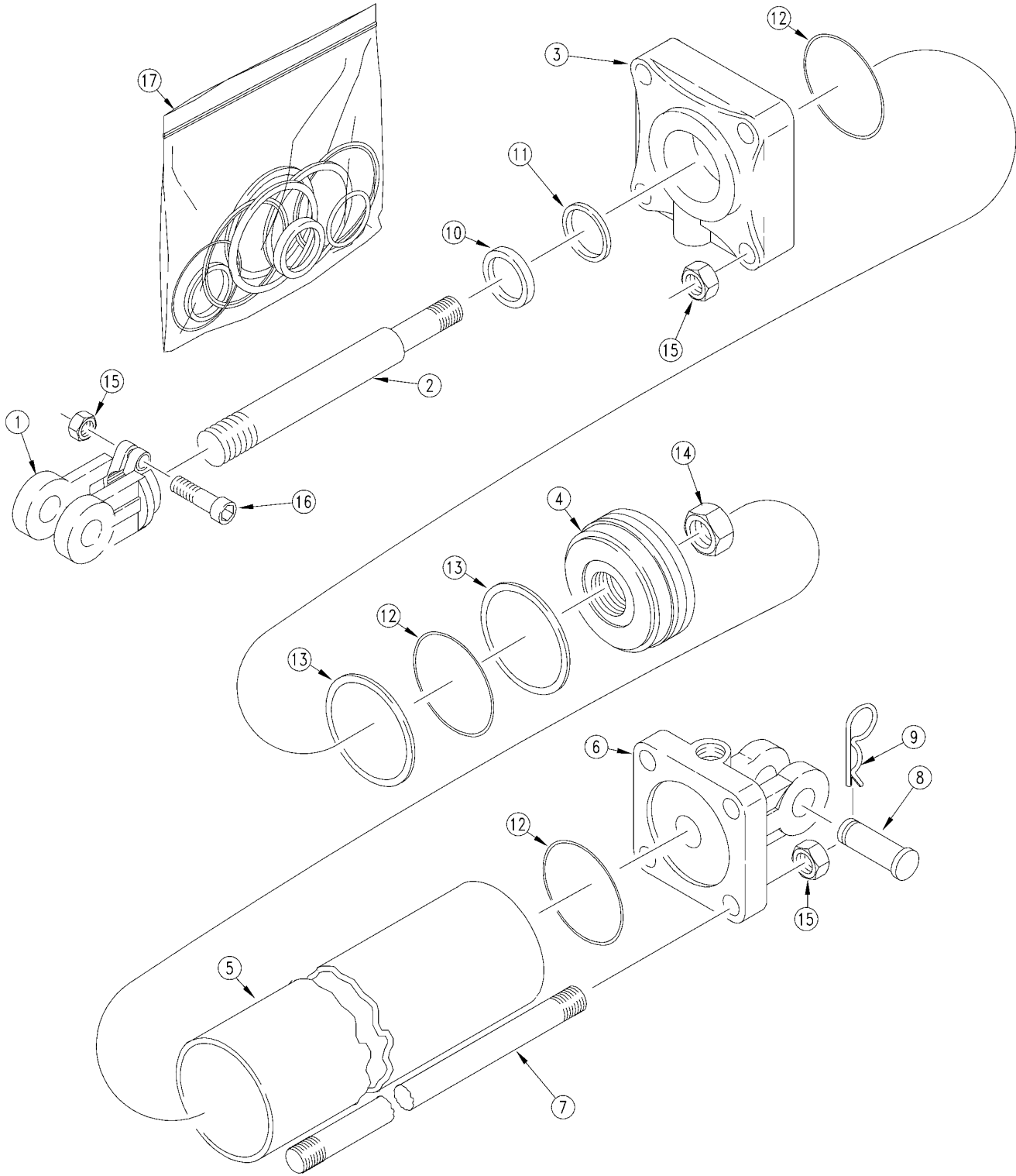
(Applies to 2S-2600, 2S-2600F only)

| Ref | Part No. | Part Description | Comments | Revision |
|------------|-----------------|--------------------------------|--|-----------------|
| | dwg22974 | Image No. | | |
| 1. | 810-299C | CYL 2X8X1.12 ROD (TIE ROD) | Refer to (Opener Lift Midway Hydraulic Cylinder2x8x1.12 (810-299C) | |
| 2. | 811-697C | HH1/4R1 200 9/16FJIC9/16MORM90 | | |
| 3. | 811-065C | EL 9/16MJIC 9/16MORB | | |
| 4. | 811-578C | HH1/4R1 074 9/16FJIC9/16MORM90 | | |
| 5. | 811-312C | TE 9/16MJIC | | |
| 6. | 811-698C | HH3/8R1 062 9/16FJIC | | |
| 7. | 800-082C | CABLE TIE .31X21.5 6DIA 120LB | | |
| 8. | 810-301C | VALVE PRESS REDUCING W/CHECK | Refer to (Pressure Reducing Valve (810-301C) | |
| 9. | 803-013C | NUT LOCK 3/8-16 PLT | | |
| 10. | 804-011C | WASHER FLAT 3/8 USS PLT | | |
| 11. | 810-371C | MANIFOLD ASY 3S-3000 POINT ROW | | |
| 12. | 802-026C | HHCS 3/8-16X3 3/4 GR5 | | |
| 13. | 802-551C | HHCS 1/4-20X2 1/4 GR5 | | |
| 14. | 841-077C | EL 3/4FJIC 3/4MORB | | |
| 15. | 804-075C | WASHER FLAT 1/4 USS PLT | | |
| 16. | 804-006C | WASHER LOCK SPRING 1/4 PLT | | |
| 17. | 803-006C | NUT-HEX 1/4-20 PLT | | |
| 18. | 811-171C | EL 3/4MORB 9/16MJIC | | |
| 19. | 810-432C | HYDRAULIC BYPASS VALVE | | |
| 20. | 810-300C | PRESSURE GAUGE 3000 PSI | | |
| 21. | 811-677C | AD 9/16MORB 1/4FNPT | | |
| 22. | 811-170C | AD 9/16MORB 9/16MJIC | | |
| 23. | 811-631C | HH3/8R1 018 9/16FJIC | | |
| 24. | 811-118C | HH3/8R1 041 9/16FJIC 3/4FJIC | | |
| 25. | 810-554C | FILTER INLINE 3/4FORB 3/4MJIC | For replacement screen order 810-553C | |
| 26. | 811-286C | HH3/8R2 020 3/4FJIC 9/16FJIC | | |
| 27. | 811-585C | HH3/8R1 408 1/2MNPT 9/16FJIC | | |
| 28. | 811-796C | HH1/2R1 408 1/2MNPT 9/16FJIC | | |
| 29. | 810-523C | VALVE COUNTER BAL 10:1 9/16FOB | (S/N DD1589-) Refer to (Counterbalance Valve (810-523C) | |
| 29. | 810-727C | COUNTER VALVE 10:1 SUN | Shown. (S/N DD1590+) | |
| 30. | 811-286C | HH3/8R2 020 3/4FJIC 9/16FJIC | | |
| 31. | 811-627C | AD 9/16MORB 9/16FJIC | | |
| 32. | 811-064C | TE 9/16MJIC 9/16MJIC 9/16MORB | | |
| 33. | 811-061C | TE 9/16MJIC 9/16MJIC 9/16FJIC | | |
| 34. | 811-169C | EL 9/16MJIC 9/16FJIC | | |
| 35. | 811-430C | AD 3/4MJIC 3/4MJIC | | |
| 36. | 811-216C | EL 3/4MJIC 9/16MORB | | |
| 37. | 851-310C | VALVE INLINE CHECK SAE 6 | (S/N DD1801+) | |
| 38. | 196-146D | 3-HOSE CLAMP BRACKET | | |
| 39. | 196-885D | HOSE CLAMP HOLDDOWN | | |
| 40. | 802-007C | HHCS 5/16-18X3/4 GR5 | | |
| 41. | 804-009C | WASHER LOCK SPRING 5/16 PLT | | |
| 42. | 804-036C | WASHER FLAT 5/16 SAE PLT | | |

[Table of Contents](#) [Part Number Index](#)

Opener Lift Midway Hydraulic Cylinder 2 X 8 X 1.12 (810-299C)

(Applies to 2S-2600, 2S-2600F only)



15705

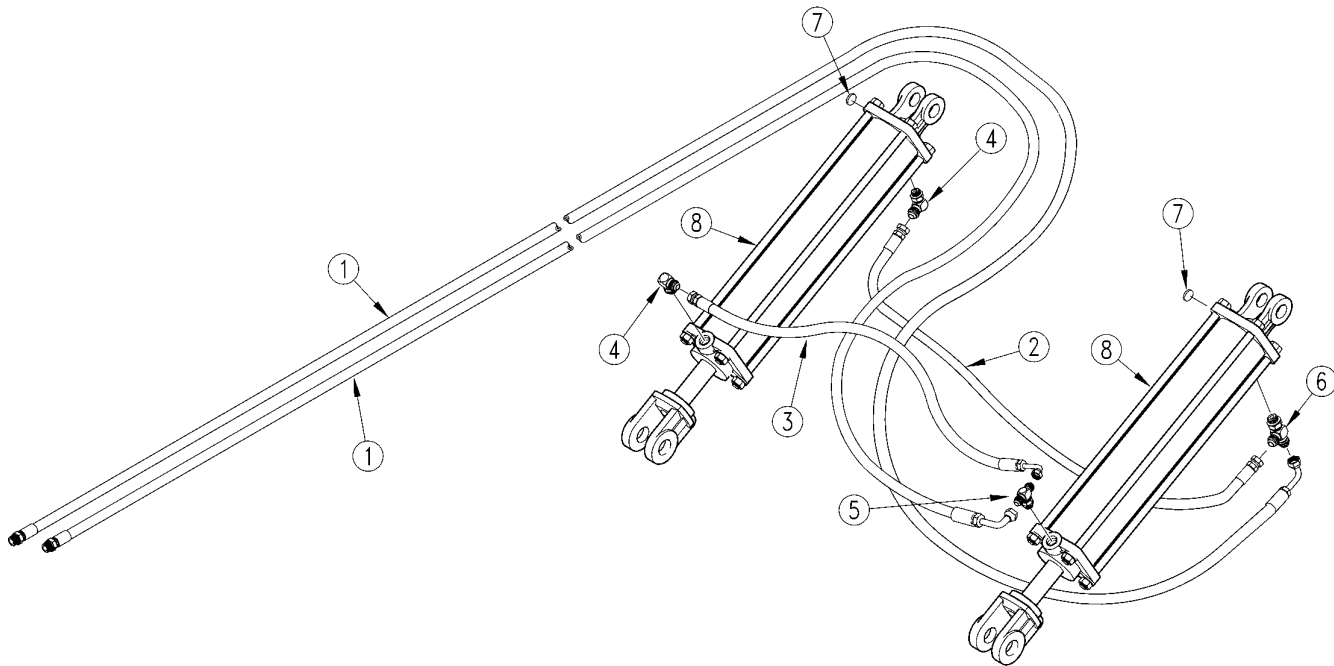
Opener Lift Midway Hydraulic Cylinder 2 X 8 X 1.12 (810-299C)

(Applies to 2S-2600, 2S-2600F only)

| Ref | Part No. | Part Description | Comments | Revision |
|-----|----------|--------------------|----------------------------|----------|
| | dwg15705 | Image No. | | |
| 1. | 1M6006 | MW ROD CLEVIS | | |
| 2. | 2M2316 | MW ROD | | |
| 3. | 3R0122 | MW HEAD | | |
| 4. | 4M2102 | RPBY 4M2108 | | |
| 5. | 5M2116 | MW TUBE | | |
| 6. | 6R0032 | BASE MIDWAY | | |
| 7. | 7M2316 | MW TIE ROD | | |
| 8. | 2A0208 | RPBY 805-124C | | |
| 9. | 2A0132 | MW PIN CLIP | | |
| 10. | | MW WIPER | Only found in seal kit #17 | |
| 11. | | MW U-CUP | Only found in seal kit #17 | |
| 12. | | MW O-RING | Only found in seal kit #17 | |
| 13. | | MW BACKUP | Only found in seal kit #17 | |
| 14. | 2A0022 | RPBY 803-114C | | |
| 15. | 2A0012 | RPBY 803-234C | | |
| 16. | 2A0006 | RPBY 802-023C | | |
| 17. | 810-310C | SEAL KIT MW 5A2104 | | |

Transport Axle

(Applies to 2S-2600, 2S-2600F only)



17111

Transport Axle

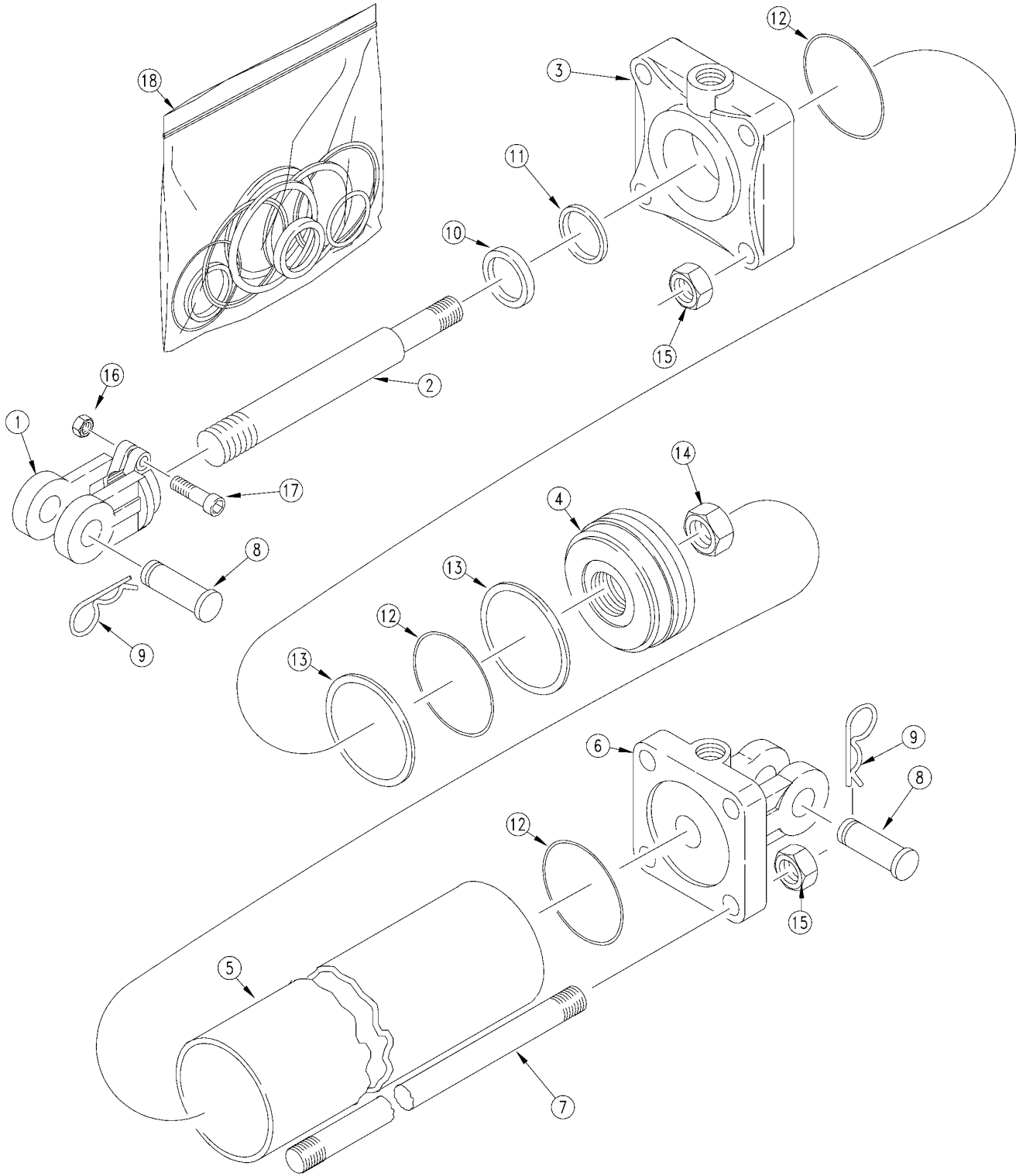
(Applies to 2S-2600, 2S-2600F only)

| Ref | Part No. | Part Description | Comments | Revision |
|------------|-----------------|--------------------------------|---|-----------------|
| | dwg17111 | Image No. | | |
| 1. | 811-696C | HH1/4R2 350 1/2MNPT 9/16FJIC90 | | |
| 2. | 811-392C | HH1/4R1 051 9/16FJIC | | |
| 3. | 811-695C | HH1/4R2 025 9/16FJIC9/16FJIC90 | | |
| 4. | 811-065C | EL 9/16MJIC 9/16MORB | | |
| 5. | 811-439C | TE 9/16MORB 9/16MJIC 9/16MJIC | | |
| 6. | 811-064C | TE 9/16MJIC 9/16MJIC 9/16MORB | | |
| 7. | 811-675C | PL 9/16MORB HEX HEAD | | |
| 8. | 810-316C | CYL 3.5X12X1.25 ROD (TIE ROD) | (S/N DD1496-) Refer to Transport Axle Midway Hydraulics Cylinder 3.5x12x1.25 (810-316C) for breakdown | |
| 8. | 810-687C | CYL 4.0X12X1.50 ROD (TIE ROD) | (S/N DD1497+) Refer to Transport Axle Midway Hydraulics Cylinder 4.0x12x1.5 (810-687C) for breakdown | |

[Table of Contents](#) [Part Number Index](#)

Transport Axle Midway Hydraulics Cylinder 3.5 X 12 X 1.25 (810-316C)

(Applies to 2S-2600, 2S-2600F only)



15702

Transport Axle Midway Hydraulics Cylinder 3.5 X 12 X 1.25 (810-316C)

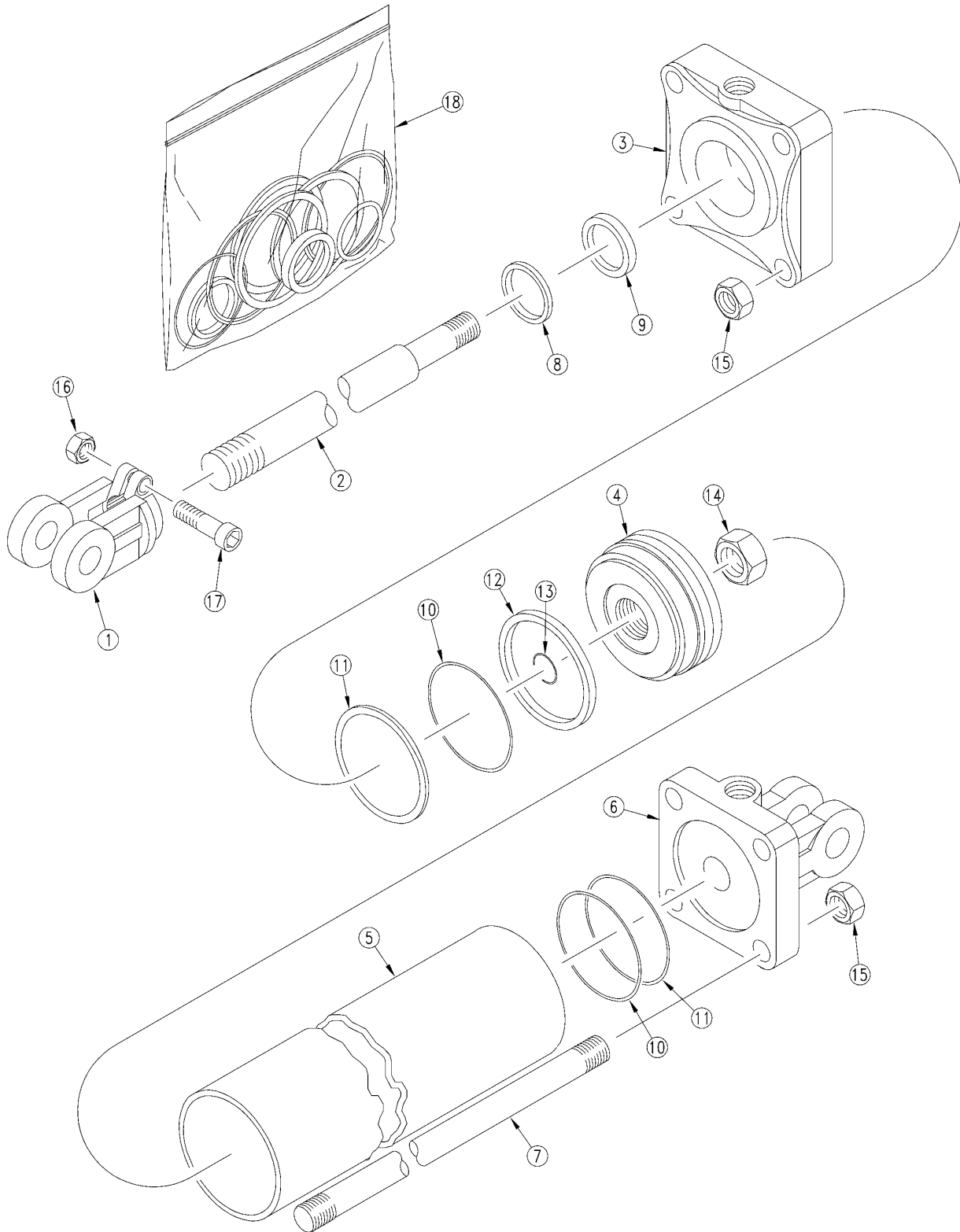
(Applies to 2S-2600, 2S-2600F only)

| Ref | Part No. | Part Description | Comments | Revision |
|------------|-----------------|--------------------------------|---------------------------|-----------------|
| | dwg15702 | Image No. | | |
| 1. | 1M7016 | CLEVIS ROD MIDWAY | | |
| 2. | 2M5420 | MW ROD | | |
| 3. | 3M5410 | RPBY 3R3410 | | |
| 4. | 4M5102 | RPBY 4M5108 | | |
| 5. | 5M5120 | MW TUBE 3 1/2 X 12 | | |
| 6. | 6R3150 | BASE MIDWAY | | |
| 7. | 7M5320 | TIE ROD MIDWAY | | |
| 8. | 2A0208 | RPBY 805-124C | | |
| 9. | 2A0132 | MW PIN CLIP | | |
| 10. | | MW WIPER | Only found in seal kit 18 | |
| 11. | | MW U-CUP | Only found in seal kit 18 | |
| 12. | | MW O-RING | Only found in seal kit 18 | |
| 13. | | MW BACK UP | Only found in seal kit 18 | |
| 14. | 2A0024 | MW PISTON NUT 1-14 | | |
| 15. | 2A0016 | MW TIE ROD NUT | | |
| 16. | 2A0012 | RPBY 803-234C | | |
| 17. | 2A0006 | RPBY 802-023C | | |
| 18. | 810-149C | SEAL KIT MW (5A5102) 3.5X1.25R | | |

[Table of Contents](#) [Part Number Index](#)

Transport Axle Midway Hydraulics Cylinder 4.0 X 12 X 1.5 (810-687C)

(Applies to 2S-2600, 2S-2600F only)



29959

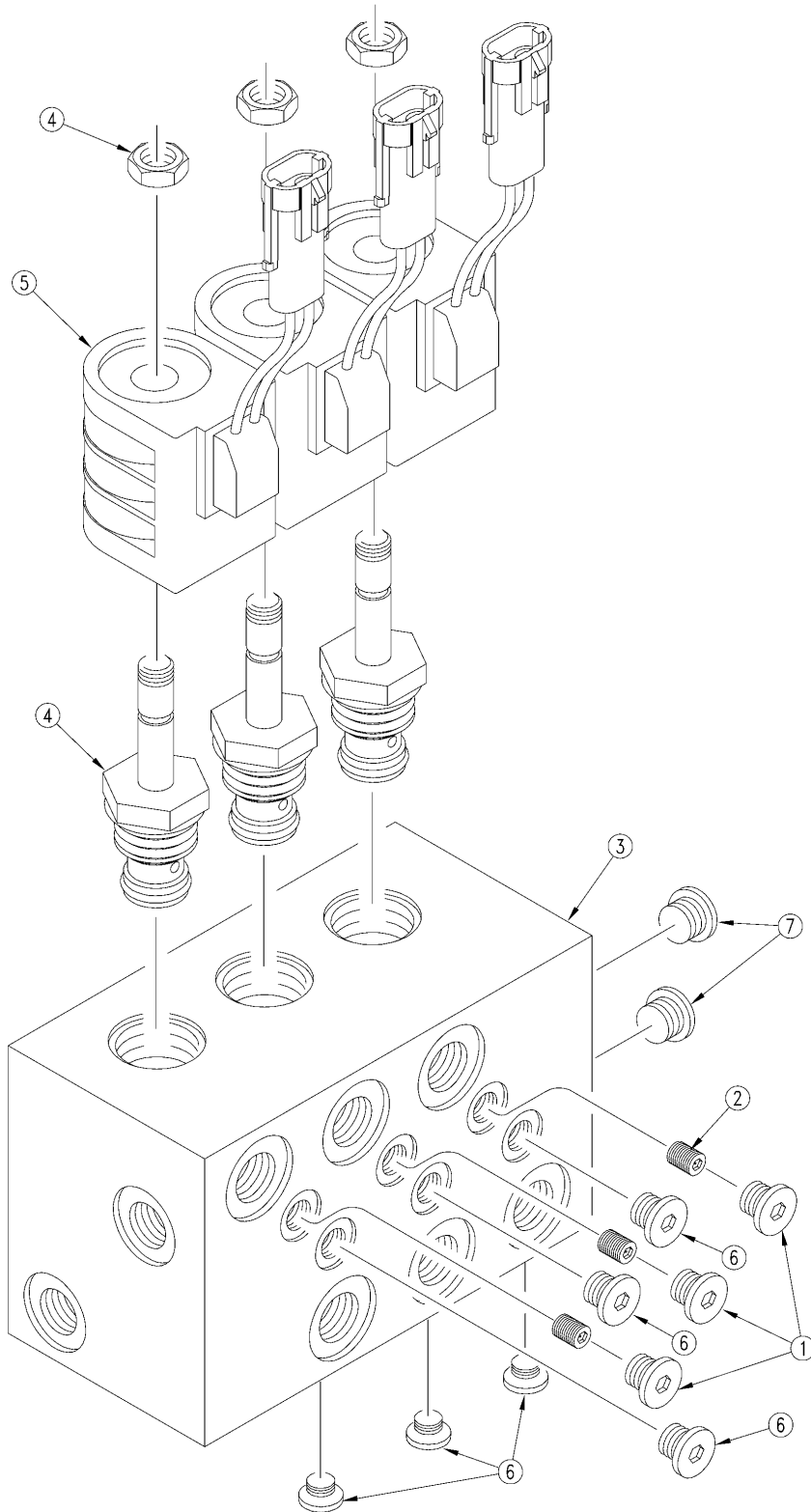
Transport Axle Midway Hydraulics Cylinder 4.0 X 12 X 1.5 (810-687C)

(Applies to 2S-2600, 2S-2600F only)

| Ref | Part No. | Part Description | Comments | Revision |
|------------|-----------------|--------------------------------|---------------------------|-----------------|
| | dwg29959 | Image No. | | |
| 1. | 1M7021-ADI | MW ROD CLEVIS 1.00PN 1.5-12THD | | |
| 2. | 2S6522NC | MIDWAY ROD | | |
| 3. | 3R5410 | MIDWAY HEAD | | |
| 4. | 4M6108 | MW PISTON | | |
| 5. | 5M6120 | MW TUBE | | |
| 6. | 6R5152-ADI | MDWAY ADI BASE | | |
| 7. | 7M6320 | TIE ROD MIDWAY | | |
| 8. | | MW WIPER | Only found in seal kit 18 | |
| 9. | | MW U-CUP | Only found in seal kit 18 | |
| 10. | | MW O-RING MIDWAY | Only found in seal kit 18 | |
| 11. | | MW BACK UP MIDWAY | Only found in seal kit 18 | |
| 12. | | MW CROWN SEAL MIDWAY | Only found in seal kit 18 | |
| 13. | | MW PISTON NUT SEAL | Only found in seal kit 18 | |
| 14. | 2A0024 | MW PISTON NUT 1-14 | | |
| 15. | 2A0018 | MW TIE ROD NUT | | |
| 16. | 803-234C | NUT HEX 3/8-16 PLAIN | | |
| 17. | 802-023C | HHCS 3/8-16X1 3/4 GR5 | | |
| 18. | 810-060C | CYL SEAL KIT-810-031C-5A6104 | | |

Manifold Block (810-371C)

(Applies to 2S-2600, 2S-2600F only)



17027

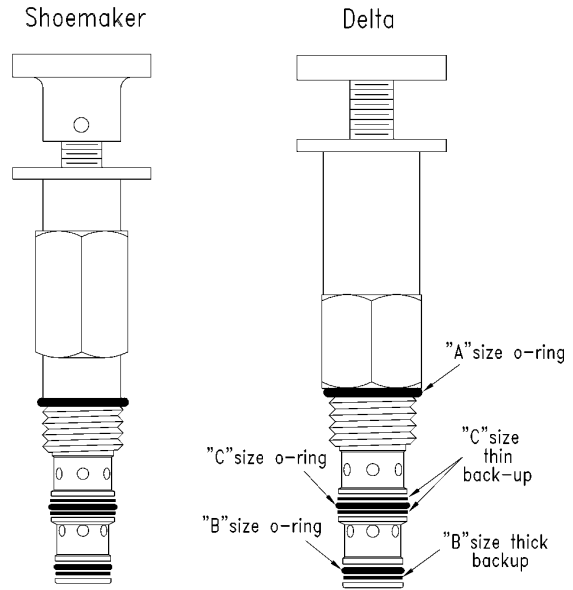
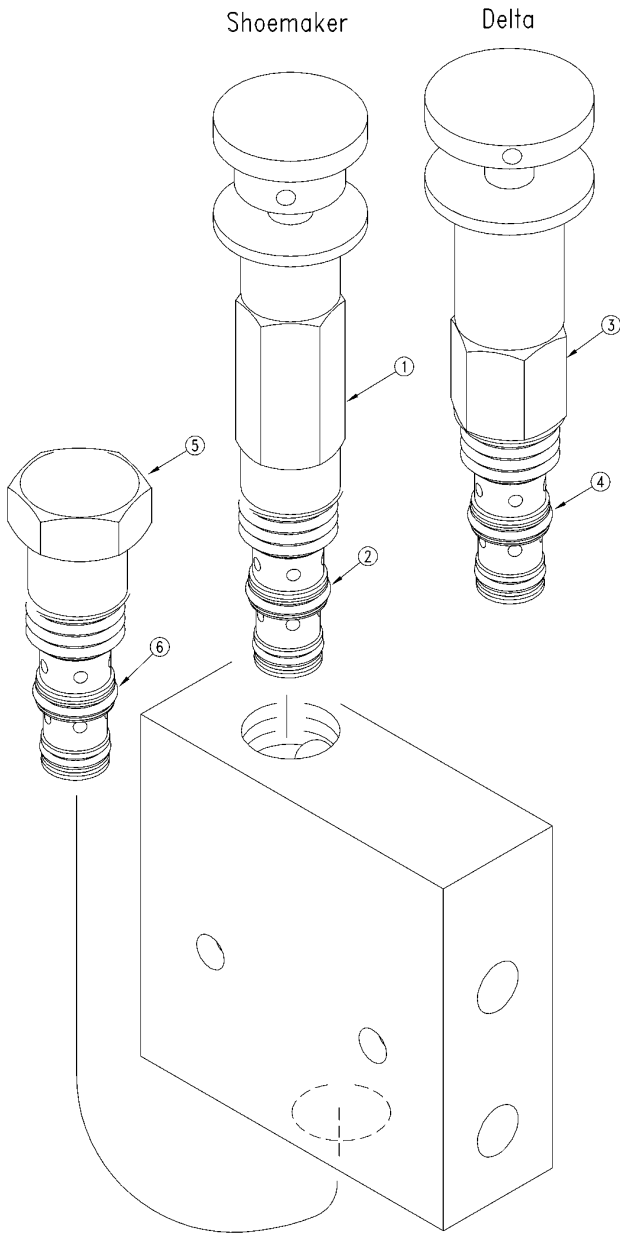
Manifold Block (810-371C)

(Applies to 2S-2600, 2S-2600F only)





| Ref | Part No. | Part Description | Comments | Revision |
|------------|-----------------|--------------------------------|-----------------|-----------------|
| | dwg17027 | Image No. | | |
| 1. | 61010016 | #4 SAE PLUG | | |
| 2. | 61010039 | .078 ORIFICE PLUG | | |
| 3. | 30102754 | MANIFOLD | | |
| 4. | 85002333 | DELTA 4W2P VALVE DGS4D-00 | | |
| 5. | 39680008 | DELTA COIL 12VDC W CONN | | |
| 6. | 61011003 | #4 SAE PLUG ZL | | |
| 7. | 811-203C | PL 3/4MORB HOLLOW HEX | | |
| 7. | 500-090B | SEAL KIT 7/8-14 DELTA W/ LTITE | | |

Pressure Reducing Valve (810-301C)

(Applies to 2S-2600, 2S-2600F only)



Seal Kit
For 7/8"-14 Series Valves

| | |
|--|-------------------------------|
|  | $\frac{A}{OD .949 / ID .754}$ |
|  | $\frac{B}{OD .629 / ID .489}$ |
|  | $\frac{C}{OD .691 / ID .551}$ |
|  | $\frac{D}{OD .754 / ID .614}$ |

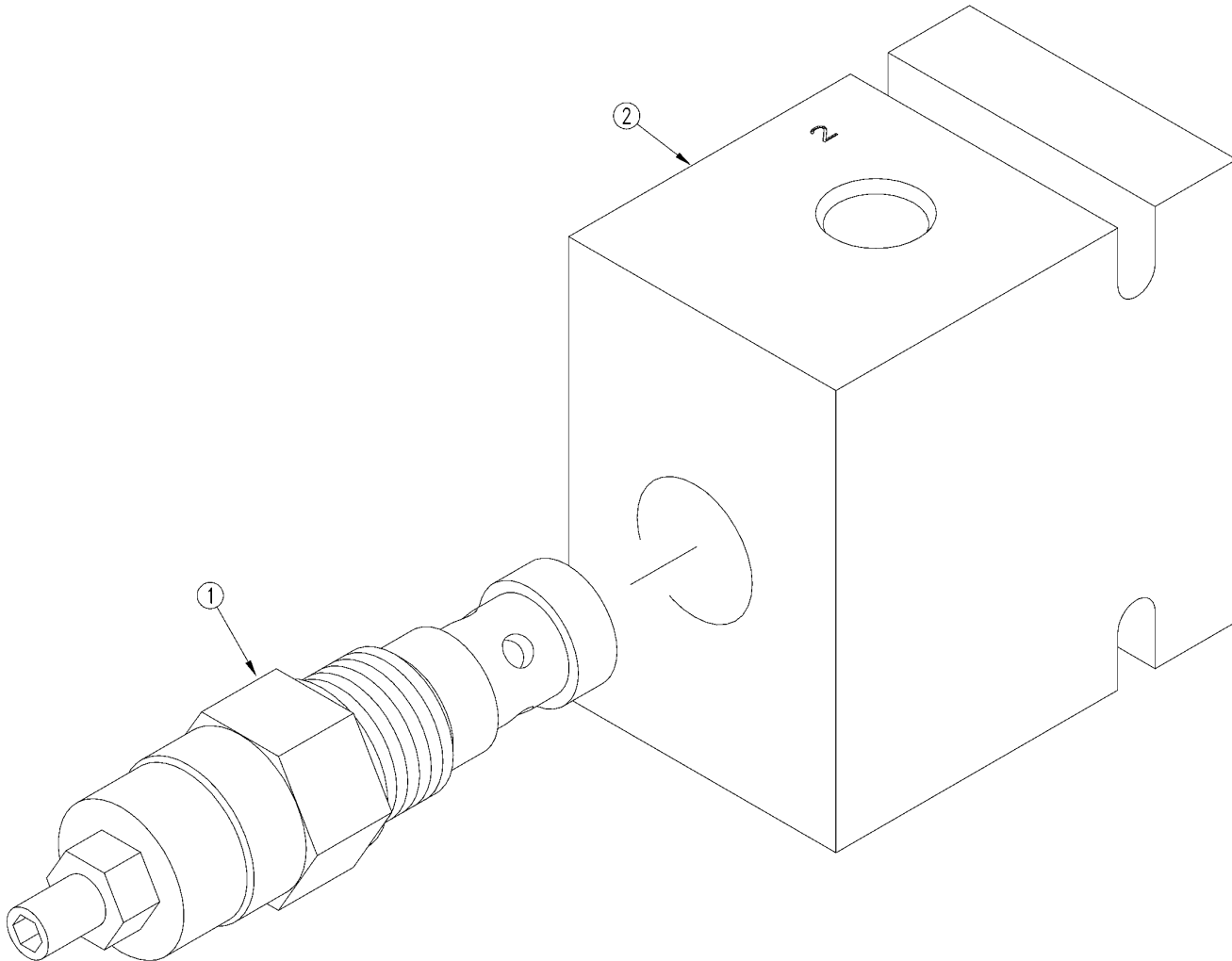
Pressure Reducing Valve (810-301C)

(Applies to 2S-2600, 2S-2600F only)

| Ref | Part No. | Part Description | Comments | Revision |
|------------|-----------------|--------------------------------|---|-----------------|
| | dwg16292 | Image No. | | |
| 1. | PRPIL-10-K-25 | CARTRIDGE PRESS RED SHOEMAKER | | |
| 2. | 5075 | RPBY 810-452C | | |
| 3. | 85020040 | DELTA CARTRIDGE ONLY WITH KNOB | | |
| 4. | 810-303C | SEAL KIT 7/8-14 DELTA 21170040 | See chart for sizes | |
| 5. | CP2-10 | REPLACED BY CP2-10-0 | | |
| 6. | 5070 | RPBY 5075 | | |
| | 810-303C | SEAL KIT 7/8-14 DELTA 21170040 | Includes: 2 Each of the thin Back-Up Rings, sizes B, C, and D 1 Each of the thick Back-Up Rings, sizes C and D. 2 Each of the thick Back-Up Rings size B. 1 Each of O-Rings sizes A, B, C, and D. | |

Counterbalance Valve (810-523C)

(Applies to 2S-2600, 2S-2600F only)



29533

Counterbalance Valve (810-523C)

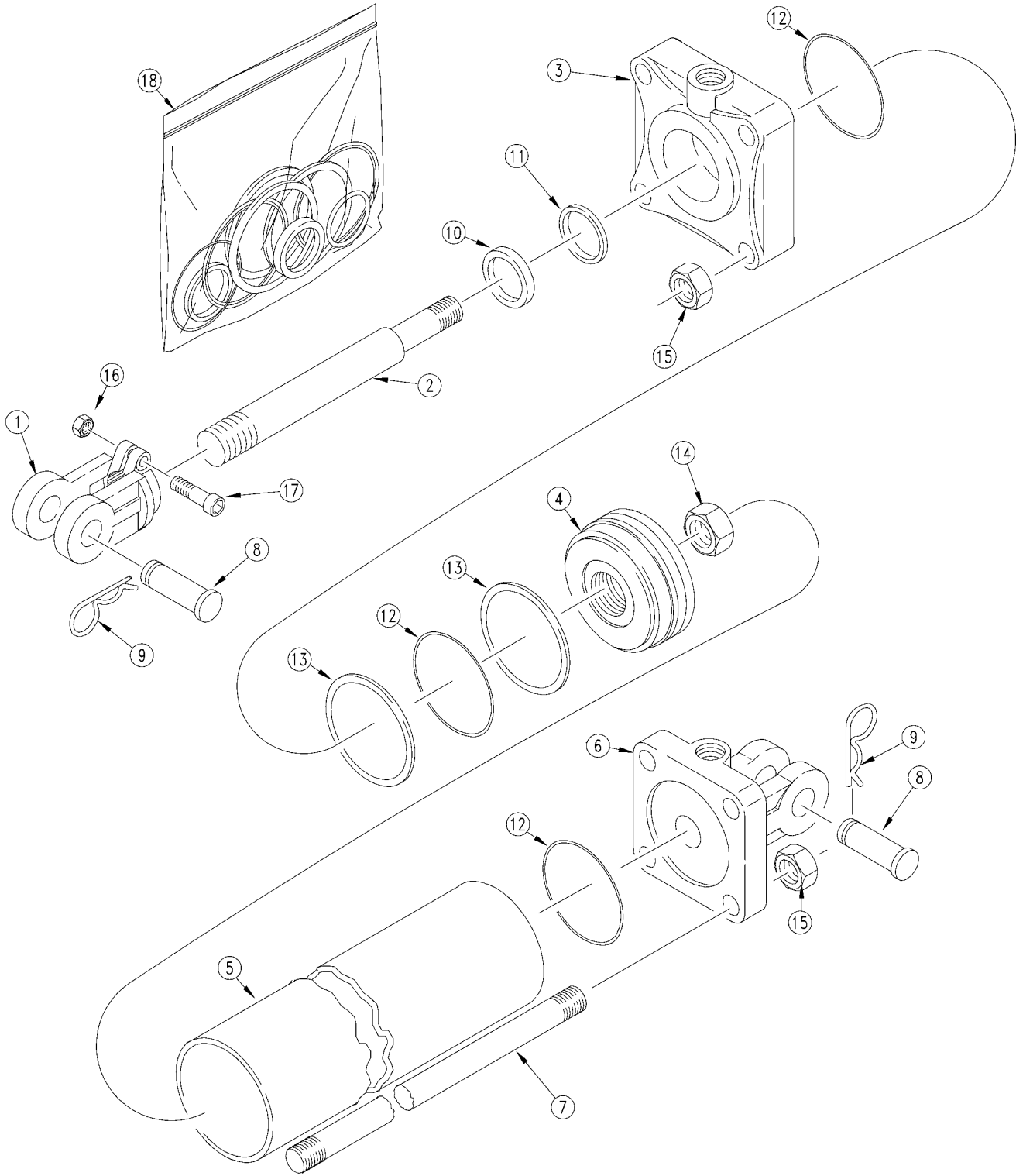
(Applies to 2S-2600, 2S-2600F only)

| Ref | Part No. | Part Description | Comments | Revision |
|------------|-----------------|--------------------------------|-----------------|-----------------|
| | dwg29533 | Image No. | | |
| 1. | 810-524C | CARTRGE COUNTER BAL 10:1 EATON | | |
| 2. | 810-523C | VALVE COUNTER BAL 10:1 9/16FOB | Includes item 1 | |

[Table of Contents](#) [Part Number Index](#)

Toolbar Fold Midway Hydraulic Cylinder 3.5 X 20 X 1.5 (810-298C)

(Applies to 2S-2600, 2S-2600F only)



15702

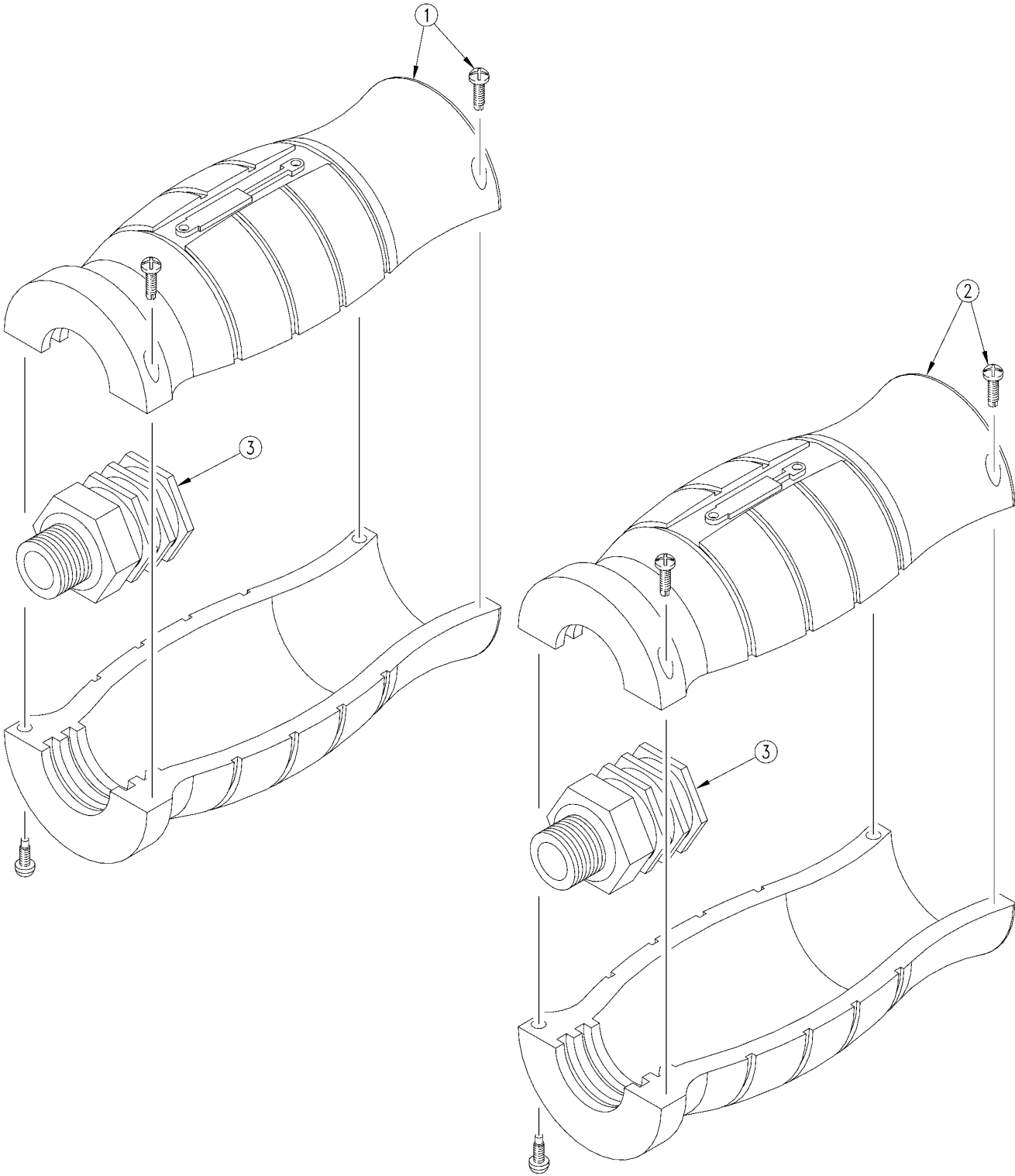
Toolbar Fold Midway Hydraulic Cylinder 3.5 X 20 X 1.5 (810-298C)

(Applies to 2S-2600, 2S-2600F only)

| Ref | Part No. | Part Description | Comments | Revision |
|-----|----------|------------------------|---------------------------|----------|
| | dwg15702 | Image No. | | |
| 1. | 1M7016 | CLEVIS ROD MIDWAY | | |
| 2. | 2M5530 | MW ROD | | |
| 3. | 3R3812 | MW HEAD | | |
| 4. | 4M5102 | RPBY 4M5108 | | |
| 5. | 5M5128 | MW TUBE | | |
| 6. | 6R3162 | MW BASE 3 1/2 CYLINDER | | |
| 7. | 7M5328 | TIE ROD | | |
| 8. | 2A0208 | RPBY 805-124C | | |
| 9. | 2A0132 | MW PIN CLIP | | |
| 10. | | MW WIPER | Only found in seal kit 18 | |
| 11. | | MW U-CLIP | Only found in seal kit 18 | |
| 12. | | MW O-RING | Only found in seal kit 18 | |
| 13. | | MW BACKUP | Only found in seal kit 18 | |
| 14. | 2A0024 | MW PISTON NUT 1-14 | | |
| 15. | 2A0016 | MW TIE ROD NUT | | |
| 16. | 2A0012 | RPBY 803-234C | | |
| 17. | 2A0006 | RPBY 802-023C | | |
| 18. | 810-059C | CYL SEAL KIT 5A5104 | | |

Hydraulic Hose Grips

(Applies to 2S-2600, 2S-2600F only)



31842

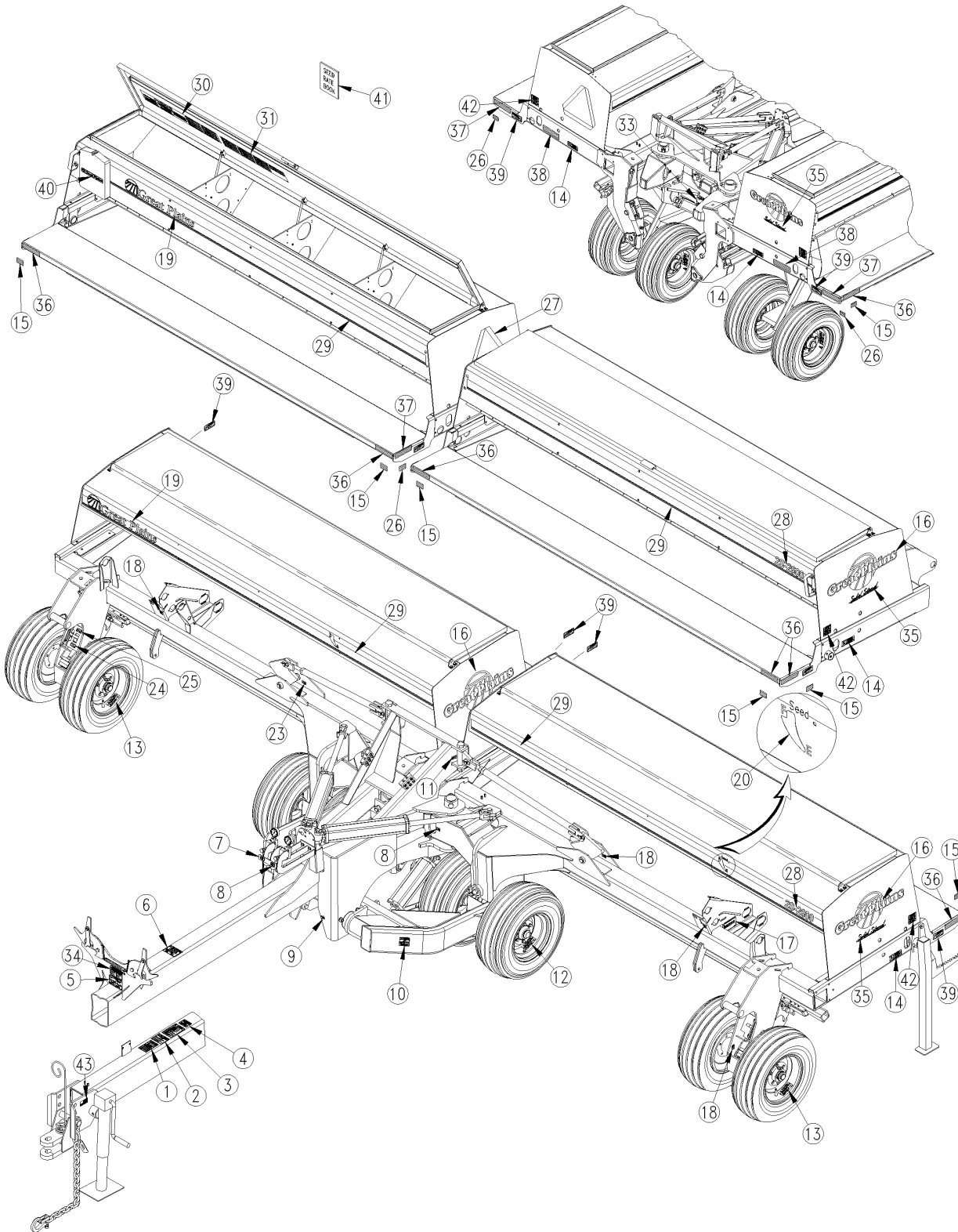
Hydraulic Hose Grips

(Applies to 2S-2600, 2S-2600F only)

| Ref | Part No. | Part Description | Comments | Revision |
|-----|----------|-------------------------|--|----------|
| | dwg31842 | Image No. | | |
| 1. | 811-826C | HG HANDLE - BLACK EXT | Used on return to tractor hose & Used on air drill fan hose. | |
| 1. | 811-914C | HG HANDLE - RED EXT | Used on field lift cylinders. | |
| 1. | 811-915C | HG HANDLE - GREEN EXT | Used on marker cylinders. | |
| 1. | 811-917C | HG HANDLE - YELLOW EXT | Used on Hydraulic Drive. | |
| 1. | 841-540C | HG HANDLE - GRAY EXT | Used on fold cylinders. | |
| 1. | 841-542C | HG HANDLE - BLUE EXT | Used on transport lift cylinders. | |
| 2. | 811-913C | HG HANDLE - BLACK RET | Used on return to tractor hose & Used on air drill fan hose. | |
| 2. | 811-827C | HG HANDLE - RED RET | Used on field lift cylinders. | |
| 2. | 811-916C | HG HANDLE - GREEN RET | Used on marker cylinders. | |
| 2. | 811-918C | HG HANDLE - YELLOW RET | Used on Hydraulic Drive. | |
| 2. | 841-541C | HG HANDLE - GRAY RET | Used on fold cylinders. | |
| 2. | 841-543C | HG HANDLE - BLUE RET | Used on transport lift cylinders. | |
| 3. | 811-919C | AD 3/4MORB 3/4FORB (HG) | | |

Decal Placement

(Applies to 2S-2600, 2S-2600F only)



17250

Decal Placement

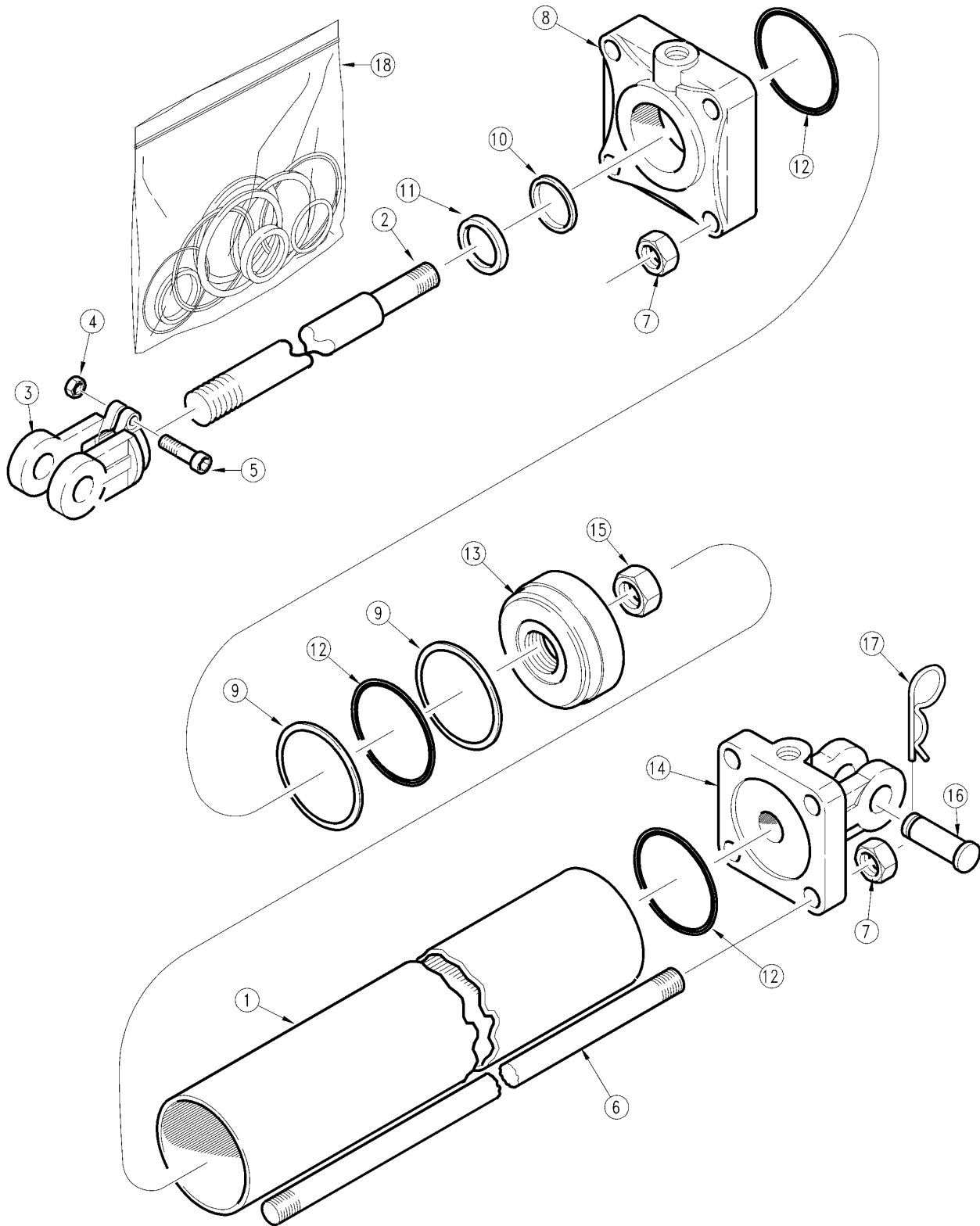
(Applies to 2S-2600, 2S-2600F only)

| Ref | Part No. | Part Description | Comments | Revision |
|------------|-----------------|--------------------------------|-------------------------------|-----------------|
| | dwg17250 | Image No. | | |
| 1. | 818-339C | DECAL WARNING HIGH PRESSUR SML | | |
| 2. | 818-019C | DECAL WARNING NEG TONGUE WT | | |
| 3. | 818-078C | DECAL CAUTION FP-HC-MF-24&30 | | |
| 4. | 818-337C | DECAL WARNING 20 MPH TRANS SML | | |
| 5. | 818-871C | DECAL 2S-2600 FOLD LATCH | | |
| 6. | 818-045C | DECAL WARNING PINCH PT/CRUSH | | |
| 7. | 818-664C | DECAL CENTER SECTION | | |
| 8. | 818-710C | DECAL WING SECTIONS | | |
| 9. | 818-400C | DECAL GREASE 50 HRS LH | | |
| 10. | 818-398C | DECAL CAUTION TIRES NOT A STEP | | |
| 11. | 818-401C | DECAL GREASE 50 HRS RH | | |
| 12. | 818-752C | DECAL CAUTION TIRE 52 PSI | | |
| 13. | 818-751C | DECAL CAUTION TIRE 32 PSI | | |
| 14. | 818-864C | DECAL DANGER CRUSHING HAZARD | | |
| 15. | 818-229C | DECAL AMBER REFLECTOR | 2000 and below. | |
| 16. | 838-229C | DECAL GREAT PLAINS ON LOGO LRG | 2000 and above. | 2nd rev. |
| 16. | 818-598C | DECAL GP LOGO - LARGE | 1999 and below. | 1st rev. |
| 17. | 818-708C | DECAL DRIVE TYPE&CHAIN ROUTING | | |
| 18. | 818-349C | DECAL GREASE 10 HRS LH | | |
| 19. | 838-161C | DECAL LOGO&GP F/STRIPE 4 X 24 | 2000 and above. | 2nd rev. |
| 19. | 818-412C | DECAL GREAT PLAINS W/LOGO | 1999 and below. | 1st rev. |
| 20. | 838-237C | DECAL SEED LEVEL LH | 2000 and above. | 2nd rev. |
| 20. | 818-392C | DECAL SEED LEVEL, NOTCHED | 1999 and below. | 1st rev. |
| 21. | 818-296C | DECAL LETTER F | Not available. Order item 20. | |
| 22. | 818-295C | DECAL LETTER E | Not available. Order item 20. | |
| 23. | 818-402C | DECAL GREASE 10 HRS RH | | |
| 24. | 818-258C | DECAL TRANSPORT LOCK FIELD | | |
| 25. | 818-257C | DECAL TRANSPORT LOCK ROAD | | |
| 26. | 818-230C | DECAL RED REFLECTOR | 2000 and below. | |
| 27. | 818-003C | DECAL SLOW MOVING VEHICLE | | |
| 28. | 838-197C | DECAL 2S-2600 | 2000 and above. | 2nd rev. |
| 28. | 818-863C | DECAL SOLID STAND 2600-2S | 1999 and below. | 1st rev. |
| 29. | 838-160C | DECAL 3 COLOR STRIPE 2.50 WIDE | 2000 and above. | 2nd rev. |
| 29. | 818-414C | DECAL W/ 4 COLOR STRIPE | 1999 and below. | 1st rev. |
| 30. | 818-370C | DECAL 3PT,2&3SEC SEEDRATE 2OF2 | 2003 and below. | |
| 31. | 818-371C | DECAL 3PT FERT RATE (METRIC) | 2003 and below. | |
| 32. | 818-415C | DECAL GP W/ LOGO AND STRIPE | | |
| 33. | 818-861C | DECAL TRANSPORT LOCK WARNING | | |
| 34. | 818-884C | DECAL IMPORTANT FOLD INST.2600 | | |
| 35. | 838-169C | DECAL SCRIPT SOLID STAND LARGE | 2000 and above. | |
| 36. | 838-265C | DECAL REFLECTOR AMBER 1 1/2X9 | 2001 and above. | |
| 37. | 838-266C | DECAL REFLECTOR RED 1 1/2X9 | 2001 and above. | |
| 38. | 838-267C | DECAL REFLECTR DAYTIME 1 1/2X9 | 2001 and above. | |
| 39. | 838-102C | DECAL WARNING FALLING HAZARD | | |
| 40. | 838-482C | DECAL GP PLANTING COMPONENTS | | |
| 41. | 195-200B | 2600 SEEDRATE BOOK | 2004 and above | |
| 42. | 858-679C | DECAL NOTICE LUBRICATION | | |
| 43. | 818-190C | DECAL FLAG | | |

[Table of Contents](#) [Part Number Index](#)

Cross Hydraulic Cylinder 2.5 X 20 X 1.12 (810-118C)

(Applies to 2S-2600, 2S-2600F only)



15704

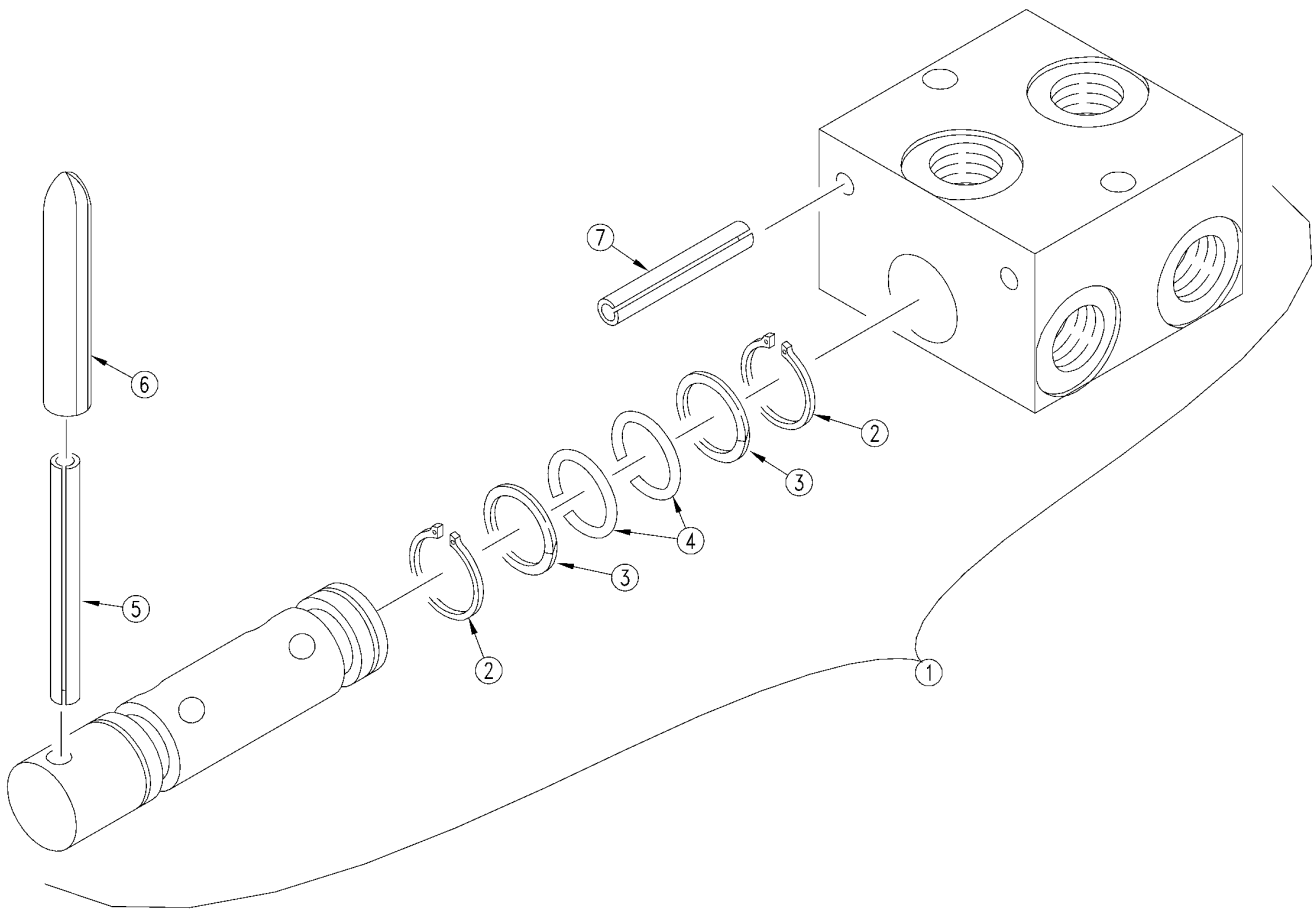
Cross Hydraulic Cylinder 2.5 X 20 X 1.12 (810-118C)

(Applies to 2S-2600, 2S-2600F only)

| Ref | Part No. | Part Description | Comments | Revision |
|------------|-----------------|------------------------------|--------------------------------|-----------------|
| | dwg15704 | Image No. | | |
| 1. | 1D0005-2250 | CROSS TUBE | | |
| 2. | 1D0204-2475 | CROSS ROD | | |
| 3. | 1D1003-4 | CROSS ROD CLEVIS | | |
| 4. | 2A0235-6 | CROSS NUT, CLEVIS & TIE ROD | | |
| 5. | 2A0079-616 | CROSS SCREW, CAP | | |
| 6. | 2A0578-2475 | CROSS TIE ROD | | |
| 7. | 2A0235-6 | CROSS NUT, CLEVIS & TIE ROD | | |
| 8. | 1D1155-13 | CROSS HEAD | | |
| 9. | | BACKUP PISTON | Only found in seal kit item 18 | |
| 10. | | U-CUP | Only found in seal kit item 18 | |
| 11. | | ROD WIPER | Only found in seal kit item 18 | |
| 12. | | O-RING PISTON | Only found in seal kit item 18 | |
| 13. | 1D1401-250 | CROSS PISTON | | |
| 14. | 4C2024 | CROSS BASE | | |
| 15. | 2A0246-12 | CROSS NUT, PISTON | | |
| 16. | 1D1582-16275 | CROSS PIN, CLEVIS (BASE END) | | |
| 17. | 2A0308-1 | RPBY 805-032C | | |
| 18. | 810-119C | RPBY 810-210C | | |

Double Selector Valve (810-274C)

(Applies to 2S-2600, 2S-2600F only)



14927

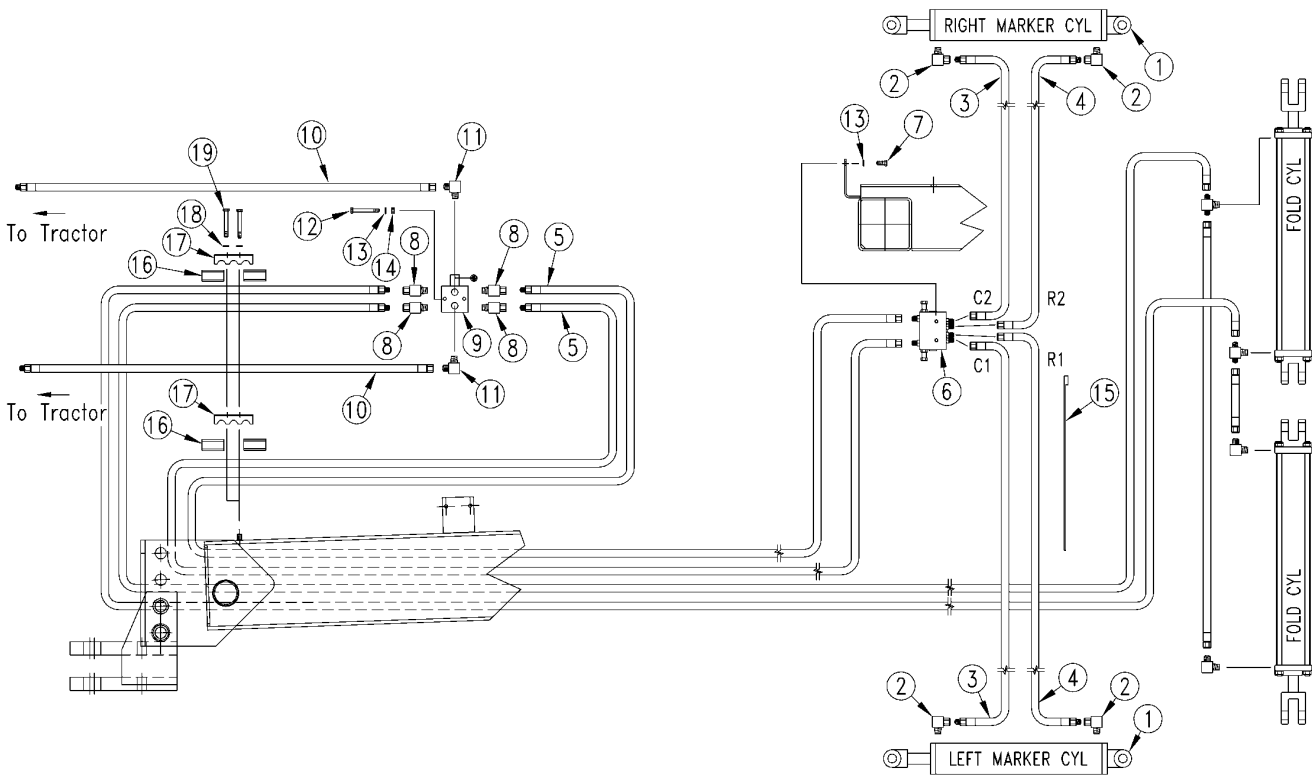
Double Selector Valve (810-274C)

(Applies to 2S-2600, 2S-2600F only)

| Ref | Part No. | Part Description | Comments | Revision |
|------------|-----------------|--------------------------------|-----------------|-----------------|
| | dwg14927 | Image No. | | |
| 1. | 810-274C | DOUBLE SELECTOR VALVE 3/4FORB | | |
| 2. | 1079 | RPBY SEAL KIT | | |
| 3. | 1089-210 | RPBY SEAL KIT 810-458C | | |
| 4. | 1088-210 | SHOEMAKER O-RING BUNA N 70DURO | | |
| 5. | 1285 | SH GROOVE PIN | | |
| 6. | 817-255C | BLACK VINYL GRIP | | |
| 7. | 1084 | SH PIN, SPRING 0.25 DIAMETER | | |

Dual Markers Hydraulics

(Applies to 2S-2600, 2S-2600F only)



15484

Dual Markers Hydraulics

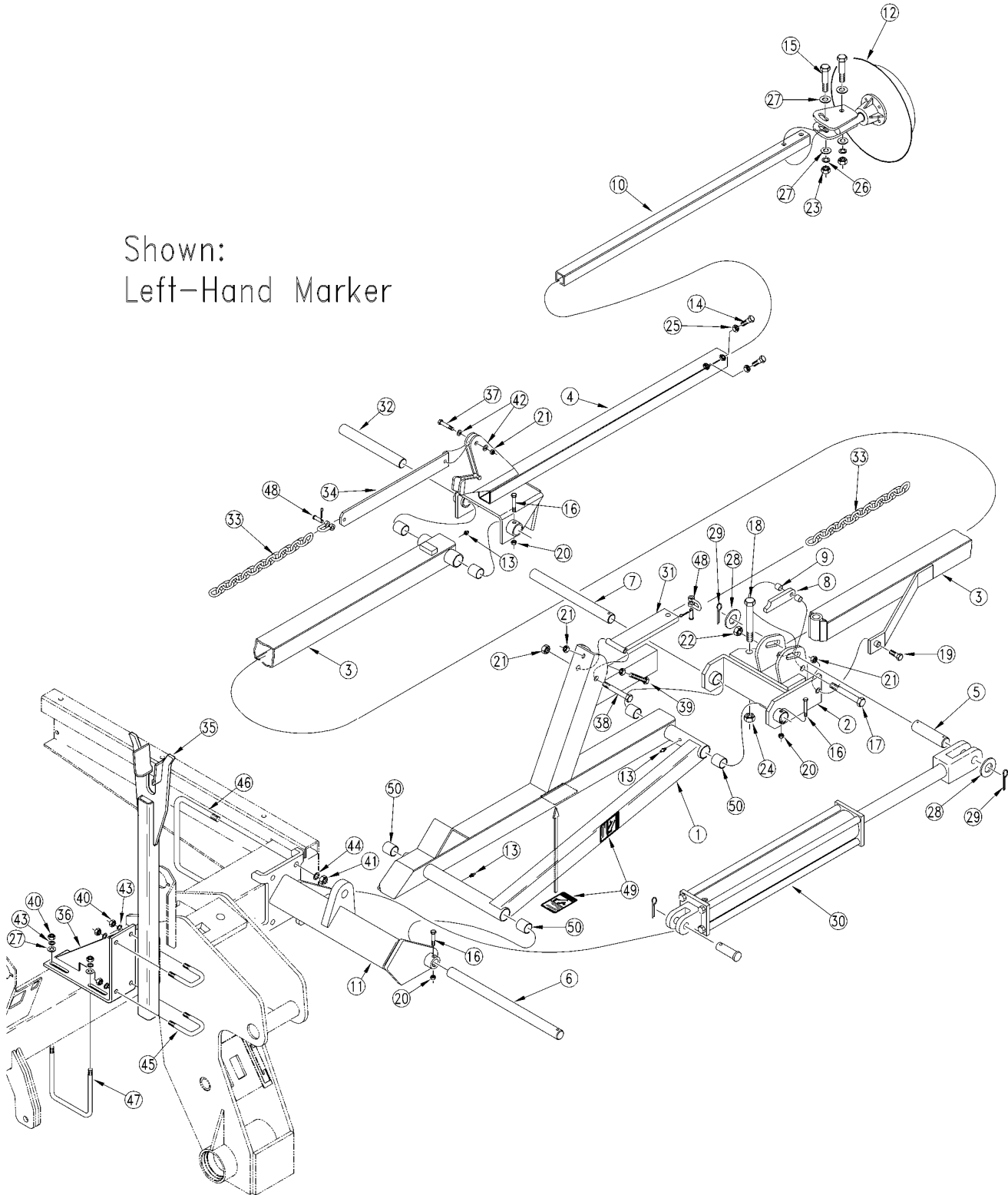
(Applies to 2S-2600, 2S-2600F only)

| Ref | Part No. | Part Description | Comments | Revision |
|-----|----------|--------------------------------|--|----------|
| | dwg15484 | Image No. | | |
| 1. | 810-118C | CYL 2.5X20X1.12 ROD (TIE)1 PIN | Refer to Midway Hydraulic Cylinder 2.5 x 20 x 1.12 (810-118C), Cross Hydraulic Cylinder 2.5 x 20 x 1.12 (810-118C) & Monarch Hydraulic Cylinder 2.5 x 20 x 1.12 (810-118C) for breakdown | |
| 2. | 811-281C | EL 3/8FNPT 9/16MORB | | |
| 3. | 811-035C | HH1/4R1 252 9/16FJIC 3/8MNPT | | |
| 4. | 811-293C | HH1/4R1 272 3/8MNPT 9/16FJIC | | |
| 5. | 811-580C | HH1/4R1 348 1/2MNPT 9/16FJIC | | |
| 6. | 810-197C | VALVE,SEQUENCE SHOEMAKER | Refer to Sequence Valve (810-197C) for breakdown | |
| 7. | 802-014C | HHCS 3/8-16X3/4 GR5 | | |
| 8. | 811-021C | AD 1/2FNPTS 3/4MORB | | |
| 9. | 810-274C | DOUBLE SELECTOR VALVE 3/4FORB | Refer to Double Selector Valve (810-274C) for breakdown | |
| 10. | 811-579C | HH3/8R1 096 1/2MNPT 9/16FJIC | | |
| 11. | 811-171C | EL 3/4MORB 9/16MJIC | | |
| 12. | 802-168C | HHCS 3/8-16X3 1/4 GR5 | | |
| 13. | 804-013C | WASHER LOCK SPRING 3/8 PLT | | |
| 14. | 803-014C | NUT HEX 3/8-16 PLT | | |
| 15. | 800-082C | CABLE TIE .31X21.5 6DIA 120LB | | |
| 16. | 113-370D | 1/4 MARKER HYD HOSE GUARD | | |
| 17. | 196-112D | RPBY 196-146D | | |
| 18. | 804-009C | WASHER LOCK SPRING 5/16 PLT | | |
| 19. | 802-138C | HHCS 5/16-18X2 1/4 GR5 | | |

Flat Fold Marker

(Applies to 2S-2600, 2S-2600F only)

Shown:
Left-Hand Marker



15482

Flat Fold Marker

(Applies to 2S-2600, 2S-2600F only)

| Ref | Part No. | Part Description | Comments | Revision |
|------------|-----------------|--------------------------------|--|-----------------|
| | dwg15482 | Image No. | | |
| 1. | 113-180H | LH FIRST SECTION | Shown | |
| 1. | 113-188H | RH FIRST SECTION | | |
| 2. | 113-181H | LIFT LUG CHANNEL LH | Shown | |
| 2. | 113-189H | LIFT LUG CHANNEL RH | | |
| 3. | 113-182H | 2ND SECTION | Shown | |
| 3. | 113-190H | RPBY 113-182H | | |
| 4. | 113-183H | 30' F.F. MKR. 3RD. SECTION | | |
| 5. | 113-248D | PIN 1 OD X 4.41 USABLE | | |
| 6. | 113-312D | FIRST PIVOT SHAFT | | |
| 7. | 113-313D | SECOND PIVOT SHAFT | | |
| 8. | 113-324D | CYLINDER STOP | | |
| 9. | 113-325D | STOP BUSHING | | |
| 10. | 113-351D | MARKER TUBE 42 LG | | |
| 11. | 113-558H | MARKER, L.H. MOUNT 96 | Shown | |
| 11. | 113-559H | MARKER, R.H. MOUNT 96 | | |
| 12. | 113-563S | MARKER DISC & HUB ASSEMBLY | Refer to "Marker Disc Assembly (113-563S)" for breakdown. | |
| 13. | 800-001C | GREASE ZERK STRAIGHT 1/4-28 | | |
| 14. | 801-054C | SCREW SET SQ HD 1/2-13X1 GR5 | | |
| 15. | 802-039C | HHCS 1/2-13X3 GR5 | | |
| 16. | 802-115C | HHCS 5/16-18X2 GR5 | | |
| 17. | 802-249C | HHCS 1/2-13X4 1/2 GR5 SPTH | | |
| 18. | 802-254C | HHCS 5/8-11X5 1/2 GR5 | | |
| 19. | 802-266C | HHCS 3/8-16X2 GR2 | | |
| 20. | 803-011C | NUT LOCK 5/16-18 PLT | | |
| 21. | 803-013C | NUT LOCK 3/8-16 PLT | | |
| 22. | 803-019C | NUT LOCK 1/2-13 PLT | | |
| 23. | 803-020C | NUT HEX 1/2-13 PLT | | |
| 24. | 803-024C | NUT LOCK 5/8-11 PLT | | |
| 25. | 803-036C | NUT HEX JAM 1/2-13 PLT | | |
| 26. | 804-015C | WASHER LOCK SPRING 1/2 PLT | | |
| 27. | 804-017C | WASHER FLAT 1/2 USS PLT | | |
| 28. | 804-029C | WASHER FLAT 1 SAE | | |
| 29. | 805-058C | PIN COTTER 3/16 X 2 | | |
| 30. | 810-118C | CYL 2.5X20X1.12 ROD (TIE)1 PIN | Refer to Midway Hydraulic Cylinder 2.5 x 20 x 1.12 (810-118C), Cross Hydraulic Cylinder 2.5 x 20 x 1.12 (810-118C) & Monarch Hydraulic Cylinder 2.5 x 20 x 1.12 (810-118C) for breakdown | |
| 31. | 113-200H | CHAIN BAR WELDMENT | | |
| 32. | 113-311D | HINGE PIN | | |
| 33. | 113-319D | CHAIN COIL 1/4 HIGH TEST 61 IN | | |
| 34. | 113-323D | CHAIN BAR | | |
| 35. | 113-560H | MARKER CARRIER | | |
| 36. | 113-568H | MARKER TRANSPORT MOUNT | | |
| 37. | 802-022C | HHCS 3/8-16X1 1/2 GR5 | | |
| 38. | 802-168C | HHCS 3/8-16X3 1/4 GR5 | | |
| 39. | 802-261C | HHCS 3/8-16X2 1/2 GR5 FTHD | | |
| 40. | 803-020C | NUT HEX 1/2-13 PLT | | |
| 41. | 803-021C | NUT HEX 5/8-11 PLT | | |
| 42. | 804-011C | WASHER FLAT 3/8 USS PLT | | |
| 43. | 804-015C | WASHER LOCK SPRING 1/2 PLT | | |
| 44. | 804-022C | WASHER LOCK SPRING 5/8 PLT | | |
| 45. | 806-005C | U-BOLT 1/2-13 X 2 X 3 GR 5 | | |
| 46. | 806-039C | U-BOLT 5/8-11 X 6 1/32 X 7 3/4 | | |
| 47. | 806-060C | U-BOLT 1/2-13 X 6 1/32 X 7 1/4 | | |

Flat Fold Marker (continued)

(Applies to 2S-2600, 2S-2600F only)

| Ref | Part No. | Part Description | Comments | Revision |
|------------|-----------------|--------------------------------|-----------------|-----------------|
| 48. | 890-018C | 5/16 X 1 1/4 UTILITY CLEVIS | | |
| 49. | 818-682C | DECAL WARNING PINCH/CRUSH MRKR | | |
| 50. | 890-005C | BUSHING CYL 1 1/4 X 1 X 1 | | |

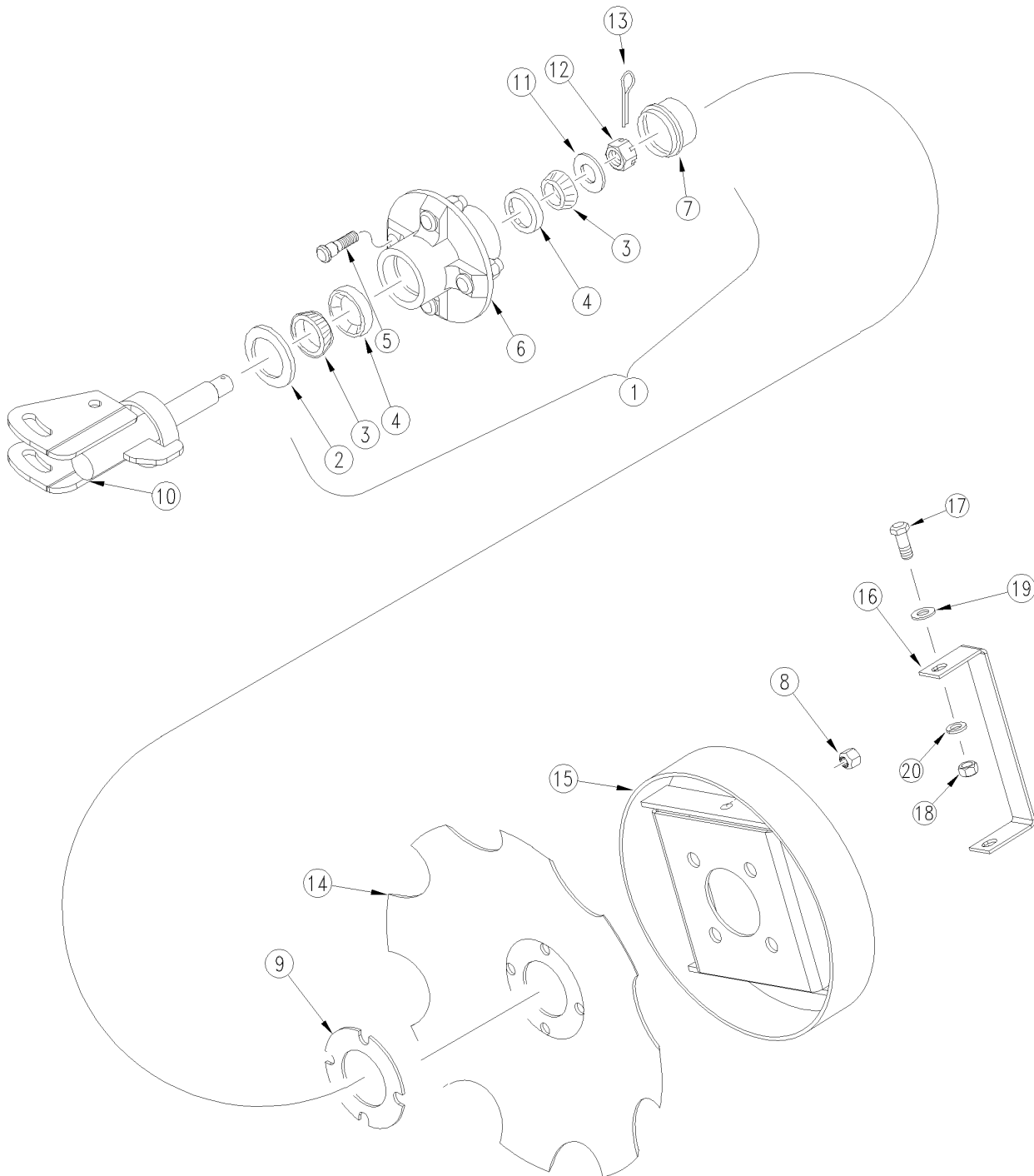
Flat Fold Marker (continued)

(Applies to 2S-2600, 2S-2600F only)

This Page Intentionally Left Blank

Marker Disc Assembly (113-563S)

(Applies to 2S-2600, 2S-2600F only)



15481

Marker Disc Assembly (113-563S)

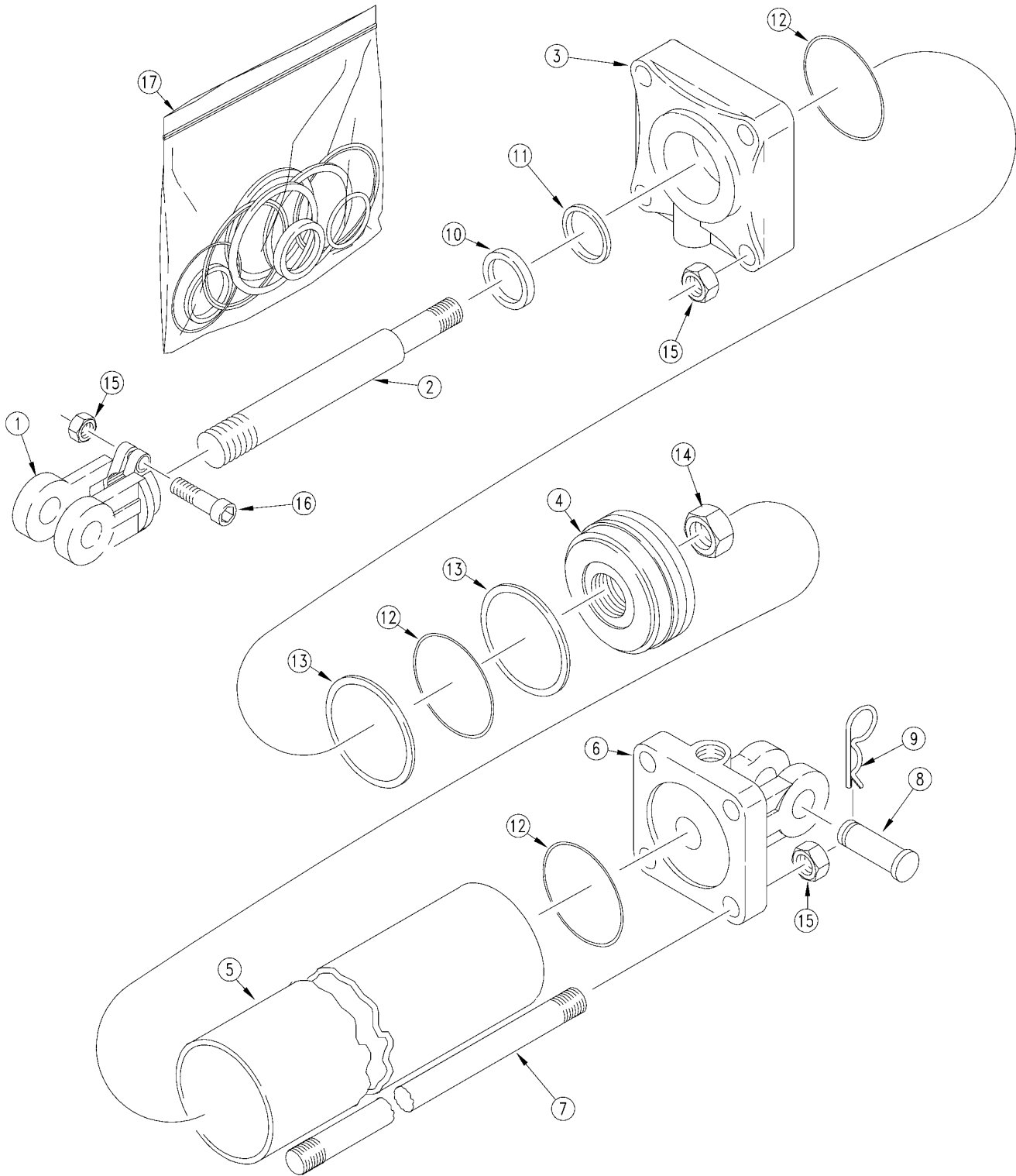
(Applies to 2S-2600, 2S-2600F only)

| Ref | Part No. | Part Description | Comments | Revision |
|-----|-------------|--------------------------------|-----------------|----------|
| | dwg 15481 | Image No. | | |
| 1. | 815-001C | TINE GW HUB | Includes 2 - 8. | |
| 2. | 816-014C | TINE GAUGE WHEEL HUB SEAL | | |
| 3. | 822-030C | BEARING CONE 1 | | |
| 4. | 822-080C | BEARING CUP L44610 | | |
| 5. | BO-47 | NEILSON STUD 1/2-20UNFX1 13/16 | | |
| 6. | 1-100-02-00 | RELIABLE HUB 4 BOLT | | |
| 7. | 890-614C | GREASE CAP #1505 | | |
| 8. | 803-159C | NUT LUG 1/2-20X60DEG PLT(.75AF | | |
| 9. | 116-353D | BLADE SPACER | | |
| 10. | 113-562H | 1 SPINDLE MARKER WELDMENT | | |
| 11. | 804-025C | WASHER FLAT 3/4 SAE PLT | | |
| 12. | 803-053C | NUT HEX SLOTTED 3/4-16 | | |
| 13. | 805-019C | PIN COTTER 5/32 X 1 PLT | | |
| 14. | 820-094C | 16 4-BOLT NOTCHED MARKER DISK | | |
| 15. | 113-369H | DEPTH BAND 10 4-BOLT 4B.C. | | |
| 16. | 116-354D | MARKER DISC SAFETY STRAP | | |
| 17. | 802-017C | HHCS 3/8-16X1 GR5 | | |
| 18. | 803-014C | NUT HEX 3/8-16 PLT | | |
| 19. | 804-012C | WASHER FLAT 3/8 SAE PLT | | |
| 20. | 804-013C | WASHER LOCK SPRING 3/8 PLT | | |

[Table of Contents](#) [Part Number Index](#)

Midway Hydraulic Cylinder 2.5 X 20 X 1.12 (810-118C)

(Applies to 2S-2600, 2S-2600F only)



15705

Midway Hydraulic Cylinder 2.5 X 20 X 1.12 (810-118C)

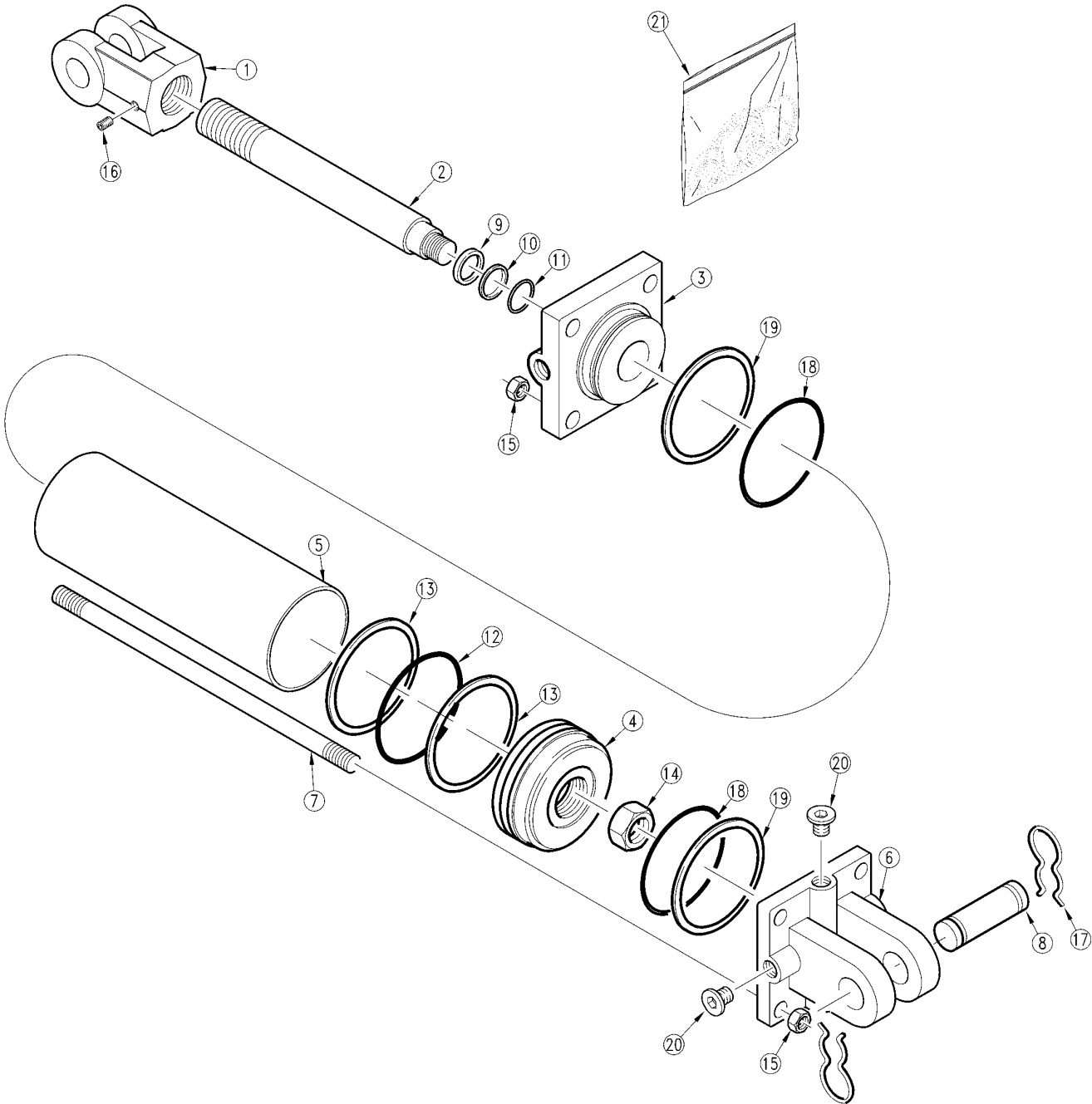
(Applies to 2S-2600, 2S-2600F only)

| Ref | Part No. | Part Description | Comments | Revision |
|-----|----------|-----------------------------|---------------------------|----------|
| | dwg15705 | Image No. | | |
| 1. | 1M6006 | MW ROD CLEVIS | | |
| 2. | 2M3326 | MW ROD | | |
| 3. | 3R0310 | MW HEAD | | |
| 4. | 4M3102 | RPBY 4M3108 | | |
| 5. | 5M3128 | MW TUBE 2-1/2 X 20 CYLINDER | | |
| 6. | 6R3150 | BASE MIDWAY | | |
| 7. | 7M3328 | MIDWAY TIE ROD | | |
| 8. | 2A0206 | MW PIN SHORT | | |
| 9. | 2A0132 | MW PIN CLIP | | |
| 10. | | MW WIPER | Only found in seal kit 17 | |
| 11. | | MW U-CUP | Only found in seal kit 17 | |
| 12. | | MW O-RING | Only found in seal kit 17 | |
| 13. | | MW BACKUP | Only found in seal kit 17 | |
| 14. | 2A0022 | RPBY 803-114C | | |
| 15. | 2A0012 | RPBY 803-234C | | |
| 16. | 2A0006 | RPBY 802-023C | | |
| 17. | 810-210C | SEAL KIT MW 2.5 CYL 3A3102 | | |

[Table of Contents](#) [Part Number Index](#)

Monarch Hydraulic Cylinder 2.5 X 20 X 1.12 (810-118C)

(Applies to 2S-2600, 2S-2600F only)



15713

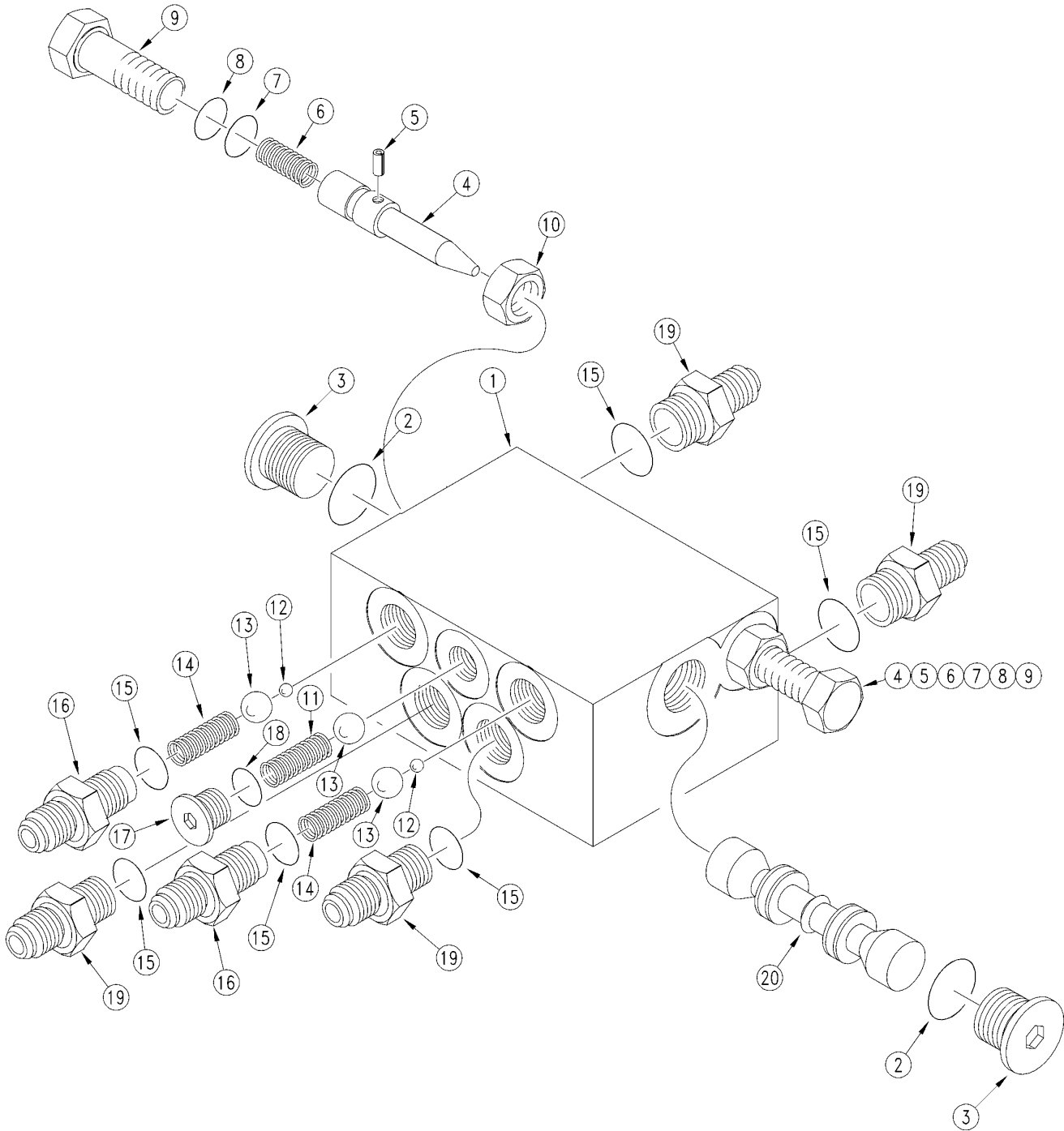
Monarch Hydraulic Cylinder 2.5 X 20 X 1.12 (810-118C)

(Applies to 2S-2600, 2S-2600F only)

| Ref | Part No. | Part Description | Comments | Revision |
|-----|----------|--------------------------------|---------------------------|----------|
| | dwg15713 | Image No. | | |
| 1. | 492650 | LION ROD CLEVIS 1 1/8-12UNF | | |
| 2. | 492643 | LION ROD 1.25 X 20 | | |
| 3. | 492724 | LION ROD CAP 2.5X1.25 9/16 ORB | | |
| 4. | 492529 | LION PISTON | | |
| 5. | 491680 | LION CYL. TUBE 2.5X20 H6080 | | |
| 6. | 492371 | LION CLEVIS CAP 2.5 | | |
| 7. | 492230 | LION TIE ROD 3/8X20 H6630 RIO | | |
| 8. | 134953 | LION PIN | | |
| 9. | | WIPER SEAL | Only found in seal kit 21 | |
| 10. | | O-RING | Only found in seal kit 21 | |
| 11. | | BACKUP RING | Only found in seal kit 21 | |
| 12. | | O-RING | Only found in seal kit 21 | |
| 13. | | BACKUP RING | Only found in seal kit 21 | |
| 14. | 129090 | LION NUT 3/4UNC | | |
| 15. | 803-014C | NUT HEX 3/8-16 PLT | | |
| 16. | 801-023C | SCREW SET SH 3/8-16X3/8 TYPE C | | |
| 17. | 134952 | LION PIN CLIP-CLEVIS | | |
| 18. | | O-RING | Only found in seal kit 21 | |
| 19. | | BACKUP RING | Only found in seal kit 21 | |
| 20. | 186561 | LION PLUG | | |
| 21. | 810-254C | SEAL KIT LN 639574 2.5BX1.25RD | | |

Sequence Valve (810-197C)

(Applies to 2S-2600, 2S-2600F only)



12024

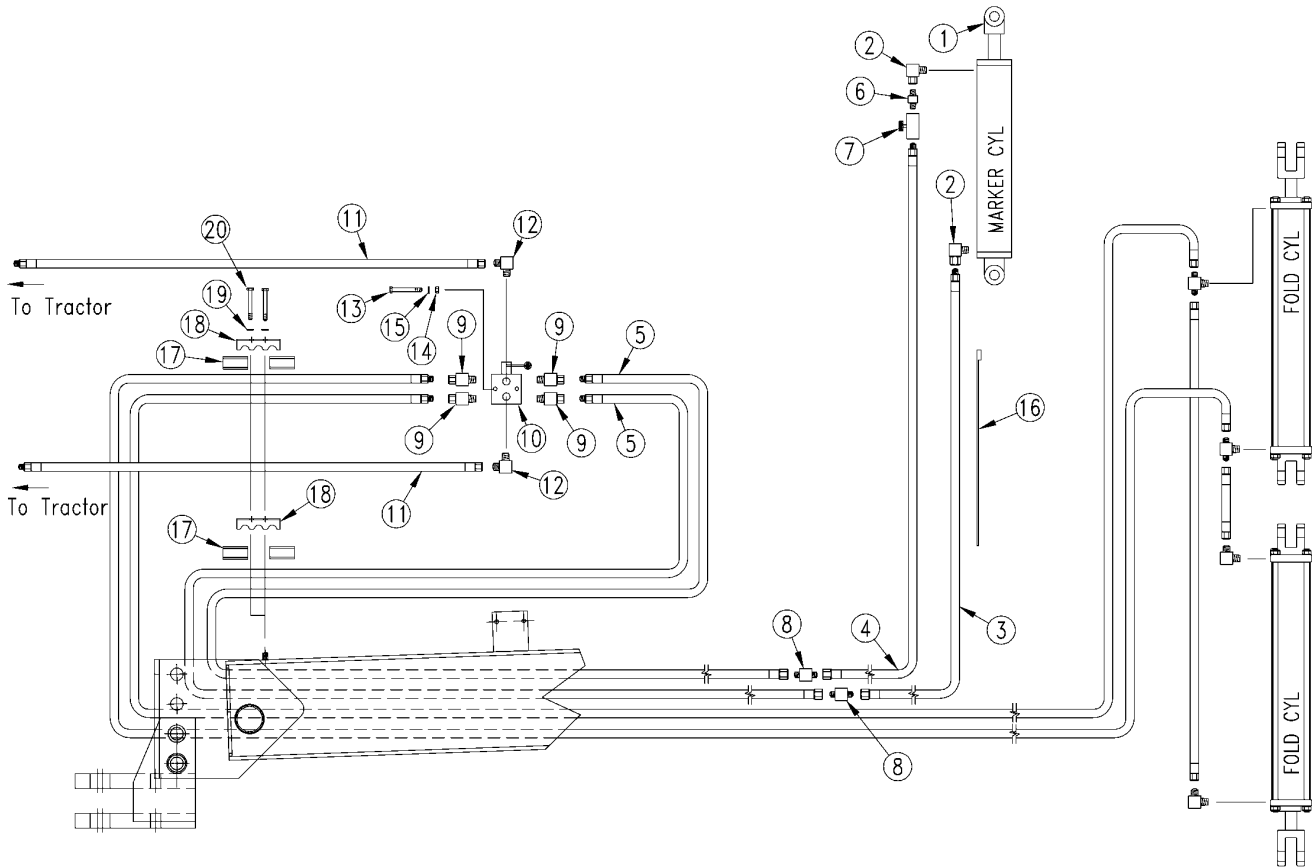
Sequence Valve (810-197C)

(Applies to 2S-2600, 2S-2600F only)

| Ref | Part No. | Part Description | Comments | Revision |
|-----|----------|--------------------------------|----------|----------|
| | dwg12024 | Image No. | | |
| 1. | 3089 | SHOEMAKER BODY MKR SEQ VALVE | | |
| 2. | 1088-908 | SHOEMAKER O-RING | | |
| 3. | 1132-08 | SHOEMAKER PLUG, HEX SOCKET | | |
| 4. | 1179 | SHOEMAKER NEEDLE, FLOW CONTROL | | |
| 5. | 1217 | SHOEMAKER .125 SPRING PIN | | |
| 6. | 1211 | SHOEMAKER SPRING COMPRESSION | | |
| 7. | 1088-011 | RPBY 1100-011 | | |
| 8. | 1089-011 | RPBY SEAL KIT | | |
| 9. | 1180 | SHOEMAKER SCREW, FLOW CON.ADJ. | | |
| 10. | 1218 | SHOEMAKER HEX, JAM NUT Z PLTD. | | |
| 11. | 1099 | RPBY SEAL KIT | | |
| 12. | 1087-250 | RPBY SEAL KIT | | |
| 13. | 1087-437 | RPBY SEAL KIT | | |
| 14. | 1042 | RPBY SEAL KIT | | |
| 15. | 1088-906 | SHOEMAKER O-RING | | |
| 16. | 1182 | SHOEMAKER FITTING PORT ADPT. | | |
| 17. | 1132-05 | SHOEMAKER HEX, SKT O-RING PLUG | | |
| 18. | 1088-905 | SHOEMAKER O-RING | | |
| 19. | 1092-6 | RPBY 1092-6-6 | | |
| 20. | 2153 | SHOEMAKER SPOOL, MKR SEQ. .055 | | |
| | 810-456C | SEAL KIT SHOEMAKER #1223 | | |

Single Marker Hydraulics

(Applies to 2S-2600, 2S-2600F only)



15483

Single Marker Hydraulics

(Applies to 2S-2600, 2S-2600F only)

| Ref | Part No. | Part Description | Comments | Revision |
|-----|----------|--------------------------------|--|----------|
| | dwg15483 | Image No. | | |
| 1. | 810-118C | CYL 2.5X20X1.12 ROD (TIE)1 PIN | Refer to Midway Hydraulics Cylinder 2.5x20x1.12 (810-118C) for breakdown | |
| 2. | 811-281C | EL 3/8FNPT 9/16MORB | | |
| 3. | 811-035C | HH1/4R1 252 9/16FJIC 3/8MNPT | | |
| 4. | 811-293C | HH1/4R1 272 3/8MNPT 9/16FJIC | | |
| 5. | 811-580C | HH1/4R1 348 1/2MNPT 9/16FJIC | | |
| 6. | 811-044C | AD 3/8MNPT | | |
| 7. | 810-058C | VALVE 3/8 NEEDLE | | |
| 8. | 811-315C | AD 9/16MJIC | | |
| 9. | 811-021C | AD 1/2FNPTS 3/4MORB | | |
| 10. | 810-274C | DOUBLE SELECTOR VALVE 3/4FORB | Refer to Double Selector Valve (810-274C) for breakdown | |
| 11. | 811-579C | HH3/8R1 096 1/2MNPT 9/16FJIC | | |
| 12. | 811-171C | EL 3/4MORB 9/16MJIC | | |
| 13. | 802-168C | HHCS 3/8-16X3 1/4 GR5 | | |
| 14. | 803-014C | NUT HEX 3/8-16 PLT | | |
| 15. | 804-013C | WASHER LOCK SPRING 3/8 PLT | | |
| 16. | 800-082C | CABLE TIE .31X21.5 6DIA 120LB | | |
| 17. | 113-370D | 1/4 MARKER HYD HOSE GUARD | | |
| 18. | 196-112D | RPBY 196-146D | | |
| 19. | 804-009C | WASHER LOCK SPRING 5/16 PLT | | |
| 20. | 802-138C | HHCS 5/16-18X2 1/4 GR5 | | |



Part Number Index

The Part Number Index is a numeric index of all part numbers included in this manual. The index shows what page(s) the part is used on.

| Part Number | Page | Part Number | Page | Part Number | Page | Part Number | Page |
|-------------|------------------|-------------|-----------------|-------------|----------------|-------------|------------------|
| 001015 | 15 | 116-020D | 83 | 123-491D | 55 | 175-146H | 39, 41 |
| 006125 | 15 | 116-132K | 85 | 123-492D | 55 | 175-180S | 39, 41 |
| 009052 | 15 | 116-181D | 85 | 123-575D | 53 | 175-182H | 33 |
| 009062 | 15 | 116-353D | 183 | 123-576D | 53 | 175-183H | 33 |
| 015796 | 15 | 116-354D | 183 | 123-577D | 53 | 175-184H | 33 |
| 016048 | 15 | 1179 | 189 | 123-834H | 53 | 175-187K | 35 |
| 016053 | 15 | 118-226S | 69, 71, 73, 75, | 123-939H | 127 | 175-188K | 35 |
| 017012 | 15 | | 77, 79 | 1285 | 175 | 175-189K | 35 |
| 017802 | 15 | 118-336D | 69, 71, 73, 75, | 129090 | 187 | 175-190S | 27 |
| 017806 | 15 | | 77, 79 | 133-024D | 117 | 175-233D | 69, 71, 73, 75, |
| 020022 | 15 | 118-338D | 69, 71, 79 | 133-051H | 117 | | 77, 79 |
| 020023 | 15 | 118-341D | 69, 71, 73, 75, | 133-061H | 53 | 175-277S | 31 |
| 1-100-02-00 | 183 | | 77, 79 | 133-062H | 53 | 175-280D | 69, 71 |
| 10-50057 | 9 | 118-431D | 73, 75 | 133-063H | 53 | 175-289D | 27, 29 |
| 10-50058 | 9 | 118-432D | 73, 75, 79 | 133-064H | 53 | 175-325D | 57 |
| 10-70020 | 9 | 118-433D | 73, 75 | 133-065D | 121 | 175-326D | 57 |
| 10-80012 | 9 | 118-434D | 73, 75 | 133-128H | 127 | 175-327D | 51, 57 |
| 10-80028 | 9 | 118-437D | 75, 77, 79 | 133-147D | 53 | 175-331D | 57 |
| 10-80054 | 9 | 118-438D | 77, 79 | 133-152K | 55 | 175-332D | 51 |
| 10-80147 | 9 | 118-440D | 79 | 133-153K | 55 | 175-338D | 33 |
| 1042 | 189 | 118-443H | 81 | 133-154K | 55 | 175-341D | 33 |
| 107-111D | 123, 125 | 118-444H | 81 | 133-155K | 55 | 176-042S | 95, 97, 99, 101, |
| 107-113D | 123, 125 | 118-466D | 79 | 133-156K | 55 | | 107, 109, 111 |
| 107-133S | 123, 125 | 118-467D | 77 | 133-157K | 55 | 176-065D | 95, 97 |
| 1079 | 175 | 118-468D | 79 | 133-159H | 55 | 176-066D | 95 |
| 1084 | 175 | 118-508D | 69, 71, 73, 75, | 133-161H | 55 | 176-076D | 95 |
| 1087-250 | 189 | | 77, 79 | 133-380H | 55 | 176-078D | 95 |
| 1087-437 | 189 | 1180 | 189 | 133-416H | 55 | 176-080D | 95 |
| 1088-011 | 189 | 1182 | 189 | 134952 | 187 | 176-084D | 95 |
| 1088-210 | 175 | 119-153D | 39, 41 | 134953 | 187 | 181-064D | 21 |
| 1088-905 | 189 | 119-154D | 39, 41 | 136-027D | 93 | 186561 | 187 |
| 1088-906 | 189 | 119-190D | 29, 31, 55 | 136-044D | 103, 105, 113, | 188-001V | 123, 125 |
| 1088-908 | 189 | 120-198D | 87, 89 | | 115 | 188-008V | 119 |
| 1089-011 | 189 | 120-247D | 59 | 136-064D | 103, 105, 113, | 191-001D | 33 |
| 1089-210 | 175 | 121-151D | 123, 125 | | 115, 117 | 191-002D | 33 |
| 109-025H | 81 | 121-152D | 123 | 136-104D | 117 | 191-018D | 33 |
| 109-069D | 81 | 121-154D | 123, 125 | 136-111D | 99, 101, 103, | 194-058D | 67 |
| 109-091D | 69, 71, 73, 75, | 121-164D | 123, 125 | | 105, 109, 111, | 194-059D | 67 |
| | 77, 79 | 121-166D | 123 | | 113, 115 | 194-070D | 11 |
| 1092-6 | 189 | 121-167D | 123 | 136-122D | 99, 101, 103, | 194-113H | 19 |
| 1099 | 189 | 121-169D | 123 | | 105, 109, 111, | 194-123K | 59 |
| 113-180H | 179 | 121-702H | 123 | | 113, 115 | 194-129H | 59 |
| 113-181H | 179 | 121-703H | 125 | 136-128D | 99, 109 | 194-134H | 13 |
| 113-182H | 179 | 121-762S | 123 | 136-151D | 103, 105, 113, | 194-135H | 61, 63 |
| 113-183H | 179 | 121-763S | 125 | | 115 | 194-152H | 37 |
| 113-188H | 179 | 1211 | 189 | 136-175D | 99, 101, 103, | 194-154H | 37 |
| 113-189H | 179 | 1217 | 189 | | 105, 109, 111, | 194-155H | 59 |
| 113-190H | 179 | 1218 | 189 | | 113, 115 | 194-156H | 59 |
| 113-200H | 179 | 122-041D | 135, 137 | 136-183D | 117 | 194-157H | 37 |
| 113-248D | 179 | 122-094D | 137 | 141-084D | 33 | 194-158H | 37 |
| 113-311D | 179 | 122-103S | 137 | 142-198D | 123, 125 | 194-160H | 23, 29, 31 |
| 113-312D | 179 | 122-110D | 135 | 148-402D | 19 | 194-161H | 23, 29, 31 |
| 113-313D | 179 | 122-117S | 135 | 148-613D | 29 | 194-162H | 37 |
| 113-319D | 179 | 122-120D | 119 | 152-044D | 73, 75 | 194-163H | 25 |
| 113-323D | 179 | 122-151D | 119 | 152-215D | 21 | 194-164H | 25 |
| 113-324D | 179 | 122-173H | 119 | 152-262D | 91, 97, 107 | 194-165H | 59 |
| 113-325D | 179 | 122-197V | 137 | 152-263D | 91 | 194-166H | 59 |
| 113-351D | 179 | 122-198V | 135 | 152-390D | 87, 89 | 194-171H | 11 |
| 113-369H | 183 | 122-201S | 119 | 155-007K | 21 | 194-172H | 19 |
| 113-370D | 13, 29, 31, 177, | 122-202S | 123, 125 | 155-012K | 21 | 194-268D | 25 |
| | 191 | 122-231A | 119 | 161-026K | 87, 89 | 194-269D | 23 |
| 113-558H | 179 | 122-242S | 123, 125 | 161-046K | 87, 89 | 194-270D | 23, 25 |
| 113-559H | 179 | 123-050H | 53 | 168-127D | 117 | 194-273D | 87, 89 |
| 113-560H | 179 | 123-113D | 53 | 170-033H | 11 | 194-274D | 87, 89 |
| 113-562H | 183 | 123-116D | 53 | 170-034H | 11 | 194-381D | 17 |
| 113-563S | 179 | 123-118D | 53 | 171-043D | 65 | 194-401D | 19 |
| 113-568H | 179 | 123-356D | 53 | 171-101H | 65 | 194-402D | 19 |
| 1132-05 | 189 | 123-409D | 53 | 171-102H | 65 | 194-516D | 59 |
| 1132-08 | 189 | 123-410D | 53 | 174-219H | 29 | 194-577D | 25 |
| 116-019D | 83 | 123-476H | 53 | 175-102H | 33 | 194-755D | 17 |

Table of Contents Part Number Index



Part Number Index (continued)

| Part Number | Page | Part Number | Page | Part Number | Page | Part Number | Page |
|-------------|---------------------------------------|--------------|---------------------------------------|-------------|--------------------|-------------|---|
| 195-062H | 63 | 195-245D | 77 | 2A0079-616 | 173 | 710425 | 83 |
| 195-063H | 63 | 195-246D | 69 | 2A0132 | 153, 157, 167, 185 | 712205 | 15 |
| 195-064H | 63 | 195-249S | 113, 115 | | | 770026 | 83 |
| 195-100D | 29, 31 | 195-250H | 93, 117 | 2A0206 | 185 | 7M2316 | 153 |
| 195-101D | 29, 31 | 195-253H | 81 | 2A0208 | 153, 157, 167 | 7M3328 | 185 |
| 195-102D | 29, 31 | 195-254D | 91 | 2A0235-6 | 173 | 7M5320 | 157 |
| 195-112D | 43, 45 | 195-264H | 99, 101, 103, 105, 109, 111, 113, 115 | 2A0246-12 | 173 | 7M5328 | 167 |
| 195-121D | 61 | | | 2A0308-1 | 173 | 7M6320 | 159 |
| 195-122D | 61 | | | 2A0578-2475 | 173 | 800-001C | 19, 37, 59, 179 |
| 195-124H | 49 | 195-265D | 87 | 2H-200GP | 9 | 800-003C | 81 |
| 195-130H | 91 | 195-266D | 89 | 2H-30080 | 9 | 800-004C | 69, 71, 73, 75, 77, 79 |
| 195-131H | 91 | 195-310H | 63 | 2H-30081 | 9 | 800-008C | 121, 123, 125 |
| 195-139H | 99, 109 | 195-311H | 63 | 2H-300GP | 9 | 800-009C | 69, 71, 73, 75, 77, 79, 123, 125 |
| 195-144D | 91 | 195-320S | 101, 105, 111, 115 | 2M2316 | 153 | 800-012C | 33, 57 |
| 195-145H | 93, 117 | | | 2M3326 | 185 | 800-016C | 121 |
| 195-153H | 93 | 195-340D | 63 | 2M5420 | 157 | 800-028C | 53 |
| 195-154H | 93 | 195-351D | 87 | 2M5530 | 167 | 800-030C | 33 |
| 195-155H | 93 | 195-352D | 87 | 2S6522NC | 159 | 800-032C | 33 |
| 195-156H | 93 | 195-355D | 87 | 30102360 | 145, 147 | 800-046C | 9 |
| 195-157H | 93 | 195-375D | 101, 105 | 30102754 | 161 | 800-052C | 83 |
| 195-158H | 93 | 195-376D | 105, 111, 115 | 3089 | 189 | 800-058C | 59, 97, 99, 101, 107, 109, 111 |
| 195-159D | 87, 89 | 195-377D | 111, 115 | 313-176D | 39, 41 | 800-064C | 25, 43, 45 |
| 195-159H | 93 | 195-398H | 87 | 313-186D | 39, 41 | 800-073C | 37 |
| 195-160D | 87, 89 | 196-112D | 13, 31, 177, 191 | 318917 | 83 | 800-082C | 141, 143, 145, 147, 149, 151, 177, 191 |
| 195-160H | 97 | 196-136H | 11 | 318951 | 83 | 800-093C | 119 |
| 195-161H | 107 | 196-146D | 29, 141, 143, 145, 147, 149, 151 | 39680008 | 161 | 800-101C | 49, 53 |
| 195-165D | 43, 45 | | | 3M5410 | 157 | 800-107C | 69, 71, 73, 75, 77, 79 |
| 195-169D | 99, 101, 103, 105, 109, 111, 113, 115 | 196-885D | 141, 143, 145, 147, 149, 151 | 3R0122 | 153 | 800-112C | 45, 85 |
| 195-170D | 109, 111 | 197-001D | 23, 25 | 3R0310 | 185 | 800-121C | 39, 41 |
| 195-176D | 101 | 197-089D | 49 | 3R3812 | 167 | 800-130C | 25 |
| 195-177S | 41 | 197-091D | 49 | 3R5410 | 159 | 800-148C | 43, 45 |
| 195-181H | 27 | 197-096D | 49 | 401-154D | 37 | 800-149C | 43 |
| 195-182H | 27 | 198-137D | 129, 131, 133, 135, 137 | 402-050D | 101, 105, 111, 115 | 800-177C | 95 |
| 195-183H | 27 | | | 402-051D | 101, 105, 111, 115 | 800-213C | 123, 125 |
| 195-184S | 103, 105 | 199-022H | 129 | 402-376D | 101, 105, 111, 115 | 800-310C | 119 |
| 195-186K | 113, 115, 117 | 199-028D | 131 | | | 800-321C | 127 |
| 195-187K | 103, 105, 117 | 199-029D | 133 | 403-751D | 101, 105, 111, 115 | 800-322C | 123 |
| 195-188H | 59 | 199-030D | 135 | | | 800-436C | 25 |
| 195-189D | 99, 101, 103, 105 | 199-031D | 137 | 491680 | 187 | 800-449C | 25 |
| 195-192D | 57 | 199-042D | 131, 133 | 492230 | 187 | 801-001C | 53, 81 |
| 195-193H | 61, 63 | 1D0005-2250 | 173 | 492371 | 187 | 801-002C | 121, 123, 125, 127 |
| 195-194D | 27 | 1D0204-2475 | 173 | 492529 | 187 | 801-003C | 53 |
| 195-197D | 41, 51, 57 | 1D1003-4 | 173 | 492643 | 187 | 801-009C | 33 |
| 195-198D | 41 | 1D1155-13 | 173 | 492650 | 187 | 801-016C | 85 |
| 195-200B | 171 | 1D1401-250 | 173 | 492724 | 187 | 801-023C | 187 |
| 195-205D | 31 | 1D1582-16275 | 173 | 4C2024 | 173 | 801-035C | 53, 69, 71, 73, 75, 77, 79 |
| 195-206D | 31 | 1M6006 | 153, 185 | 4M2102 | 153 | 801-052C | 9 |
| 195-207D | 31 | 1M7016 | 157, 167 | 4M3102 | 185 | 801-054C | 179 |
| 195-208D | 27 | 1M7021-ADI | 159 | 4M5102 | 157, 167 | 801-057C | 69, 71, 73, 75, 77, 79 |
| 195-209D | 93 | 20-20028 | 9 | 4M6108 | 159 | 801-067C | 85 |
| 195-210D | 93 | 200-001D | 21 | 500-090B | 161 | 801-068C | 19 |
| 195-212D | 93, 117 | 206-014S | 119 | 5070 | 163 | 801-081C | 45 |
| 195-222D | 97 | 2153 | 189 | 5075 | 163 | 801-084C | 119 |
| 195-223K | 35 | 248-251D | 39 | 540017 | 83 | 801-096C | 49 |
| 195-224K | 35 | 253000 | 85 | 5M2116 | 153 | 801-141C | 119 |
| 195-225K | 35 | 253001 | 85 | 5M3128 | 185 | 801-151C | 43 |
| 195-229D | 87 | 253016 | 83 | 5M5120 | 157 | 801-154C | 49 |
| 195-230D | 89 | 253017 | 83 | 5M5128 | 167 | 801-199C | 83 |
| 195-234D | 87 | 253100 | 83 | 5M6120 | 159 | 802-004C | 39, 53, 69, 71, 73, 75, 77, 79, 99, 101 |
| 195-236D | 75 | 253700 | 85 | 61010016 | 161 | 802-005C | 27, 129 |
| 195-237D | 79 | 253701 | 85 | 61010039 | 161 | | |
| 195-238D | 71 | 2A0006 | 153, 157, 167, 185 | 61011003 | 161 | | |
| 195-239D | 109, 111, 113, 115 | | | 640069X | 15 | | |
| 195-240D | 109, 111, 113, 115 | 2A0012 | 153, 157, 167, 185 | 6R0032 | 153 | | |
| 195-241D | 103, 105, 113, 115, 117 | | | 6R3150 | 157, 185 | | |
| 195-244D | 73 | 2A0016 | 157, 167 | 6R3162 | 167 | | |
| | | 2A0018 | 159 | 6R5152-ADI | 159 | | |
| | | 2A0022 | 153, 185 | 701029X | 15 | | |
| | | 2A0024 | 157, 159, 167 | 701140 | 15 | | |
| | | | | | | | |



Part Number Index (continued)

| Part Number | Page | Part Number | Page | Part Number | Page | Part Number | Page |
|-------------|--|-------------|--|-------------|--|-------------|---|
| 802-007C | 81, 141, 143, 145, 147, 149, 151 | 802-411C | 39, 41 | 803-169C | 29, 31, 43, 45, 55, 101, 105, 111, 115, 123, 125, 129, 131, 133, 135, 137 | 804-031C | 69, 71, 73, 75, 77, 79 |
| 802-012C | 91 | 802-413C | 101, 105, 111, 115 | 803-177C | 31, 135, 137 | 804-035C | 23, 25 |
| 802-014C | 69, 71, 73, 75, 77, 79, 81, 177 | 802-418C | 101, 105, 111, 115 | 803-193C | 123, 125 | 804-036C | 25, 39, 41, 81, 141, 143, 145, 147, 149, 151 |
| 802-015C | 39, 41, 123, 125 | 802-421C | 129, 131, 133, 135, 137 | 803-194C | 69, 71, 73, 75, 77, 79 | 804-040C | 81, 123, 125 |
| 802-017C | 27, 63, 91, 97, 107, 119, 183 | 802-425C | 39, 41 | 803-199C | 27, 29, 31 | 804-042C | 53 |
| 802-022C | 67, 179 | 802-427C | 127 | 803-208C | 87, 89 | 804-043C | 85 |
| 802-023C | 159 | 802-442C | 31 | 803-209C | 27, 39, 41, 63, 127 | 804-044C | 53 |
| 802-026C | 149, 151 | 802-543C | 11 | 803-215C | 91, 97, 107 | 804-046C | 53 |
| 802-030C | 63 | 802-544C | 11, 37 | 803-234C | 159 | 804-048C | 33 |
| 802-034C | 29, 31, 55, 61, 63, 93, 117 | 802-550C | 123, 125 | 803-239C | 87, 89 | 804-075C | 49, 141, 143, 145, 147, 149, 151 |
| 802-039C | 11, 99, 101, 103, 105, 109, 111, 113, 115, 179 | 802-551C | 107, 109, 111, 141, 143, 145, 147, 149, 151 | 803-263C | 87, 89 | 804-078C | 119 |
| 802-041C | 93, 103, 105, 109, 111, 113, 115, 117 | 802-617C | 131 | 803-263C | 87, 89 | 804-082C | 19 |
| 802-045C | 123, 125 | 802-618C | 133 | 803-293C | 39 | 804-088C | 85 |
| 802-051C | 129 | 802-633C | 33 | 803-295C | 25 | 804-095C | 87, 89 |
| 802-055C | 65 | 802-640C | 87, 89 | 803-310C | 123 | 804-098C | 87, 89 |
| 802-058C | 17, 131, 133 | 802-705C | 25 | 804-001C | 81 | 804-113C | 93, 99, 101, 103, 105, 109, 111, 113, 115, 117 |
| 802-059C | 135 | 803-001C | 49, 53 | 804-002C | 53, 81 | 804-154C | 123, 125 |
| 802-078C | 51, 53, 57 | 803-003C | 49 | 804-003C | 53, 81 | 804-182C | 87, 89 |
| 802-079C | 13, 17, 29, 31, 33, 63, 91 | 803-006C | 19, 33, 53, 141, 143, 145, 147, 149, 151 | 804-004C | 49, 53 | 805-004C | 37 |
| 802-082C | 59, 61 | 803-007C | 27, 51, 53 | 804-006C | 33, 53, 97, 99, 101, 107, 109, 111, 141, 143, 145, 147, 149, 151 | 805-016C | 21, 81 |
| 802-092C | 33, 53, 101, 105, 111, 115 | 803-008C | 33, 81, 91, 93, 99, 101, 103, 105, 109, 111, 113, 115, 117 | 804-007C | 57 | 805-019C | 53, 183 |
| 802-095C | 59 | 803-011C | 39, 41, 87, 89, 179 | 804-009C | 13, 25, 29, 31, 33, 81, 93, 99, 101, 103, 105, 109, 111, 113, 115, 117, 141, 143, 145, 147, 149, 151, 177, 191 | 805-023C | 69, 71, 73, 75, 77, 79 |
| 802-097C | 145 | 803-013C | 15, 17, 37, 149, 151, 179 | 804-011C | 13, 17, 29, 31, 91, 149, 151, 179 | 805-024C | 95 |
| 802-104C | 21, 87, 89 | 803-014C | 13, 29, 31, 33, 43, 45, 55, 67, 91, 123, 125, 177, 183, 187, 191 | 804-012C | 53, 69, 71, 73, 75, 77, 79, 81, 119, 123, 125, 183 | 805-026C | 99, 101 |
| 802-114C | 15, 37 | 803-015C | 63 | 804-013C | 13, 29, 31, 33, 43, 45, 55, 63, 67, 69, 71, 73, 75, 77, 79, 81, 91, 119, 123, 125, 179 | 805-030C | 87, 89 |
| 802-115C | 179 | 803-016C | 81 | 804-014C | 63 | 805-032C | 61, 63 |
| 802-119C | 137 | 803-019C | 179 | 804-015C | 11, 29, 31, 59, 61, 63, 91, 93, 99, 101, 103, 105, 109, 111, 113, 115, 117, 179 | 805-058C | 179 |
| 802-121C | 123, 125 | 803-020C | 11, 29, 31, 59, 61, 63, 91, 93, 103, 105, 117, 179 | 804-016C | 63, 117 | 805-067C | 49, 53, 117 |
| 802-138C | 13, 29, 31, 87, 89, 177, 191 | 803-021C | 17, 65, 179 | 804-017C | 11, 179 | 805-083C | 91 |
| 802-139C | 59 | 803-024C | 21, 179 | 804-019C | 17, 65 | 805-085C | 23, 25 |
| 802-148C | 33, 53 | 803-026C | 59 | 804-021C | 81 | 805-104C | 19, 59 |
| 802-151C | 137 | 803-027C | 19, 59, 65 | 804-022C | 17, 65, 129, 131, 133, 135, 137, 179 | 805-109C | 91, 123, 125 |
| 802-152C | 97 | 803-028C | 25, 59 | 804-023C | 19, 59, 65 | 805-124C | 19 |
| 802-153C | 21 | 803-029C | 21 | 804-025C | 59, 183 | 805-127C | 123, 125 |
| 802-168C | 177, 179, 191 | 803-031C | 59 | 804-027C | 59 | 805-148C | 87, 89 |
| 802-178C | 25 | 803-032C | 25 | 804-029C | 179 | 805-154C | 123, 125 |
| 802-196C | 27, 29, 35, 81 | 803-034C | 11, 37 | 804-030C | 11, 25, 37 | 805-180C | 93, 97, 99, 101, 103, 105, 107, 109, 111, 113, 115, 117 |
| 802-197C | 135 | 803-035C | 53, 81 | | | 805-186C | 123, 125 |
| 802-203C | 29, 31, 39, 43, 45, 55 | 803-036C | 93, 99, 101, 103, 105, 109, 111, 113, 115, 117, 123, 125, 179 | | | 805-197C | 61, 63 |
| 802-204C | 59 | | | | | 805-234C | 123, 125 |
| 802-212C | 19 | | | | | 805-236C | 59 |
| 802-214C | 117 | | | | | 805-240C | 93, 99, 101, 103, 105, 109, 111, 113, 115 |
| 802-228C | 123, 125 | | | | | | |
| 802-249C | 179 | | | | | 805-249C | 87 |
| 802-252C | 33 | | | | | 806-005C | 179 |
| 802-254C | 179 | | | | | 806-039C | 179 |
| 802-257C | 83 | | | | | 806-060C | 103, 105, 113, 115, 117, 179 |
| 802-261C | 179 | | | | | | |
| 802-266C | 179 | | | | | 806-093C | 65 |
| 802-273C | 25 | | | | | 806-109C | 91 |
| 802-282C | 93, 99, 101, 103, 105, 109, 111, 113, 115, 117 | | | | | 807-072C | 91 |
| | | | | | | 807-073C | 11 |
| 802-283C | 19 | | | | | 807-097C | 95 |
| 802-375C | 27, 35, 41, 57 | | | | | 807-101C | 119 |
| 802-387C | 27, 29, 31 | | | | | 807-106C | 39, 41, 123, 125 |
| 802-388C | 55 | | | | | 807-159C | 123, 125 |
| 802-399C | 21 | | | | | 807-177C | 17 |
| | | | | | | 808-086C | 33 |
| | | | | | | 808-097C | 87, 89 |

[Table of Contents](#) [Part Number Index](#)



Part Number Index (continued)

| Part Number | Page | Part Number | Page | Part Number | Page | Part Number | Page |
|-------------|--|-------------|-----------------------------------|-------------|--|-------------|---------------------------------------|
| 808-143C | 99, 101, 103, 105, 109, 111, 113, 115 | 811-064C | 141, 143, 145, 147, 149, 151, 155 | 812-245C | 125 | 817-087C | 81 |
| 808-170C | 117 | 811-065C | 141, 143, 145, 147, 149, 151, 155 | 814-008C | 87, 89 | 817-111C | 95, 97 |
| 808-240C | 97, 99, 101, 107, 109, 111 | 811-118C | 141, 143, 145, 147, 149, 151 | 814-010C | 137 | 817-132C | 123, 125 |
| 808-256C | 99, 101, 103, 105, 109, 111, 113, 115, 117 | 811-140C | 139 | 814-023C | 21 | 817-133C | 123, 125 |
| 808-257C | 99, 101, 103, 105, 109, 111, 113, 115 | 811-146C | 147 | 814-026C | 87, 89 | 817-134C | 119 |
| 808-258C | 99, 101, 103, 105, 109, 111, 113, 115 | 811-169C | 149, 151 | 814-031C | 21 | 817-191C | 119 |
| 808-259C | 99, 101, 103, 105, 109, 111, 113, 115, 117 | 811-170C | 141, 143, 149, 151 | 814-034C | 129 | 817-202C | 49 |
| 808-260C | 93 | 811-171C | 139, 141, 143, 145, 147, 149, 151 | 814-067C | 135 | 817-255C | 175 |
| 808-287C | 87, 89 | 811-183C | 139 | 814-157C | 131 | 817-296C | 131 |
| 808-413C | 87 | 811-193C | 143, 145, 147 | 814-158C | 133 | 817-297C | 133 |
| 808-449C | 101, 105, 111, 115 | 811-203C | 161 | 814-159C | 131 | 817-308C | 19 |
| 809-198C | 119 | 811-216C | 143, 145, 151 | 814-160C | 133 | 817-314C | 123, 125 |
| 810-058C | 191 | 811-281C | 177, 191 | 814-174C | 129 | 817-321C | 27 |
| 810-059C | 167 | 811-286C | 141, 143, 145, 147, 149, 151 | 814-540C | 87, 89 | 817-322C | 27 |
| 810-060C | 159 | 811-293C | 177, 191 | 814-551C | 21 | 817-323C | 33 |
| 810-118C | 177, 179, 191 | 811-312C | 141, 143, 145, 147, 149, 151 | 815-001C | 183 | 817-324C | 27 |
| 810-119C | 173 | 811-315C | 191 | 815-089C | 21 | 817-328C | 123, 125 |
| 810-149C | 157 | 811-356C | 141, 143 | 815-090C | 21 | 817-330C | 129 |
| 810-197C | 177 | 811-392C | 155 | 815-094C | 21 | 817-346C | 121 |
| 810-210C | 185 | 811-430C | 145, 151 | 816-007C | 121 | 817-347C | 123, 125 |
| 810-254C | 187 | 811-439C | 141, 145, 147, 155 | 816-012C | 87, 89 | 817-350C | 49 |
| 810-274C | 175, 177, 191 | 811-470C | 139 | 816-014C | 183 | 817-423C | 99, 101, 103, 105, 109, 111, 113, 115 |
| 810-293C | 145, 147 | 811-490C | 139 | 816-035C | 21, 87, 89 | 817-504C | 53 |
| 810-298C | 25, 139 | 811-531C | 145, 147 | 816-112C | 53 | 817-516C | 39 |
| 810-299C | 59, 141, 143, 145, 147, 149, 151 | 811-574C | 139 | 816-138C | 87, 89 | 817-806C | 53 |
| 810-300C | 141, 143, 145, 147, 149, 151 | 811-578C | 141, 143, 145, 147, 149, 151 | 816-173C | 119 | 818-003C | 171 |
| 810-301C | 141, 143, 145, 147, 149, 151 | 811-579C | 177, 191 | 816-239C | 69, 71, 75, 77, 79, 123, 125 | 818-019C | 171 |
| 810-303C | 145, 147, 163 | 811-580C | 177, 191 | 816-241C | 87, 89 | 818-045C | 171 |
| 810-310C | 153 | 811-582C | 145, 147 | 816-265C | 21 | 818-078C | 171 |
| 810-316C | 19, 155 | 811-585C | 141, 143, 145, 147, 149, 151 | 816-278C | 57 | 818-190C | 171 |
| 810-343C | 145, 147 | 811-627C | 141, 143, 145, 147, 149, 151 | 816-291C | 51, 57 | 818-229C | 171 |
| 810-344C | 145, 147 | 811-631C | 141, 143, 145, 147, 149, 151 | 816-292C | 33 | 818-230C | 171 |
| 810-371C | 149, 151 | 811-632C | 141, 147, 149 | 816-302C | 123, 125 | 818-257C | 171 |
| 810-408C | 47 | 811-636C | 145, 147 | 816-306C | 123, 125 | 818-258C | 171 |
| 810-410C | 141, 147, 149 | 811-675C | 145, 147, 155 | 816-358C | 127 | 818-295C | 171 |
| 810-428C | 141, 147, 149 | 811-677C | 141, 143, 149, 151 | 816239C | 73 | 818-296C | 171 |
| 810-429C | 147 | 811-695C | 155 | 817-004C | 69, 71, 73, 75, 77, 79 | 818-337C | 171 |
| 810-432C | 47, 141, 143, 145, 147, 149, 151 | 811-696C | 155 | 817-008C | 53 | 818-339C | 171 |
| 810-456C | 189 | 811-697C | 141, 143, 145, 147, 149, 151 | 817-009C | 53 | 818-349C | 171 |
| 810-523C | 143, 145, 151, 165 | 811-698C | 141, 143, 145, 147, 149, 151 | 817-010C | 53 | 818-370C | 171 |
| 810-524C | 145, 165 | 811-796C | 141, 143, 149, 151 | 817-022C | 137 | 818-371C | 171 |
| 810-554C | 143, 145, 151 | 811-826C | 169 | 817-023C | 137 | 818-392C | 49, 171 |
| 810-687C | 19, 155 | 811-827C | 169 | 817-025C | 93, 99, 101, 103, 105, 109, 111, 113, 115, 117 | 818-398C | 171 |
| 810-727C | 151 | 811-913C | 169 | 817-026C | 53 | 818-400C | 171 |
| 810-757C | 143, 145 | 811-914C | 169 | 817-042C | 39 | 818-401C | 171 |
| 811-021C | 177, 191 | 811-915C | 169 | 817-053C | 33 | 818-402C | 171 |
| 811-035C | 177, 191 | 811-916C | 169 | 817-062C | 135 | 818-412C | 171 |
| 811-044C | 191 | 811-917C | 169 | 817-063C | 135 | 818-414C | 171 |
| 811-061C | 141, 143, 147, 149, 151 | 811-918C | 169 | 817-068C | 69, 71, 73, 75, 77, 79 | 818-415C | 171 |
| | | 811-919C | 169 | 817-069C | 69, 71, 73, 75, 77, 79 | 818-598C | 171 |
| | | 812-194C | 123, 125 | 817-070C | 69, 71, 73, 75, 77, 79 | 818-664C | 171 |
| | | 812-236C | 125 | 817-071C | 69, 71, 73, 75, 77, 79 | 818-682C | 180 |
| | | | | 817-073C | 69, 71, 73, 75, 77, 79 | 818-708C | 171 |
| | | | | 817-074C | 69, 71, 73, 75, 77, 79 | 818-710C | 171 |
| | | | | 817-075C | 69, 71, 73, 75, 77, 79 | 818-751C | 87, 89, 171 |
| | | | | 817-084C | 123, 125, 129, 131, 133, 135, 137 | 818-752C | 21, 171 |
| | | | | 817-086C | 49 | 818-861C | 171 |
| | | | | | | 818-863C | 171 |
| | | | | | | 818-864C | 171 |
| | | | | | | 818-871C | 171 |
| | | | | | | 818-884C | 171 |
| | | | | | | 819-001C | 81 |
| | | | | | | 819-041C | 53 |
| | | | | | | 819-109C | 81 |
| | | | | | | 820-094C | 183 |
| | | | | | | 820-155C | 123, 125 |
| | | | | | | 822-008C | 81 |
| | | | | | | 822-020C | 21 |
| | | | | | | 822-021C | 21 |



Part Number Index (continued)

| Part Number | Page | Part Number | Page | Part Number | Page |
|-------------|--|-------------|------------------------|---------------|----------|
| 822-030C | 183 | 890-350C | 69, 71, 73, 75, 77, 79 | dwg17252 | 109 |
| 822-032C | 93, 99, 101, 103, 105, 109, 111, 113, 115, 117 | 890-351C | 145 | dwg17253 | 91 |
| 822-048C | 21 | 890-430C | 43 | dwg17255 | 39 |
| 822-053C | 21 | 890-466C | 123, 125 | dwg17311 | 49 |
| 822-080C | 183 | 890-610C | 11 | dwg17329 | 37 |
| 822-083C | 33 | 890-614C | 183 | dwg19311 | 31 |
| 822-095C | 135, 137 | 890-954C | 101, 105, 111, 115 | dwg19312 | 41 |
| 822-103C | 69, 71, 73, 75, 77, 79 | 891-057C | 109, 111, 113, 115 | dwg19314 | 27 |
| 822-117C | 87, 89 | 891-058C | 111, 115 | dwg19316 | 35 |
| 822-118C | 87, 89 | 891-137C | 87 | dwg19317 | 33 |
| 822-119C | 93, 99, 101, 103, 105, 109, 111, 113, 115, 117 | 990-109R | 25 | dwg19318 | 103 |
| 822-126C | 117 | BO-47 | 183 | dwg19319 | 113 |
| 822-170C | 129, 131, 133 | CP2-10 | 163 | dwg19320 | 55 |
| 823-059C | 85 | dwg | 21 | dwg19324 | 117 |
| 823-060C | 85 | dwg 15481 | 183 | dwg19325 | 127 |
| 823-076C | 85 | dwg 17232 | 17 | dwg20213 | 15 |
| 823-175C | 47 | dwg10249 | 95 | dwg21627 | 101 |
| 823-185C | 47 | dwg12024 | 189 | dwg21628 | 105 |
| 823-190C | 47 | dwg13324 | 9 | dwg21630 | 111, 115 |
| 825-002C | 15 | dwg14927 | 175 | dwg22963 | 143 |
| 833-595C | 83 | dwg15449 | 43 | dwg22964 | 145 |
| 833-596C | 83 | dwg15464 | 123 | dwg22972 | 47 |
| 833-679C | 45 | dwg15465 | 125 | dwg22973 | 149 |
| 833-685C | 45 | dwg15466 | 129 | dwg22974 | 151 |
| 833-694C | 45 | dwg15467 | 131 | dwg24414 | 65 |
| 833-696C | 45 | dwg15468 | 133 | dwg25317 | 67 |
| 833-697C | 45 | dwg15469 | 135 | dwg27009 | 85 |
| 838-102C | 171 | dwg15470 | 137 | dwg29533 | 165 |
| 838-160C | 171 | dwg15473 | 139 | dwg29959 | 159 |
| 838-161C | 171 | dwg15482 | 179 | dwg31231 | 63 |
| 838-169C | 171 | dwg15483 | 191 | dwg31842 | 169 |
| 838-197C | 171 | dwg15484 | 177 | dwg34220 | 83 |
| 838-229C | 171 | dwg15702 | 157, 167 | dwg36167 | 45 |
| 838-237C | 49, 171 | dwg15704 | 173 | PRPIL-10-K-25 | 163 |
| 838-265C | 171 | dwg15705 | 153, 185 | VA-080002 | 85 |
| 838-266C | 171 | dwg15713 | 187 | VA-253307 | 85 |
| 838-267C | 171 | dwg16292 | 163 | VA-JX-B76 | 85 |
| 838-467C | 53 | dwg16452 | 107 | VA-JX-B77 | 85 |
| 838-482C | 39, 171 | dwg16459 | 121 | VA-VMM253501 | 85 |
| 841-077C | 143, 145, 151 | dwg16465 | 97 | | |
| 841-161C | 143 | dwg16476 | 93 | | |
| 841-540C | 169 | dwg16578 | 51 | | |
| 841-541C | 169 | dwg16579 | 57 | | |
| 841-542C | 169 | dwg16593 | 53 | | |
| 841-543C | 169 | dwg16676 | 81 | | |
| 85002333 | 161 | dwg17027 | 161 | | |
| 85002946 | 145, 147 | dwg17111 | 155 | | |
| 85020040 | 163 | dwg17112 | 141 | | |
| 851-310C | 143, 145, 151 | dwg17113 | 147 | | |
| 858-679C | 171 | dwg17204 | 119 | | |
| 890-005C | 180 | dwg17231 | 11 | | |
| 890-018C | 180 | dwg17233 | 13 | | |
| 890-026C | 33 | dwg17234 | 19 | | |
| 890-183C | 11 | dwg17236 | 25 | | |
| 890-190C | 69, 71, 73, 75, 77, 79 | dwg17237 | 23 | | |
| 890-193C | 25 | dwg17238 | 29 | | |
| 890-221C | 39 | dwg17240 | 61 | | |
| 890-305C | 49 | dwg17241 | 59 | | |
| 890-308C | 41 | dwg17242 | 73 | | |
| 890-311C | 43 | dwg17243 | 75 | | |
| 890-312C | 43 | dwg17244 | 77 | | |
| 890-313C | 43 | dwg17245 | 79 | | |
| 890-321C | 85 | dwg17246 | 69 | | |
| 890-349C | 53 | dwg17247 | 71 | | |
| | | dwg17248 | 89 | | |
| | | dwg17249 | 87 | | |
| | | dwg17250 | 171 | | |
| | | dwg17251 | 99 | | |

This Page Intentionally Left Blank



Great Plains Mfg., Inc.
1525 E. North Street
Salina, Kansas 67401 USA

www.greatplainsmfg.com
