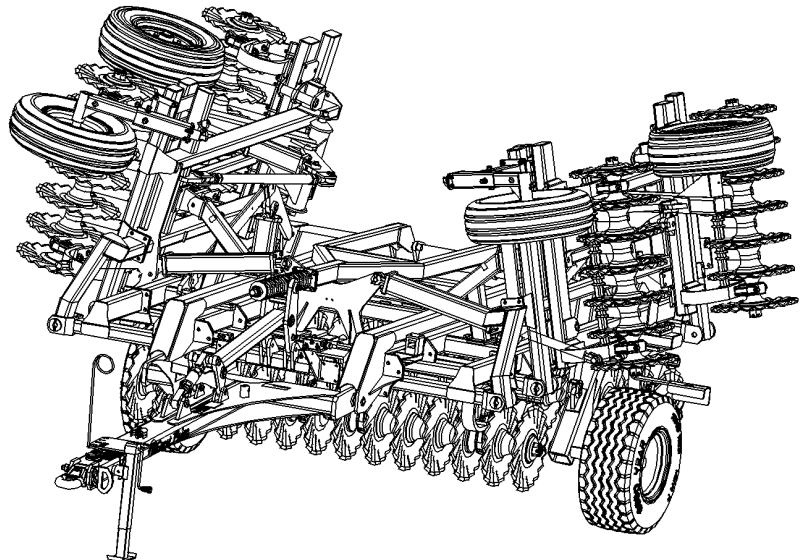

Parts Manual

Turbo Max
1200TM, 1500TM, 1800TM,
2400TM, 3000TM, 3500TM & 4000TM



Read the Operator's manual entirely. When you see this symbol, the subsequent instructions and warnings are serious - follow without exception. Your life and the lives of others depend on it!



42400

Cover illustration may show optional equipment not supplied with standard unit.



Table of Contents

| | | | |
|--|-----------|---|------------|
| Section 1: Introduction..... | 4 | Hydraulic Fold System 3000TM..... | 80 |
| Using This Manual..... | 4 | Hydraulic Fold System 3500TM..... | 82 |
| Manual Replacement Information..... | 4 | Hydraulic Fold System 4000TM..... | 84 |
| Manual Revisions..... | 4 | Hydraulic Gang Angle System 1200-1500TM..... | 86 |
| Touch-up Paint..... | 4 | Hydraulic Gang Angle System 1800TM..... | 88 |
| Hardware Legend..... | 5 | Hydraulic Gang Angle System 2400TM..... | 90 |
| Replacement Hardware..... | 5 | Hydraulic Gang Angle System 3000TM..... | 92 |
| Serial Numbers..... | 5 | Hydraulic Gang Angle System 3500TM..... | 94 |
| Part Number Service Coding..... | 5 | Hydraulic Gang Angle System 4000TM..... | 96 |
| Section 2: Frames..... | 6 | Hydraulic Cylinder (810-490C 4X24X2 ROD)..... | 98 |
| Center Frame Assembly 1200-1500..... | 6 | Hydraulic Cylinder (810-501C 4X10X1.38 ROD)..... | 100 |
| Center Frame Assembly 1800-3000 (S/N C1020H-)..... | 8 | Hydraulic Cylinder (810-502C 3.75X10X1.38 ROD)..... | 102 |
| Center Frame Assembly 1800-3000 (S/N C1021H+)..... | 10 | Hydraulic Cylinder (810-517C 4.25X10X1.50 ROD)..... | 104 |
| Center Frame Assembly 3500-4000..... | 14 | Hydraulic Cylinder (810-588C 3.50X10X1.25 ROD)..... | 106 |
| Center Gang Bar Assembly 1200-1500..... | 16 | Hydraulic Cylinder (810-638C 4X30X2 ROD)..... | 108 |
| Center Gang Bar Assembly 1800..... | 18 | Hydraulic Cylinder (810-739C 3.75X2.5X1.38 ROD)..... | 110 |
| Center Gang Bar Assembly 2400-3000..... | 20 | Hydraulic Cylinder (810-740C 3.50X2.5X1.25 ROD)..... | 112 |
| Center Gang Bar Assembly 3500-4000..... | 22 | Hydraulic Cylinder (810-741C 3.25X2.5X1.25 ROD)..... | 114 |
| Center Truss & Level Bar Assembly 1200-1500..... | 24 | Hydraulic Cylinder (810-773C 4.50X36X2 ROD)..... | 116 |
| Center Truss, Level Bar & Fold Assembly 1800-3000 (S/N C1020H-)..... | 26 | Hydraulic Cylinder (810-844C 4.50X40X2 ROD)..... | 118 |
| Center Truss, Level Bar & Fold Assembly 1800-3000 (S/N C1021H+)..... | 28 | Hydraulic Cylinder (810-845C 3.50X2.5X1.25 ROD)..... | 120 |
| Center Truss, Level Bar & Fold Assembly 3500-4000..... | 30 | Hydraulic Cylinder (810-846C 3.750X2.5X1.38 ROD)..... | 122 |
| Hitch Assembly 2400-3000 (S/N C1020H-)..... | 32 | Hydraulic Cylinder (810-847C 4.00X2.5X1.38 ROD)..... | 124 |
| Hitch Assembly 1200-4000 (S/N C1021H+)..... | 34 | Section 5: Gangs..... | 126 |
| Wing & Lift Assembly 1800-3000, 4000(Outside Wing)..... | 38 | Turbo Gang Assembly (S/N C1020H-)..... | 126 |
| Wing & Lift Assembly 3500-4000..... | 40 | Turbo Gang Assembly (S/N C1021H+)..... | 128 |
| Wing Gang Bar & Fold Assembly 1800-2400..... | 42 | Section 6: Decals..... | 131 |
| Wing Gang Bar & Fold Assembly 3000..... | 44 | Decals 1200-1500..... | 132 |
| Wing Gang Bar & Fold Assembly 3500-4000..... | 46 | Decals 1800-3000..... | 134 |
| Lights 1200-2400 (3000 S/N C2033H-)..... | 48 | Decals 3500-4000..... | 136 |
| Lights (3000 S/N C2034+) 3500-4000..... | 50 | Section 7: Optional..... | 138 |
| Wing Fold Assist 3500..... | 52 | Weight Package, Optional..... | 138 |
| Section 3: Transport..... | 54 | Section 8: Attachments..... | 140 |
| Center Transport Assembly 1200-1500..... | 54 | Rolling Harrow Assembly..... | 140 |
| Center Transport Assembly 1800..... | 56 | Heavy Reel Following Rolling Harrow Assembly..... | 142 |
| Center Transport Assembly 2400 & (3000 S/N C1020H-)..... | 58 | Drag Mount Assembly..... | 144 |
| Center Transport Assembly (S/N C1021H+) 3000..... | 60 | EZ Hitch with Slide Flex Tongue..... | 146 |
| Center Walking Beam, 3500-4000..... | 62 | EZ Hitch with Slide Rigid Ball..... | 148 |
| Wing Transport Assembly 1800-4000..... | 64 | Rear Hitch Accessories..... | 150 |
| Gauge Wheel Assembly..... | 66 | Rear Jack Stand..... | 152 |
| 815-221C Hub & Spindle Assembly..... | 68 | Part Number Index..... | 154 |
| Section 4: Hydraulics..... | 70 | | |
| Hydraulic Depth Control Assembly..... | 70 | | |
| Hydraulic Lift System 1200-1500TM..... | 72 | | |
| Hydraulic Lift System 1800-3500TM..... | 74 | | |
| Hydraulic Lift System 4000TM..... | 76 | | |
| Hydraulic Fold System 1800-2400TM..... | 78 | | |

© Copyright 2013 All rights reserved Printed 01/16/13

Great Plains Manufacturing, Inc. provides this publication "as is" without warranty of any kind, either expressed or implied. While every precaution has been taken in the preparation of this manual, Great Plains Manufacturing, Inc. assumes no responsibility for errors or omissions. Neither is any liability assumed for damages resulting from the use of the information contained herein. Great Plains Manufacturing, Inc. reserves the right to revise and improve its products as it sees fit. This publication describes the state of this product at the time of its publication, and may not reflect the product in the future.

Great Plains Manufacturing, Incorporated Trademarks

The following are trademarks of Great Plains Mfg., Inc.: Application Systems, Ausherman, Land Pride, Great Plains

All other brands and product names are trademarks or registered trademarks of their respective holders.

Printed in the United States of America.



Alphabetized Table of Contents

Selected Models

8

815-221C Hub & Spindle Assembly.....68

C

Center Frame Assembly 1200-1500.....6
 Center Frame Assembly 1800-3000 (S/N C1020H-).....8
 Center Frame Assembly 1800-3000 (S/N C1021H+).....10
 Center Frame Assembly 3500-4000.....14
 Center Gang Bar Assembly 1200-1500.....16
 Center Gang Bar Assembly 1800.....18
 Center Gang Bar Assembly 2400-3000.....20
 Center Gang Bar Assembly 3500-4000.....22
 Center Transport Assembly (S/N C1021H+) 3000.....60
 Center Transport Assembly 1200-1500.....54
 Center Transport Assembly 1800.....56
 Center Transport Assembly 2400 & (3000 S/N C1020H-).....58
 Center Truss & Level Bar Assembly 1200-1500.....24
 Center Truss, Level Bar & Fold Assembly 1800-3000 (S/N C1020H-).....26
 Center Truss, Level Bar & Fold Assembly 1800-3000 (S/N C1021H+).....28
 Center Truss, Level Bar & Fold Assembly 3500-4000...30
 Center Walking Beam, 3500-4000.....62

D

Decals 1200-1500.....132
 Decals 1800-3000.....134
 Decals 3500-4000.....136
 Drag Mount Assembly.....144

E

EZ Hitch with Slide Flex Tongue.....146
 EZ Hitch with Slide Rigid Ball.....148

G

Gauge Wheel Assembly.....66

H

Heavy Reel Following Rolling Harrow Assembly.....142
 Hitch Assembly 1200-4000 (S/N C1021H+).....34
 Hitch Assembly 2400-3000 (S/N C1020H-).....32
 Hydraulic Cylinder (810-490C 4X24X2 ROD).....98
 Hydraulic Cylinder (810-501C 4X10X1.38 ROD).....100
 Hydraulic Cylinder (810-502C 3.75X10X1.38 ROD)...102
 Hydraulic Cylinder (810-517C 4.25X10X1.50 ROD)...104
 Hydraulic Cylinder (810-588C 3.50X10X1.25 ROD)...106
 Hydraulic Cylinder (810-638C 4X30X2 ROD).....108
 Hydraulic Cylinder (810-739C 3.75X2.5X1.38 ROD)..110
 Hydraulic Cylinder (810-740C 3.50X2.5X1.25 ROD)..112
 Hydraulic Cylinder (810-741C 3.25X2.5X1.25 ROD)..114
 Hydraulic Cylinder (810-773C 4.50X36X2 ROD).....116
 Hydraulic Cylinder (810-844C 4.50X40X2 ROD).....118
 Hydraulic Cylinder (810-845C 3.50X2.5X1.25 ROD)..120
 Hydraulic Cylinder (810-846C 3.750X2.5X1.38 ROD).122

Hydraulic Cylinder (810-847C 4.00X2.5X1.38 ROD)..124
 Hydraulic Depth Control Assembly.....70
 Hydraulic Fold System 1800-2400TM.....78
 Hydraulic Fold System 3000TM.....80
 Hydraulic Fold System 3500TM.....82
 Hydraulic Fold System 4000TM.....84
 Hydraulic Gang Angle System 1200-1500TM.....86
 Hydraulic Gang Angle System 1800TM.....88
 Hydraulic Gang Angle System 2400TM.....90
 Hydraulic Gang Angle System 3000TM.....92
 Hydraulic Gang Angle System 3500TM.....94
 Hydraulic Gang Angle System 4000TM.....96
 Hydraulic Lift System 1200-1500TM.....72
 Hydraulic Lift System 1800-3500TM.....74
 Hydraulic Lift System 4000TM.....76

L

Lights (3000 S/N C2034+) 3500-4000.....50
 Lights 1200-2400 (3000 S/N C2033H-).....48

R

Rear Hitch Accessories.....150
 Rear Jack Stand.....152
 Rolling Harrow Assembly.....140

T

Turbo Gang Assembly (S/N C1020H-).....126
 Turbo Gang Assembly (S/N C1021H+).....128

W

Weight Package, Optional.....138
 Wing & Lift Assembly 1800-3000, 4000(Outside Wing).....38
 Wing & Lift Assembly 3500-4000.....40
 Wing Fold Assist 3500.....52
 Wing Gang Bar & Fold Assembly 1800-2400.....42
 Wing Gang Bar & Fold Assembly 3500-4000.....46
 Wing Gang Bar & Fold Assembly3000.....44
 Wing Transport Assembly 1800-4000.....64



General Information

Using This Manual

This manual is divided into sections. The first section contains General Information, a Table of Contents, an Alphabetical Page Index, and a Part Number Index. The remaining sections divide the machine into segments (i.e. Frames, Drives, Hydraulics, etc.) which illustrate and list all parts.

The Great Plains parts in this manual are specially designed for this machine and should be replaced with Great Plains parts only.

The information in this manual is current at printing. Some parts may change to assure top performance.

Right-hand and left-hand as used in this manual are determined by facing the direction the machine will travel while in use.

Below is an example of two facing pages from a parts manual. Familiarize yourself with the contents of these pages.

Manual Replacement Information

Replacement manuals are available. Refer to your dealer or the Great Plains Publications Catalog for additional information.

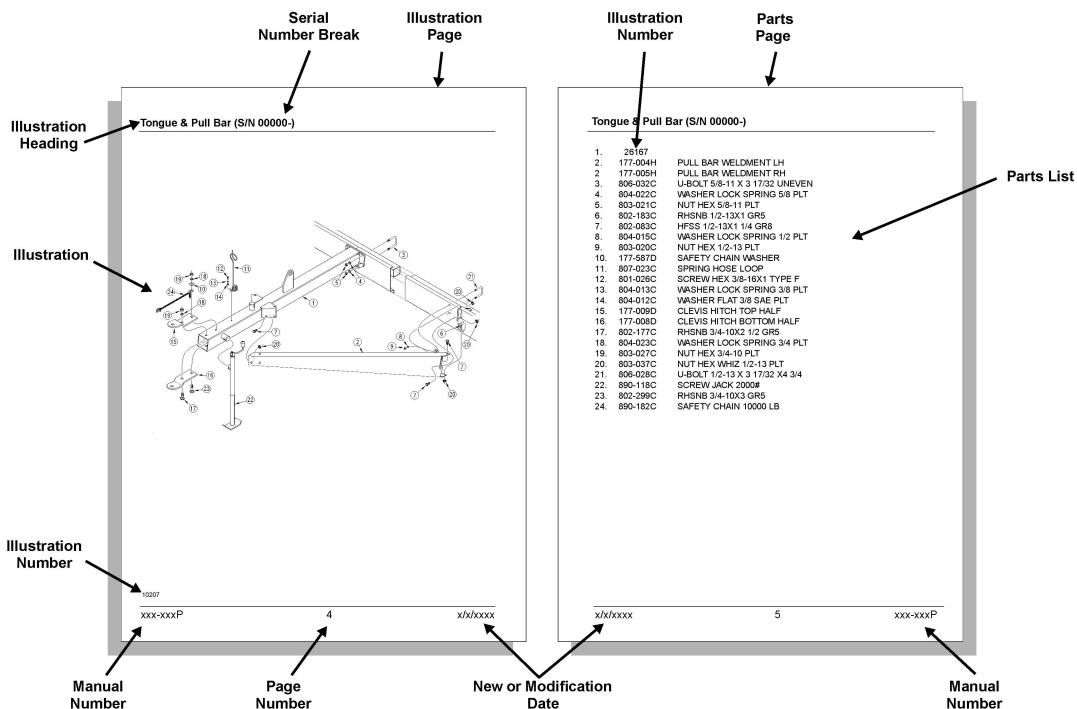
Manual Revisions

When this manual is revised, the modification date is printed on the front cover and on the revised page(s).

Touch-up Paint

Repaint parts where paint is worn or scratched to prevent rust. Aerosol touch-up paint is available. To order use Great Plains parts numbers below:

| | |
|-----------------------|----------|
| GP Green | 821-001C |
| GP Black | 821-002C |
| GP Beige | 821-003C |
| GP Buckskin | 821-004C |



Hardware Legend

| | |
|----------------|--|
| AR | As Required |
| BLADE | Blade Bolt |
| C | Cap Screw |
| CP | Cotter Pin |
| CPHSSS | Cup Point Hex Socket Set Screw |
| CPSHSS | Cup Point Square Head Set Screw |
| CPSQHSS | Cup Point Square Head Set Screw |
| CRFCHMS | Cross Recess Flat Countersunk Head Mach. Screw |
| CRPHMS | Cross Recess Pan Head Machine Screw |
| CRPHTFS | Cross Recess Pan Head Thread Forming |
| CRRHMS | Cross Recess Round Head Machine Screw |
| CRTHMS | Cross Recess Truss Head Machine Screw |
| CSNB | Countersunk Square Neck Bolt |
| FHMS | Flat Head Machine Screw |
| FTC | Full Thread Cap Screw |
| H | Hex Nut |
| HCLN | Hex Center Lock Nut |
| HFLCS | Hex Flange Lock Cap Screw |
| HFS | Hex Flange Screw |
| HFSLN | Hex Flange Serrated Lock Nut |
| HFSS | Hex Flange Serrated Screw |
| HHCS | Hex Head Cap Screw or Metric Bolt |
| HSBHCS | Hex Socket Button Head Cap Screw |
| HSFCHCS | Hex Socket Flat Countersunk Head Cap Screw |
| HSHCS | Hex Socket Head Cap Screw |
| HSSS | Hex Socket Head Screw |
| HTLN | Hex Top Lock Nut |
| HWHCS | Hex Washer Head Cap Screw |

| | |
|-----------------------|---|
| HWHMS | Hex Washer Head Machine Screw |
| HXBHCS | Hex Socket Button Head Cap Screw |
| J | Hex Jam Nut |
| JIC | 37 Degree Tapered Thread |
| L | Helical Spring Lock Washer |
| LUG | Lug Bolt |
| NFC | National Fine Cap Screw |
| NPSM | National Pipe Straight Mechanical |
| NPTF | National Pipe Taper Fuel |
| P | Wide Plain Washer |
| PHMS | Pan Head Machine Screw |
| PLOW | Plow Bolt |
| RHMS | Round Head Machine Screw |
| RHSNB | Round Head Square Neck Bolt |
| SCREW LEVELING | Leveling Screw |
| SCREW THUMB | Thumb Screw |
| SCREW WELD | Weld Screw |
| SFCHMS | Slotted Flat Countersunk Head Machine Screw |
| SFHMS | Slotted Fillister Head Machine Screw |
| SP | Special |
| SP SCREW | Special Screw |
| SQHSS | Square Head Set Screw |
| SRHMS | Slotted Round Head Machine Screw |
| SSS | Socket Set Screw |
| STCS | Self Tapping Cap Screw |
| STHMS | Slotted Truss Head Machine Screw |
| WHEEL | Wheel Studs and Hub Long Bolts |
| WING | Wing Bolt |

Replacement Hardware

The **Hardware Legend** above lists hardware abbreviations used in the parts lists. All bolts and nuts are grade 5 unless otherwise noted. The use of improper grades of hardware can result in personal injury, damage to equipment, or loss of property.

Serial Numbers

Always use the serial and model number when ordering parts. Refer to the operator's manual for serial number plate location.

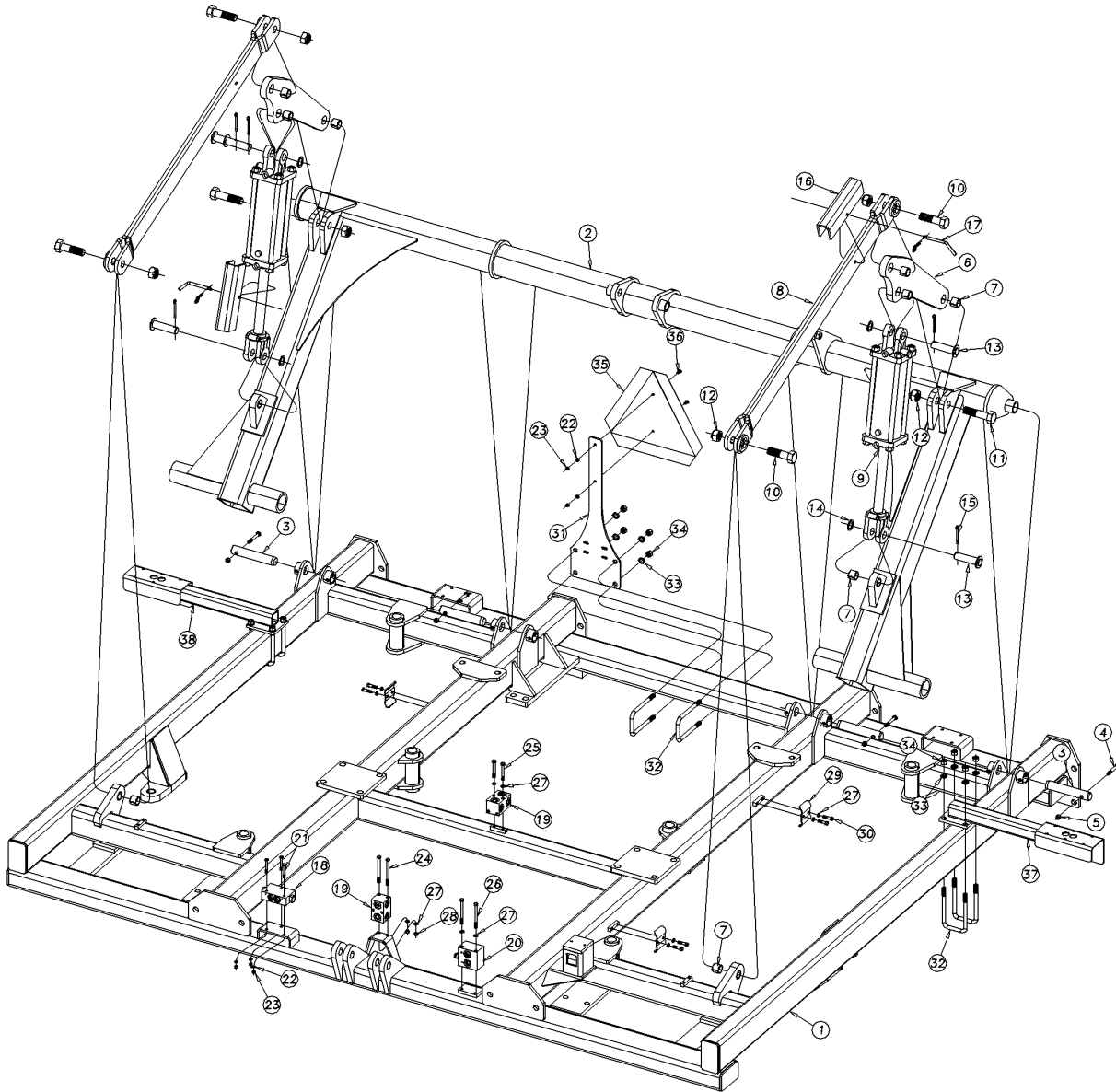
(S/N 20001+ or S/N 20001 and above) Includes serial numbers 20001 and above (to the latest number)

(S/N 10001+→20000) Includes serial numbers between 10000 and 20001

(S/N 10000- or S/N 10000 and below) Includes serial numbers 10000 and below (to the earliest number)

Center Frame Assembly 1200-1500

(Applies to 1200TM, 1500TM only)



42794

Center Frame Assembly 1200-1500

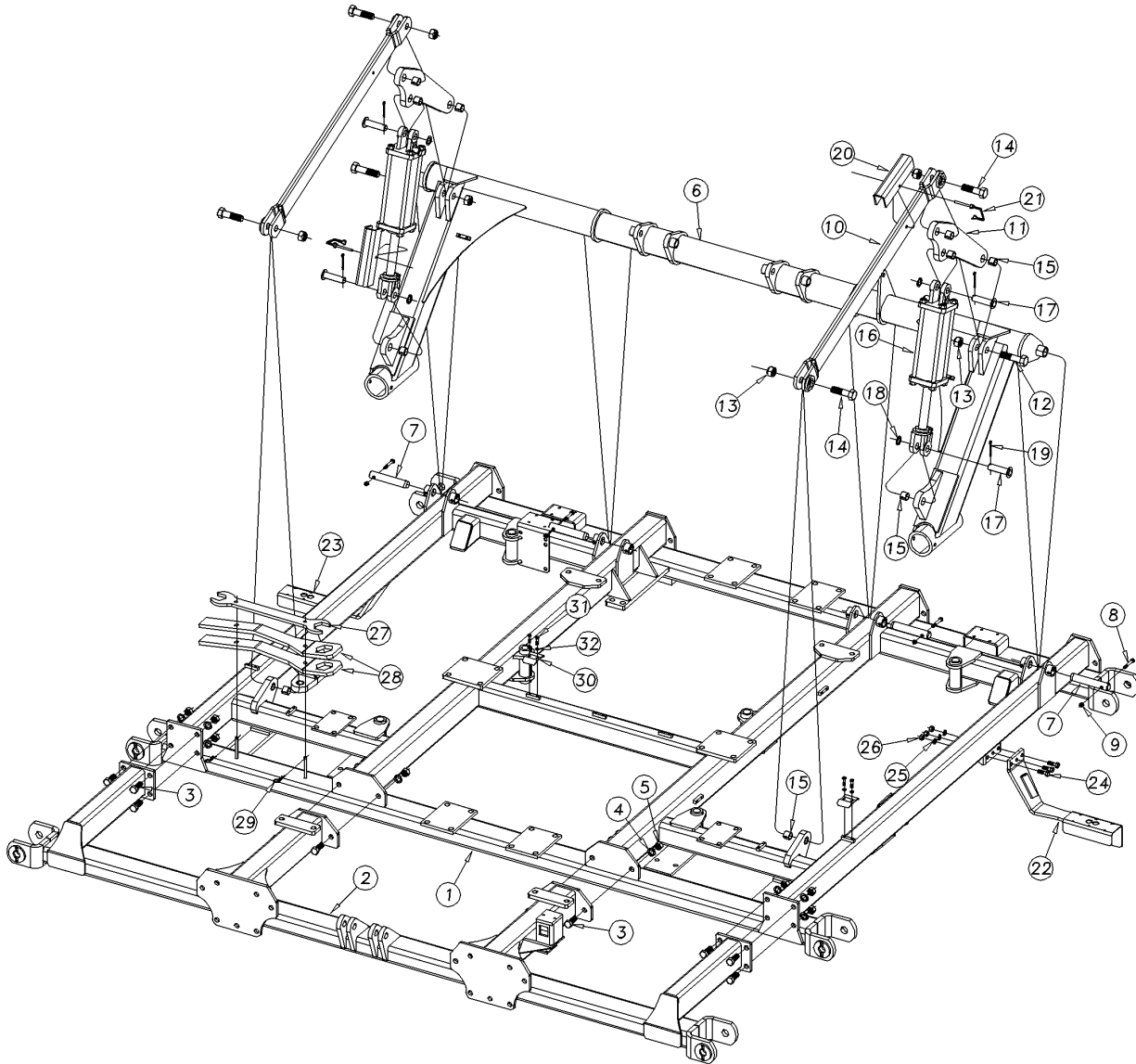
(Applies to 1200TM, 1500TM only)

| Ref | Part No. | Part Description | Comments | Revision |
|-----|----------|--------------------------------|--|----------|
| | dwg42794 | Image No. | | |
| 1. | 586-388H | CENTER FRAME | | |
| 2. | 586-402H | CENTER TORQUE TUBE | | |
| 3. | 805-349C | PIN HINGE 1 1/4X7 HRDN PLT | | |
| 4. | 802-623C | HHCS 3/8-16X2 1/4 GR8 SP THD | | |
| 5. | 803-123C | NUT HEX TOP LOCK 3/8-16 PLT | | |
| 6. | 586-541D | CYL MOUNT PLATE | | |
| 7. | 890-005C | BUSHING CYL 1 1/4 X 1 X 1 | | |
| 8. | 586-259H | LIFT STRAP | | |
| 9. | 810-502C | CYL REP 3.75X10X1.38 ROD | Refer to "Hydraulic Cylinder" for breakdown. | |
| 10. | 802-169C | HHCS 1-8X3 1/2 GR5 | | |
| 11. | 802-073C | HHCS 1-8X4 GR5 | | |
| 12. | 803-316C | NUT HEX LOCK 1-8 PLT | | |
| 13. | 805-396C | PIN CLEVIS 1 X 3 1/8 USABLE | | |
| 14. | 804-192C | WASHER MACH 1.5X1.00X.075 | | |
| 15. | 805-058C | PIN COTTER 3/16 X 2 | | |
| 16. | 586-149D | 4.25X10 CYL TRANSPORT LOCK | | |
| 17. | 805-001C | PIN 3/8 X 3 USABLE LW/PIN | | |
| 18. | 810-599C | LOCK VALVE | | |
| 19. | 560-536D | DOUBLE HYD TEE BLOCK | | |
| 20. | 810-116C | COUNTERBALANCE VALVE MAN. T.T. | | |
| 21. | 802-152C | HHCS 1/4-20X2 GR5 | | |
| 22. | 804-006C | WASHER LOCK SPRING 1/4 PLT | | |
| 23. | 803-006C | NUT-HEX 1/4-20 PLT | | |
| 24. | 802-279C | HHCS 5/16-18X4 GR5 | | |
| 25. | 802-172C | HHCS 5/16-18X2 1/2 GR5 | | |
| 26. | 802-333C | HHCS 5/16-18X3 1/2 GR5 | | |
| 27. | 804-009C | WASHER LOCK SPRING 5/16 PLT | | |
| 28. | 803-008C | NUT HEX 5/16-18 PLT | | |
| 29. | 502-068D | HYD HOSE CLAMP BRACKET | | |
| 30. | 802-705C | HHCS 5/16-18X5/8 | Single set of Hoses | |
| 30. | 802-010C | HHCS 5/16-18X1 1/4 GR5 | Double set of Hoses | |
| 30. | 802-115C | HHCS 5/16-18X2 GR5 | Triple set of Hoses | |
| 31. | 586-600D | SMV MOUNT | | |
| 32. | 806-122C | U-BOLT 1/2-13 X 3 1/32 X 6 | | |
| 33. | 804-015C | WASHER LOCK SPRING 1/2 PLT | | |
| 34. | 803-020C | NUT HEX 1/2-13 PLT | | |
| 35. | 818-055C | DECAL SLOW MOVING-GALV. BACKED | | |
| 36. | 801-005C | SCREW PAN HD 1/4-20 X 3/4 | | |
| 37. | 586-421H | LIGHT BRACKET LH | | |
| 38. | 586-422H | LIGHT BRACKET RH | | |

[Table of Contents](#) [Part Number Index](#)

Center Frame Assembly 1800-3000 (S/N C1020H-)

(Applies to 1800TM, 2400TM, 3000TM only)



42222

Center Frame Assembly 1800-3000 (S/N C1020H-)

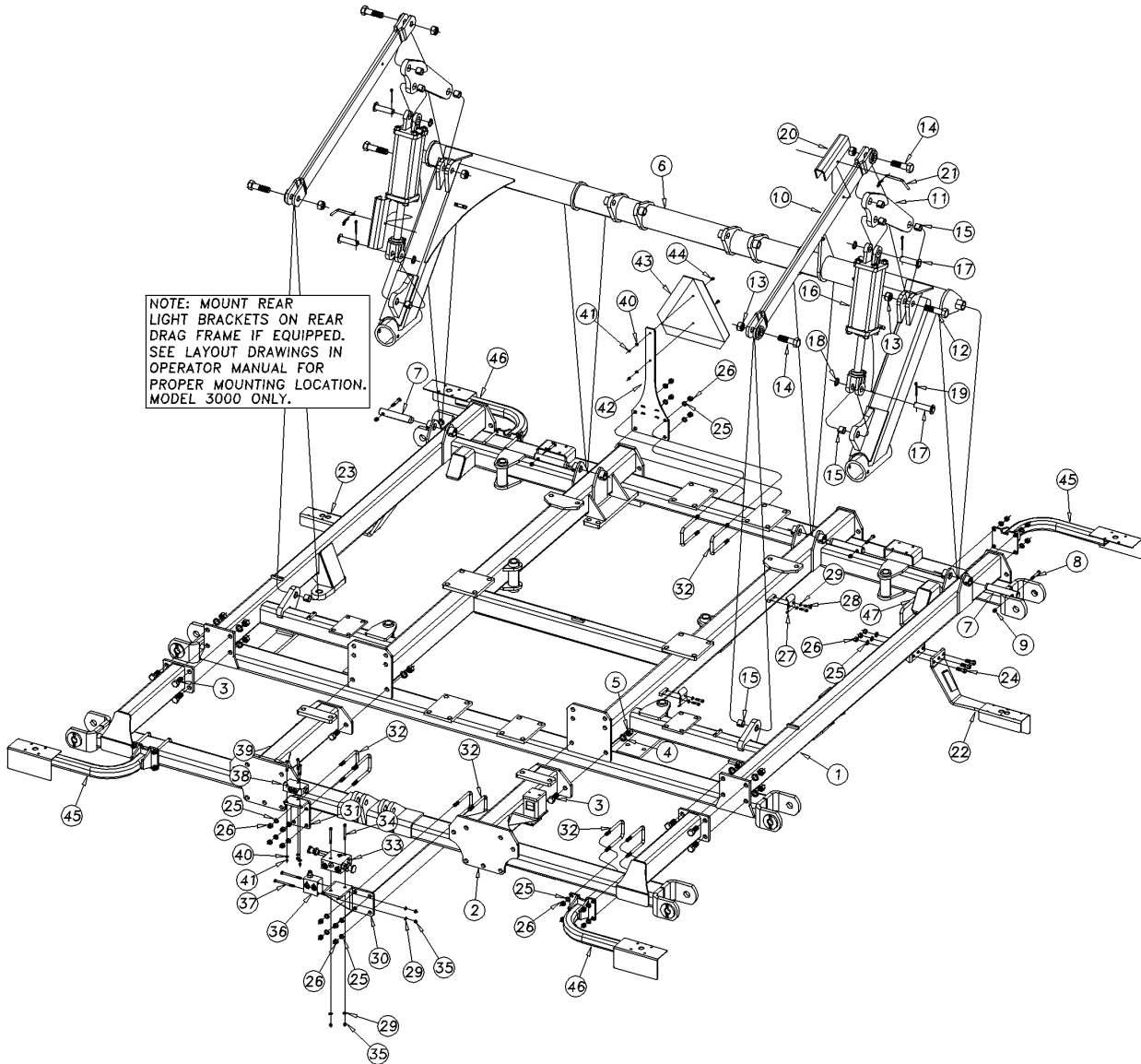
(Applies to 1800TM, 2400TM, 3000TM only)

| Ref | Part No. | Part Description | Comments | Revision |
|------------|-----------------|--------------------------------|--|-----------------|
| | dwg42222 | Image No. | | |
| 1. | 586-251H | TM CENTERFRAME | | |
| 2. | 586-285H | CENTER BRACE BAR | | |
| 3. | 802-064C | HHCS 3/4-10X2 GR5 | | |
| 4. | 804-023C | WASHER LOCK SPRING 3/4 PLT | | |
| 5. | 803-027C | NUT HEX 3/4-10 PLT | | |
| 6. | 586-311H | TORQUE TUBE 24-3000TM | | |
| 7. | 805-349C | PIN HINGE 1 1/4X7 HRDN PLT | | |
| 8. | 802-623C | HHCS 3/8-16X2 1/4 GR8 SP THD | | |
| 9. | 803-123C | NUT HEX TOP LOCK 3/8-16 PLT | | |
| 10. | 586-259H | LIFT STRAP | | |
| 11. | 586-541D | CYL MOUNT PLATE | | |
| 12. | 802-073C | HHCS 1-8X4 GR5 | | |
| 13. | 803-168C | NUT HEX TOP LOCK 1-8 PLT | | |
| 14. | 802-169C | HHCS 1-8X3 1/2 GR5 | | |
| 15. | 890-005C | BUSHING CYL 1 1/4 X 1 X 1 | | |
| 16. | 810-501C | CYL REP 4X10X1.38 ROD (TIE) | Refer to "Hydraulic Cylinder" for breakdown. | |
| 17. | 805-396C | PIN CLEVIS 1 X 3 1/8 USABLE | | |
| 18. | 804-192C | WASHER MACH 1.5X1.00X.075 | | |
| 19. | 805-058C | PIN COTTER 3/16 X 2 | | |
| 20. | 586-149D | 4.25X10 CYL TRANSPORT LOCK | | |
| 21. | 805-155C | PIN WIRE RETAIN 5/16 X 2 1/2 | | |
| 22. | 586-291H | TM LIGHT BRKT LH | | |
| 23. | 586-292H | TM LIGHT BRKT RH | | |
| 24. | 802-091C | HHCS 1/2-13X1 1/2 GR5 | | |
| 25. | 804-015C | WASHER LOCK SPRING 1/2 PLT | | |
| 26. | 803-020C | NUT HEX 1/2-13 PLT | | |
| 27. | 586-158D | TRNBCKLE WRENCH 2 5/16-1 15/16 | | |
| 28. | 556-296D | GANG WRENCH 1 3/4 | | |
| 29. | 805-143C | PIN HAIR COTTER .120 PLT | | |
| 30. | 502-068D | HYD HOSE CLAMP BRACKET | | |
| 31. | 802-705C | HHCS 5/16-18X5/8 | Single set of Hoses | |
| 31. | 802-010C | HHCS 5/16-18X1 1/4 GR5 | Double set of Hoses | |
| 31. | 802-115C | HHCS 5/16-18X2 GR5 | Triple set of Hoses | |
| 32. | 804-009C | WASHER LOCK SPRING 5/16 PLT | | |

Table of Contents Part Number Index

Center Frame Assembly 1800-3000 (S/N C1021H+)

(Applies to 1800TM, 2400TM, 3000TM only)



42342

Center Frame Assembly 1800-3000 (S/N C1021H+)

(Applies to 1800TM, 2400TM, 3000TM only)

| Ref | Part No. | Part Description | Comments | Revision |
|------------|-----------------|--------------------------------|--|-----------------|
| | dwg42342 | Image No. | | |
| 1. | 586-367H | CENTER FRAME 1800TM | Models 1800 | |
| 1. | 586-251H | TM CENTERFRAME | Models 2400-3000 | |
| 2. | 586-379H | CENTER BRACE BAR | Models 1800 | |
| 2. | 586-285H | CENTER BRACE BAR | Models 2400-3000 | |
| 3. | 802-064C | HHCS 3/4-10X2 GR5 | | |
| 4. | 804-023C | WASHER LOCK SPRING 3/4 PLT | | |
| 5. | 803-027C | NUT HEX 3/4-10 PLT | | |
| 6. | 586-377H | 1800 TORQUE TUBE | Models 1800 | |
| 6. | 586-311H | TORQUE TUBE 24-3000TM | Models 2400-3000 | |
| 7. | 805-349C | PIN HINGE 1 1/4X7 HRDN PLT | | |
| 8. | 802-623C | HHCS 3/8-16X2 1/4 GR8 SP THD | | |
| 9. | 803-123C | NUT HEX TOP LOCK 3/8-16 PLT | | |
| 10. | 586-259H | LIFT STRAP | | |
| 11. | 586-541D | CYL MOUNT PLATE | | |
| 12. | 802-073C | HHCS 1-8X4 GR5 | | |
| 13. | 803-316C | NUT HEX LOCK 1-8 PLT | | |
| 14. | 802-169C | HHCS 1-8X3 1/2 GR5 | | |
| 15. | 890-005C | BUSHING CYL 1 1/4 X 1 X 1 | | |
| 16. | 810-502C | CYL REP 3.75X10X1.38 ROD (TIE) | Models 1800. Refer to "Hydraulic Cylinder" for breakdown. | |
| 16. | 810-501C | CYL REP 4X10X1.38 ROD (TIE) | Models 2400-3000. Refer to "Hydraulic Cylinder" for breakdown. | |
| 17. | 805-396C | PIN CLEVIS 1 X 3 1/8 USABLE | | |
| 18. | 804-192C | WASHER MACH 1.5X1.00X.075 | | |
| 19. | 805-058C | PIN COTTER 3/16 X 2 | | |
| 20. | 586-149D | 4.25X10 CYL TRANSPORT LOCK | | |
| 21. | 805-001C | PIN 3/8 X 3 USABLE LW/PIN | | |
| 22. | 586-538H | 30TM LIGHT BRKT LH | Model 3000 (S/N C1910H+) | |
| 22. | 586-291H | TM LIGHT BRKT LH | Models 1800-2400 (Model 3000 S/N C1909H-) | |
| 23. | 586-539H | 30TM LIGHT BRKT RH | Model 3000 (S/N C1910H+) | |
| 23. | 586-292H | TM LIGHT BRKT RH | Models 1800-2400 (Model 3000 S/N C1909H-) | |
| 24. | 802-091C | HHCS 1/2-13X1 1/2 GR5 | | |
| 25. | 804-015C | WASHER LOCK SPRING 1/2 PLT | | |
| 26. | 803-020C | NUT HEX 1/2-13 PLT | | |
| 27. | 502-068D | HYD HOSE CLAMP BRACKET | | |
| 28. | 802-705C | HHCS 5/16-18X5/8 | Single set of Hoses | |
| 28. | 802-010C | HHCS 5/16-18X1 1/4 GR5 | Double set of Hoses | |
| 28. | 802-115C | HHCS 5/16-18X2 GR5 | Triple set of Hoses | |
| 29. | 804-009C | WASHER LOCK SPRING 5/16 PLT | | |
| 30. | 586-630D | VALVE BRACKET | | |
| 31. | 586-631D | VALVE BRACKET | | |
| 32. | 806-122C | U-BOLT 1/2-13 X 3 1/32 X 6 | | |
| 33. | 810-512C | HYD BYPASS /W WT. TRANS REDUCT | | |
| 34. | 802-131C | HHCS 5/16-18X3 GR5 | | |
| 35. | 803-008C | NUT HEX 5/16-18 PLT | | |
| 36. | 810-116C | COUNTERBALANCE VALVE MAN. T.T. | | |
| 37. | 802-279C | HHCS 5/16-18X4 GR5 | | |
| 38. | 810-599C | LOCK VALVE | | |
| 39. | 802-152C | HHCS 1/4-20X2 GR5 | | |
| 40. | 804-006C | WASHER LOCK SPRING 1/4 PLT | | |
| 41. | 803-006C | NUT-HEX 1/4-20 PLT | | |
| 42. | 586-600D | SMV MOUNT | | |
| 43. | 818-055C | DECAL SLOW MOVING-GALV. BACKED | | |
| 44. | 801-005C | SCREW PAN HD 1/4-20 X 3/4 | | |
| 45. | 589-465H | EXT TM LIGHT BRKT RF/LR | | |

Center Frame Assembly 1800-3000 (S/N C1021H+) (continued)

(Applies to 1800TM, 2400TM, 3000TM only)

| Ref | Part No. | Part Description | Comments | Revision |
|------------|-----------------|----------------------------|------------------------------------|-----------------|
| 46. | 589-466H | EXT TM LIGHT BRKT LF/RR | | |
| 47. | 806-122C | U-BOLT 1/2-13 X 3 1/32 X 6 | | |
| 47. | 806-066C | U-BOLT 1/2-13 X 3 1/32 X 4 | Used on Rear Drag Frame (Optional) | |

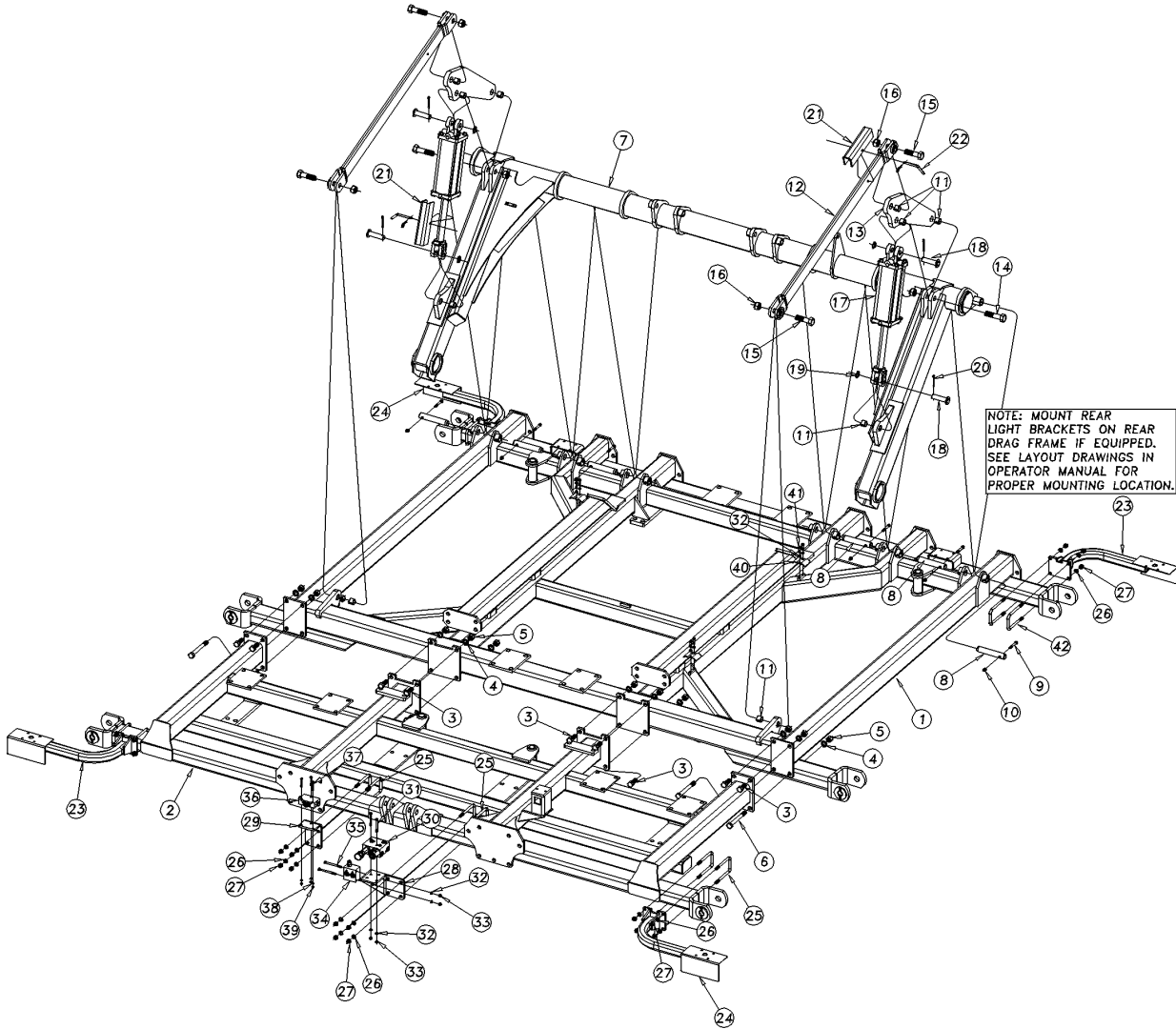
Center Frame Assembly 1800-3000 (S/N C1021H+) (continued)

(Applies to 1800TM, 2400TM, 3000TM only)

This Page Intentionally Left Blank

Center Frame Assembly 3500-4000

(Applies to 3500TM, 4000TM only)



42835

Center Frame Assembly 3500-4000

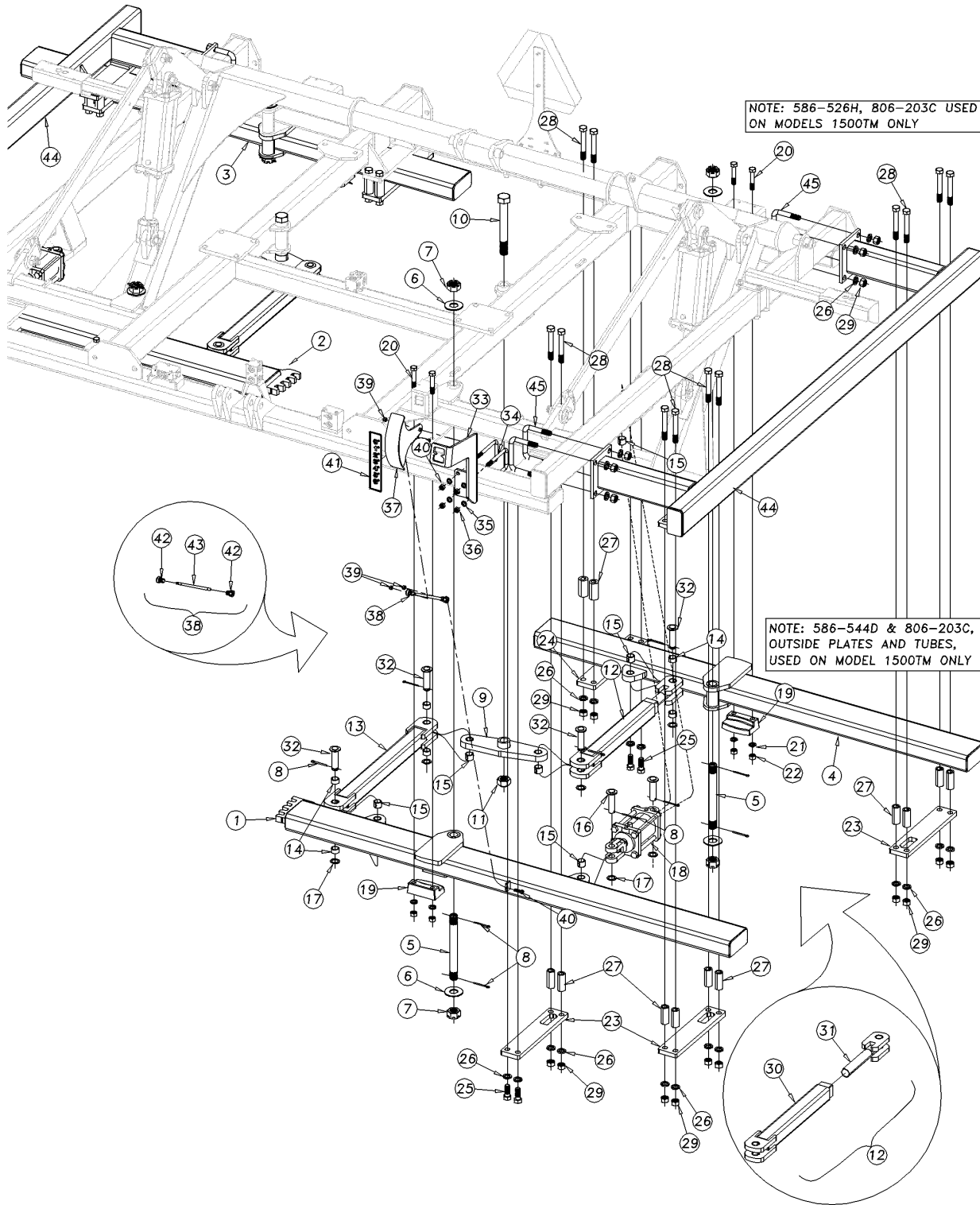
(Applies to 3500TM, 4000TM only)

| Ref | Part No. | Part Description | Comments | Revision |
|------------|-----------------|--------------------------------|--|-----------------|
| | dwg42835 | Image No. | | |
| 1. | 586-465H | 35-40 CENTER FRAME | | |
| 2. | 589-447H | 35/40 TM CENTER BRACE BAR | | |
| 3. | 802-064C | HHCS 3/4-10X2 GR5 | | |
| 4. | 804-023C | WASHER LOCK SPRING 3/4 PLT | | |
| 5. | 803-027C | NUT HEX 3/4-10 PLT | | |
| 6. | 802-095C | HHCS 3/4-10X7 GR5 | | |
| 7. | 586-447H | CENTER TORQUE TUBE 35/40TM | | |
| 8. | 805-349C | PIN HINGE 1 1/4X7 HRDN PLT | | |
| 9. | 802-623C | HHCS 3/8-16X2 1/4 GR8 SP THD | | |
| 10. | 803-123C | NUT HEX TOP LOCK 3/8-16 PLT | | |
| 11. | 890-005C | BUSHING CYL 1 1/4 X 1 X 1 | | |
| 12. | 586-443H | LIFT STRAP | | |
| 13. | 586-804D | PLATE - TORCHED | | |
| 14. | 802-073C | HHCS 1-8X4 GR5 | | |
| 15. | 842-030C | HHCS 1-8X3 1/4 GR5 SPTHD | | |
| 16. | 803-316C | NUT HEX LOCK 1-8 PLT | | |
| 17. | 810-517C | CYL REP 4.25X10X1.50 ROD (TIE) | Refer to "Hydraulic Cylinder" for breakdown. | |
| 18. | 805-396C | PIN CLEVIS 1 X 3 1/8 USABLE | | |
| 19. | 804-192C | WASHER MACH 1.5X1.00X.075 | | |
| 20. | 805-058C | PIN COTTER 3/16 X 2 | | |
| 21. | 586-149D | 4.25X10 CYL TRANSPORT LOCK | | |
| 22. | 805-001C | PIN 3/8 X 3 USABLE LW/PIN | | |
| 23. | 589-444H | TM LIGHT BRKT RF/LR | | |
| 24. | 589-445H | TM LIGHT BRKT LF/RR | | |
| 25. | 806-122C | U-BOLT 1/2-13 X 3 1/32 X 6 | | |
| 26. | 804-015C | WASHER LOCK SPRING 1/2 PLT | | |
| 27. | 803-020C | NUT HEX 1/2-13 PLT | | |
| 28. | 586-630D | VALVE BRACKET | | |
| 29. | 586-631D | VALVE BRACKET | | |
| 30. | 810-849C | FIXED BYPASS DOWN PRESS VALVE | Models 3500 | |
| 30. | 810-623C | HYD BYPASS /W 2 PRESS REG | Models 4000 | |
| 31. | 802-131C | HHCS 5/16-18X3 GR5 | | |
| 32. | 804-009C | WASHER LOCK SPRING 5/16 PLT | | |
| 33. | 803-008C | NUT HEX 5/16-18 PLT | | |
| 34. | 810-116C | COUNTERBALANCE VALVE MAN. T.T. | | |
| 35. | 802-279C | HHCS 5/16-18X4 GR5 | | |
| 36. | 810-599C | LOCK VALVE | | |
| 37. | 802-152C | HHCS 1/4-20X2 GR5 | | |
| 38. | 804-006C | WASHER LOCK SPRING 1/4 PLT | | |
| 39. | 803-006C | NUT-HEX 1/4-20 PLT | | |
| 40. | 502-068D | HYD HOSE CLAMP BRACKET | | |
| 41. | 802-705C | HHCS 5/16-18X5/8 | Single set of Hoses | |
| 41. | 802-010C | HHCS 5/16-18X1 1/4 GR5 | Double set of Hoses | |
| 41. | 802-115C | HHCS 5/16-18X2 GR5 | Triple set of Hoses | |
| 42. | 806-122C | U-BOLT 1/2-13 X 3 1/32 X 6 | | |
| 42. | 806-066C | U-BOLT 1/2-13 X 3 1/32 X 4 | Used on Rear Drag Frame (Optional) | |

Table of Contents Part Number Index

Center Gang Bar Assembly 1200-1500

(Applies to 1200TM, 1500TM only)



42946

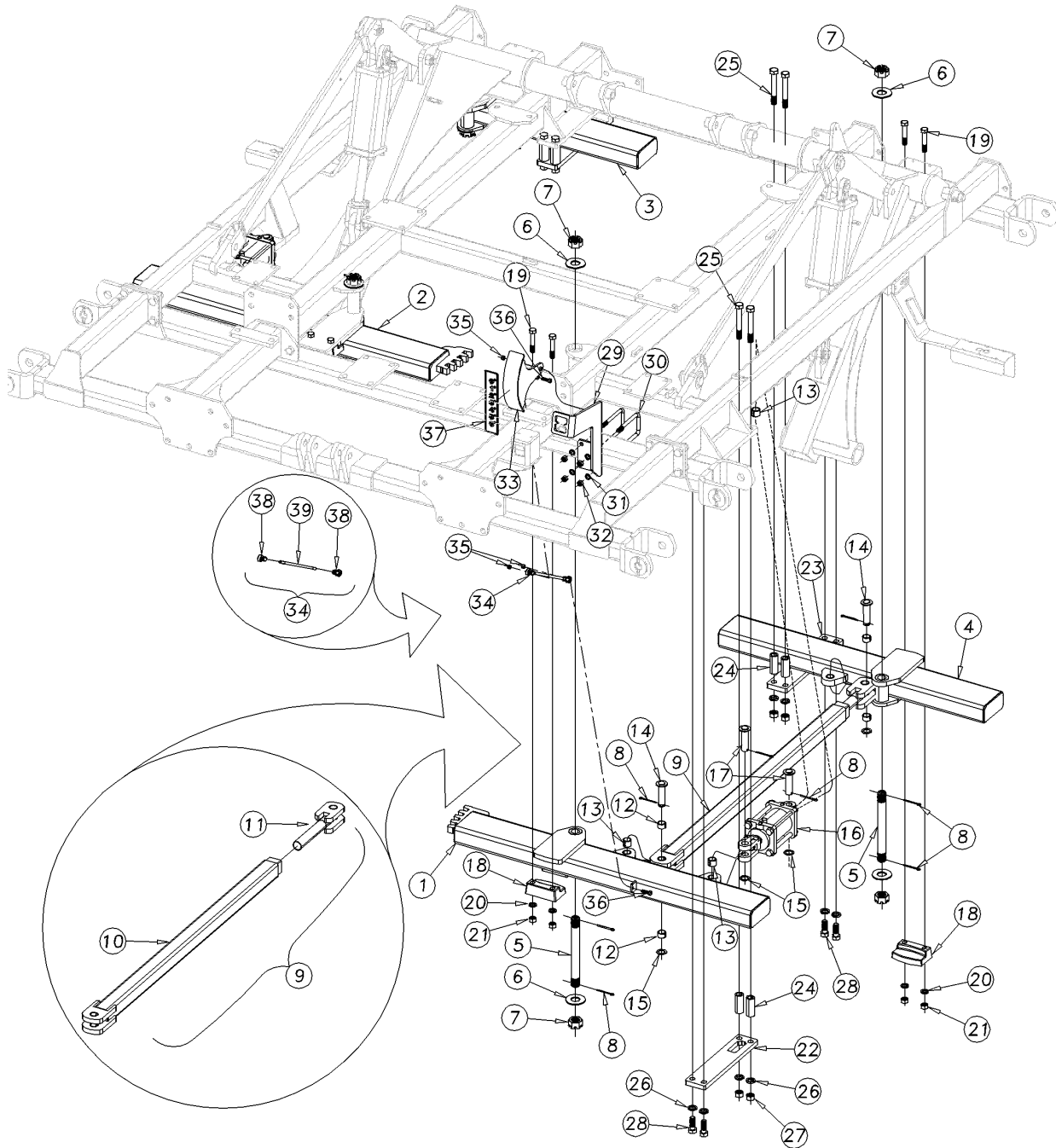
Center Gang Bar Assembly 1200-1500

(Applies to 1200TM, 1500TM only)

| Ref | Part No. | Part Description | Comments | Revision |
|------------|-----------------|--------------------------------|--|-----------------|
| | dwg42946 | Image No. | | |
| 1. | 586-390H | GANG BAR 1500 LH FRONT | Model 1500 (shown) | |
| 1. | 586-394H | GANG BAR 1200 LH FRONT | Model 1200 | |
| 2. | 586-391H | GANG BAR 1500 RH FRONT | Model 1500 (shown) | |
| 2. | 586-395H | GANG BAR 1200 RH FRONT | Model 1200 | |
| 3. | 586-393H | GANG BAR 1500 RH REAR | Model 1500 (shown) | |
| 3. | 586-397H | GANG BAR 1200 RH REAR | Model 1200 | |
| 4. | 586-392H | GANG BAR 1500 LH REAR | Model 1500 (shown) | |
| 4. | 586-396H | GANG BAR 1200 LH REAR | Model 1200 | |
| 5. | 586-589D | BOLT 1 1/4 X 12 1/8 | | |
| 6. | 804-035C | WASHER FLAT 1 1/4 USS PLT | | |
| 7. | 803-079C | NUT HEX SLOTTED 1 1/4 - 7 | | |
| 8. | 805-058C | PIN COTTER 3/16 X 2 | | |
| 9. | 586-319H | ROCKER ARM | | |
| 10. | 802-543C | HHCS 1 1/4-7X10 GR5 SPTH | | |
| 11. | 803-314C | NUT HEX TOP LOCK 1 1/4-7 PLT | | |
| 12. | 586-325S | TURNBUCKLE ASSEMBLY | Includes items 30-31 | |
| 13. | 586-255H | LINK | | |
| 14. | 890-143C | 1 1/4 X 1 X 3/4 HDR BUSHING | | |
| 15. | 890-005C | BUSHING CYL 1 1/4 X 1 X 1 | | |
| 16. | 805-396C | PIN CLEVIS 1 X 3 1/8 USABLE | | |
| 17. | 804-192C | WASHER MACH 1.5X1.00X.075 | | |
| 18. | 810-741C | CYL REP 3.25X2.5X1.25 ROD(TIE) | Refer to "Hydraulic Cylinder" for breakdown. | |
| 19. | 812-402C | BRACKET | | |
| 20. | 802-162C | HHCS 5/8-11X3 1/2 GR5 | | |
| 21. | 804-022C | WASHER LOCK SPRING 5/8 PLT | | |
| 22. | 803-021C | NUT HEX 5/8-11 PLT | | |
| 23. | 586-544D | PLATE TORCHED | | |
| 24. | 586-543D | PLATE TORCHED | | |
| 25. | 802-064C | HHCS 3/4-10X2 GR5 | | |
| 26. | 804-023C | WASHER LOCK SPRING 3/4 PLT | | |
| 27. | 586-542D | TUBE RND | | |
| 28. | 802-070C | HHCS 3/4-10X6 GR5 | | |
| 29. | 803-027C | NUT HEX 3/4-10 PLT | | |
| 30. | 586-256H | TURNBUCKLE | | |
| 31. | 586-257H | TURNBUCKLE END | | |
| 32. | 805-351C | PIN CLEVIS 1 X 3 1/4 USEABLE | | |
| 33. | 586-299H | ANGLE GAUGE BRACKET | | |
| 34. | 806-122C | U-BOLT 1/2-13 X 3 1/32 X 6 | | |
| 35. | 804-015C | WASHER LOCK SPRING 1/2 PLT | | |
| 36. | 803-020C | NUT HEX 1/2-13 PLT | | |
| 37. | 586-300H | ANGLE GAUGE | | |
| 38. | 586-301S | GAUGE LINK | Includes items 42-43 | |
| 39. | 803-123C | NUT HEX TOP LOCK 3/8-16 PLT | | |
| 40. | 802-079C | HHCS 3/8-16X1 1/4 GR5 | | |
| 41. | 848-818C | DECAL TMX GAUGE | | |
| 42. | 817-924C | 3/8" HEIM JOINT | | |
| 43. | 586-539D | BAR RND - 3/8 THD | | |
| 44. | 586-526H | 1500TM C-FRAME | Model 1500 Only | |
| 45. | 806-203C | U-BOLT 3/4-10 X 5 1/32 X 4 1/2 | Model 1500 Only | |

Center Gang Bar Assembly 1800

(Applies to 1800TM only)



42442

Center Gang Bar Assembly 1800

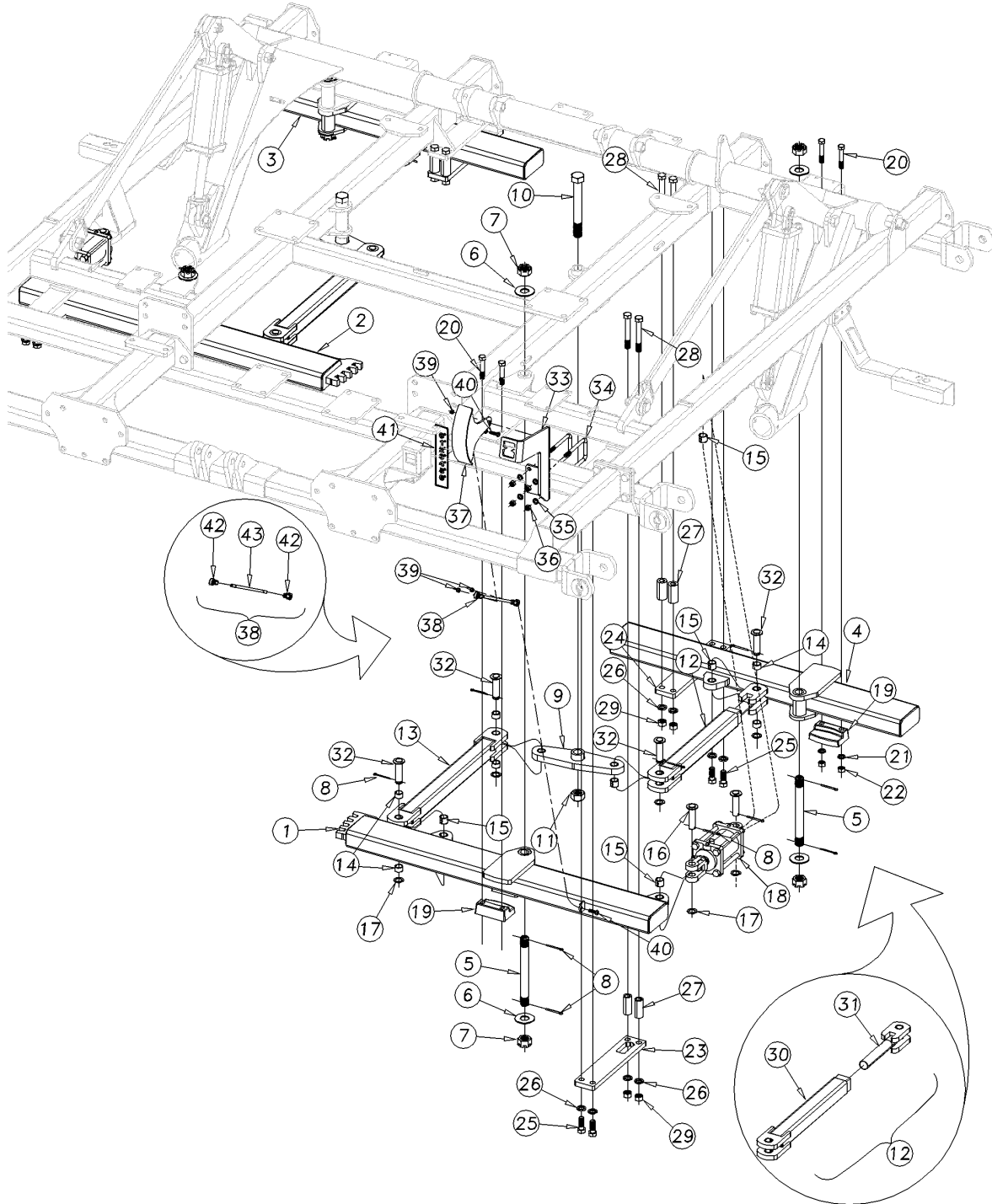
(Applies to 1800TM only)

| Ref | Part No. | Part Description | Comments | Revision |
|-----|----------|---------------------------------|--|----------|
| | dwg42442 | Image No. | | |
| 1. | 586-364H | 1800 CTR LH FRONT GANG BAR | | |
| 2. | 586-363H | 1800 CTR RH FRONT GANG BAR | | |
| 3. | 586-365H | 1800 CTR RH REAR GANG BAR | | |
| 4. | 586-366H | 1800 CTR LH REAR GANG BAR | | |
| 5. | 586-589D | BOLT 1 1/4 X 12 1/8 | | |
| 6. | 804-035C | WASHER FLAT 1 1/4 USS PLT | | |
| 7. | 803-079C | NUT HEX SLOTTED 1 1/4 - 7 | | |
| 8. | 805-058C | PIN COTTER 3/16 X 2 | | |
| 9. | 586-298S | TURNBUCKLE ASSEMBLY | Includes items 10-11 | |
| 10. | 586-254H | TURNBUCKLE | | |
| 11. | 586-257H | TURNBUCKLE END | | |
| 12. | 890-143C | 1 1/4 X 1 X 3/4 HDR BUSHING | | |
| 13. | 890-005C | BUSHING CYL 1 1/4 X 1 X 1 | | |
| 14. | 805-351C | PIN CLEVIS 1 X 3 1/4 USEABLE | | |
| 15. | 804-192C | WASHER MACH 1.5X1.00X.075 | | |
| 16. | 810-739C | CYL REP 3.75X2.5X1.38 ROD (TIE) | Refer to "Hydraulic Cylinder" for breakdown. | |
| 17. | 805-396C | PIN CLEVIS 1 X 3 1/8 USABLE | | |
| 18. | 812-402C | BRACKET | | |
| 19. | 802-162C | HHCS 5/8-11X3 1/2 GR5 | | |
| 20. | 804-022C | WASHER LOCK SPRING 5/8 PLT | | |
| 21. | 803-021C | NUT HEX 5/8-11 PLT | | |
| 22. | 586-544D | PLATE TORCHED | | Rev. 1 |
| 23. | 586-543D | PLATE TORCHED | | |
| 24. | 586-542D | TUBE RND | | Rev. 1 |
| 25. | 802-070C | HHCS 3/4-10X6 GR5 | | |
| 26. | 804-023C | WASHER LOCK SPRING 3/4 PLT | | |
| 27. | 803-027C | NUT HEX 3/4-10 PLT | | |
| 28. | 802-064C | HHCS 3/4-10X2 GR5 | | |
| 29. | 586-299H | ANGLE GAUGE BRACKET | | |
| 30. | 806-122C | U-BOLT 1/2-13 X 3 1/32 X 6 | | |
| 31. | 804-015C | WASHER LOCK SPRING 1/2 PLT | | |
| 32. | 803-020C | NUT HEX 1/2-13 PLT | | |
| 33. | 586-300H | ANGLE GAUGE | | |
| 34. | 586-301S | GAUGE LINK | Includes items 38-39 | |
| 35. | 803-123C | NUT HEX TOP LOCK 3/8-16 PLT | | |
| 36. | 802-079C | HHCS 3/8-16X1 1/4 GR5 | | |
| 37. | 848-818C | DECAL TMX GAUGE | | |
| 38. | 817-924C | 3/8" HEIM JOINT | | |
| 39. | 586-539D | BAR RND - 3/8 THD | | |

[Table of Contents](#) [Part Number Index](#)

Center Gang Bar Assembly 2400-3000

(Applies to 2400TM, 3000TM only)



42224

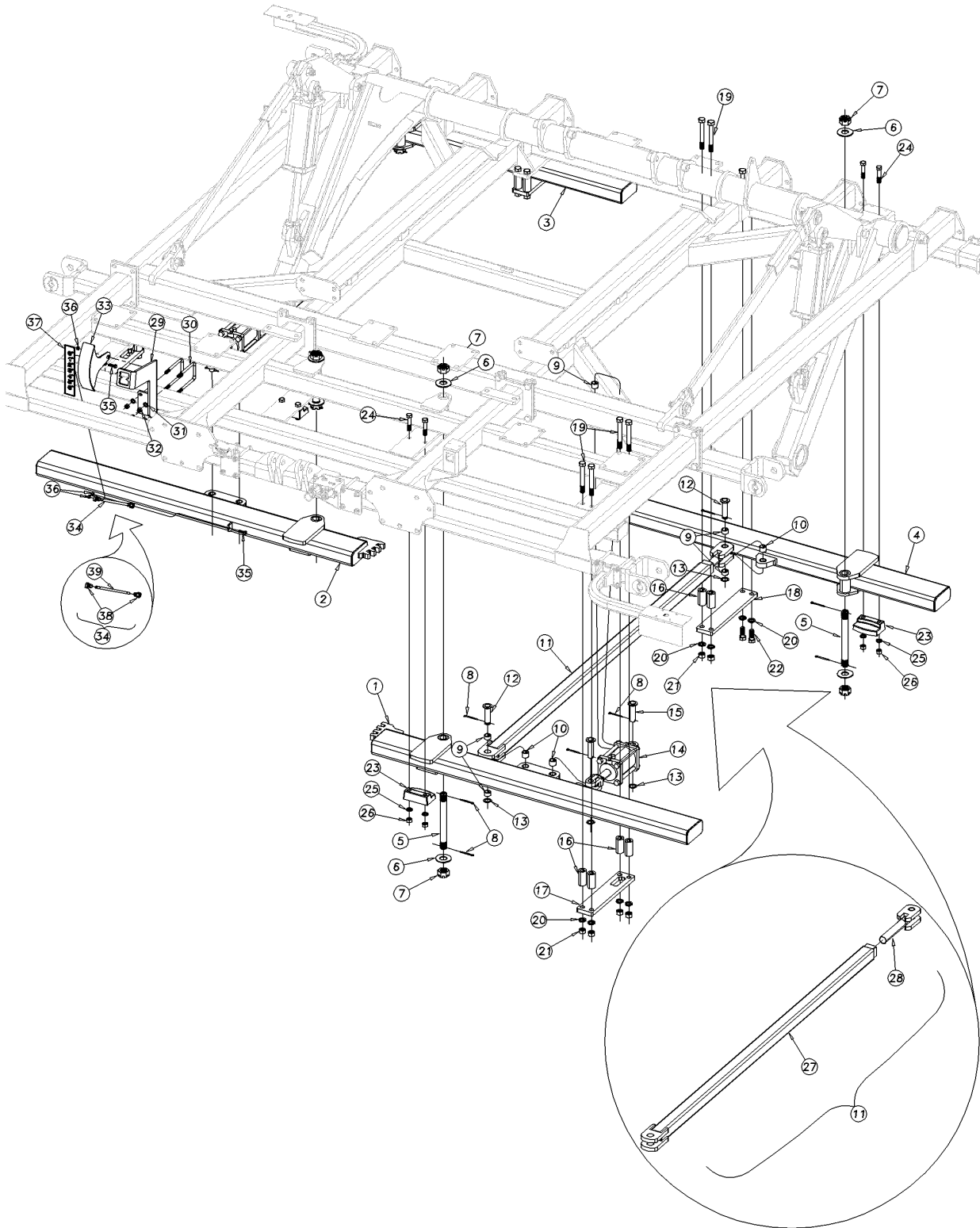
Center Gang Bar Assembly 2400-3000

(Applies to 2400TM, 3000TM only)

| Ref | Part No. | Part Description | Comments | Revision |
|------------|-----------------|---------------------------------|--|-----------------|
| | dwg42224 | Image No. | | |
| 1. | 586-267H | CENTER FRONT LH GANG TUBE | | |
| 2. | 586-268H | CENTER FRONT RH GANG TUBE | | |
| 3. | 586-270H | CENTER BACK RH GANG TUBE | | |
| 4. | 586-269H | CENTER BACK LH GANG TUBE | | |
| 5. | 586-589D | BOLT 1 1/4 X 12 1/8 | | |
| 6. | 804-035C | WASHER FLAT 1 1/4 USS PLT | | |
| 7. | 803-079C | NUT HEX SLOTTED 1 1/4 - 7 | | |
| 8. | 805-058C | PIN COTTER 3/16 X 2 | | |
| 9. | 586-319H | ROCKER ARM | | |
| 10. | 802-543C | HHCS 1 1/4-7X10 GR5 SPTHD | | |
| 11. | 803-314C | NUT HEX TOP LOCK 1 1/4-7 PLT | | |
| 12. | 586-325S | TURNBUCKLE ASSEMBLY | Includes items 30-31 | |
| 13. | 586-255H | LINK | | |
| 14. | 890-143C | 1 1/4 X 1 X 3/4 HDR BUSHING | | |
| 15. | 890-005C | BUSHING CYL 1 1/4 X 1 X 1 | | |
| 16. | 805-396C | PIN CLEVIS 1 X 3 1/8 USABLE | | |
| 17. | 804-192C | WASHER MACH 1.5X1.00X.075 | | |
| 18. | 810-739C | CYL REP 3.75X2.5X1.38 ROD (TIE) | Refer to "Hydraulic Cylinder" for breakdown. | |
| 19. | 812-402C | BRACKET | | |
| 20. | 802-162C | HHCS 5/8-11X3 1/2 GR5 | | |
| 21. | 804-022C | WASHER LOCK SPRING 5/8 PLT | | |
| 22. | 803-021C | NUT HEX 5/8-11 PLT | | |
| 23. | 586-544D | PLATE TORCHED | | Rev. 1 |
| 24. | 586-543D | PLATE TORCHED | | |
| 25. | 802-064C | HHCS 3/4-10X2 GR5 | | |
| 26. | 804-023C | WASHER LOCK SPRING 3/4 PLT | | |
| 27. | 586-542D | TUBE RND | | Rev. 1 |
| 28. | 802-070C | HHCS 3/4-10X6 GR5 | | |
| 29. | 803-027C | NUT HEX 3/4-10 PLT | | |
| 30. | 586-256H | TURNBUCKLE | | |
| 31. | 586-257H | TURNBUCKLE END | | |
| 32. | 805-351C | PIN CLEVIS 1 X 3 1/4 USEABLE | | |
| 33. | 586-299H | ANGLE GAUGE BRACKET | | |
| 34. | 806-122C | U-BOLT 1/2-13 X 3 1/32 X 6 | | |
| 35. | 804-015C | WASHER LOCK SPRING 1/2 PLT | | |
| 36. | 803-020C | NUT HEX 1/2-13 PLT | | |
| 37. | 586-300H | ANGLE GAUGE | | |
| 38. | 586-301S | GAUGE LINK | Includes items 42-43 | |
| 39. | 803-123C | NUT HEX TOP LOCK 3/8-16 PLT | | |
| 40. | 802-079C | HHCS 3/8-16X1 1/4 GR5 | | |
| 41. | 848-818C | DECAL TMX GAUGE | | |
| 42. | 817-924C | 3/8" HEIM JOINT | | |
| 43. | 586-539D | BAR RND - 3/8 THD | | |

Center Gang Bar Assembly 3500-4000

(Applies to 3500TM, 4000TM only)



42836

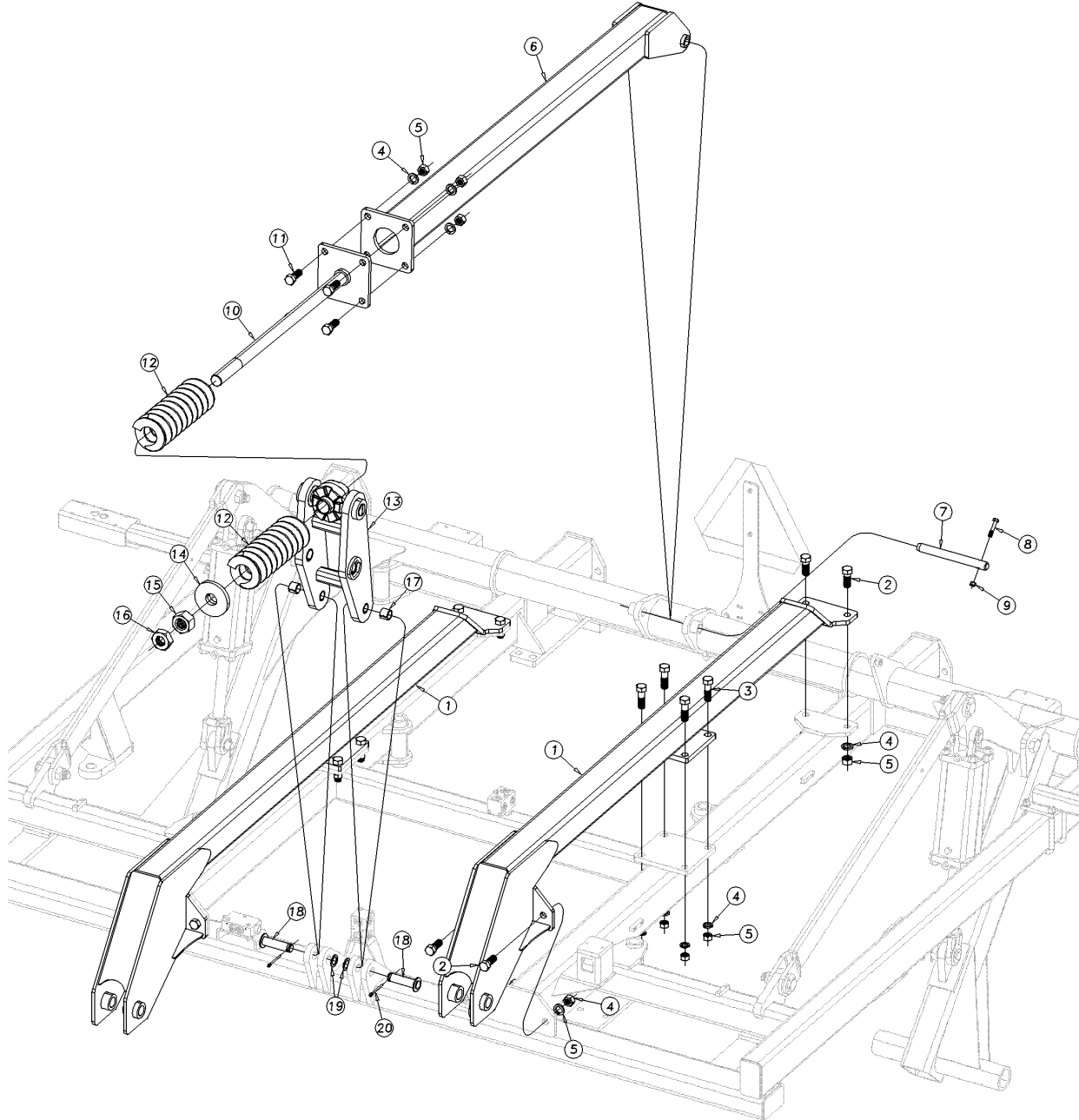
Center Gang Bar Assembly 3500-4000

(Applies to 3500TM, 4000TM only)

| Ref | Part No. | Part Description | Comments | Revision |
|------------|-----------------|--------------------------------|----------------------|-----------------|
| | dwg42836 | Image No. | | |
| 1. | 586-461H | 35-40 CTR GANG BAR LH FRT | | |
| 2. | 586-459H | 35-40 CTR GANG BAR RH FRT | | |
| 3. | 586-460H | 35-40 CTR GANG BAR RH REAR | | |
| 4. | 586-462H | 35-40 CTR GANG BAR LH REAR | | |
| 5. | 586-589D | BOLT 1 1/4 X 12 1/8 | | |
| 6. | 804-035C | WASHER FLAT 1 1/4 USS PLT | | |
| 7. | 803-079C | NUT HEX SLOTTED 1 1/4 - 7 | | |
| 8. | 805-058C | PIN COTTER 3/16 X 2 | | |
| 9. | 890-143C | 1 1/4 X 1 X 3/4 HDR BUSHING | | |
| 10. | 890-005C | BUSHING CYL 1 1/4 X 1 X 1 | | |
| 11. | 586-444S | TURNBUCKLE ASSEMBLY | Includes items 27-28 | |
| 12. | 805-351C | PIN CLEVIS 1 X 3 1/4 USEABLE | | |
| 13. | 804-192C | WASHER MACH 1.5X1.00X.075 | | |
| 14. | 810-847C | CYL REP 4.00X2.5X1.38 ROD (TIE | | |
| 15. | 805-396C | PIN CLEVIS 1 X 3 1/8 USABLE | | |
| 16. | 586-542D | TUBE RND | | |
| 17. | 586-544D | PLATE TORCHED | | |
| 18. | 586-543D | PLATE TORCHED | | |
| 19. | 802-070C | HHCS 3/4-10X6 GR5 | | |
| 20. | 804-023C | WASHER LOCK SPRING 3/4 PLT | | |
| 21. | 803-027C | NUT HEX 3/4-10 PLT | | |
| 22. | 802-064C | HHCS 3/4-10X2 GR5 | | |
| 23. | 812-402C | BRACKET | | |
| 24. | 802-162C | HHCS 5/8-11X3 1/2 GR5 | | |
| 25. | 804-022C | WASHER LOCK SPRING 5/8 PLT | | |
| 26. | 803-021C | NUT HEX 5/8-11 PLT | | |
| 27. | 586-440H | TURNBUCKLE | | |
| 28. | 586-257H | TURNBUCKLE END | | |
| 29. | 586-299H | ANGLE GAUGE BRACKET | | |
| 30. | 806-189C | U-BOLT 1/2-13X3 1/32X5 | | |
| 31. | 804-015C | WASHER LOCK SPRING 1/2 PLT | | |
| 32. | 803-020C | NUT HEX 1/2-13 PLT | | |
| 33. | 586-300H | ANGLE GAUGE | | |
| 34. | 586-486S | GAUGE LINK 35-40 | | |
| 35. | 802-079C | HHCS 3/8-16X1 1/4 GR5 | | |
| 36. | 803-123C | NUT HEX TOP LOCK 3/8-16 PLT | | |
| 37. | 848-818C | DECAL TMX GAUGE | | |
| 38. | 817-924C | 3/8" HEIM JOINT | | |
| 39. | 586-798D | BAR RND - 3/8 THD | | |

Center Truss & Level Bar Assembly 1200-1500

(Applies to 1200TM, 1500TM only)



42795

Center Truss & Level Bar Assembly 1200-1500

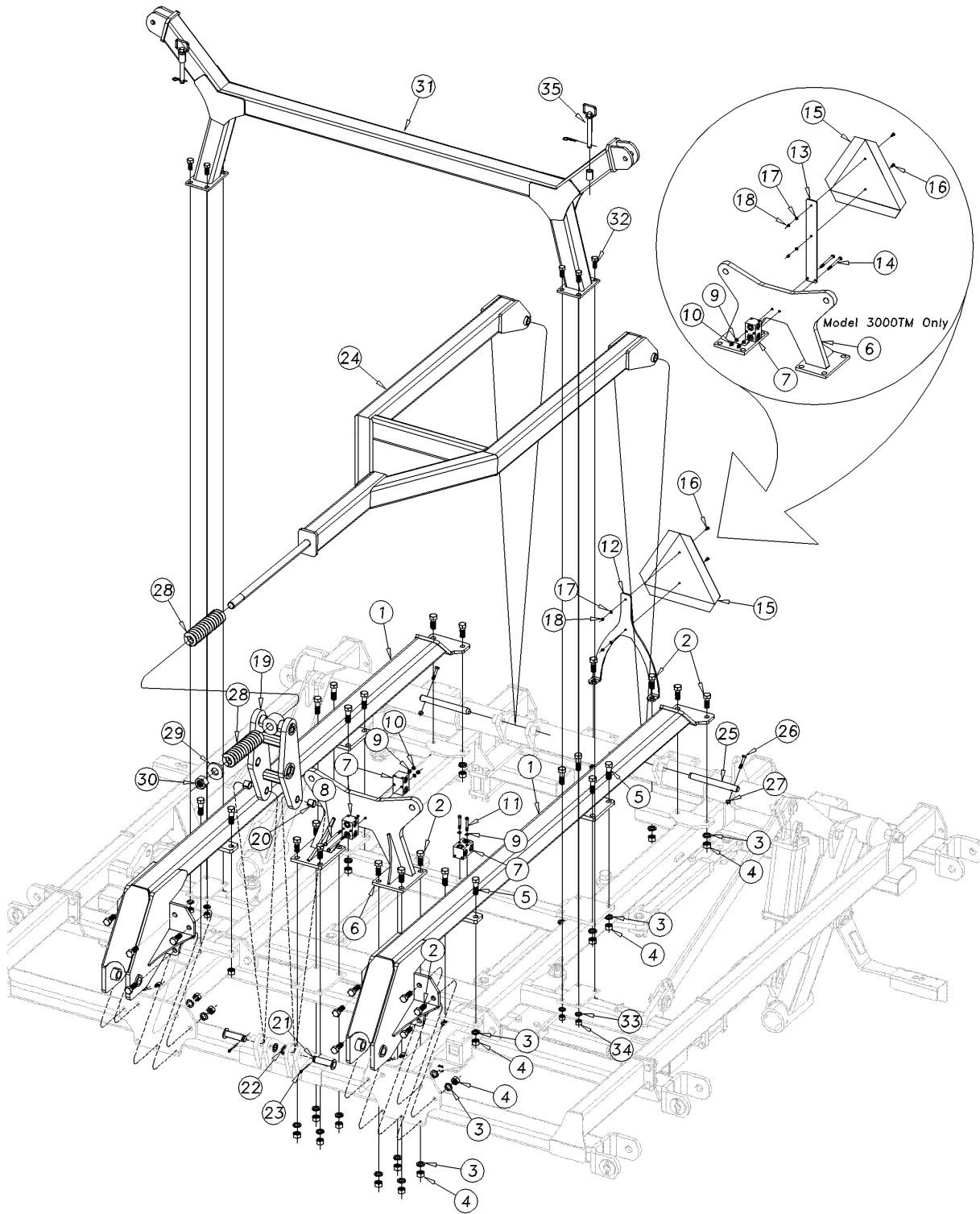
(Applies to 1200TM, 1500TM only)

| Ref | Part No. | Part Description | Comments | Revision |
|-----|-----------|------------------------------|----------|----------|
| | dwg42795 | Image No. | | |
| 1. | 586-389H | HITCH TRUSS | | |
| 2. | 802-064C | HHCS 3/4-10X2 GR5 | | |
| 3. | 802-212C | HHCS 3/4-10X2 1/2 GR5 | | |
| 4. | 804-023C | WASHER LOCK SPRING 3/4 PLT | | |
| 5. | 803-027C | NUT HEX 3/4-10 PLT | | |
| 6. | 586-428H | LEVEL BAR | | |
| 7. | 805-350C | PIN HINGE 1X9 1/2 HRDN PLT | | |
| 8. | 802-483C | HHCS 3/8-16X2 1/4 GR 8 PLT | | |
| 9. | 803-078C | NUT LOCK 3/8-16 NYLON INSERT | | |
| 10. | 586-373H | LEVEL BAR SPRING ROD | | |
| 11. | 802-947C | HHCS 3/4-10X2 GR8 | | |
| 12. | 807-314CP | SPRING COMP 4.5ODX1.125WX13L | | |
| 13. | 586-398H | H - BRACKET | | |
| 14. | 586-374H | SPRING GUIDE | | |
| 15. | 803-073C | NUT HEX 1 1/2-6 PLT | | |
| 16. | 803-063C | NUT HEX JAM 1 1/2-6 PLT | | |
| 17. | 890-005C | BUSHING CYL 1 1/4 X 1 X 1 | | |
| 18. | 805-351C | PIN CLEVIS 1 X 3 1/4 USABLE | | |
| 19. | 804-192C | WASHER MACH 1.5X1.00X.075 | | |
| 20. | 805-058C | PIN COTTER 3/16 X 2 | | |

[Table of Contents](#) [Part Number Index](#)

Center Truss, Level Bar & Fold Assembly 1800-3000 (S/N C1020H-)

(Applies to 1800TM, 2400TM, 3000TM only)



42223

Center Truss, Level Bar & Fold Assembly 1800-3000 (S/N C1020H-)

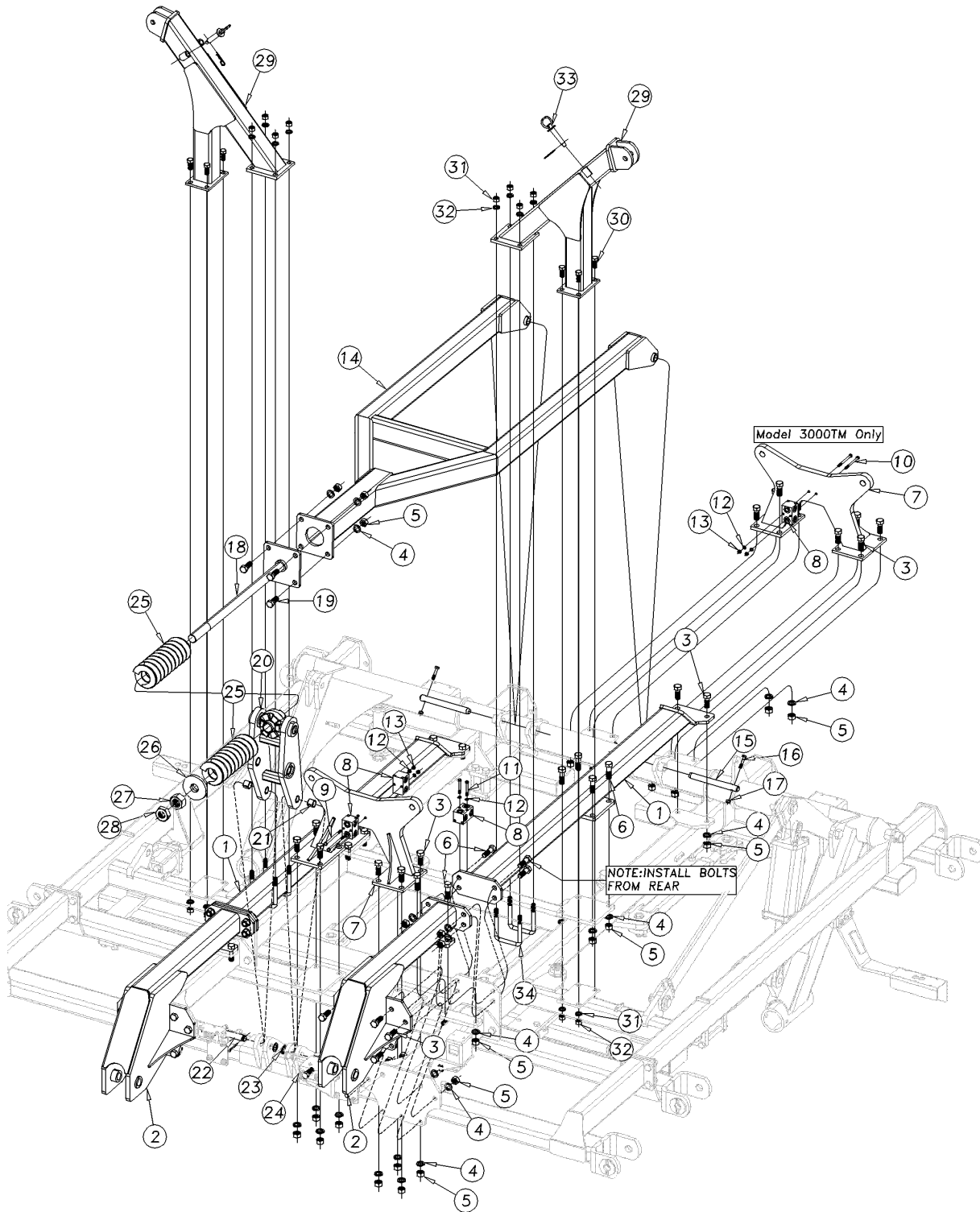
(Applies to 1800TM, 2400TM, 3000TM only)

| Ref | Part No. | Part Description | Comments | Revision |
|------------|-----------------|--------------------------------|-----------------|-----------------|
| | dwg42223 | Image No. | | |
| 1. | 586-318H | CENTER FRAME TRUSS | | |
| 2. | 802-064C | HHCS 3/4-10X2 GR5 | | |
| 3. | 804-023C | WASHER LOCK SPRING 3/4 PLT | | |
| 4. | 803-027C | NUT HEX 3/4-10 PLT | | |
| 5. | 802-212C | HHCS 3/4-10X2 1/2 GR5 | | |
| 6. | 586-246H | FOLD BRACKET | | |
| 7. | 560-536D | DOUBLE HYD TEE BLOCK | | |
| 8. | 802-578C | HHCS 5/16-18X5 GR5 | | |
| 9. | 804-009C | WASHER LOCK SPRING 5/16 PLT | | |
| 10. | 803-008C | NUT HEX 5/16-18 PLT | | |
| 11. | 802-138C | HHCS 5/16-18X2 1/4 GR5 | | |
| 12. | 586-592D | SMV BRACKET | | |
| 13. | 596-329D | SMV POST | | |
| 14. | 802-279C | HHCS 5/16-18X4 GR5 | | |
| 15. | 818-055C | DECAL SLOW MOVING-GALV. BACKED | | |
| 16. | 801-005C | SCREW PAN HD 1/4-20 X 3/4 | | |
| 17. | 804-006C | WASHER LOCK SPRING 1/4 PLT | | |
| 18. | 803-006C | NUT-HEX 1/4-20 PLT | | |
| 19. | 586-326H | LEVEL LINK | | |
| 20. | 890-005C | BUSHING CYL 1 1/4 X 1 X 1 | | |
| 21. | 805-351C | PIN CLEVIS 1 X 3 1/4 USABLE | | |
| 22. | 804-192C | WASHER MACH 1.5X1.00X.075 | | |
| 23. | 805-058C | PIN COTTER 3/16 X 2 | | |
| 24. | 586-317H | FLAT DECK GM - 15 SERIES - 48 | | |
| 25. | 805-350C | PIN HINGE 1X9 1/2 HRDN PLT | | |
| 26. | 802-623C | HHCS 3/8-16X2 1/4 GR8 SP THD | | |
| 27. | 803-078C | NUT LOCK 3/8-16 NYLON INSERT | | |
| 28. | 807-310CP | SPRING COMP 2.63ODX11.5LX0.63W | | |
| 29. | 586-586D | WASHER FLAT 3" OD | | |
| 30. | 803-034C | NUT HEX 1 1/4-7 PLT | | |
| 31. | 586-250H | WING STOP | | |
| 32. | 802-051C | HHCS 5/8-11X1 1/2 GR5 | | |
| 33. | 804-022C | WASHER LOCK SPRING 5/8 PLT | | |
| 34. | 803-021C | NUT HEX 5/8-11 PLT | | |
| 35. | 805-195C | PIN HITCH 3/4 X 5 1/4 USEABLE | | |

Table of Contents Part Number Index

Center Truss, Level Bar & Fold Assembly 1800-3000 (S/N C1021H+)

(Applies to 1800TM, 2400TM, 3000TM only)



42341

Center Truss, Level Bar & Fold Assembly 1800-3000 (S/N C1021H+)

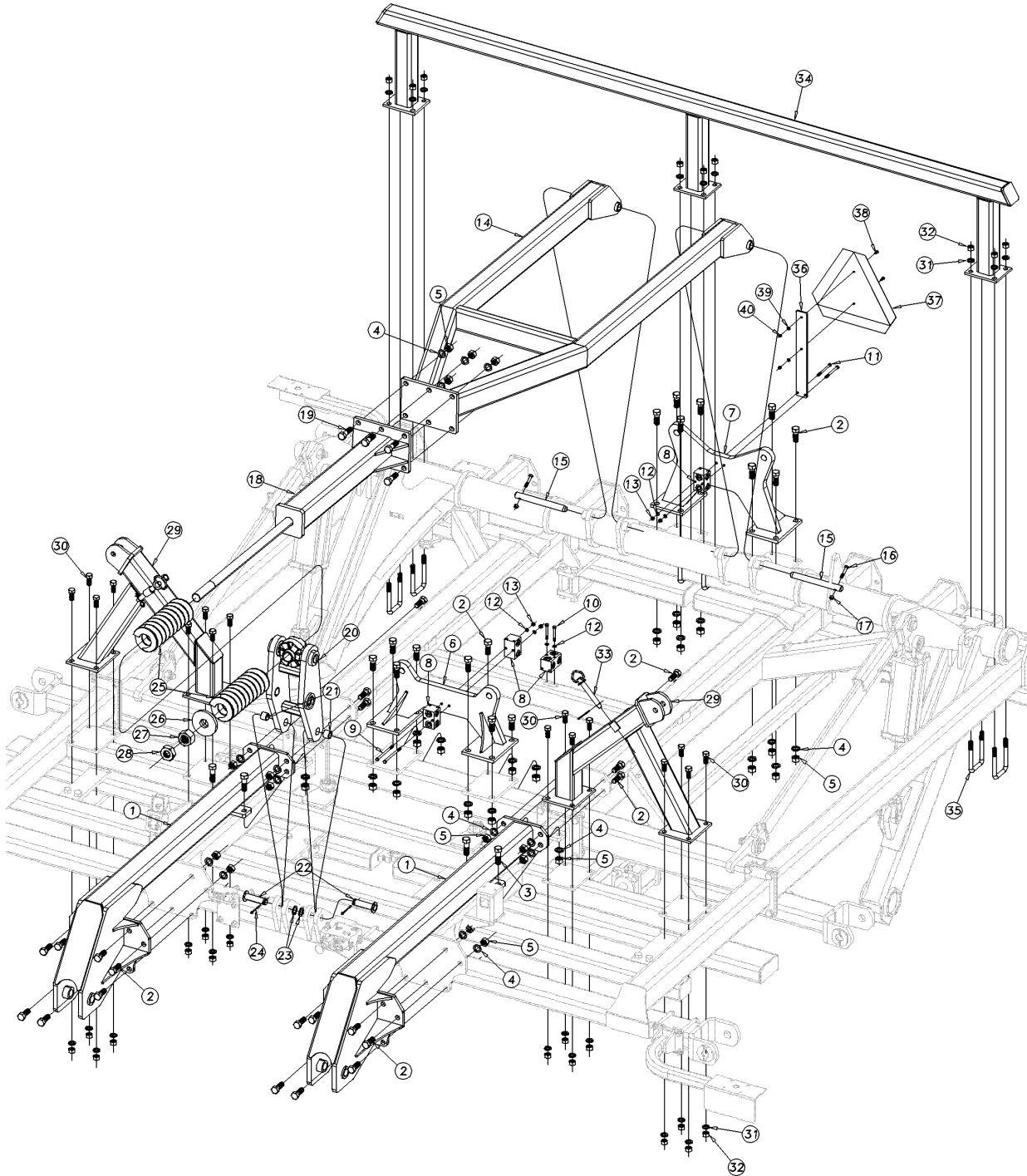
(Applies to 1800TM, 2400TM, 3000TM only)

| Ref | Part No. | Part Description | Comments | Revision |
|------------|-----------------|--------------------------------|----------------------------|-----------------|
| | dwg42341 | Image No. | | |
| 1. | 586-414H | TRUSS REAR BAR | | |
| 2. | 586-415H | TRUSS FRONT HITCH MOUNT | | |
| 3. | 802-064C | HHCS 3/4-10X2 GR5 | | |
| 4. | 804-023C | WASHER LOCK SPRING 3/4 PLT | | |
| 5. | 803-027C | NUT HEX 3/4-10 PLT | | |
| 6. | 802-212C | HHCS 3/4-10X2 1/2 GR5 | | |
| 7. | 586-378H | CENTER FOLD BRACKET 1800TM | Models 1800TM | |
| 7. | 586-246H | FOLD BRACKET | Models 2400-3000TM (shown) | |
| 8. | 560-536D | DOUBLE HYD TEE BLOCK | | |
| 9. | 802-256C | HHCS 5/16-18X5 1/2 GR5 | | |
| 10. | 802-279C | HHCS 5/16-18X4 GR5 | | |
| 11. | 802-172C | HHCS 5/16-18X2 1/2 GR5 | | |
| 12. | 804-009C | WASHER LOCK SPRING 5/16 PLT | | |
| 13. | 803-008C | NUT HEX 5/16-18 PLT | | |
| 14. | 586-372H | LEVEL BAR | | |
| 15. | 805-350C | PIN HINGE 1X9 1/2 HRDN PLT | | |
| 16. | 802-483C | HHCS 3/8-16X2 1/4 GR 8 PLT | | |
| 17. | 803-078C | NUT LOCK 3/8-16 NYLON INSERT | | |
| 18. | 586-373H | LEVEL BAR SPRING ROD | | |
| 19. | 802-947C | HHCS 3/4-10X2 GR8 | | |
| 20. | 586-398H | H - BRACKET | | |
| 21. | 890-005C | BUSHING CYL 1 1/4 X 1 X 1 | | |
| 22. | 805-351C | PIN CLEVIS 1 X 3 1/4 USABLE | | |
| 23. | 804-192C | WASHER MACH 1.5X1.00X.075 | | |
| 24. | 805-058C | PIN COTTER 3/16 X 2 | | |
| 25. | 807-314CP | SPRING COMP 4.5ODX1.125WX13L | | |
| 26. | 586-374H | SPRING GUIDE | | |
| 27. | 803-073C | NUT HEX 1 1/2-6 PLT | | |
| 28. | 803-063C | NUT HEX JAM 1 1/2-6 PLT | | |
| 29. | 586-385H | CENTER WING STOP 1800TM | Models 1800TM | |
| 29. | 586-350H | WING STOP 24/3000TM | Models 2400-3000TM (shown) | |
| 30. | 802-051C | HHCS 5/8-11X1 1/2 GR5 | | |
| 31. | 804-022C | WASHER LOCK SPRING 5/8 PLT | | |
| 32. | 803-021C | NUT HEX 5/8-11 PLT | | |
| 33. | 805-364C | PIN HITCH 3/4 X 3 | | |
| 34. | 806-184C | U-BOLT 5/8-11 X 4 1/32 X 5 1/2 | | |

[Table of Contents](#) [Part Number Index](#)

Center Truss, Level Bar & Fold Assembly 3500-4000

(Applies to 3500TM, 4000TM only)



42837

Center Truss, Level Bar & Fold Assembly 3500-4000

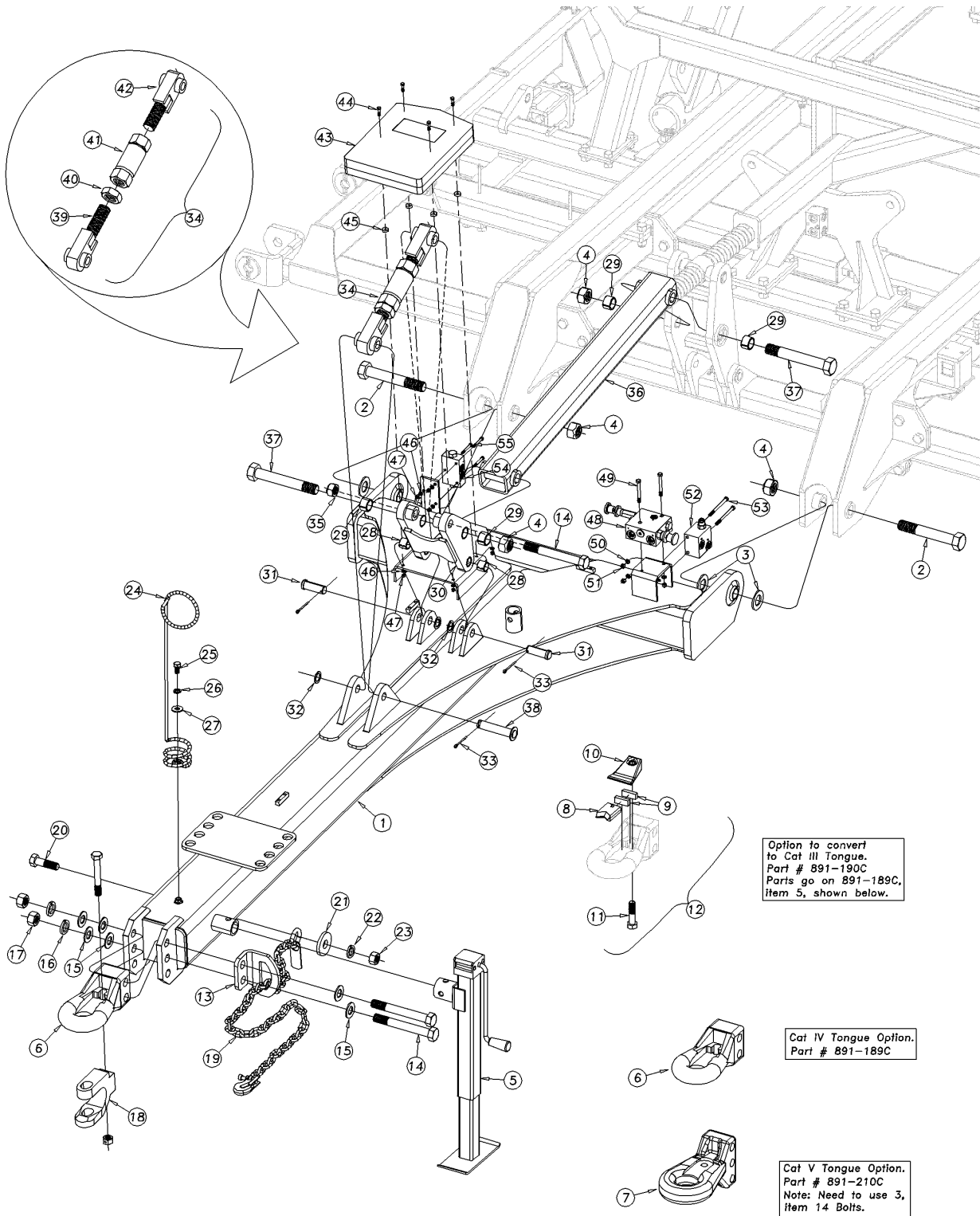
(Applies to 3500TM, 4000TM only)

| Ref | Part No. | Part Description | Comments | Revision |
|-----|-----------|--------------------------------|----------------------|----------|
| | dwg42837 | Image No. | | |
| 1. | 586-478H | TRUSS FRONT HITCH MOUNT | | |
| 2. | 802-064C | HHCS 3/4-10X2 GR5 | | |
| 3. | 802-212C | HHCS 3/4-10X2 1/2 GR5 | | |
| 4. | 804-023C | WASHER LOCK SPRING 3/4 PLT | | |
| 5. | 803-027C | NUT HEX 3/4-10 PLT | | |
| 6. | 586-457H | 3500 FRONT FOLD BRACKET | Model 3500 (shown) | |
| 6. | 586-455H | 4000 FRONT FOLD BRACKET | Model 4000 | |
| 7. | 586-458H | 3500 REAR FOLD BRACKET | Model 3500 (shown) | |
| 7. | 586-456H | 4000 REAR FOLD BRACKET | Model 4000 | |
| 8. | 560-536D | DOUBLE HYD TEE BLOCK | | |
| 9. | 802-256C | HHCS 5/16-18X5 1/2 GR5 | | |
| 10. | 802-172C | HHCS 5/16-18X2 1/2 GR5 | | |
| 11. | 802-279C | HHCS 5/16-18X4 GR5 | | |
| 12. | 804-009C | WASHER LOCK SPRING 5/16 PLT | | |
| 13. | 803-008C | NUT HEX 5/16-18 PLT | | |
| 14. | 586-438H | LEVEL BAR | | |
| 15. | 805-350C | PIN HINGE 1X9 1/2 HRDN PLT | | |
| 16. | 802-483C | HHCS 3/8-16X2 1/4 GR 8 PLT | | |
| 17. | 803-078C | NUT LOCK 3/8-16 NYLON INSERT | | |
| 18. | 586-439H | SPRING ROD TUBE | | |
| 19. | 802-841C | HHCS 3/4-10X2 1/2 GR8 | | |
| 20. | 586-398H | H - BRACKET | | |
| 21. | 890-005C | BUSHING CYL 1 1/4 X 1 X 1 | | |
| 22. | 805-351C | PIN CLEVIS 1 X 3 1/4 USABLE | | |
| 23. | 804-192C | WASHER MACH 1.5X1.00X.075 | | |
| 24. | 805-058C | PIN COTTER 3/16 X 2 | | |
| 25. | 807-314CP | SPRING COMP 4.5ODX1.125WX13L | | |
| 26. | 586-374H | SPRING GUIDE | | |
| 27. | 803-073C | NUT HEX 1 1/2-6 PLT | | |
| 28. | 803-063C | NUT HEX JAM 1 1/2-6 PLT | | |
| 29. | 586-483H | 35 CENTER WING STOP | Model 3500 (shown) | |
| 29. | 586-490H | 40 CENTER WING STOPS | Model 4000 | |
| 30. | 802-051C | HHCS 5/8-11X1 1/2 GR5 | | |
| 31. | 804-022C | WASHER LOCK SPRING 5/8 PLT | | |
| 32. | 803-021C | NUT HEX 5/8-11 PLT | | |
| 33. | 805-081C | PIN HITCH 3/4 X 4 3/8 | | Rev. 2 |
| 33. | 805-364C | PIN HITCH 3/4 X 3 | Replaced by 805-081C | Rev. 1 |
| 34. | 586-487H | 35 REAR WING STOP | Model 3500 (shown) | |
| 34. | 586-491H | 40 REAR WING STOPS | Model 4000 | |
| 35. | 806-079C | U-BOLT 5/8-11 X 3 1/32 X 5 1/2 | | |
| 36. | 596-329D | SMV POST | | |
| 37. | 818-055C | DECAL SLOW MOVING-GALV. BACKED | | |
| 38. | 801-005C | SCREW PAN HD 1/4-20 X 3/4 | | |
| 39. | 804-006C | WASHER LOCK SPRING 1/4 PLT | | |
| 40. | 803-006C | NUT-HEX 1/4-20 PLT | | |

Table of Contents Part Number Index

Hitch Assembly 2400-3000 (S/N C1020H-)

(Applies to 2400TM, 3000TM only)



42225

Hitch Assembly 2400-3000 (S/N C1020H-)

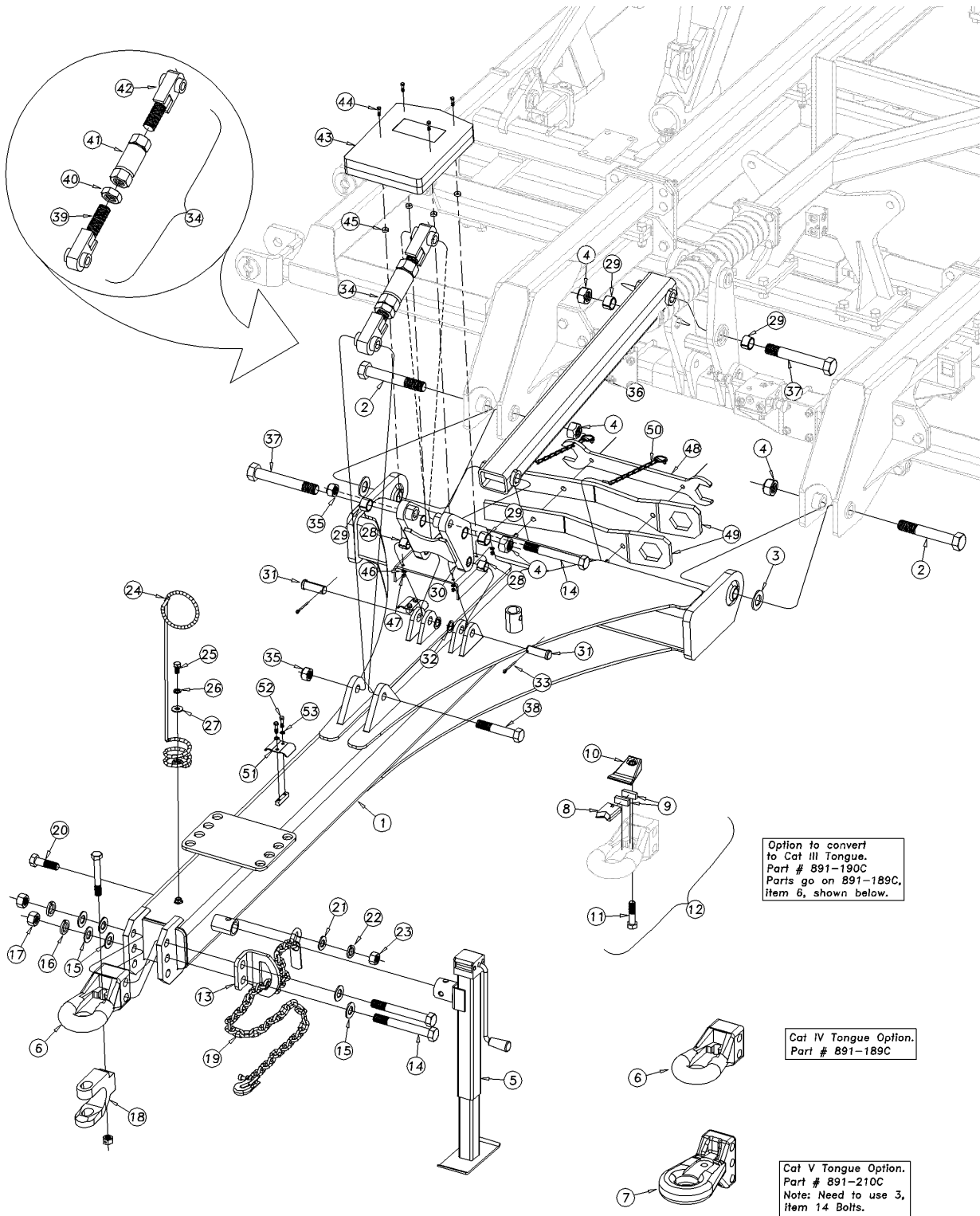
(Applies to 2400TM, 3000TM only)

| Ref | Part No. | Part Description | Comments | Revision |
|------------|-----------------|--------------------------------|---|-----------------|
| | dwg42225 | Image No. | | |
| 1. | 586-289H | HITCH FRAME | | |
| 2. | 802-748C | HHCS 1 1/4-7X8 GR8 PLT | | |
| 3. | 804-039C | WASHER FLAT 1 1/4 SAE PLT | | |
| 4. | 803-314C | NUT HEX TOP LOCK 1 1/4-7 PLT | | |
| 5. | 890-977C | SQUARE SCREW JACK 5000LBS. | | |
| 6. | 891-189C | HITCH BASE - CAT III & IV | | |
| 7. | 891-210C | CAT V PERFECT HITCH | | |
| 8. | PPI-203VR | V-BLOCK | | |
| 9. | PPI-205H | CUSHION | | |
| 10. | PPI-302V | TOP PLATE - CAT 3 | | |
| 11. | 802-383C | HHCS 3/4-10X3 GR5 | | |
| 12. | 586-241V | HITCH TONGUE CAT III ASSEMBLY | Includes items 6, 8-11. | |
| 13. | 556-236D | SAFETY CHAIN SUPPORT | | |
| 14. | 802-859C | HHCS 1-8X8 GR8 PLT SPTH | | |
| 15. | 804-029C | WASHER FLAT 1 SAE | | |
| 16. | 804-027C | WASHER LOCK SPRING 1 PLT | | |
| 17. | 803-031C | NUT HEX 1-8 PLT | | |
| 18. | 890-798C | HITCH CLEVIS W/BOLT | DO NOT use if tractor drawbar has hammer strap. Will not work with cat V. | |
| 19. | 566-170D | SAFETY CHAIN 20000 LB | | |
| 20. | 802-332C | HHCS 7/8-9X3 GR5 | | |
| 21. | 500-064D | WASHER - SAFETY CHAIN SA | | |
| 22. | 804-037C | WASHER LOCK SPRING 7/8 PLT | | |
| 23. | 803-049C | NUT HEX 7/8-9 PLT | | |
| 24. | 807-073C | SPRING HOSE LOOP HEAVY | | |
| 25. | 802-258C | HHCS 1/2-13X1 GR5 | | |
| 26. | 804-015C | WASHER LOCK SPRING 1/2 PLT | | |
| 27. | 804-017C | WASHER FLAT 1/2 USS PLT | | |
| 28. | 890-005C | BUSHING CYL 1 1/4 X 1 X 1 | | |
| 29. | 890-011C | BUSHING SPINDLE 1 1/2X1 1/4X1 | | |
| 30. | 586-314H | H - BRACKET | | |
| 31. | 805-134C | PIN CLEVIS 1 X 2 29/64 USABLE | | |
| 32. | 804-192C | WASHER MACH 1.5X1.00X.075 | | |
| 33. | 805-058C | PIN COTTER 3/16 X 2 | | |
| 34. | 556-119S | LEVEL TURNBUCKLE | | |
| 35. | 803-168C | NUT HEX TOP LOCK 1-8 PLT | | |
| 36. | 586-293H | FRONT SHORT LEVEL BAR | | |
| 37. | 576-145D | HHCS 1 1/4-7X8 1/2 GR8 SPTH | | |
| 38. | 805-360C | PIN 1 X 4 1/2 USEABLE | | |
| 39. | 556-170H | TURNBUCKLE SUB ASSY RH THREAD | | |
| 40. | 803-210C | NUT HEX JAM 1 1/2-12 PLT | | |
| 41. | 556-171H | TURNBUCKLE SUB ASSY | | |
| 42. | 556-169H | TURNBUCKLE SUB ASSY LH THREAD | | |
| 43. | 817-516C | MANUAL PAK 1" W/GASKET | | |
| 44. | 802-005C | HHCS 1/4-20X1 GR5 | | |
| 45. | 817-042C | MINI END WHEEL PRESS WHEEL | | |
| 46. | 804-006C | WASHER LOCK SPRING 1/4 PLT | | |
| 47. | 803-006C | NUT-HEX 1/4-20 PLT | | |
| 48. | 810-512C | HYD BYPASS /w WT. TRANS REDUCT | | |
| 49. | 802-131C | HHCS 5/16-18X3 GR5 | | |
| 50. | 804-009C | WASHER LOCK SPRING 5/16 PLT | | |
| 51. | 803-008C | NUT HEX 5/16-18 PLT | | |
| 52. | 810-116C | COUNTERBALANCE VALVE MAN. T.T. | | |
| 53. | 802-279C | HHCS 5/16-18X4 GR5 | | |
| 54. | 810-599C | LOCK VALVE | | |
| 55. | 802-152C | HHCS 1/4-20X2 GR5 | | |

Table of Contents Part Number Index

Hitch Assembly 1200-4000 (S/N C1021H+)

(Applies to 1200TM, 1500TM, 1800TM, 2400TM, 3000TM, 3500TM, 4000TM only)



42343

Table of Contents Part Number Index

Hitch Assembly 1200-4000 (S/N C1021H+)

(Applies to 1200TM, 1500TM, 1800TM, 2400TM, 3000TM, 3500TM, 4000TM only)

| Ref | Part No. | Part Description | Comments | Revision |
|-----|-----------|--------------------------------|---|----------|
| | dwg42343 | Image No. | | |
| 1. | 586-384H | HITCH FRAME 1800TM | Models 1200-1800 | |
| 1. | 586-289H | HITCH FRAME | Models 2400-4000 (shown) | |
| 2. | 802-748C | HHCS 1 1/4-7X8 GR8 PLT | | |
| 3. | 804-039C | WASHER FLAT 1 1/4 SAE PLT | | |
| 4. | 803-314C | NUT HEX TOP LOCK 1 1/4-7 PLT | | |
| 5. | 890-977C | SQUARE SCREW JACK 5000LBS. | | |
| 6. | 891-189C | HITCH BASE - CAT III & IV | | |
| 7. | 891-210C | CAT V PERFECT HITCH | | |
| 8. | PPI-203VR | V-BLOCK | | |
| 9. | PPI-205H | CUSHION | | |
| 10. | PPI-302V | TOP PLATE - CAT 3 | | |
| 11. | 802-383C | HHCS 3/4-10X3 GR5 | | |
| 12. | 586-241V | HITCH TONGUE CAT III ASSEMBLY | Includes items 6, 8-11. | |
| 13. | 556-236D | SAFETY CHAIN SUPPORT | | |
| 14. | 802-859C | HHCS 1-8X8 GR8 PLT SPTH | | |
| 15. | 804-029C | WASHER FLAT 1 SAE | | |
| 16. | 804-027C | WASHER LOCK SPRING 1 PLT | | |
| 17. | 803-031C | NUT HEX 1-8 PLT | | |
| 18. | 890-798C | HITCH CLEVIS W/BOLT | DO NOT use if tractor drawbar has hammer strap. Will not work with cat V. | |
| 19. | 566-169D | SAFETY CHAIN 16100 LB | Models 1200-1800 | |
| 19. | 566-170D | SAFETY CHAIN 20000 LB | Models 2400-3000 | |
| 19. | 586-811D | 30,000LB AG SAFETY CHAIN | Models 3500-4000 | |
| 20. | 802-332C | HHCS 7/8-9X3 GR5 | | |
| 21. | 804-134C | WASHER FLAT 7/8 USS PLT | | |
| 22. | 804-037C | WASHER LOCK SPRING 7/8 PLT | | |
| 23. | 803-049C | NUT HEX 7/8-9 PLT | | |
| 24. | 807-073C | SPRING HOSE LOOP HEAVY | | |
| 25. | 802-258C | HHCS 1/2-13X1 GR5 | | |
| 26. | 804-015C | WASHER LOCK SPRING 1/2 PLT | | |
| 27. | 804-017C | WASHER FLAT 1/2 USS PLT | | |
| 28. | 890-005C | BUSHING CYL 1 1/4 X 1 X 1 | | |
| 29. | 890-011C | BUSHING SPINDLE 1 1/2X1 1/4X1 | | |
| 30. | 586-314H | H - BRACKET | | |
| 31. | 805-134C | PIN CLEVIS 1 X 2 29/64 USABLE | | |
| 32. | 804-192C | WASHER MACH 1.5X1.00X.075 | | |
| 33. | 805-058C | PIN COTTER 3/16 X 2 | | |
| 34. | 556-119S | LEVEL TURNBUCKLE | | |
| 35. | 803-168C | NUT HEX TOP LOCK 1-8 PLT | | |
| 36. | 586-293H | FRONT SHORT LEVEL BAR | | |
| 37. | 576-145D | HHCS 1 1/4-7X8 1/2 GR8 SPTH | | |
| 38. | 802-715C | HHB 1-8X6 GR8 PLT SPTH | | Rev. 2 |
| 38. | 802-205C | HHCS 1-8X5 1/2 GR5 | Replaced by 802-715C | Rev. 1 |
| 39. | 556-170H | TURNBUCKLE SUB ASSY RH THREAD | | |
| 40. | 803-210C | NUT HEX JAM 1 1/2-12 PLT | | |
| 41. | 556-171H | TURNBUCKLE SUB ASSY | | |
| 42. | 556-169H | TURNBUCKLE SUB ASSY LH THREAD | | |
| 43. | 817-516C | MANUAL PAK 1" W/GASKET | | |
| 44. | 802-005C | HHCS 1/4-20X1 GR5 | | |
| 45. | 817-042C | MINI END WHEEL PRESS WHEEL | | |
| 46. | 804-006C | WASHER LOCK SPRING 1/4 PLT | | |
| 47. | 803-006C | NUT-HEX 1/4-20 PLT | | |
| 48. | 586-158D | TRNBCKLE WRENCH 2 5/16-1 15/16 | | |
| 49. | 556-296D | GANG WRENCH 1 3/4 | | |
| 50. | 805-442C | PIN LYNCH 3/16 W/COTTER/CHAIN | | |
| 51. | 502-068D | HYD HOSE CLAMP BRACKET | | |

[Table of Contents](#) [Part Number Index](#)

Hitch Assembly 1200-4000 (S/N C1021H+) (continued)

(Applies to 1200TM, 1500TM, 1800TM, 2400TM, 3000TM, 3500TM, 4000TM only)

| Ref | Part No. | Part Description | Comments | Revision |
|------------|-----------------|-----------------------------|---|-----------------|
| 52. | 802-705C | HHCS 5/16-18X5/8 | Single set of Hoses | |
| 52. | 802-010C | HHCS 5/16-18X1 1/4 GR5 | Double set of Hoses | |
| 52. | 802-138C | HHCS 5/16-18X2 1/4 GR5 | Triple set of Hoses | Rev. 2 |
| 52. | 802-115C | HHCS 5/16-18X2 GR5 | Triple set of Hoses Replaced by 802-138C | Rev. 1 |
| 53. | 804-009C | WASHER LOCK SPRING 5/16 PLT | | |

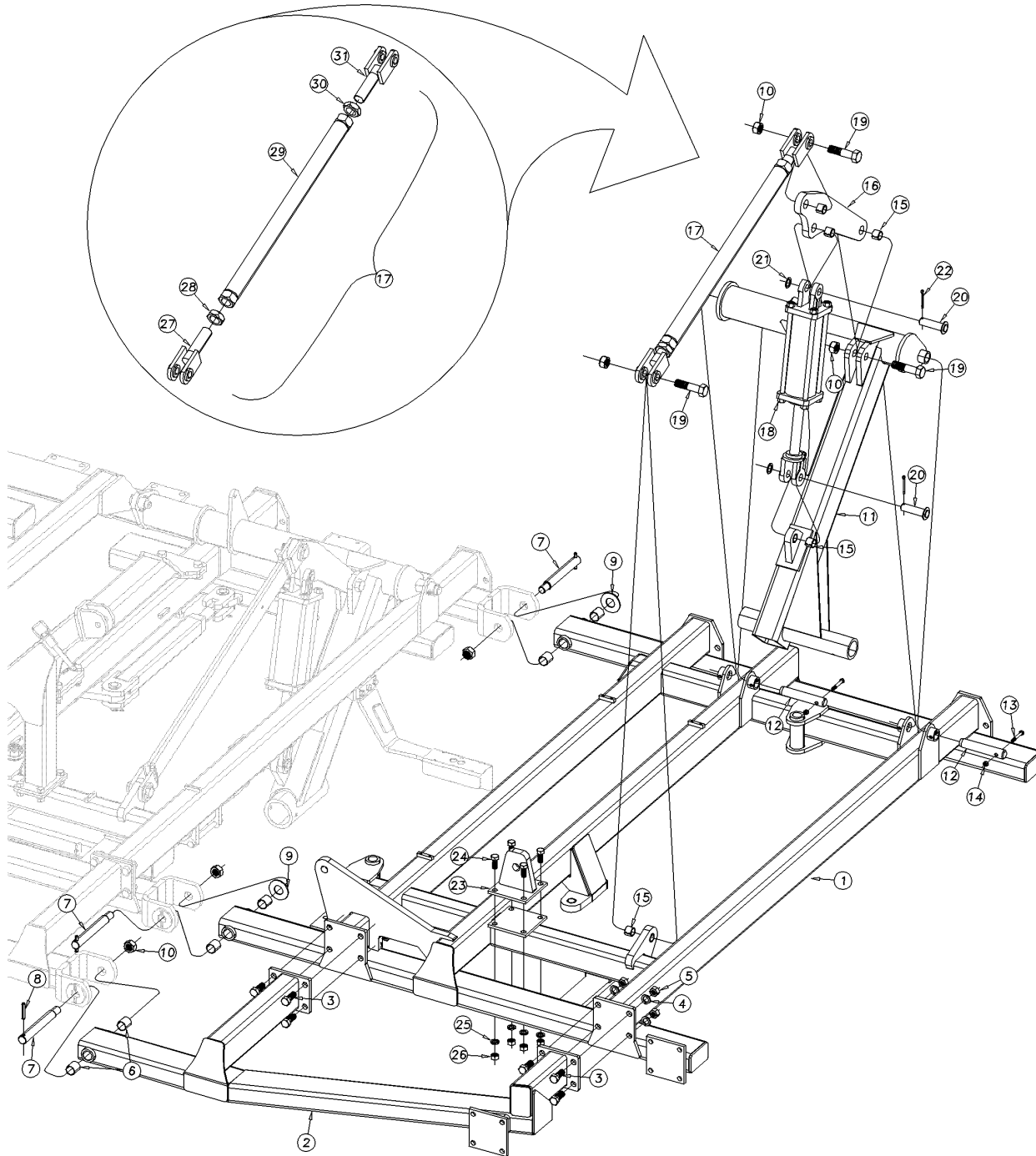
Hitch Assembly 1200-4000 (S/N C1021H+) (continued)

(Applies to 1200TM, 1500TM, 1800TM, 2400TM, 3000TM, 3500TM, 4000TM only)

This Page Intentionally Left Blank

Wing & Lift Assembly 1800-3000, 4000(Outside Wing)

(Applies to 1800TM, 2400TM, 3000TM, 4000TM only)



42344

Wing & Lift Assembly 1800-3000, 4000(Outside Wing)

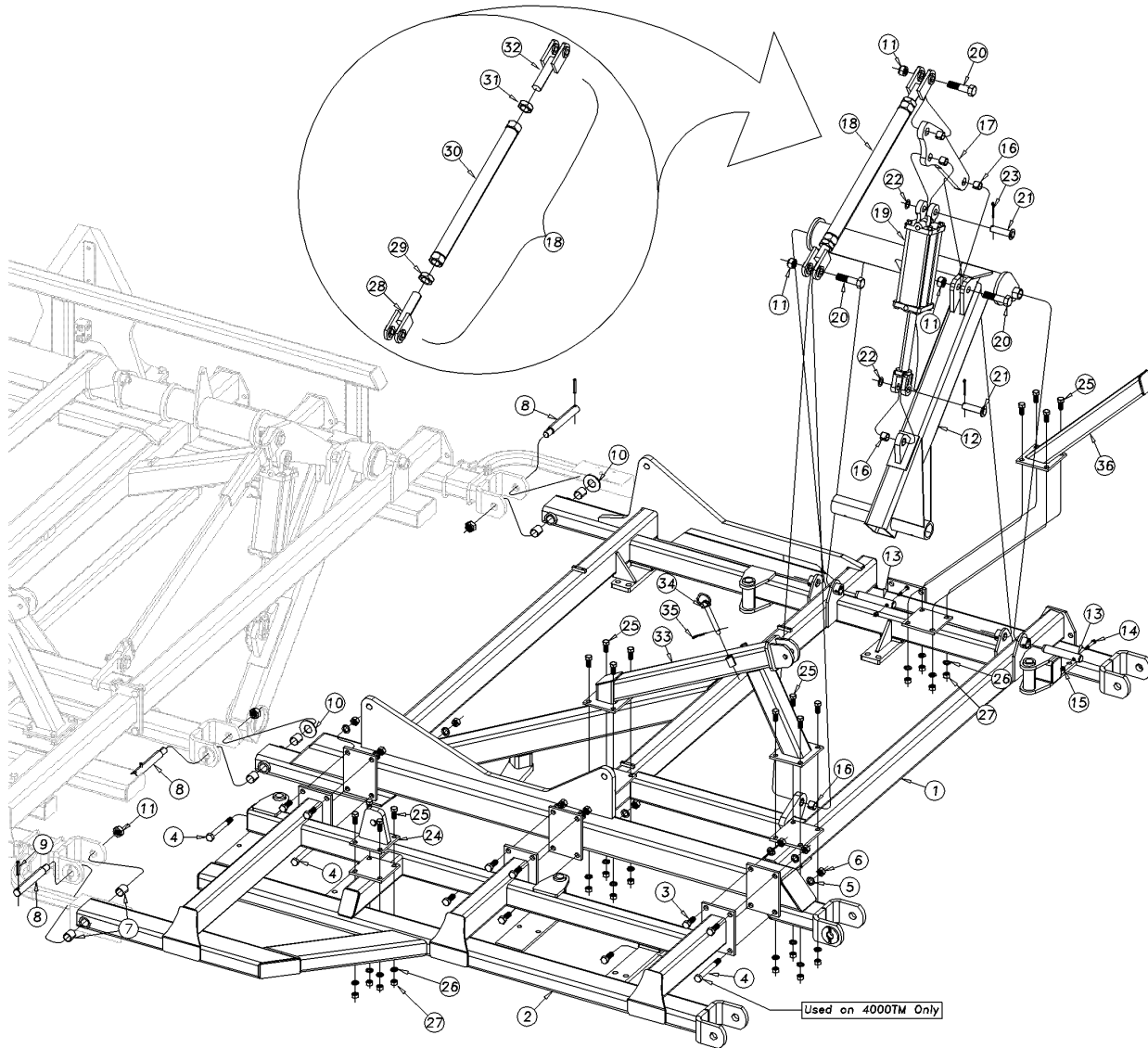
(Applies to 1800TM, 2400TM, 3000TM, 4000TM only)

| Ref | Part No. | Part Description | Comments | Revision |
|------------|-----------------|--------------------------------|--|-----------------|
| | dwg42344 | Image No. | | |
| 1. | 586-376H | WING 1800TM LEFT HAND | Models 1800 & 4000 | |
| 1. | 586-375H | WING 1800TM RIGHT HAND | Models 1800 & 4000 | |
| 1. | 586-284H | 2400TMX LEFT WING | Models 2400 (shown) | |
| 1. | 586-283H | 2400TMX RIGHT WING | Models 2400 | |
| 1. | 586-272H | 3000TMX LEFT WING | Models 3000 | |
| 1. | 586-262H | 3000TMX RIGHT WING | Models 3000 | |
| 2. | 586-380H | WING BRACE BAR LH 1800TM | Models 1800 & 4000 | |
| 2. | 586-383H | WING BRACE BAR RH 1800TM | Models 1800 & 4000 | |
| 2. | 586-286H | TM WING BRACE BAR LH | Models 2400 & 3000 (shown) | |
| 2. | 586-287H | TM WING BRACE BAR RH | Models 2400 & 3000 | |
| 3. | 802-064C | HHCS 3/4-10X2 GR5 | | |
| 4. | 804-023C | WASHER LOCK SPRING 3/4 PLT | | |
| 5. | 803-027C | NUT HEX 3/4-10 PLT | | |
| 6. | 817-922C | SLEEVE BEARING 1.25IDX1.50L | | |
| 7. | 586-588D | HINGE PIN TURBO MAX | | |
| 8. | 805-441C | PIN SPIROL 3/8 X 2 1/2 PLATED | | |
| 9. | 804-035C | WASHER FLAT 1 1/4 USS PLT | | |
| 10. | 803-316C | NUT HEX LOCK 1-8 PLT | | |
| 11. | 586-382H | 1800TM WING TQ TUBE LH | Models 1800 & 4000 | |
| 11. | 586-381H | 1800TM WING TQ TUBE RH | Models 1800 & 4000 | |
| 11. | 586-249H | LH WHEEL ARM 2400 TMX | Models 2400 (shown) | |
| 11. | 586-248H | RH WHEEL ARM 2400 TMX | Models 2400 | |
| 11. | 586-247H | LH WHEEL ARM 3000TMX | Models 3000 | |
| 11. | 586-245H | RH TQ TUBE - 3000TMX | Models 3000 | |
| 12. | 805-349C | PIN HINGE 1 1/4X7 HRDN PLT | | |
| 13. | 802-623C | HHCS 3/8-16X2 1/4 GR8 SP THD | | |
| 14. | 803-123C | NUT HEX TOP LOCK 3/8-16 PLT | | |
| 15. | 890-005C | BUSHING CYL 1 1/4 X 1 X 1 | | |
| 16. | 586-541D | CYL MOUNT PLATE | | |
| 17. | 586-295S | WING WHEEL TURNBUCKLES | Includes items 27-31 | |
| 18. | 810-588C | CYL REP 3.50X10X1.25 ROD (TIE) | Models 1800 Refer to "Hydraulic Cylinder" for breakdown | |
| 18. | 810-502C | CYL REP 3.75X10X1.38 ROD (TIE) | Models 2400, 3000 & 4000 Refer to "Hydraulic Cylinder" for breakdown | |
| 19. | 802-073C | HHCS 1-8X4 GR5 | | |
| 20. | 805-396C | PIN CLEVIS 1 X 3 1/8 USABLE | | |
| 21. | 804-192C | WASHER MACH 1.5X1.00X.075 | | |
| 22. | 805-058C | PIN COTTER 3/16 X 2 | | |
| 23. | 586-297H | WING STOP BRACKET | | |
| 24. | 802-051C | HHCS 5/8-11X1 1/2 GR5 | | |
| 25. | 804-022C | WASHER LOCK SPRING 5/8 PLT | | |
| 26. | 803-021C | NUT HEX 5/8-11 PLT | | |
| 27. | 560-391H | TURNBUCKLE CLEVIS END 1 1/2-RH | | |
| 28. | 803-063C | NUT HEX JAM 1 1/2-6 PLT | | |
| 29. | 586-258H | TURNBUCKLE | | |
| 30. | 803-364C | NUT HEX JAM 1 1/2-6 LH THD PLT | | |
| 31. | 560-392H | TURNBUCKLE CLEVIS END 1 1/2-LH | | |

[Table of Contents](#) [Part Number Index](#)

Wing & Lift Assembly 3500-4000

(Applies to 3500TM, 4000TM only)



42839

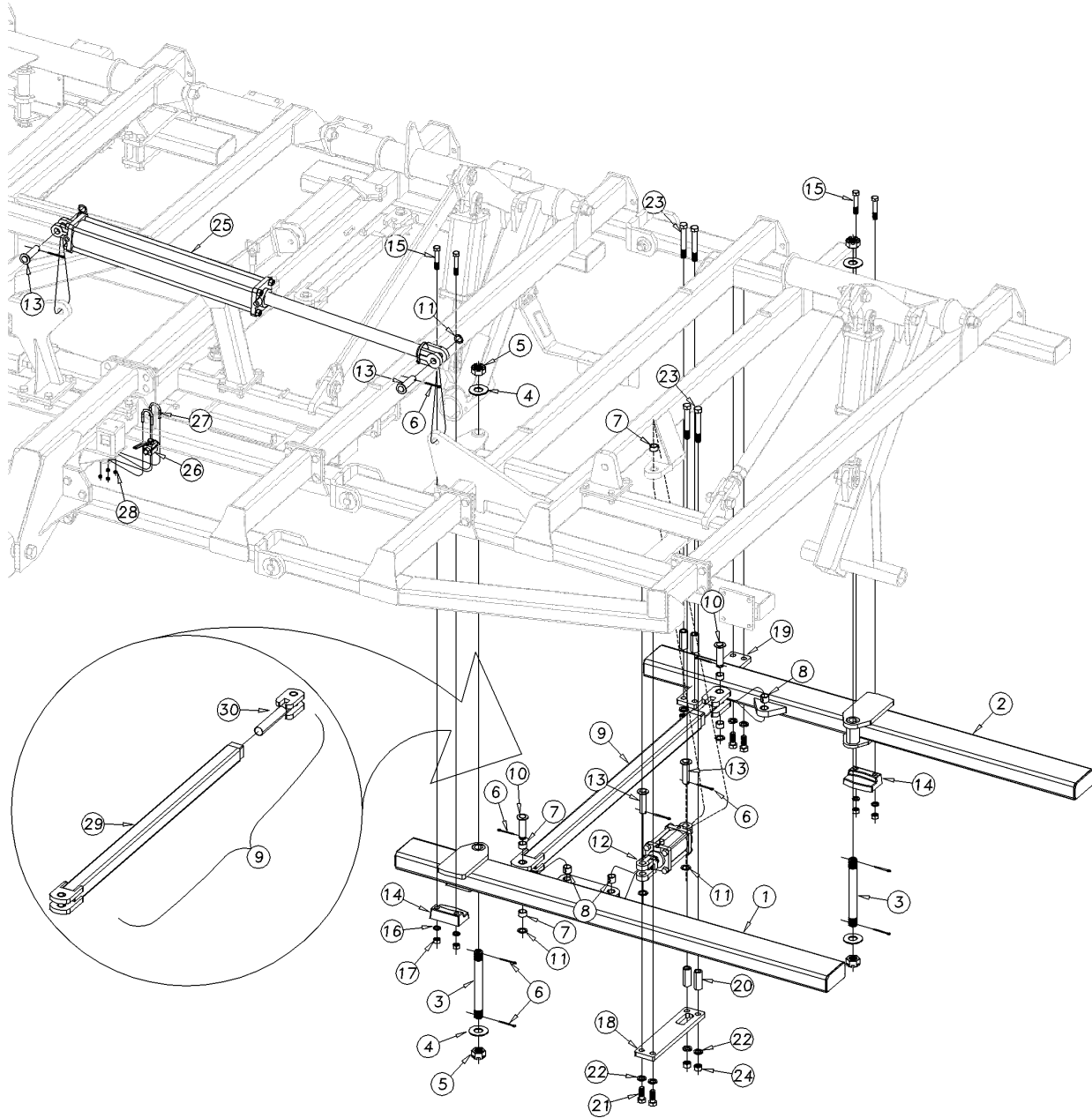
Wing & Lift Assembly 3500-4000

(Applies to 3500TM, 4000TM only)

| Ref | Part No. | Part Description | Comments | Revision |
|------------|-----------------|--------------------------------|----------------------|-----------------|
| | dwg42839 | Image No. | | |
| 1. | 586-485H | WING 4000 IN LEFT HAND | Model 4000TM (shown) | |
| 1. | 586-484H | WING 4000 IN RIGHT HAND | Model 4000TM | |
| 1. | 586-480H | WING 3500 LEFT HAND | Model 3500TM | |
| 1. | 586-479H | WING 3500 RIGHT HAND | Model 3500TM | |
| 2. | 589-450H | 40 WING BRACE BAR LH | Model 4000TM (shown) | |
| 2. | 589-451H | 40 WING BRACE BAR RH | Model 4000TM | |
| 2. | 589-448H | 35 WING BRACE BAR LH | Model 3500TM | |
| 2. | 589-449H | 35 WING BRACE BAR RH | Model 3500TM | |
| 3. | 802-064C | HHCS 3/4-10X2 GR5 | | |
| 4. | 802-095C | HHCS 3/4-10X7 GR5 | | |
| 5. | 804-023C | WASHER LOCK SPRING 3/4 PLT | | |
| 6. | 803-027C | NUT HEX 3/4-10 PLT | | |
| 7. | 817-922C | SLEEVE BEARING 1.25IDX1.50L | | |
| 8. | 586-588D | HINGE PIN TURBO MAX | | |
| 9. | 805-441C | PIN SPIROL 3/8 X 2 1/2 PLATED | | |
| 10. | 804-035C | WASHER FLAT 1 1/4 USS PLT | | |
| 11. | 803-316C | NUT HEX LOCK 1-8 PLT | | |
| 12. | 586-247H | LH WHEEL ARM 3000TM | (shown) | |
| 12. | 586-245H | RH WHEEL ARM 3000TM | | |
| 13. | 805-349C | PIN HINGE 1 1/4X7 HRDN PLT | | |
| 14. | 802-623C | HHCS 3/8-16X2 1/4 GR8 SP THD | | |
| 15. | 803-123C | NUT HEX TOP LOCK 3/8-16 PLT | | |
| 16. | 890-005C | BUSHING CYL 1 1/4 X 1 X 1 | | |
| 17. | 586-541D | CYL MOUNT PLATE | | |
| 18. | 586-446S | WING WHEEL TURNBUCKLE | Includes items 28-32 | |
| 19. | 810-517C | CYL REP 4.25X10X1.50 ROD (TIE) | | |
| 20. | 802-073C | HHCS 1-8X4 GR5 | | |
| 21. | 805-396C | PIN CLEVIS 1 X 3 1/8 USABLE | | |
| 22. | 804-192C | WASHER MACH 1.5X1.00X.075 | | |
| 23. | 805-058C | PIN COTTER 3/16 X 2 | | |
| 24. | 586-297H | WING STOP BRACKET | | |
| 25. | 802-051C | HHCS 5/8-11X1 1/2 GR5 | | |
| 26. | 804-022C | WASHER LOCK SPRING 5/8 PLT | | |
| 27. | 803-021C | NUT HEX 5/8-11 PLT | | |
| 28. | 560-391H | TURNBUCKLE CLEVIS END 1 1/2-RH | | |
| 29. | 803-063C | NUT HEX JAM 1 1/2-6 PLT | | |
| 30. | 586-442H | TURNBUCKLE TUBE WELDMENT | | |
| 31. | 803-364C | NUT HEX JAM 1 1/2-6 LH THD PLT | | |
| 32. | 560-392H | TURNBUCKLE CLEVIS END 1 1/2-LH | | |
| 33. | 589-453H | 40 OUTSIDE WING STOP FRONT | Model 4000TM only | |
| 34. | 805-081C | PIN HITCH 3/4 X 4 3/8 | | Rev. 2 |
| 34. | 805-364C | PIN HITCH 3/4 X 3 | Replaced by 805-081C | Rev, 1 |
| 35. | 805-143C | PIN HAIR COTTER .120 PLT | | |
| 36. | 589-452H | 40 OUTSIDE WING STOP REAR | Model 4000TM only | |

Wing Gang Bar & Fold Assembly 1800-2400

(Applies to 1800TM, 2400TM only)



42345

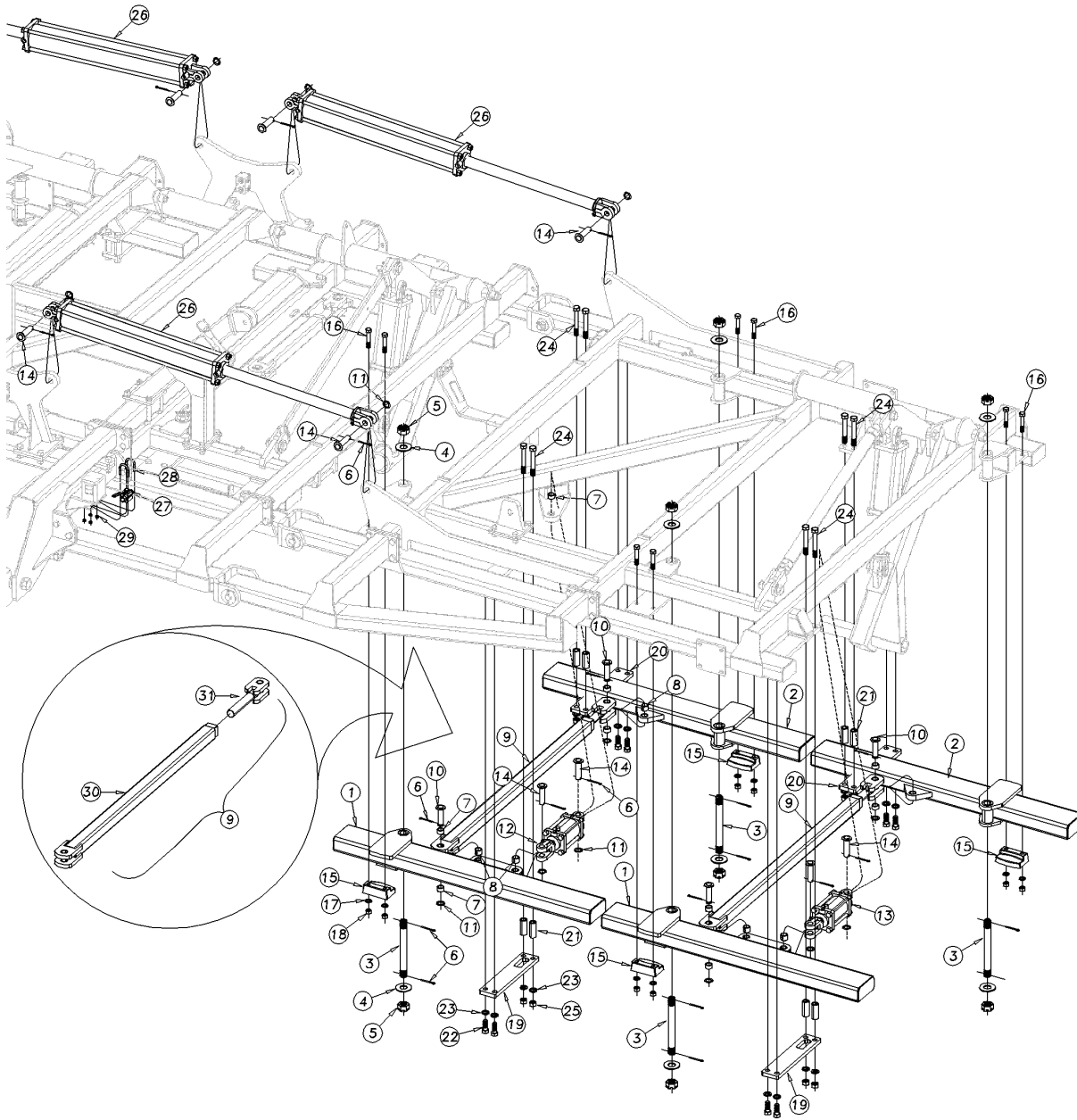
Wing Gang Bar & Fold Assembly 1800-2400

(Applies to 1800TM, 2400TM only)

| Ref | Part No. | Part Description | Comments | Revision |
|------------|-----------------|---------------------------------|----------------------|-----------------|
| | dwg42345 | Image No. | | |
| 1. | 586-359H | 1800 LH FRONT GANG BAR | | |
| 1. | 586-362H | 1800 RH FRONT GANG BAR | | |
| 1. | 586-274H | 2400 WING GANG BAR LH FRONT | (shown) | |
| 1. | 586-276H | 2400 WING GANG BAR RH FRONT | | |
| 2. | 586-360H | 1800 LH REAR GANG BAR | | |
| 2. | 586-361H | 1800 RH REAR GANG BAR | | |
| 2. | 586-273H | 2400 WING GANG BAR LH REAR | (shown) | |
| 2. | 586-275H | 2400 WING GANG BAR RH REAR | | |
| 3. | 586-589D | BOLT 1 1/4 X 12 1/8 | | |
| 4. | 804-035C | WASHER FLAT 1 1/4 USS PLT | | |
| 5. | 803-079C | NUT HEX SLOTTED 1 1/4 - 7 | | |
| 6. | 805-058C | PIN COTTER 3/16 X 2 | | |
| 7. | 890-143C | 1 1/4 X 1 X 3/4 HDR BUSHING | | |
| 8. | 890-005C | BUSHING CYL 1 1/4 X 1 X 1 | | |
| 9. | 586-298S | TURNBUCKLE ASSEMBLY | Includes items 29-30 | |
| 10. | 805-351C | PIN CLEVIS 1 X 3 1/4 USABLE | | |
| 11. | 804-192C | WASHER MACH 1.5X1.00X.075 | | |
| 12. | 810-740C | CYL REP 3.50X2.5X1.25 ROD (TIE) | | |
| 13. | 805-396C | PIN CLEVIS 1 X 3 1/8 USABLE | | |
| 14. | 812-402CP | BRACKET | | |
| 15. | 802-162C | HHCS 5/8-11X3 1/2 GR5 | | |
| 16. | 804-022C | WASHER LOCK SPRING 5/8 PLT | | |
| 17. | 803-021C | NUT HEX 5/8-11 PLT | | |
| 18. | 586-544D | PLATE TORCHED | | Rev. 1 |
| 19. | 586-543D | PLATE TORCHED | | |
| 20. | 586-542D | TUBE RND | | Rev. 1 |
| 21. | 802-064C | HHCS 3/4-10X2 GR5 | | |
| 22. | 804-023C | WASHER LOCK SPRING 3/4 PLT | | |
| 23. | 802-070C | HHCS 3/4-10X6 GR5 | | |
| 24. | 803-027C | NUT HEX 3/4-10 PLT | | |
| 25. | 810-490C | CYL 4X24X2 TIE 34.63 CL 3000# | Models 1800 | |
| 25. | 810-638C | CYL 4X30X2 TIE 40.63 CL 3000# | Models 2400 | |
| 26. | 810-737C | VALVE, TWO WAY, 3/4 FORB | | |
| 27. | 806-136C | U-BOLT 5/16-18 X 1 3/8 X2 3/16 | | Rev. 2 |
| 27. | 806-152C | U-BOLT 1/4-20 X 1.125 X 2 RND | Replaced by 806-136C | Rev. 1 |
| 28. | 803-166C | NUT HEX TOP LOCK 5/16-18 PLT | | Rev. 2 |
| 28. | 804-006C | WASHER LOCK SPRING 1/4 PLT | Replaced by 803-166C | Rev. 1 |
| 28. | 803-006C | NUT-HEX 1/4-20 PLT | Replaced by 803-166C | Rev. 1 |
| 29. | 586-254H | TURNBUCKLE | | |
| 30. | 586-257H | TURNBUCKLE END | | |

Wing Gang Bar & Fold Assembly3000

(Applies to 3000TM only)



42346

Wing Gang Bar & Fold Assembly3000

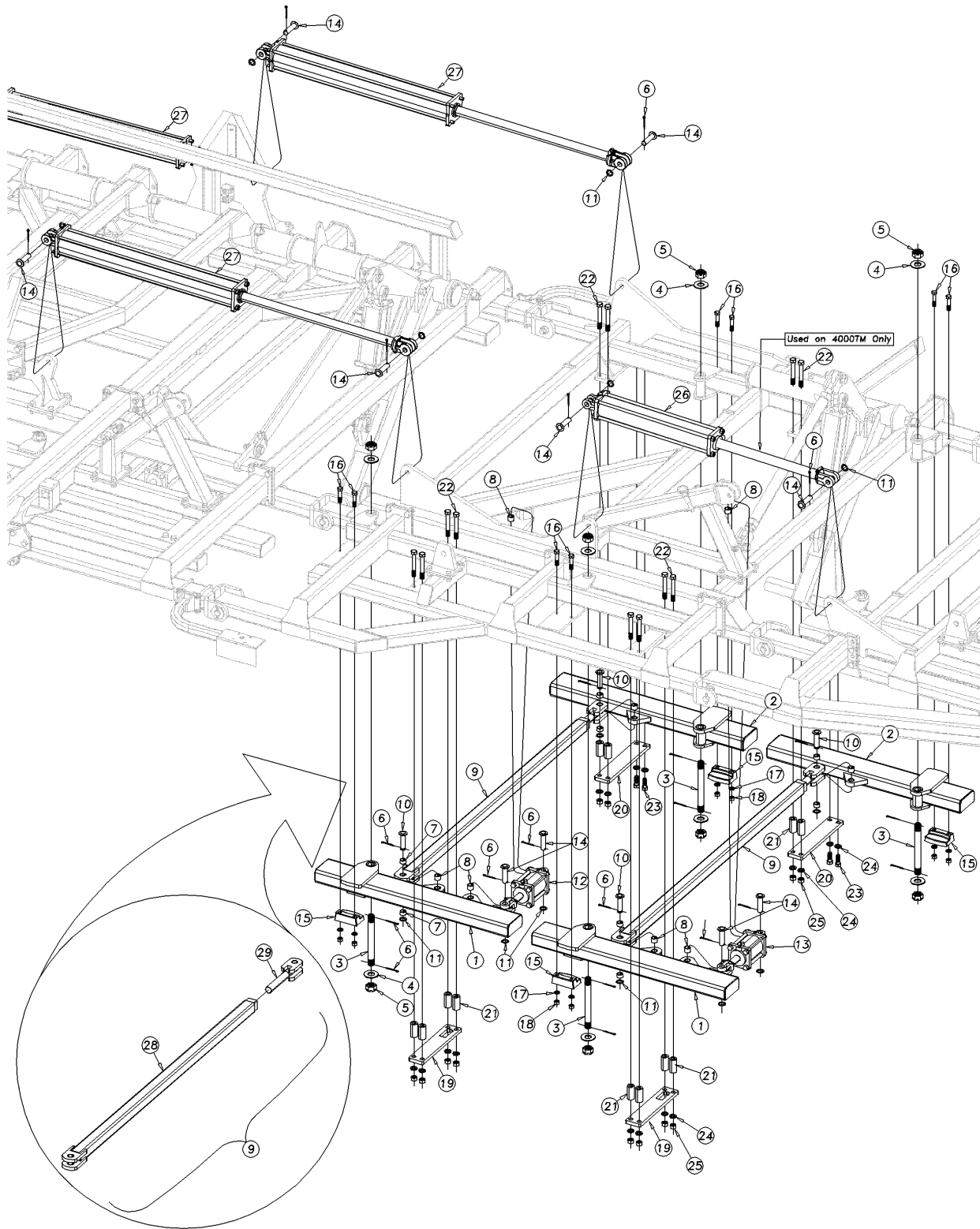
(Applies to 3000TM only)

| Ref | Part No. | Part Description | Comments | Revision |
|------------|-----------------|---------------------------------|----------------------|-----------------|
| | dwg42346 | Image No. | | |
| 1. | 586-277H | 3000 WING GANG BAR LH FRONT | (shown) | |
| 1. | 586-278H | 3000 WING GANG BAR RH FRONT | | |
| 2. | 586-279H | 3000 WING GANG BAR LH REAR | (shown) | |
| 2. | 586-280H | 3000 WING GANG BAR RH REAR | | |
| 3. | 586-589D | BOLT 1 1/4 X 12 1/8 | | |
| 4. | 804-035C | WASHER FLAT 1 1/4 USS PLT | | |
| 5. | 803-079C | NUT HEX SLOTTED 1 1/4 - 7 | | |
| 6. | 805-058C | PIN COTTER 3/16 X 2 | | |
| 7. | 890-143C | 1 1/4 X 1 X 3/4 HDR BUSHING | | |
| 8. | 890-005C | BUSHING CYL 1 1/4 X 1 X 1 | | |
| 9. | 586-298S | TURNBUCKLE ASSEMBLY | Includes items 30-31 | |
| 10. | 805-351C | PIN CLEVIS 1 X 3 1/4 USABLE | | |
| 11. | 804-192C | WASHER MACH 1.5X1.00X.075 | | |
| 12. | 810-740C | CYL REP 3.50X2.5X1.25 ROD (TIE) | | |
| 13. | 810-741C | CYL REP 3.25X2.5X1.25 ROD (TIE) | | |
| 14. | 805-396C | PIN CLEVIS 1 X 3 1/8 USABLE | | |
| 15. | 812-402C | BRACKET | | |
| 16. | 802-162C | HHCS 5/8-11X3 1/2 GR5 | | |
| 17. | 804-022C | WASHER LOCK SPRING 5/8 PLT | | |
| 18. | 803-021C | NUT HEX 5/8-11 PLT | | |
| 19. | 586-544D | PLATE TORCHED | | Rev. 1 |
| 20. | 586-543D | PLATE TORCHED | | |
| 21. | 586-542D | TUBE RND | | Rev. 1 |
| 22. | 802-064C | HHCS 3/4-10X2 GR5 | | |
| 23. | 804-023C | WASHER LOCK SPRING 3/4 PLT | | |
| 24. | 802-070C | HHCS 3/4-10X6 GR5 | | |
| 25. | 803-027C | NUT HEX 3/4-10 PLT | | |
| 26. | 810-638C | CYL 4X30X2 TIE 40.63 CL 3000# | | |
| 27. | 810-737C | VALVE, TWO WAY, 3/4 FORB | | |
| 28. | 806-136C | U-BOLT 5/16-18 X 1 3/8 X2 3/16 | | Rev. 2 |
| 28. | 806-152C | U-BOLT 1/4-20 X 1.125 X 2 RND | Replaced by 806-136C | Rev. 1 |
| 29. | 803-166C | NUT HEX TOP LOCK 5/16-18 PLT | | Rev. 2 |
| 29. | 804-006C | WASHER LOCK SPRING 1/4 PLT | Replaced by 803-166C | Rev. 1 |
| 29. | 803-006C | NUT-HEX 1/4-20 PLT | Replaced by 803-166C | Rev. 1 |
| 30. | 586-254H | TURNBUCKLE | | |
| 31. | 586-257H | TURNBUCKLE END | | |

Table of Contents Part Number Index

Wing Gang Bar & Fold Assembly 3500-4000

(Applies to 3500TM, 4000TM only)



42840

Wing Gang Bar & Fold Assembly 3500-4000

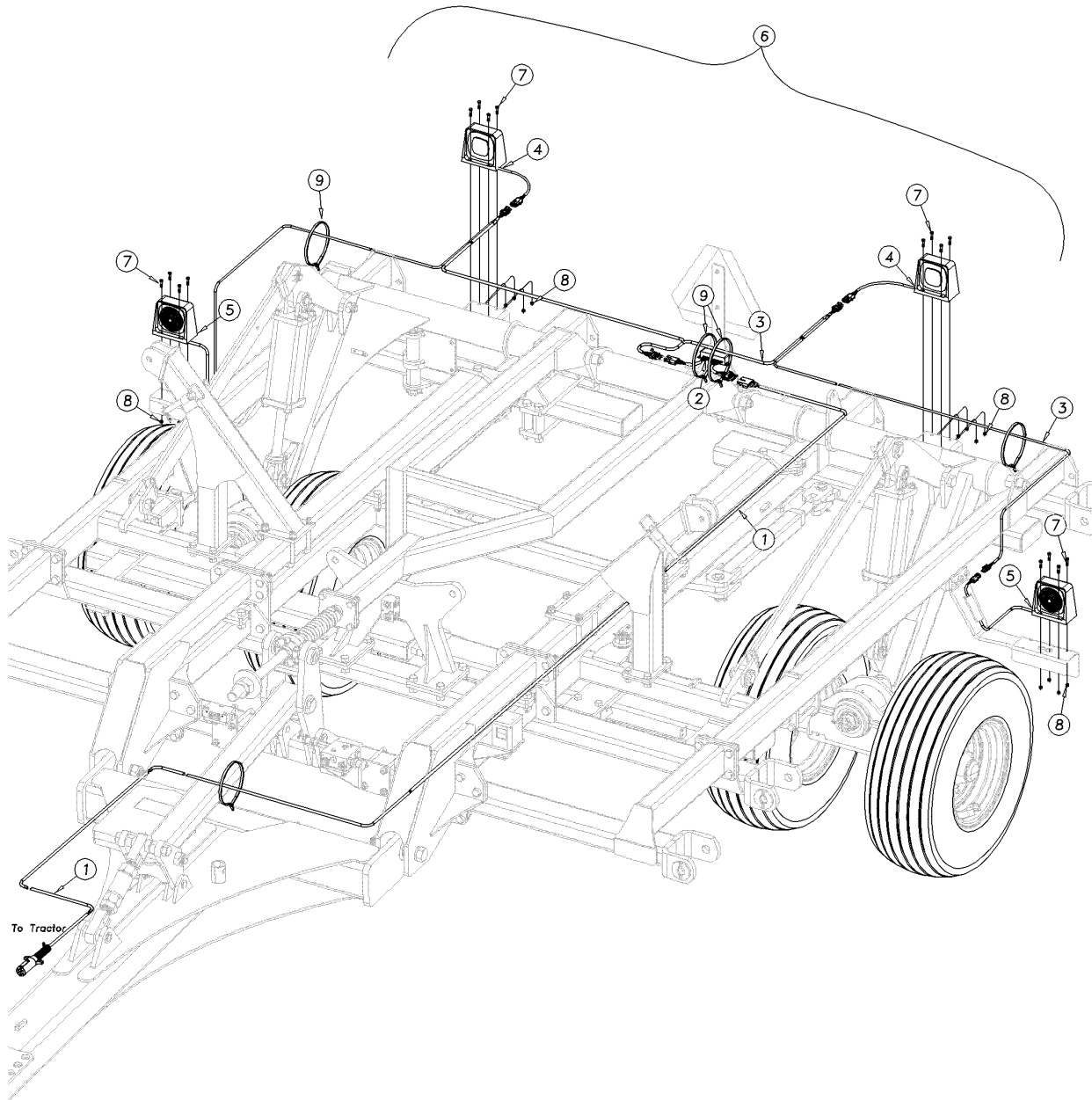
(Applies to 3500TM, 4000TM only)

| Ref | Part No. | Part Description | Comments | Revision |
|-----|----------|---------------------------------|----------------------|----------|
| | dwg42840 | Image No. | | |
| 1. | 586-472H | 35 WING GANG BAR LH FRT | Model 3500 | |
| 1. | 586-470H | 35 WING GANG BAR RH FRT | Model 3500 | |
| 1. | 586-476H | 40 IN WING GANG BAR LH FRT | Model 4000 (shown) | |
| 1. | 586-474H | 40 IN WING GANG BAR RH FRT | Model 4000 | |
| 2. | 586-473H | 35 WING GANG BAR LH REAR | Model 3500 | |
| 2. | 586-471H | 35 WING GANG BAR RH REAR | Model 3500 | |
| 2. | 586-477H | 40 IN WING GANG BAR LH REAR | Model 4000 (shown) | |
| 2. | 586-475H | 40 IN WING GANG BAR RH REAR | Model 4000 | |
| 3. | 586-589D | BOLT 1 1/4 X 12 1/8 | | |
| 4. | 804-035C | WASHER FLAT 1 1/4 USS PLT | | |
| 5. | 803-079C | NUT HEX SLOTTED 1 1/4 - 7 | | |
| 6. | 805-058C | PIN COTTER 3/16 X 2 | | |
| 7. | 890-143C | 1 1/4 X 1 X 3/4 HDR BUSHING | | |
| 8. | 890-005C | BUSHING CYL 1 1/4 X 1 X 1 | | |
| 9. | 586-445S | TURNBUCKLE ASSEMBLY | Includes items 28-29 | |
| 10. | 805-351C | PIN CLEVIS 1 X 3 1/4 USABLE | | |
| 11. | 804-192C | WASHER MACH 1.5X1.00X.075 | | |
| 12. | 810-846C | CYL REP 3.75X2.5X1.38 ROD (TIE) | | |
| 13. | 810-845C | CYL REP 3.5X2.5X1.25 ROD (TIE) | | |
| 14. | 805-396C | PIN CLEVIS 1 X 3 1/8 USABLE | | |
| 15. | 812-402C | BRACKET | | |
| 16. | 802-162C | HHCS 5/8-11X3 1/2 GR5 | | |
| 17. | 804-022C | WASHER LOCK SPRING 5/8 PLT | | |
| 18. | 803-021C | NUT HEX 5/8-11 PLT | | |
| 19. | 586-544D | BOTTOM PLATE FRONT | | |
| 20. | 586-543D | BOTTOM PLATE REAR | | |
| 21. | 586-542D | TUBE RND | | |
| 22. | 802-070C | HHCS 3/4-10X6 GR5 | | |
| 23. | 802-064C | HHCS 3/4-10X2 GR5 | | |
| 24. | 804-023C | WASHER LOCK SPRING 3/4 PLT | | |
| 25. | 803-027C | NUT HEX 3/4-10 PLT | | |
| 26. | 810-490C | CYL 4X24X2 TIE 34.63 CL 3000# | Model 4000 only | |
| 27. | 810-844C | CYL 4.5X40X2 ROD (TIE ROD) | Model 3500 | |
| 27. | 810-773C | CYL 4.5X36X2 ROD (TIE) | Model 4000 | |
| 28. | 586-441H | TURNBUCKLE | | |
| 29. | 586-257H | TURNBUCKLE END | | |

[Table of Contents](#) [Part Number Index](#)

Lights 1200-2400 (3000 S/N C2033H-)

(Applies to 1200TM, 1500TM, 1800TM, 2400TM, 3000TM only)



42347

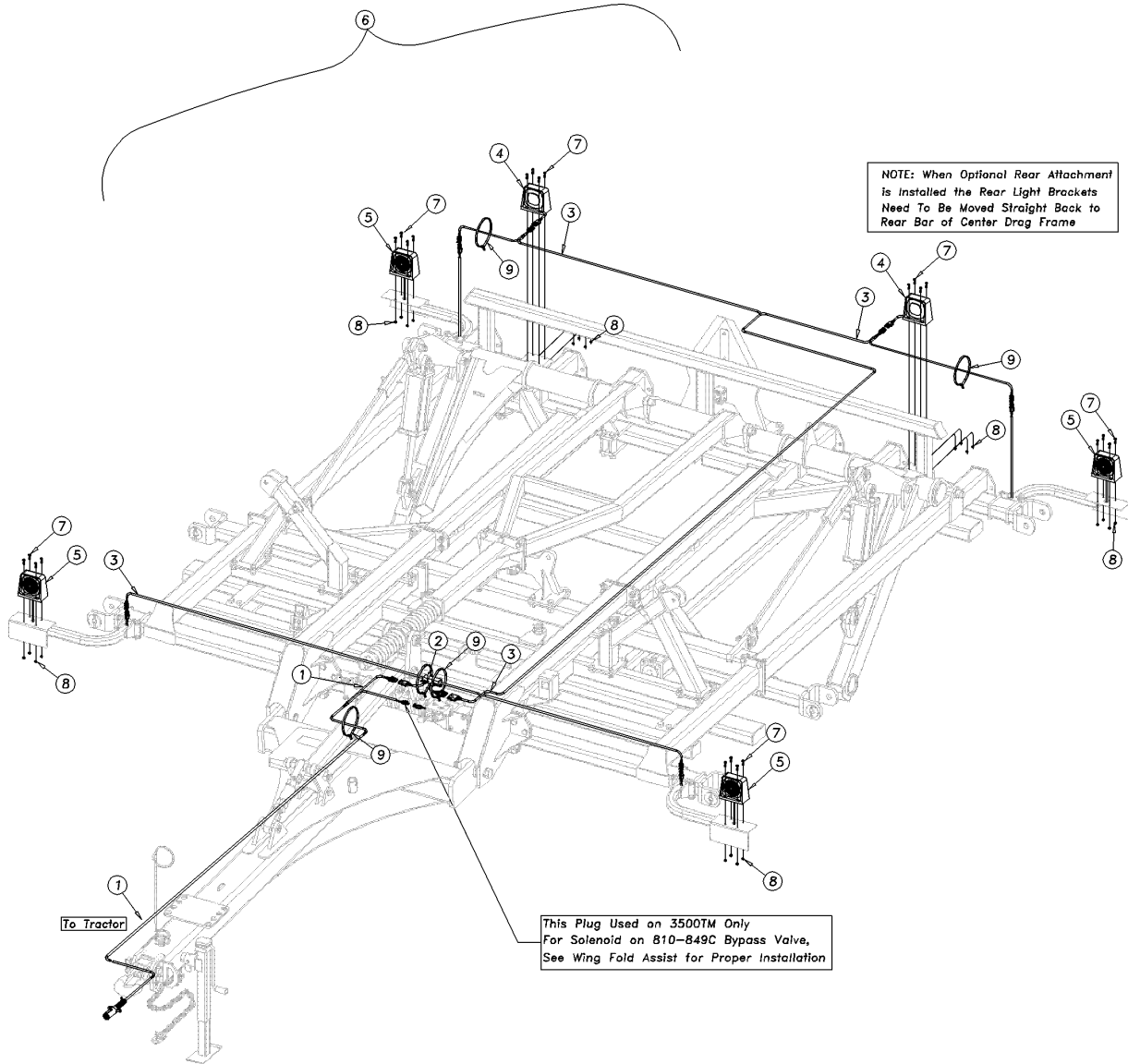
Lights 1200-2400 (3000 S/N C2033H-)

(Applies to 1200TM, 1500TM, 1800TM, 2400TM, 3000TM only)

| Ref | Part No. | Part Description | Comments | Revision |
|-----|----------|-------------------------------|-------------------------|----------|
| | dwg42347 | Image No. | | |
| 1. | 890-923C | LIGHT HARNESS, 30' LEAD | | |
| 2. | 890-924C | LIGHT HARNESS, ENHANCE MODULE | | |
| 3. | 890-925C | LIGHT HARNESS, WISHBONE | | |
| 4. | 890-926C | LIGHT HARNESS, RED LAMP | | |
| 5. | 890-927C | LIGHT HARNESS, AMBER LAMP | | |
| 6. | 890-901C | SAFETY LIGHT KIT | Includes Items 1 thru 5 | |
| 7. | 802-005C | HHCS 1/4-20X1 GR5 | | |
| 8. | 803-007C | NUT-LOCK 1/4-20 PLT | | |
| 9. | 800-112C | CABLE TIE .19X7.25 1.75D 50LB | | |

Lights (3000 S/N C2034+) 3500-4000

(Applies to 3000TM, 3500TM, 4000TM only)



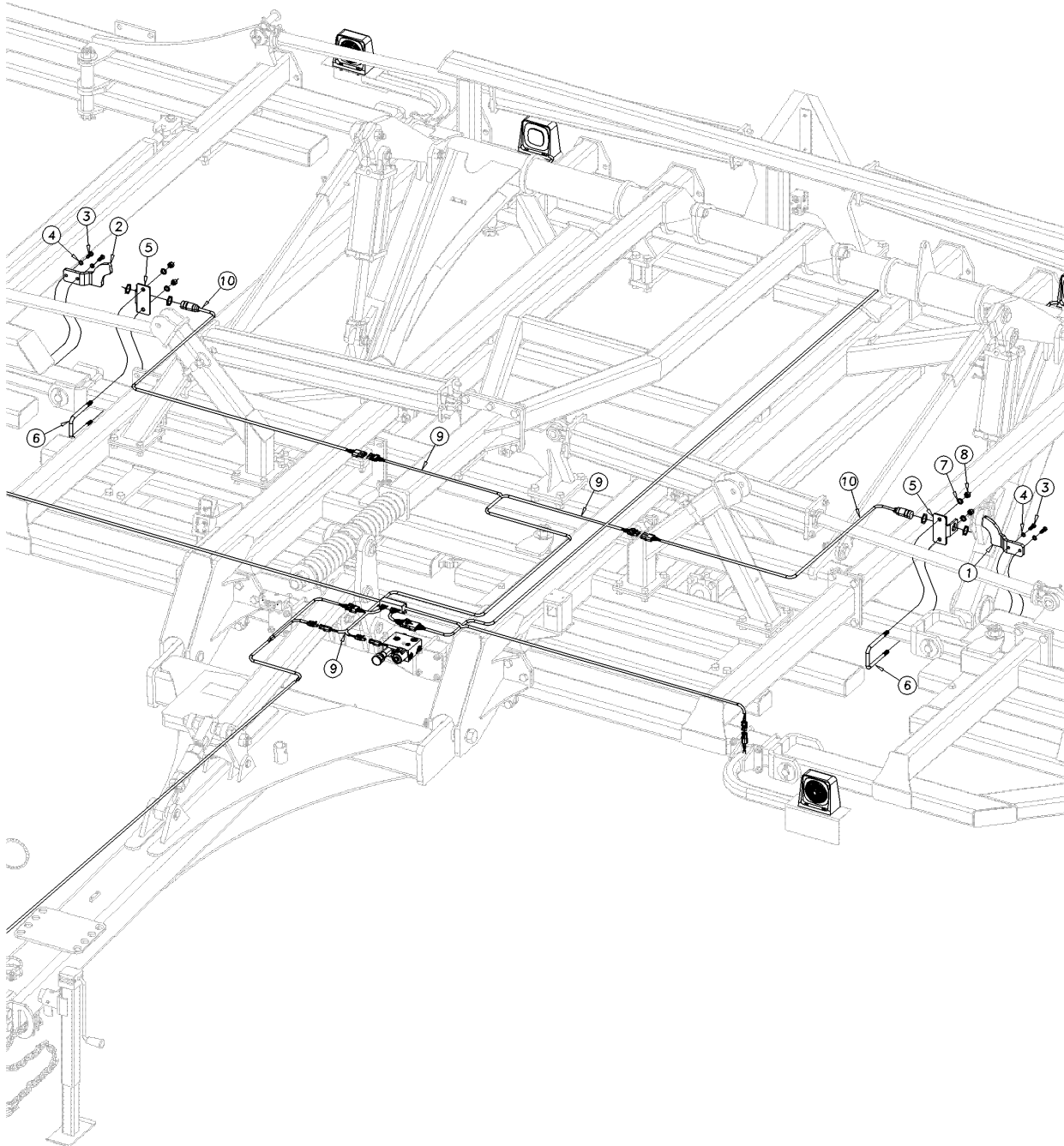
Lights (3000 S/N C2034+) 3500-4000

(Applies to 3000TM, 3500TM, 4000TM only)

| Ref | Part No. | Part Description | Comments | Revision |
|-----|----------|-------------------------------|-------------------------|----------|
| | dwg42841 | Image No. | | |
| 1. | 891-324C | LIGHT HARNESS - LEAD W/ VALVE | | |
| 2. | 890-924C | LIGHT HARNESS, ENHANCE MODULE | | |
| 3. | 891-325C | LIGHT HARNESS DUAL AMBER | | |
| 4. | 890-926C | LIGHT HARNESS, RED LAMP | | |
| 5. | 890-927C | LIGHT HARNESS, AMBER LAMP | | |
| 6. | 891-326C | SAFETY LIGHT KIT | Includes Items 1 thru 5 | |
| 7. | 802-005C | HHCS 1/4-20X1 GR5 | | |
| 8. | 803-007C | NUT-LOCK 1/4-20 PLT | | |
| 9. | 800-112C | CABLE TIE .19X7.25 1.75D 50LB | | |

Wing Fold Assist 3500

(Applies to 3500TM only)



42861

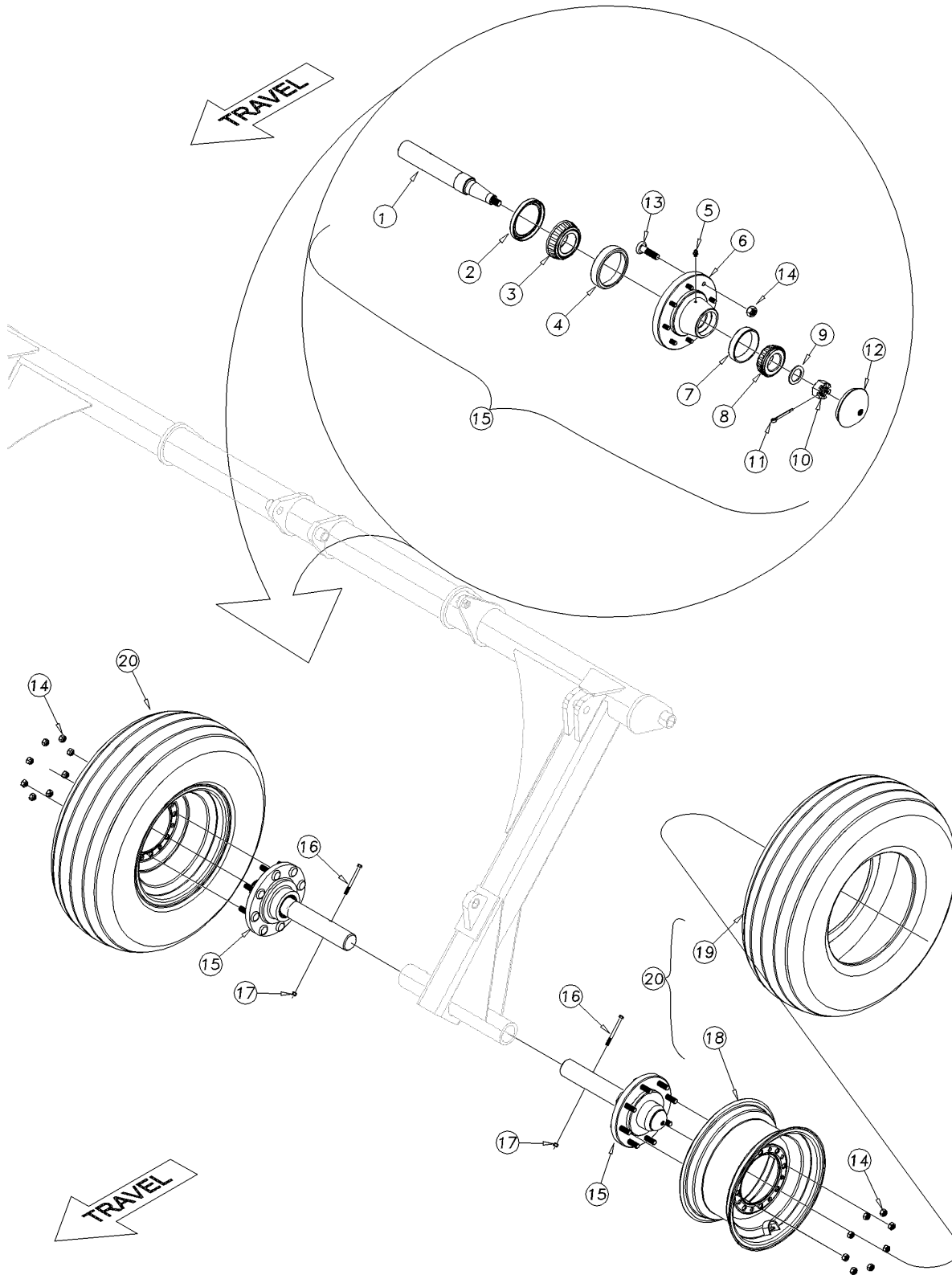
Wing Fold Assist 3500

(Applies to 3500TM only)

| Ref | Part No. | Part Description | Comments | Revision |
|------------|-----------------|----------------------------|-----------------|-----------------|
| | dwg42861 | Image No. | | |
| 1. | 586-818D | SENSOR ROCKER LH | | |
| 2. | 586-817D | SENSOR ROCKER RH | | |
| 3. | 802-017C | HHCS 3/8-16X1 GR5 | | |
| 4. | 804-013C | WASHER LOCK SPRING 3/8 PLT | | |
| 5. | 586-816D | PLATE - TORCHED | | |
| 6. | 806-122C | U-BOLT 1/2-13 X 3 1/32 X 6 | | |
| 7. | 804-015C | WASHER LOCK SPRING 1/2 PLT | | |
| 8. | 803-020C | NUT HEX 1/2-13 PLT | | |
| 9. | 891-327C | FOLD ASSIST KIT | | |
| 10. | 833-623C | PROXIMITY SENSOR | | |

Center Transport Assembly 1200-1500

(Applies to 1200TM, 1500TM only)



42796

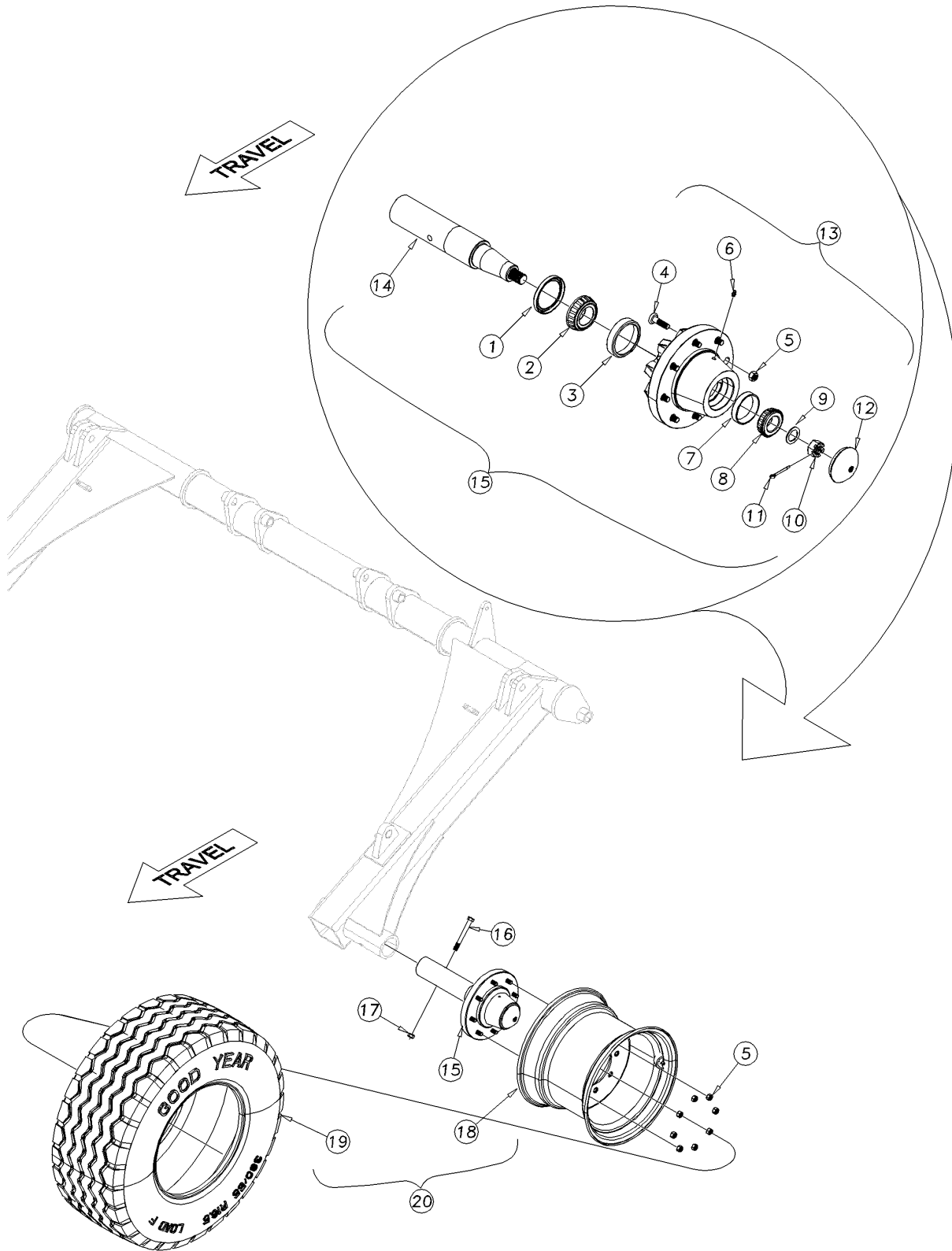
Center Transport Assembly 1200-1500

(Applies to 1200TM, 1500TM only)

| Ref | Part No. | Part Description | Comments | Revision |
|------------|-----------------|--------------------------------|--|-----------------|
| | dwg42796 | Image No. | | |
| 1. | 560-236D | AXLE SPINDLE 2.25X16.5 Q45-8B | | |
| 2. | 816-529C | HUB SEAL Q458 (TCM 223063TB-H) | | |
| 3. | 822-169C | BRG CONE 1.78ID LM603049 | | |
| 4. | 822-168C | BRG CUP 3.06OD LM603011 | | |
| 5. | 800-130C | ZERK GREASE STRAIGHT 1/8-27MPT | | |
| 6. | 815-229C | HUB 458 W/CUPS 8-BOLTS 8" BC | | |
| 7. | 822-020C | BEARING CUP LM-67010 | | |
| 8. | 822-021C | BEARING CONE LM-67048 | | |
| 9. | 804-008C | WASHER FLAT 3/4 HARD USS | | |
| 10. | 803-053C | NUT HEX SLOTTED 3/4-16 | | |
| 11. | 805-089C | PIN COTTER 5/32 X 1 1/2 LONG | | |
| 12. | 890-781C | GREASE CAP 2.448X1.12X.25 | | |
| 13. | 802-182C | HUB STUD 5/8-18X2 1/2 GR5 | | |
| 14. | 803-219C | NUT LUG 5/8-18 X 90 DEG PLT | | |
| 15. | 815-226C | HUB 8-BOLT SPNDL 2.25X16.5 458 | Include items 1-14 | |
| 16. | 802-882C | HHCS 5/16-18X3 1/2 GR8 | | |
| 17. | 803-166C | NUT HEX TOP LOCK 5/16-18 PLT | | |
| 18. | 814-222C | WHEEL 15X8 8 BOLT WHITE | Model 1200 | |
| 18. | 814-223C | WHEEL 15X10 8 BOLT WHITE | Model 1500 | |
| 19. | 814-031C | TIRE 11L-15SL 12 PLY TUBELESS | Model 1200 | |
| 19. | 814-247C | TIRE 12.5L X 15 12 PLY | Model 1500 | |
| 20. | 814-340C | TIRE/WHL 11LX15 12PLY 8BLT WHT | Include items 814-222C & 814-031C. Model 1200 | |
| 20. | 814-248C | TIRE/WHL 12.5LX15 12 PLY WHITE | Include items 814-223C & 814-247C. Model 1500 | |

Center Transport Assembly 1800

(Applies to 1800TM only)



42391

Center Transport Assembly 1800

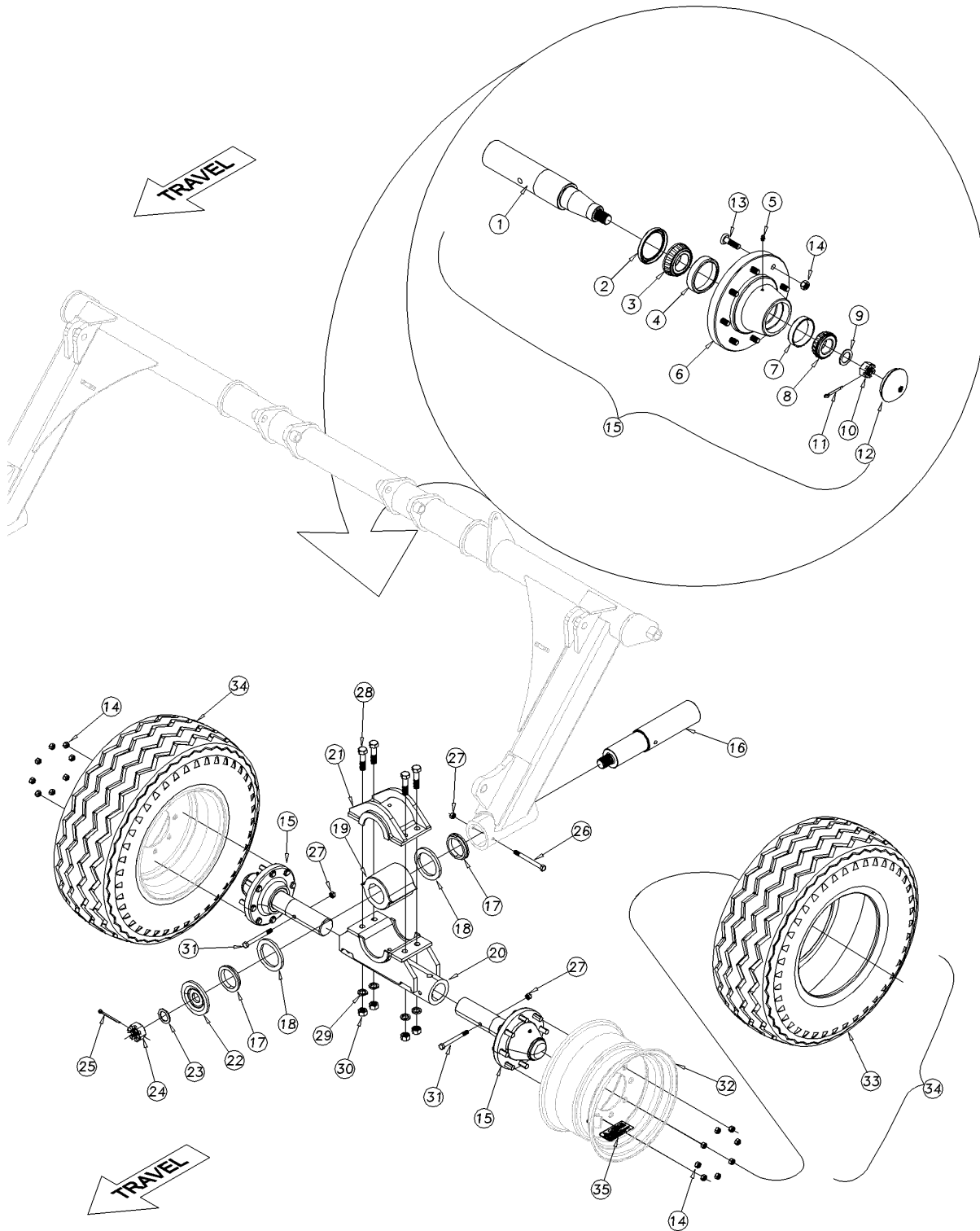
(Applies to 1800TM only)

| Ref | Part No. | Part Description | Comments | Revision |
|-----|----------|--------------------------------|---------------------|----------|
| | dwg42391 | Image No. | | |
| 1. | 816-595C | SEAL OIL TCM 27404PTA | | |
| 2. | 822-238C | BEARING CONE 387-AS | | |
| 3. | 822-107C | BRG CUP 3.81D 382A | | |
| 4. | 802-182C | HUB STUD 5/8-18X2 1/2 GR5 | | |
| 5. | 803-219C | NUT LUG 5/8-18 X 90 DEG PLT | | |
| 6. | 800-130C | ZERK GREASE STRAIGHT 1/8-27MPT | | |
| 7. | 822-053C | BRG CUP 2.89ODX.58WD #LM501310 | | |
| 8. | 822-048C | BRG CONE 1.62IDX.78WD#LM501349 | | |
| 9. | 148-404D | 1 HARDENED SPINDLE WASHER | | |
| 10. | 803-095C | NUT HEX SLOTTED 1-14 | | |
| 11. | 805-060C | PIN COTTER 7/32 X 2 | | |
| 12. | 890-277C | GREASE CAP 3.125 X .38 | | |
| 13. | 815-301C | HUB ASSEMBLY; 8-BOLT, 8000LBS | Includes items 1-12 | |
| 14. | 815-300C | AXLE SPINDLE 2.75X17.188 | | |
| 15. | 815-298C | HUB 8-BOLT SPINDLE 2.75X17Q758 | Include items 1-13 | |
| 16. | 802-413C | HHCS 1/2-13X4 1/2 GR5 | | |
| 17. | 803-342C | NUT HEX TOP LOCK 1/2-13 PLT | | |
| 18. | 814-291C | WHEEL 16.5X12 8BOLT 6PILOT WHT | | |
| 19. | 814-387C | TIRE TITAN 380/55R16.5 | | |
| 20. | 814-388C | TIRE/WHL 380/55R16.5 OFF WT | Items 18-19 | |

Table of Contents Part Number Index

Center Transport Assembly 2400 & (3000 S/N C1020H-)

(Applies to 2400TM, 3000TM only)



42229

Center Transport Assembly 2400 & (3000 S/N C1020H-)

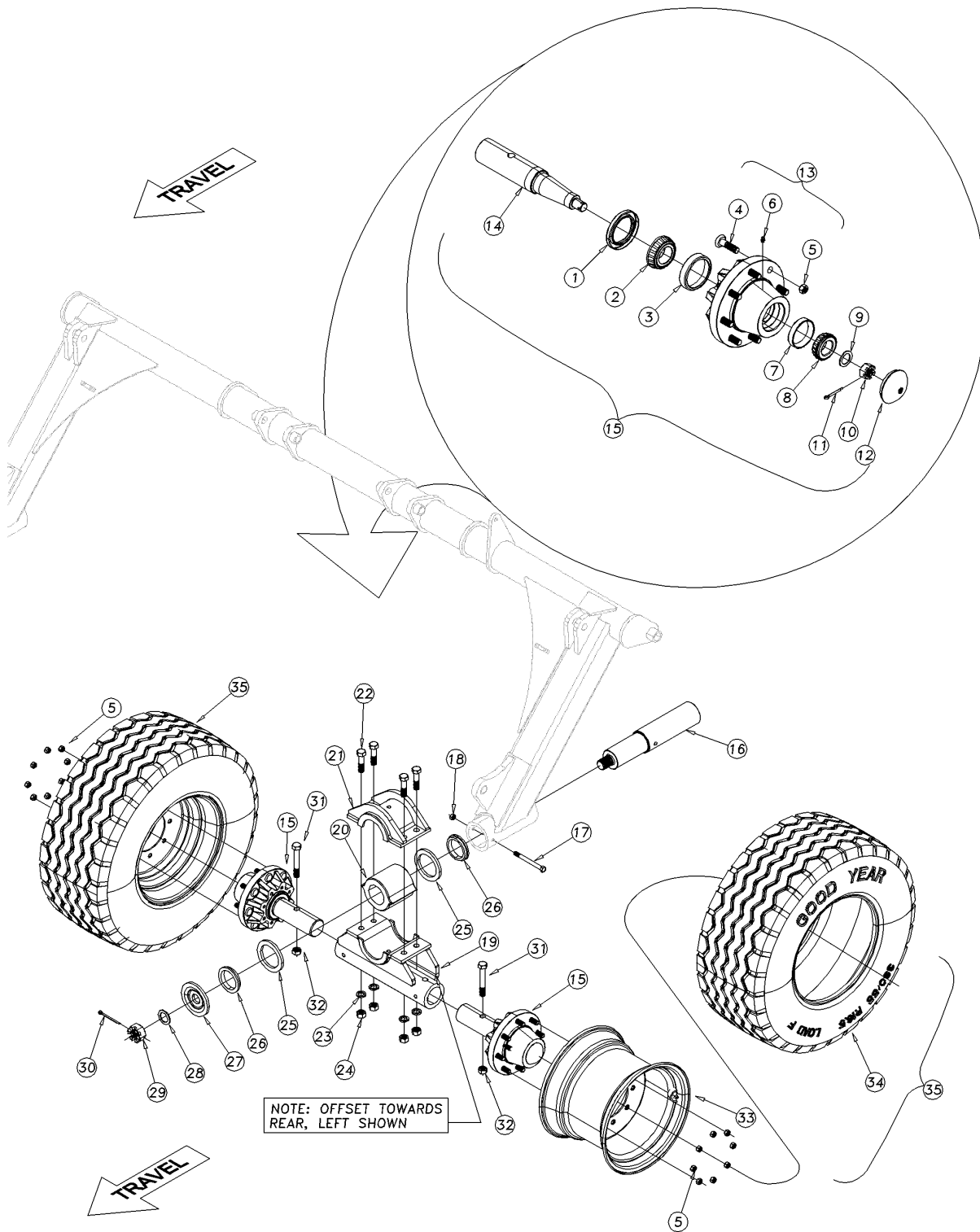
(Applies to 2400TM, 3000TM only)

| Ref | Part No. | Part Description | Comments | Revision |
|------------|-----------------|--------------------------------|---|-----------------|
| | dwg42229 | Image No. | | |
| 1. | 550-475D | AXLE SPINDLE 2.75X15.5 Q45-8B | | |
| 2. | 816-220C | SEAL OIL CR27362 3.75X2.75X.44 | | |
| 3. | 822-110C | BEARING CONE JLM506849 | | |
| 4. | 822-109C | BEARING CUP JLM506810 | | |
| 5. | 800-001C | GREASE ZERK STRAIGHT 1/4-28 | | |
| 6. | 815-164C | HUB 608 W/CUPS 8-BOLTS 8" BC | | |
| 7. | 822-053C | BRG CUP 2.89ODX.58WD #LM501310 | | |
| 8. | 822-048C | BRG CONE 1.62IDX.78WD#LM501349 | | |
| 9. | 148-404D | 1 HARDENED SPINDLE WASHER | | |
| 10. | 803-095C | NUT HEX SLOTTED 1-14 | | |
| 11. | 805-017C | PIN COTTER 3/16 X 1 3/4 PLT | | |
| 12. | 890-277C | GREASE CAP 3.125 X .38 | | |
| 13. | 802-182C | HUB STUD 5/8-18X2 1/2 GR5 | | |
| 14. | 803-219C | NUT LUG 5/8-18 X 90 DEG PLT | | |
| 15. | 815-302C | HUB 8-BLT SPNDL 2.75X14.63 608 | | |
| 16. | 566-148D | SPINDLE PIVOT TURBO-CHISEL | | |
| 17. | 586-391D | PLASTIC COLLAR | | |
| 18. | 586-390D | WEAR RING | | |
| 19. | 816-642C | RUBBER 5.18ODX3.04IDX5.12 | | |
| 20. | 586-294H | TORQUE TUBE WALKING BEAM | | |
| 21. | 586-173H | WALKING AXLE BRACKET | | |
| 22. | 566-149D | PIVOT SPINDLE WASHER | | |
| 23. | 804-063C | WASHER MACH 2.25 X 1.50 X 10GA | | |
| 24. | 803-239C | NUT HEX SLOTTED 1 1/2-12 PLT | | |
| 25. | 805-115C | PIN COTTER 1/4 X 3 PLT | | |
| 26. | 802-820C | HHCS 1/2-13X6 GR8 | | |
| 27. | 803-342C | NUT HEX TOP LOCK 1/2-13 PLT | | |
| 28. | 802-841C | HHCS 3/4-10X2 1/2 GR8 | | |
| 29. | 804-023C | WASHER LOCK SPRING 3/4 PLT | | |
| 30. | 803-027C | NUT HEX 3/4-10 PLT | | |
| 31. | 802-045C | HHCS 1/2-13X5 GR5 | | |
| 32. | 814-223C | WHEEL 15X10 8 BOLT WHITE | Models 2400 | |
| 33. | 814-356C | WHEEL 16.5X9.75 8BOLT 6PLT WHT | Models 3000 | |
| 33. | 814-227C | TIRE 12.5LX15 LOAD F | Models 2400 | |
| 33. | 814-276C | TIRE GALAXY 12.5LX16.5/G | Models 3000 | |
| 34. | 814-236C | TIRE/WHL 12.5LX15 LD F WHITE | Models 2400 (S/N C1020H-) (Includes items 814-223C & 814-227C) (Optional) | |
| 34. | 814-355C | TIRE/WHL 12.5LX16.5/G OFF WHT | Models 3000 (Models 2400 C1021+) (Includes items 814-356C & 814-276C) | |
| 35. | 838-890C | DECAL CAUTION TIRE 105 PSI | Used on 814-276C Galaxy Tire Only | |

Table of Contents Part Number Index

Center Transport Assembly (S/N C1021H+) 3000

(Applies to 3000TM only)



42393

Center Transport Assembly (S/N C1021H+) 3000

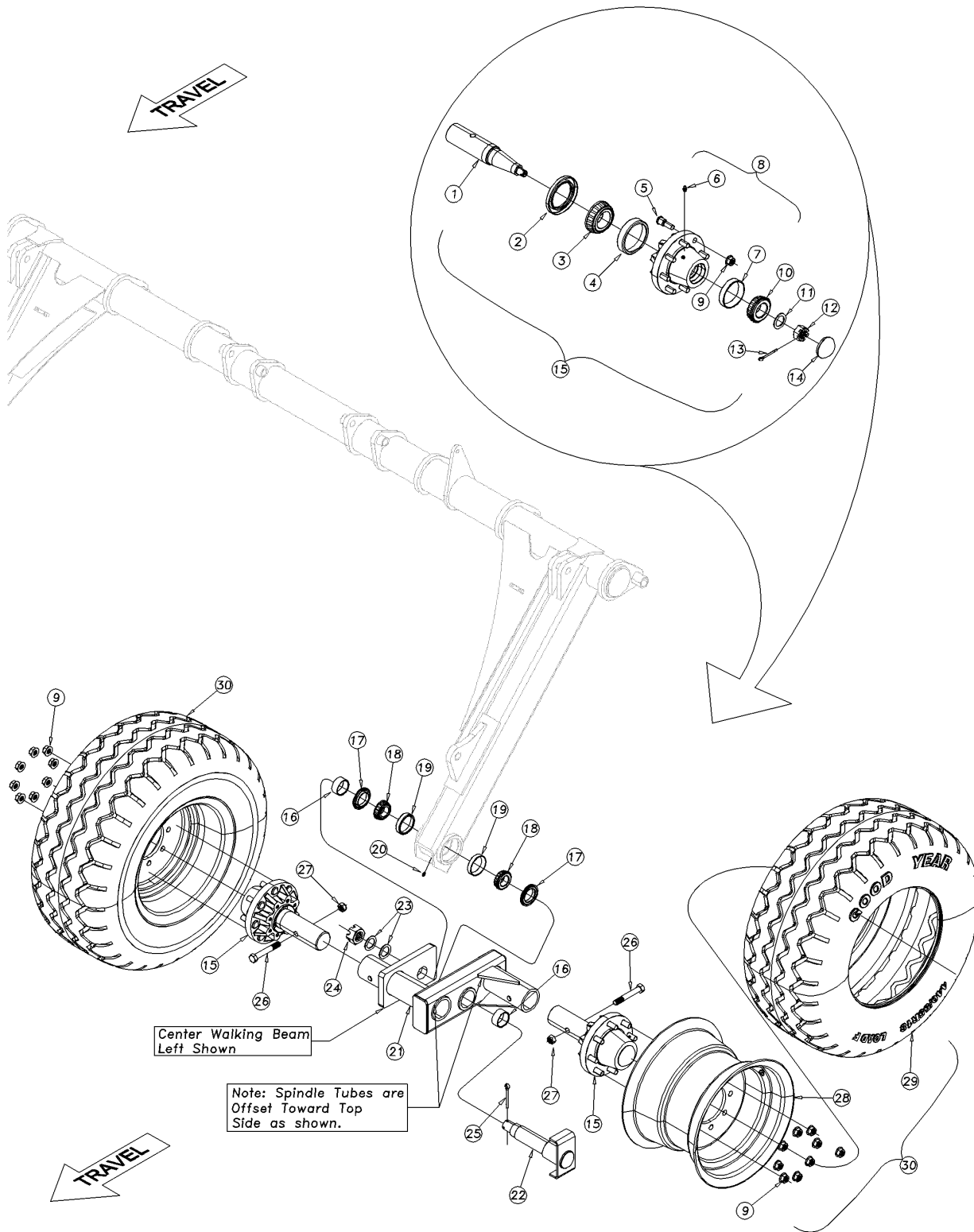
(Applies to 3000TM only)

| Ref | Part No. | Part Description | Comments | Revision |
|------------|-----------------|---------------------------------|---|-----------------|
| | dwg42393 | Image No. | | |
| 1. | 816-595C | OIL SEAL CR29968 | | |
| 2. | 822-238C | BEARING CONE 387-AS | | |
| 3. | 822-107C | BRG CUP 3.81D 382A | | |
| 4. | 802-182C | HUB STUD 5/8-18X2 1/2 GR5 | | |
| 5. | 803-219C | NUT LUG 5/8-18 X 90 DEG PLT | | |
| 6. | 800-130C | GREASE ZERK STRAIGHT 1/8-27NPT | | |
| 7. | 822-053C | BRG CUP 2.89ODX.58WD #LM501310 | | |
| 8. | 822-048C | BRG CONE 1.62IDX.78WD#LM501349 | | |
| 9. | 148-404D | 1 HARDENED SPINDLE WASHER | | |
| 10. | 803-095C | NUT HEX SLOTTED 1-14 | | |
| 11. | 805-060C | PIN COTTER 7/32 X 2 | | |
| 12. | 890-277C | GREASE CAP 3.125 X .38 | | |
| 13. | 815-301C | HUB ASSEMBLY; 8-BOLT, 8000LBS | Includes items 1-12 | |
| 14. | 815-313C | SPINDLE 2.75 X 16.29 | | |
| 15. | 815-314C | 8 BOLT HUB SPINDLE ASM 75-8 | Includes items 1-14 | |
| 16. | 566-148D | SPINDLE PIVOT TURBO-CHISEL | | |
| 17. | 802-820C | HHCS 1/2-13X6 GR8 | | |
| 18. | 803-342C | NUT HEX TOP LOCK 1/2-13 PLT | | |
| 19. | 586-426H | TORQUE TUBE WALKING BEAM LH | S/N C19110H+ | Rev. 2 |
| 19. | 586-427H | TORQUE TUBE WALKING BEAM RH | S/N C19110H+ | Rev. 2 |
| 19. | 586-294H | TORQUE TUBE WALKING BEAM | Replaced by 586-426H & 586-427H (S/N C19109H-) | Rev. 1 |
| 20. | 816-642C | RUBBER 5.18ODX3.04IDX5.12 | | |
| 21. | 586-173H | WALKING AXLE BRACKET | | |
| 22. | 802-841C | HHCS 3/4-10X2 1/2 GR8 | | |
| 23. | 804-023C | WASHER LOCK SPRING 3/4 PLT | | |
| 24. | 803-027C | NUT HEX 3/4-10 PLT | | |
| 25. | 586-390D | WEAR RING | | |
| 26. | 586-391D | PLASTIC COLLAR | | |
| 27. | 566-149D | PIVOT SPINDLE WASHER | | |
| 28. | 804-063C | WASHER MACH 2.25 X 1.50 X 10GA | | |
| 29. | 803-239C | NUT HEX SLOTTED 1 1/2-12 PLT | | |
| 30. | 805-115C | PIN COTTER 1/4 X 3 PLT | | |
| 31. | 802-069C | HHCS 3/4-10X5 GR5 | | |
| 32. | 803-367C | NUT HEX TOP LOCK 3/4-10 | | |
| 33. | 814-291C | 16.5X12 8 BLT 8 BC 6 PILOT WHT | | |
| 34. | 814-387C | TIRE GOOD YEAR 380/55R16.5 LD F | | |
| 35. | 814-388C | 380/55R16.5 OFF WT | | |

[Table of Contents](#) [Part Number Index](#)

Center Walking Beam, 3500-4000

(Applies to 3500TM, 4000TM only)



42842

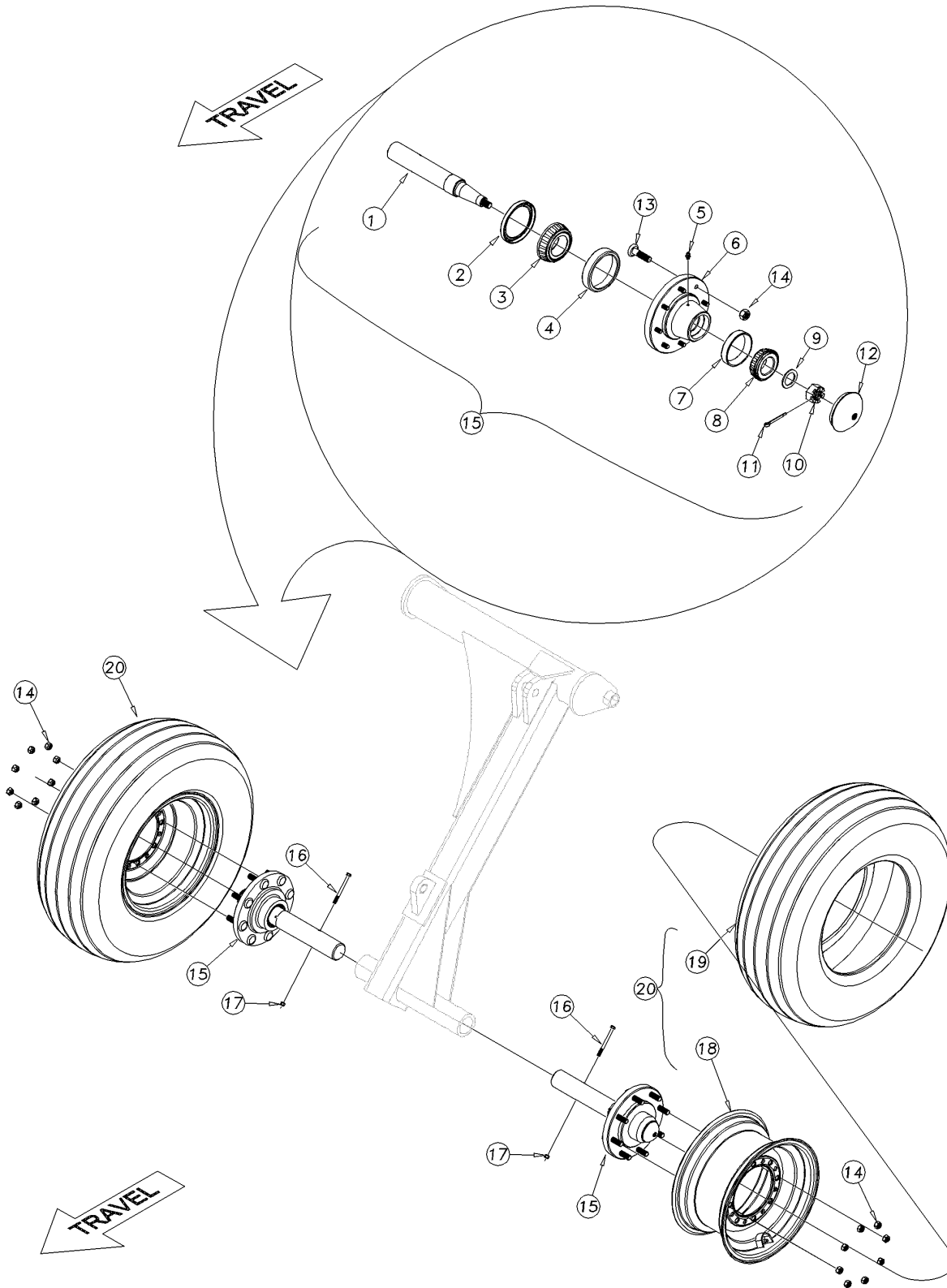
Center Walking Beam, 3500-4000

(Applies to 3500TM, 4000TM only)

| Ref | Part No. | Part Description | Comments | Revision |
|------------|-----------------|--------------------------------|----------------------|-----------------|
| | dwg42842 | Image No. | | |
| 1. | 586-814D | SPINDLE 3.00 X 15.00 | | |
| 2. | 816-761C | GKN OIL SEAL; TCM 30414TA-H | | |
| 3. | P752354 | GKN BRG CONE 39250 TIMKEN ONLY | | |
| 4. | P702252 | GKN BRG CUP, 39412 TIMKEN | | |
| 5. | 802-171C | HUB STUD 3/4-16X2 9/16 GR5 | | |
| 6. | 800-130C | GREASE ZERK STRAIGHT 1/8-27NPT | | |
| 7. | 822-053C | BEARING CUP #LM 501310 | | |
| 8. | 815-440C | GKN HUB ASY; 8-BOLT, 10000 LBS | Includes items 4-7 | |
| 9. | P201630 | NUT HEX FLANGE 3/4-16 GR5 | | |
| 10. | 822-048C | BEARING CONE #LM 501349 | | |
| 11. | 148-404D | HARDENED SPINDLE WASHER | | |
| 12. | 803-095C | NUT HEX SLOTTED 1-14 | | |
| 13. | 805-060C | PIN COTTER 7/32 X 2 | | |
| 14. | 890-277C | GREASE CAP 3.125 X .28 | | |
| 15. | 815-437C | 8 BOLT HUB SPINDLE 10,000 ASM | Includes items 1-14 | |
| 16. | 550-489D | CENTER SPINDLE SLEEVE | | |
| 17. | 816-574C | SEAL 2.50IDX3.88ODX.47T | | |
| 18. | 822-230C | BRG CONE 2.17ID JM207049 | | |
| 19. | 822-229C | BRG CUP JM207010 | | |
| 20. | 800-080C | GREASE ZERK 1/4-28 THD FORMING | | |
| 21. | 586-451H | WALKING BEAM LH | (shown) | |
| 21. | 586-452H | WALKING BEAM RH | | |
| 22. | 586-510H | PIVOT SPINDLE | | |
| 23. | 804-063C | WASHER MACH 2.25 X 1.50 X 10GA | | |
| 24. | 803-239C | NUT HEX SLOTTED 1 1/2-12 PLT | | |
| 25. | 805-115C | PIN COTTER 1/4 X 3 PLT | | |
| 26. | 802-069C | HHCS 3/4-10X5 GR5 | | |
| 27. | 803-367C | NUT HEX TOP LOCK 3/4-10 PLT | | |
| 28. | 814-419C | WHEEL 18X14 8-BOLT, 0 OFFSET | | |
| 29. | 814-415C | TIRE - TITAN 440/55R18 | | |
| 30. | 814-420C | TIRE/WHEEL ASSY 440/55R18 | Includes items 28-29 | |

Wing Transport Assembly 1800-4000

(Applies to 1800TM, 2400TM, 3000TM, 3500TM, 4000TM only)



42232

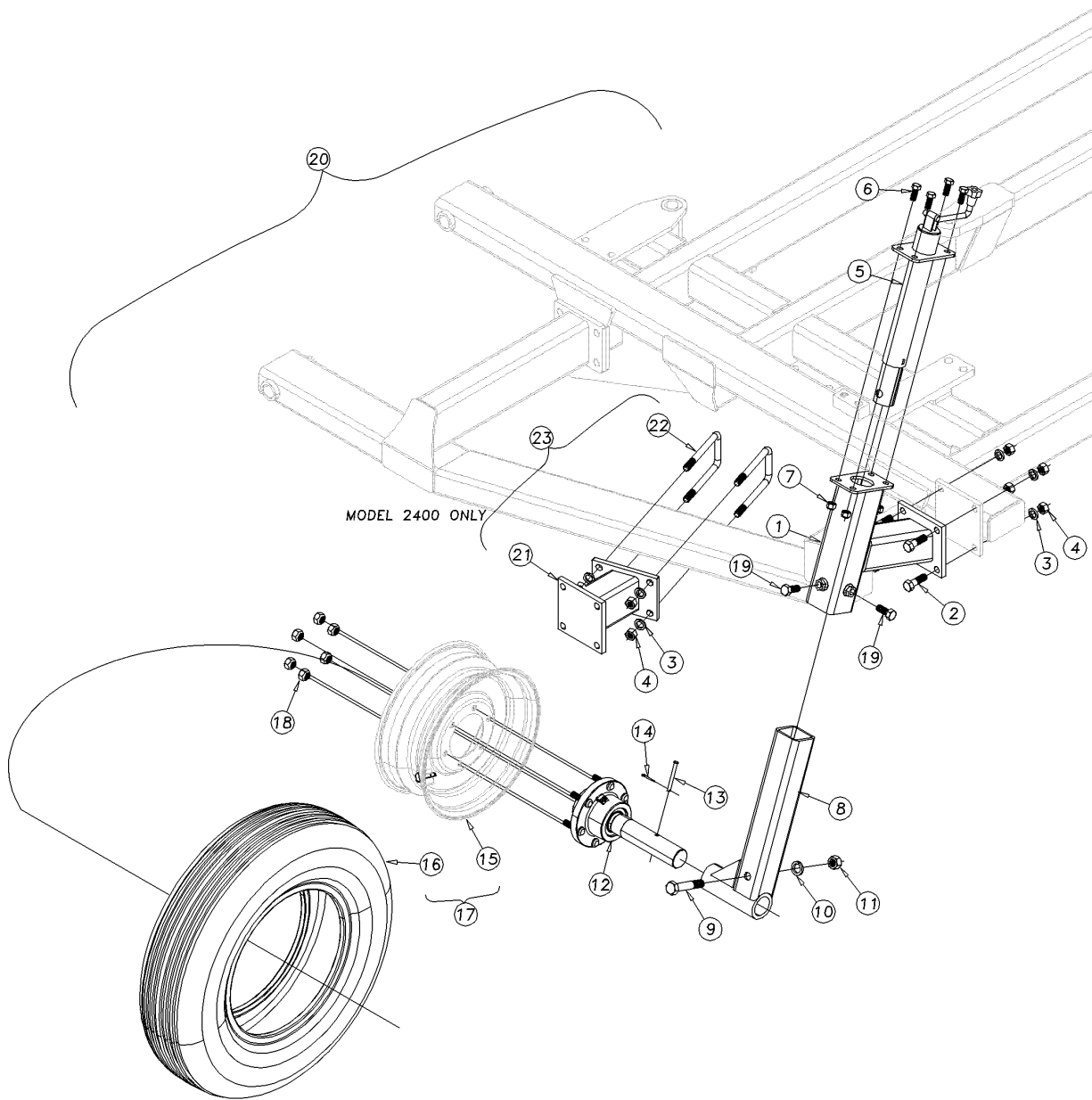
Wing Transport Assembly 1800-4000

(Applies to 1800TM, 2400TM, 3000TM, 3500TM, 4000TM only)

| Ref | Part No. | Part Description | Comments | Revision |
|------------|-----------------|--------------------------------|---------------------------------|---------------------|
| | dwg42232 | Image No. | | |
| 1. | 560-236D | AXLE SPINDLE 2.25X16.5 Q45-8B | | |
| 2. | 816-529C | HUB SEAL Q458 (TCM 223063TB-H) | | |
| 3. | 822-169C | BRG CONE 1.78ID LM603049 | | |
| 4. | 822-168C | BRG CUP 3.06OD LM603011 | | |
| 5. | 800-130C | ZERK GREASE STRAIGHT 1/8-27MPT | | |
| 6. | 815-229C | HUB 458 W/CUPS 8-BOLTS 8" BC | | |
| 7. | 822-020C | BEARING CUP LM-67010 | | |
| 8. | 822-021C | BEARING CONE LM-67048 | | |
| 9. | 804-008C | WASHER FLAT 3/4 HARD USS | | |
| 10. | 803-053C | NUT HEX SLOTTED 3/4-16 | | |
| 11. | 805-089C | PIN COTTER 5/32 X 1 1/2 LONG | | |
| 12. | 890-781C | GREASE CAP 2.448X1.12X.25 | | |
| 13. | 802-182C | HUB STUD 5/8-18X2 1/2 GR5 | | |
| 14. | 803-219C | NUT LUG 5/8-18 X 90 DEG PLT | | |
| 15. | 815-226C | HUB 8-BOLT SPNDL 2.25X16.5 458 | Include items 1-14 | |
| 16. | 802-882C | HHCS 5/16-18X3 1/2 GR8 | | |
| 17. | 803-166C | NUT HEX TOP LOCK 5/16-18 PLT | | |
| 18. | 814-222C | WHEEL 15X8 8 BOLT WHITE | Model 1800 (outside only), 2400 | |
| 18. | 814-223C | WHEEL 15X10 8 BOLT WHITE | Model 3000-4000 | |
| 19. | 814-031C | TIRE 11L-15SL 12 PLY TUBELESS | Model 1800 (outside only), 2400 | |
| 19. | 814-247C | TIRE 12.5L X 15 12 PLY | Model 3000-4000 | |
| 20. | 814-340C | TIRE/WHL 11LX15 12PLY 8BLT WHT | Model 1800 (outside only), 2400 | Include items 18-19 |
| 20. | 814-248C | TIRE/WHL 12.5LX15 12 PLY WHITE | Model 3000-4000 | Include items 18-19 |

Gauge Wheel Assembly

(Applies to 1800TM, 2400TM, 3000TM, 3500TM, 4000TM only)



Left shown

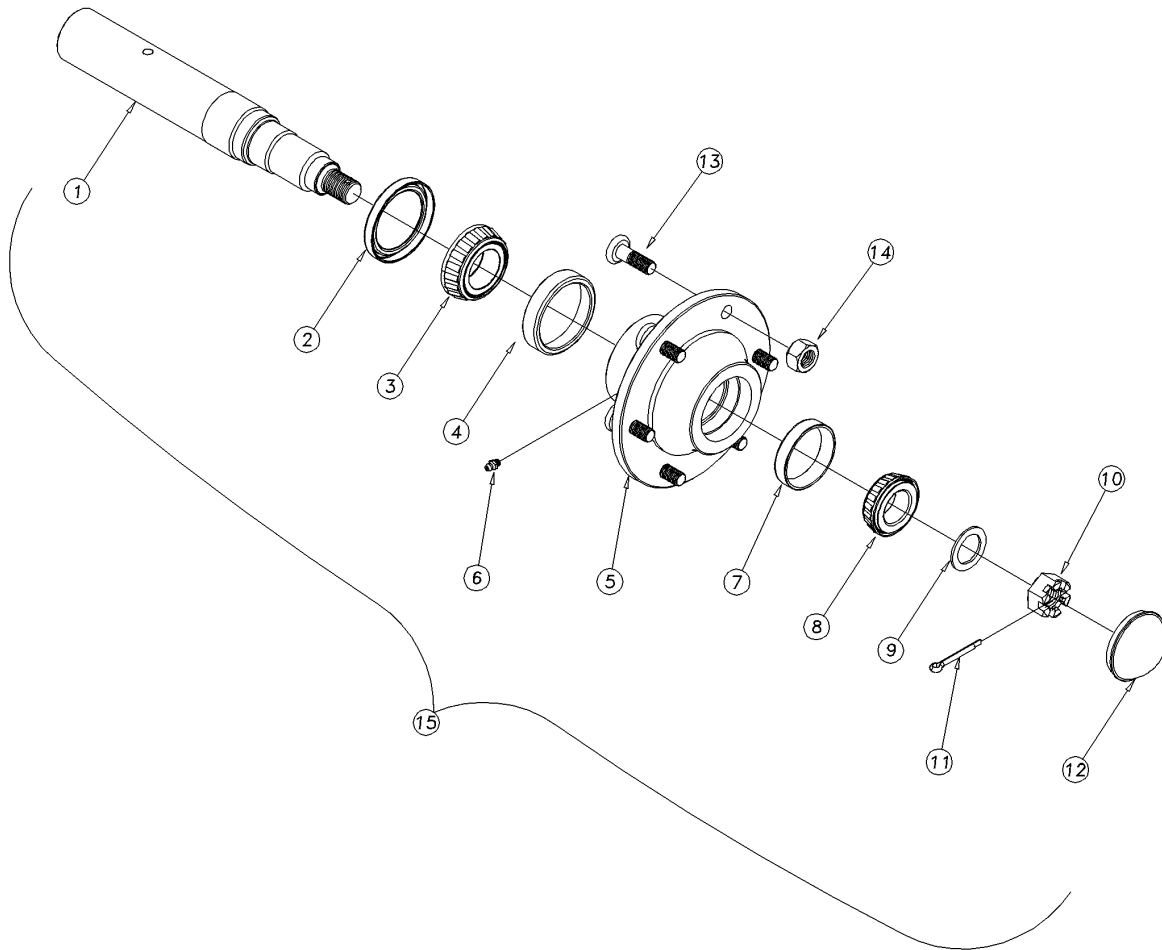
Gauge Wheel Assembly

(Applies to 1800TM, 2400TM, 3000TM, 3500TM, 4000TM only)

| Ref | Part No. | Part Description | Comments | Revision |
|------------|-----------------|--------------------------------|---|-----------------|
| | dwg42340 | Image No. | | |
| 1. | 560-407H | WHEEL ARM MOUNT | | |
| 2. | 802-055C | HHCS 5/8-11X2 GR5 | | |
| 3. | 804-022C | WASHER LOCK SPRING 5/8 PLT | | |
| 4. | 803-021C | NUT HEX 5/8-11 PLT | | |
| 5. | 890-888C | SCREW JACK 2000# TP-WND SPCL | | |
| 6. | 802-034C | HHCS 1/2-13X1 1/4 GR5 | | |
| 7. | 803-342C | NUT HEX TOP LOCK 1/2-13 PLT | | |
| 8. | 560-408H | GAUGE WHEEL SPINDLE RECIEVER | | |
| 9. | 802-068C | HHCS 3/4-10X4 GR5 | | |
| 10. | 804-023C | WASHER LOCK SPRING 3/4 PLT | | |
| 11. | 803-027C | NUT HEX 3/4-10 PLT | | |
| 12. | 815-221C | HUB 6-BOLT SPINDLE 2X13.5 890 | See hub & spindle assembly for parts. | |
| 13. | 805-324C | PIN CLEVIS 5/16X2 13/16 USABLE | | |
| 14. | 805-363C | PIN COTTER 1/8 X 1 | | |
| 15. | 814-220C | WHEEL 15X6 6 BOLT WHITE | | |
| 16. | 814-011C | TIRE 9.5 L X 15 8 PLY | | |
| 17. | 814-230C | TIRE/WHEEL 9.5LX15 8 PLY WHITE | Includes items 15-16 | |
| 18. | 803-061C | NUT LUG 9/16-18 X 90 PLT | | |
| 19. | 802-050C | HHCS 5/8-11X1 1/4 GR5 | | |
| 20. | 560-479K | WING GAUGE JACK STYLE | Includes items 1-19 | |
| 21. | 586-512H | GAUGE WHEEL MOUNT BRACKET | | |
| 22. | 806-178C | U-BOLT 5/8-11 X 3 1/32 X 6 1/2 | | |
| 23. | 586-513A | GAUGE WHEEL MOUNT KIT | Includes items 3,4 20-22 (Model 2400 Only, S/N C1801H-) | |

815-221C Hub & Spindle Assembly

(Applies to 1800TM, 3000TM, 3500TM, 4000TM only)



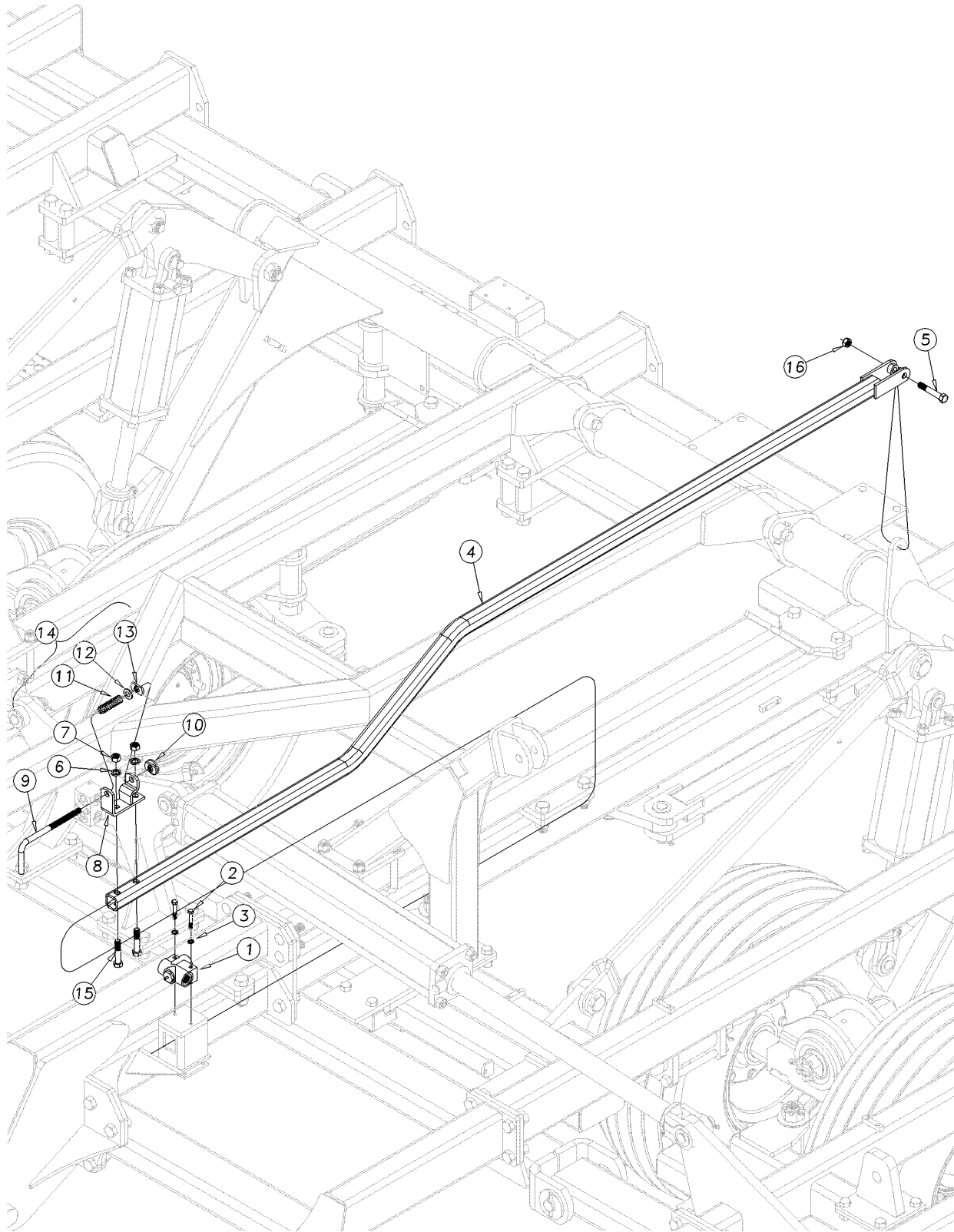
815-221C Hub & Spindle Assembly

(Applies to 1800TM, 3000TM, 3500TM, 4000TM only)

| Ref | Part No. | Part Description | Comments | Revision |
|-----|----------|--------------------------------|---------------------|----------|
| | dwg41706 | Image No. | | |
| 1. | 570-067D | AXLE SPINDLE 2X13 1/2 (Q783) | | |
| 2. | 816-426C | SEAL GREASE 6-BLT HD HUB W-783 | | |
| 3. | 822-048C | BRG CONE 1.62IDX.78WD#LM501349 | | |
| 4. | 822-053C | BRG CUP 2.89ODX.58WD #LM501310 | | |
| 5. | 815-193C | HUB 890 W/CUPS 6-BOLTS 6" BC | | |
| 6. | 800-130C | GREASE ZERK STRAIGHT 1/8-27NPT | | |
| 7. | 822-020C | BEARING CUP LM-67010 | | |
| 8. | 822-021C | BEARING CONE LM-67048 | | |
| 9. | 804-055C | WASHER SPINDLE - 7/8 | | |
| 10. | 803-029C | NUT HEX SLOTTED 7/8-14 PLT | | |
| 11. | 805-089C | PIN COTTER 5/32 X 1 1/2 LONG | | |
| 12. | 890-781C | GREASE CAP 2.448X1.12X.25 | | |
| 13. | 802-799C | HUB STUD 9/16-18X2 1/8 J1102 | | |
| 14. | 803-061C | NUT LUG 9/16-18 X 90 PLT | | |
| 15. | 815-221C | HUB 6-BOLT SPINDLE 2X13.5 890 | Includes items 1-14 | |

Hydraulic Depth Control Assembly

(Applies to 1200TM, 1500TM, 1800TM, 2400TM, 3000TM, 3500TM, 4000TM only)



42368

Hydraulic Depth Control Assembly

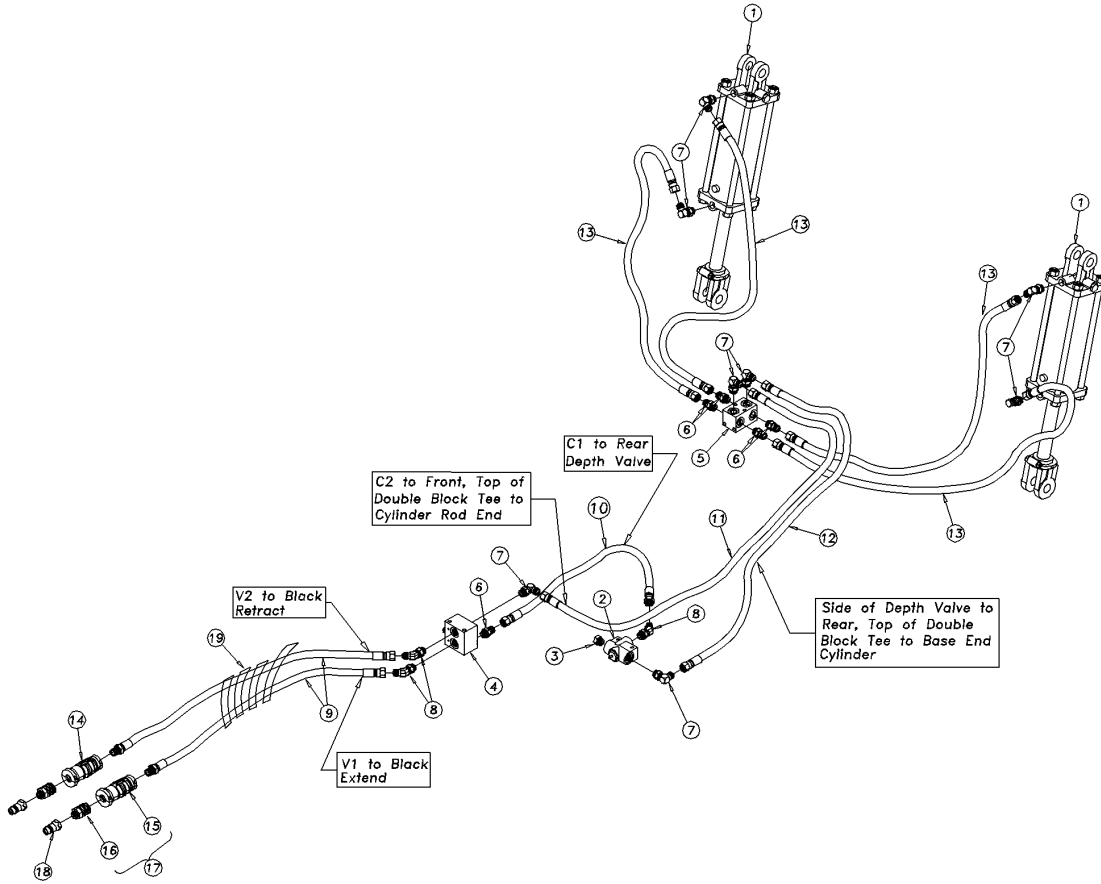
(Applies to 1200TM, 1500TM, 1800TM, 2400TM, 3000TM, 3500TM, 4000TM only)

| Ref | Part No. | Part Description | Comments | Revision |
|------------|-----------------|--------------------------------|---------------------|-----------------|
| | dwg42368 | Image No. | | |
| 1. | 810-511C | HYD VALVE DEPTH CONTROL CROSS | | |
| 2. | 802-115C | HHCS 5/16-18X2 GR5 | | |
| 3. | 804-009C | WASHER LOCK SPRING 5/16 PLT | | |
| 4. | 586-403H | DEPTH STOP TUBE | Models 1200-1500 | |
| 4. | 586-296H | DEPTH STOP TUBE | Models 1800-3000 | |
| 4. | 586-488H | DEPTH STOP TUBE | Models 3500-4000 | |
| 5. | 802-039C | HHCS 1/2-13X3 GR5 | | |
| 6. | 804-015C | WASHER LOCK SPRING 1/2 PLT | | |
| 7. | 803-020C | NUT HEX 1/2-13 PLT | | |
| 8. | 550-200H | DEPTH STOP BRACKET | | |
| 9. | 550-425D | DEPTH STOP ROD 1/2" THREADED | | |
| 10. | 550-201H | DEPTH STOP END | | |
| 11. | 807-216C | SPRING COMP .781D .125W 2.63LG | | |
| 12. | 804-094C | WASHER FLAT 1/2 HARD ASTM F436 | | |
| 13. | 803-338C | 1/2-13 4XPROJECTION WELD NUT | | |
| 14. | 550-202S | DEPTH STOP ASSEMBLY | Includes items 8-13 | |
| 15. | 802-130C | HHCS 1/2-13X2 1/2 GR5 | | |
| 16. | 803-342C | NUT HEX TOP LOCK 1/2-13 PLT | | |

Hydraulic Lift System 1200-1500TM

(Applies to 1200TM, 1500TM only)

IMPORTANT: Refer to Hydraulic Layouts in Operator's Manual for proper hose routing to ensure hydraulics work properly.



Hydraulic Lift System 1200-1500TM

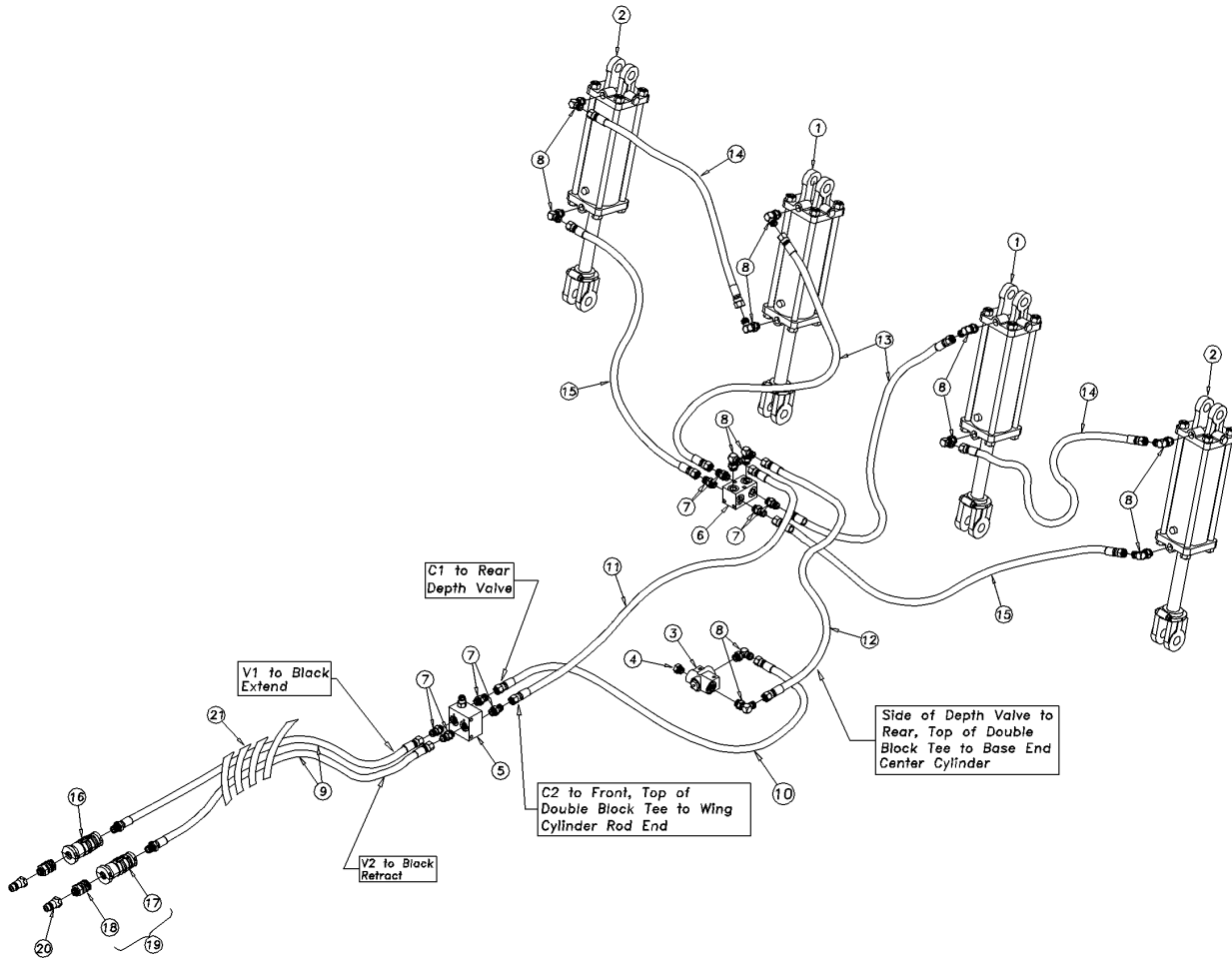
(Applies to 1200TM, 1500TM only)

| Ref | Part No. | Part Description | Comments | Revision |
|------------|-----------------|--------------------------------|---|-----------------|
| | dwg42797 | Image No. | | |
| 1. | 810-502C | CYL REP 3.75X10X1.38 ROD (TIE) | Refer to "Hydraulic Cylinder" for breakdown | |
| 2. | 810-511C | HYD VALVE DEPTH CONTROL CROSS | Cartridge# 3C7272 | |
| 3. | 811-203C | PL 3/4MORB HOLLOW HEX | | |
| 4. | 810-116C | COUNTERBALANCE VALVE MAN. T.T. | | |
| 5. | 560-536D | DOUBLE HYD TEE BLOCK | | |
| 6. | 811-088C | AD 3/4MORB 3/4MJIC | | |
| 7. | 811-063C | EL 3/4MJIC 3/4MORB | | |
| 8. | 811-690C | EL 45 3/4MORB 3/4MJIC | | |
| 9. | 841-198C | HH1/2R2 180 3/4FJIC 3/4MORB | Refer to Hydraulic Layouts in Operators Manual for proper hose routing, to ensure hydraulics work properly. | |
| 10. | 811-340C | HH1/2R2 030 3/4FJIC | | |
| 11. | 841-870C | HH1/2R2 076 3/4FJIC | | |
| 12. | 841-579C | HH1/2R2 072 3/4FJIC | | |
| 13. | 811-780C | HH1/2R2 094 3/4FJIC | | |
| 14. | 811-826C | HG HANDLE - BLACK EXT | | |
| 15. | 811-913C | HG HANDLE - BLACK RET | | |
| 16. | 811-919C | AD 3/4MORB 3/4FORB (HG) | | |
| 17. | 548-001S | HG PAIR - BLACK MORB-FORB | Includes items 14-16 | |
| 18. | 811-394C | CP 3/4FORB MALE QD POPPET TYPE | | |
| 19. | 575-268D | HOSE WRAP,LARGE SIZE,SHORT(8") | | |

Hydraulic Lift System 1800-3500TM

(Applies to 1800TM, 2400TM, 3000TM, 3500TM only)

IMPORTANT: Refer to Hydraulic Layouts in Operator's Manual for proper hose routing to ensure hydraulics work properly.



Hydraulic Lift System 1800-3500TM

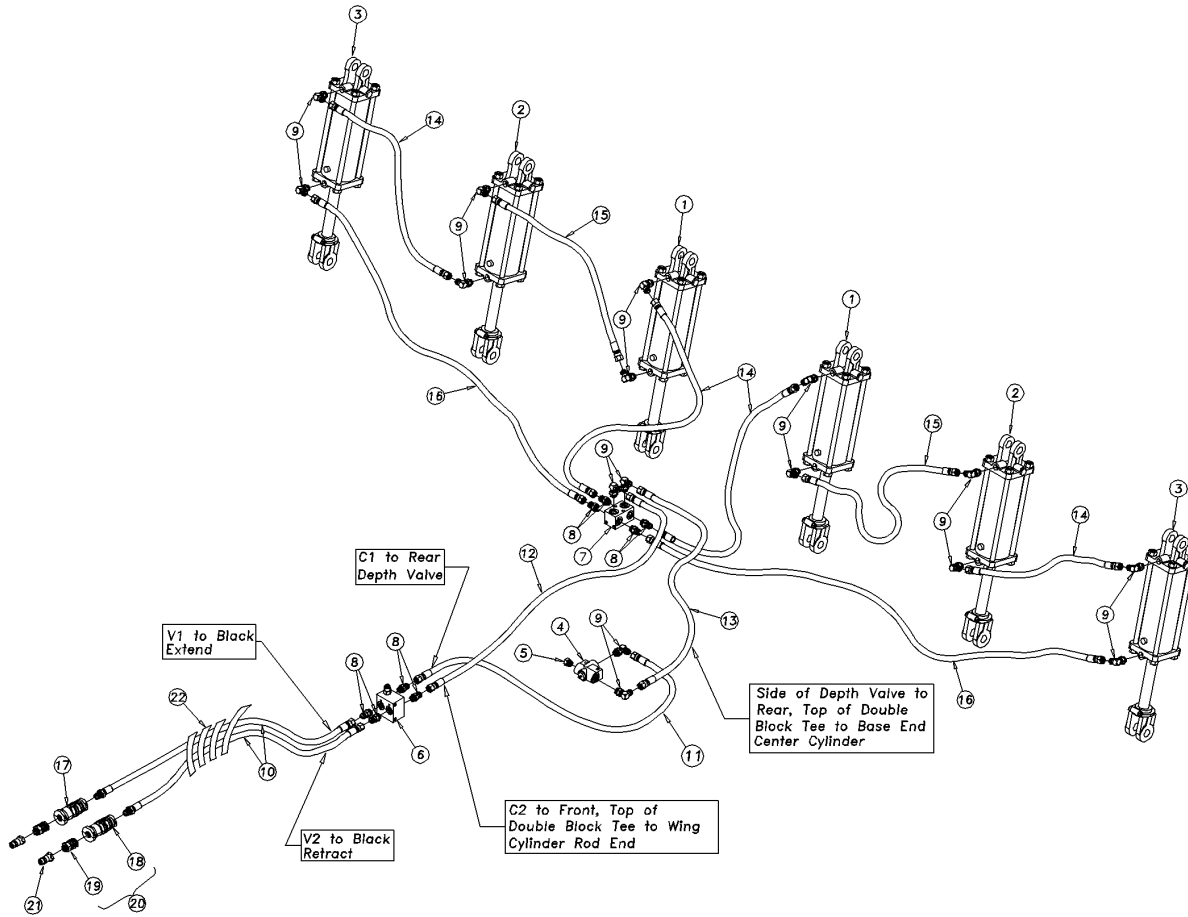
(Applies to 1800TM, 2400TM, 3000TM, 3500TM only)

| Ref | Part No. | Part Description | Comments | Revision |
|------------|-----------------|--------------------------------|---|-----------------|
| | dwg42415 | Image No. | | |
| 1. | 810-502C | CYL REP 3.75X10X1.38 ROD (TIE) | Models 1800TM. Refer to "Hydraulic Cylinder" for breakdown | |
| 1. | 810-501C | CYL REP 4X10X1.38 ROD (TIE) | Models 2400-3000TM. Refer to "Hydraulic Cylinder" for breakdown | |
| 1. | 810-517C | CYL REP 4.25X10X1.50 ROD (TIE) | Models 3500TM. Refer to "Hydraulic Cylinder" for breakdown | |
| 2. | 810-588C | CYL REP 3.50X10X1.25 ROD (TIE) | Models 1800TM. Refer to "Hydraulic Cylinder" for breakdown | |
| 2. | 810-502C | CYL REP 3.75X10X1.38 ROD (TIE) | Models 2400-3000TM. Refer to "Hydraulic Cylinder" for breakdown | |
| 2. | 810-501C | CYL REP 4X10X1.38 ROD (TIE) | Models 3500TM. Refer to "Hydraulic Cylinder" for breakdown | |
| 3. | 810-511C | HYD VALVE DEPTH CONTROL CROSS | Cartridge# 3C7272 | |
| 4. | 811-203C | PL 3/4MORB HOLLOW HEX | Refer to Hydraulic Layouts in Operators Manual for proper hose routing, to ensure hydraulics work properly. | |
| 5. | 810-116C | COUNTERBALANCE VALVE MAN. T.T. | | |
| 6. | 560-536D | DOUBLE HYD TEE BLOCK | | |
| 7. | 811-088C | AD 3/4MORB 3/4MJIC | | |
| 8. | 811-063C | EL 3/4MJIC 3/4MORB | | |
| 9. | 841-198C | HH1/2R2 180 3/4FJIC 3/4MORB | Models 1800TM-3000TM | |
| 9. | 841-838C | HH1/2R2 185 3/4FJIC 3/4MORB | Models 3500TM | |
| 10. | 841-574C | HH1/2R2 040 3/4FJIC | Models 1800TM-3000TM | |
| 10. | 811-268C | HH1/2R2 048 3/4FJIC | Models 3500TM | |
| 11. | 811-859C | HH1/2R2 114 3/4FJIC | Models 1800TM-3000TM | |
| 11. | 841-839C | HH1/2R2 132 3/4FJIC | Models 3500TM | |
| 12. | 811-780C | HH1/2R2 094 3/4FJIC | Models 1800TM-3000TM | |
| 12. | 841-871C | HH1/2R2 104 3/4FJIC | Models 3500TM | |
| 13. | 811-830C | HH1/2R2 084 3/4FJIC | Models 1800TM | |
| 13. | 811-485C | HH1/2R2 100 3/4FJIC | Models 2400-3500TM | |
| 14. | 841-579C | HH1/2R2 072 3/4FJIC | Models 1800TM | |
| 14. | 811-715C | HH1/2R2 097 3/4FJIC | Models 2400TM | |
| 14. | 841-577C | HH1/2R2 136 3/4FJIC | Models 3000TM | |
| 14. | 841-556C | HH1/2R2 144 3/4FJIC | Models 3500TM | |
| 15. | 841-577C | HH1/2R2 136 3/4FJIC | Models 1800TM | |
| 15. | 841-575C | HH1/2R2 172 3/4FJIC | Models 2400TM | |
| 15. | 841-576C | HH1/2R2 214 3/4FJIC | Models 3000TM-3500TM | |
| 16. | 811-826C | HG HANDLE - BLACK EXT | | |
| 17. | 811-913C | HG HANDLE - BLACK RET | | |
| 18. | 811-919C | AD 3/4MORB 3/4FORB (HG) | | |
| 19. | 548-001S | HG PAIR - BLACK MORB-FORB | Includes items 16-18 | |
| 20. | 811-394C | CP 3/4FORB MALE QD POPPET TYPE | | |
| 21. | 575-268D | HOSE WRAP,LARGE SIZE,SHORT(8") | | |

Hydraulic Lift System 4000TM

(Applies to 4000TM only)

IMPORTANT: Refer to Hydraulic Layouts in Operator's Manual for proper hose routing to ensure hydraulics work properly.



Hydraulic Lift System 4000TM

(Applies to 4000TM only)

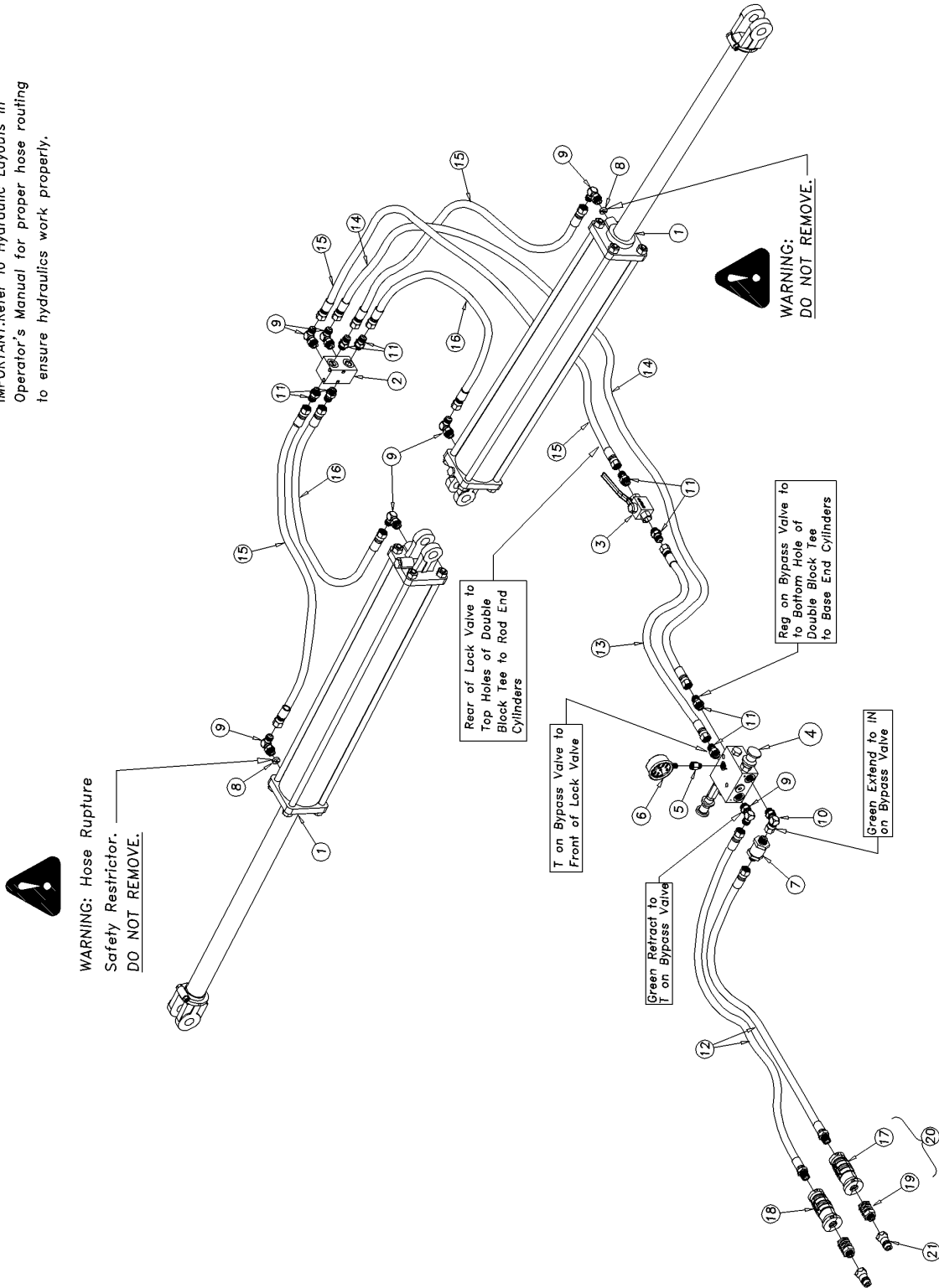
| Ref | Part No. | Part Description | Comments | Revision |
|------------|-----------------|--------------------------------|---|-----------------|
| | dwg42833 | Image No. | | |
| 1. | 810-517C | CYL REP 4.25X10X1.50 ROD (TIE) | Refer to "Hydraulic Cylinder" for breakdown | |
| 2. | 810-501C | CYL REP 4X10X1.38 ROD (TIE) | Refer to "Hydraulic Cylinder" for breakdown | |
| 3. | 810-502C | CYL REP 3.75X10X1.38 ROD (TIE) | Refer to "Hydraulic Cylinder" for breakdown | |
| 4. | 810-511C | HYD VALVE DEPTH CONTROL CROSS | Cartridge# 3C7272 | |
| 5. | 811-203C | PL 3/4MORB HOLLOW HEX | Refer to Hydraulic Layouts in Operators Manual for proper hose routing, to ensure hydraulics work properly. | |
| 6. | 810-116C | COUNTERBALANCE VALVE MAN. T.T. | | |
| 7. | 560-536D | DOUBLE HYD TEE BLOCK | | |
| 8. | 811-088C | AD 3/4MORB 3/4MJIC | | |
| 9. | 811-063C | EL 3/4MJIC 3/4MORB | | |
| 10. | 841-838C | HH1/2R2 185 3/4FJIC 3/4MORB | | |
| 11. | 811-268C | HH1/2R2 048 3/4FJIC | | |
| 12. | 841-839C | HH1/2R2 132 3/4FJIC | | |
| 13. | 841-871C | HH1/2R2 104 3/4FJIC | | |
| 14. | 811-485C | HH1/2R2 100 3/4FJIC | | |
| 15. | 811-617C | HH1/2R2 140 3/4FJIC | | |
| 16. | 811-382C | HH1/2R2 256 3/4FJIC | | |
| 17. | 811-826C | HG HANDLE - BLACK EXT | | |
| 18. | 811-913C | HG HANDLE - BLACK RET | | |
| 19. | 811-919C | AD 3/4MORB 3/4FORB (HG) | | |
| 20. | 548-001S | HG PAIR - BLACK MORB-FORB | Includes items 17-19 | |
| 21. | 811-394C | CP 3/4FORB MALE QD POPPET TYPE | | |
| 22. | 575-268D | HOSE WRAP,LARGE SIZE,SHORT(8") | | |

Table of Contents Part Number Index

Hydraulic Fold System 1800-2400TM

(Applies to 1800TM, 2400TM only)

IMPORTANT: Refer to Hydraulic Layouts in Operator's Manual for proper hose routing to ensure hydraulics work properly.



42416

Hydraulic Fold System 1800-2400TM

(Applies to 1800TM, 2400TM only)

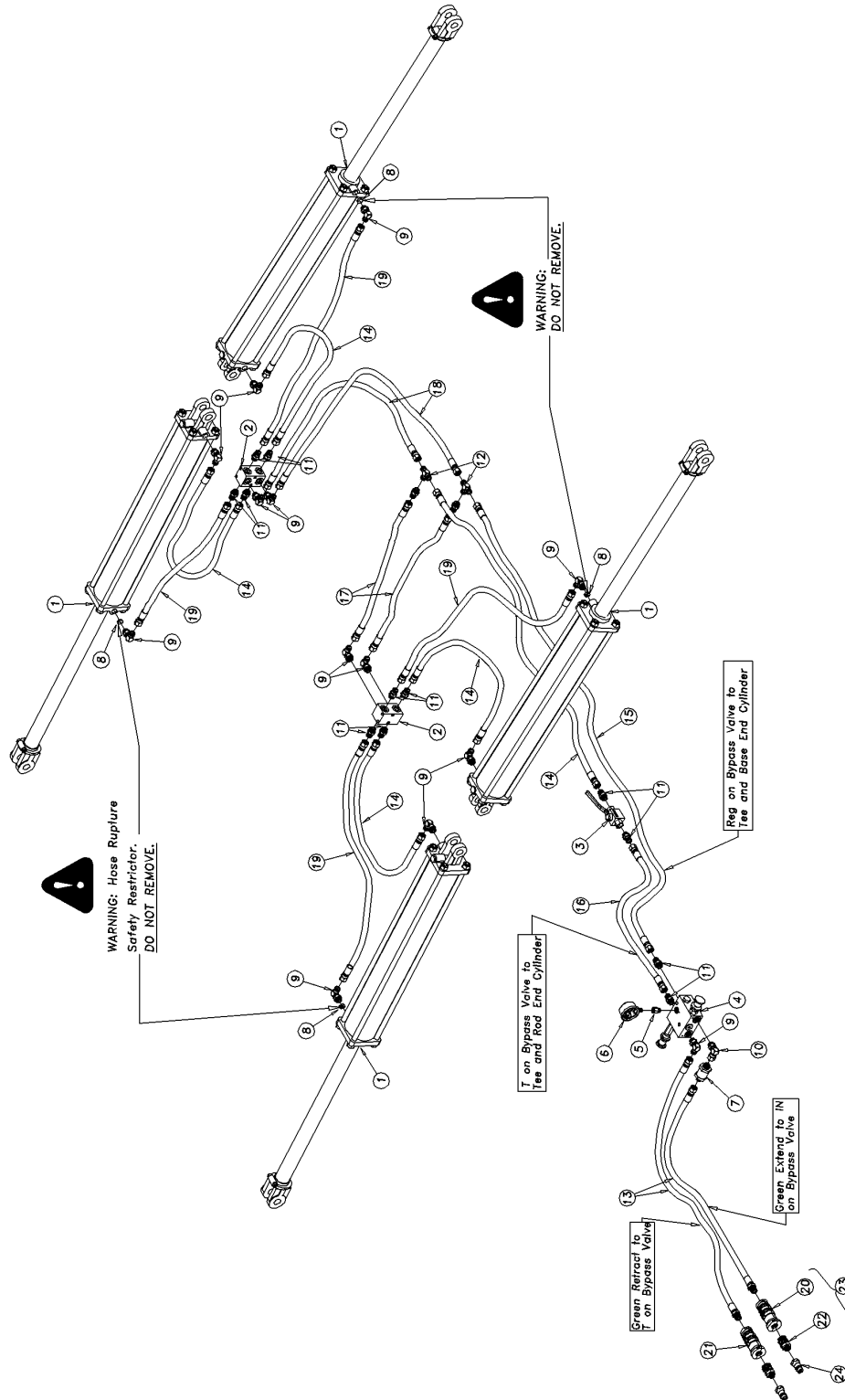
| Ref | Part No. | Part Description | Comments | Revision |
|------------|-----------------|--------------------------------|---|-----------------|
| | dwg42416 | Image No. | | |
| 1. | 810-490C | CYL 4X24X2 ROD (TIE) 34.63C.L. | Models 1800TM. Refer to "Hydraulic Cylinder" for breakdown | |
| 1. | 810-638C | CYL 4X30X2 TIE 40.63 CL 3000# | Models 2400TM. Refer to "Hydraulic Cylinder" for breakdown | |
| 2. | 560-536D | DOUBLE HYD TEE BLOCK | | |
| 3. | 810-737C | VALVE, TWO WAY, 3/4 FORB | | |
| 4. | 810-512C | HYD BYPASS /W WT. TRANS REDUCT | | |
| 4. | 810-515C | SEAL KIT SHOWMAKER #5457 | | |
| 5. | 811-677C | AD 9/16MORB 1/4FNPT | | |
| 6. | 810-300C | PRESSURE GAUGE 3000 PSI | | |
| 7. | 810-532C | FILTER INLINE 3/4MORB 3/4MJIC | | |
| 8. | 196-430D | ORIFICE PLATE 1/16 3/4MORB | | |
| 9. | 811-063C | EL 3/4MJIC 3/4MORB | | |
| 10. | 841-064C | EL 3/4MORB X 3/4FORB | | |
| 11. | 811-088C | AD 3/4MORB 3/4MJIC | | |
| 12. | 811-879C | HH3/8R2 179 3/4MORB 3/4FJIC | Refer to Hydraulic Layouts in Operators Manual for proper hose routing, to ensure hydraulics work properly. | |
| 13. | 811-664C | HH3/8R2 38 3/4FJIC | | |
| 14. | 811-245C | HH3/8R2 074 3/4FJIC | | |
| 15. | 811-964C | HH3/8R2 051 3/4FJIC | | |
| 16. | 841-008C | HH3/8R2 017 3/4FJIC | | |
| 17. | 811-915C | HG HANDLE - GREEN EXT | | |
| 18. | 811-916C | HG HANDLE - GREEN RET | | |
| 19. | 811-919C | AD 3/4MORB 3/4FORB (HG) | | |
| 20. | 548-003S | HG PAIR - GREEN MORB-FORB | Includes items 17-19 | |
| 21. | 811-394C | CP 3/4FORB MALE QD POPPET TYPE | | |

Table of Contents Part Number Index

Hydraulic Fold System 3000TM

(Applies to 3000TM only)

IMPORTANT: Refer to Hydraulic Layouts in Operator's Manual for proper hose routing to ensure hydraulics work properly.



42417

Hydraulic Fold System 3000TM

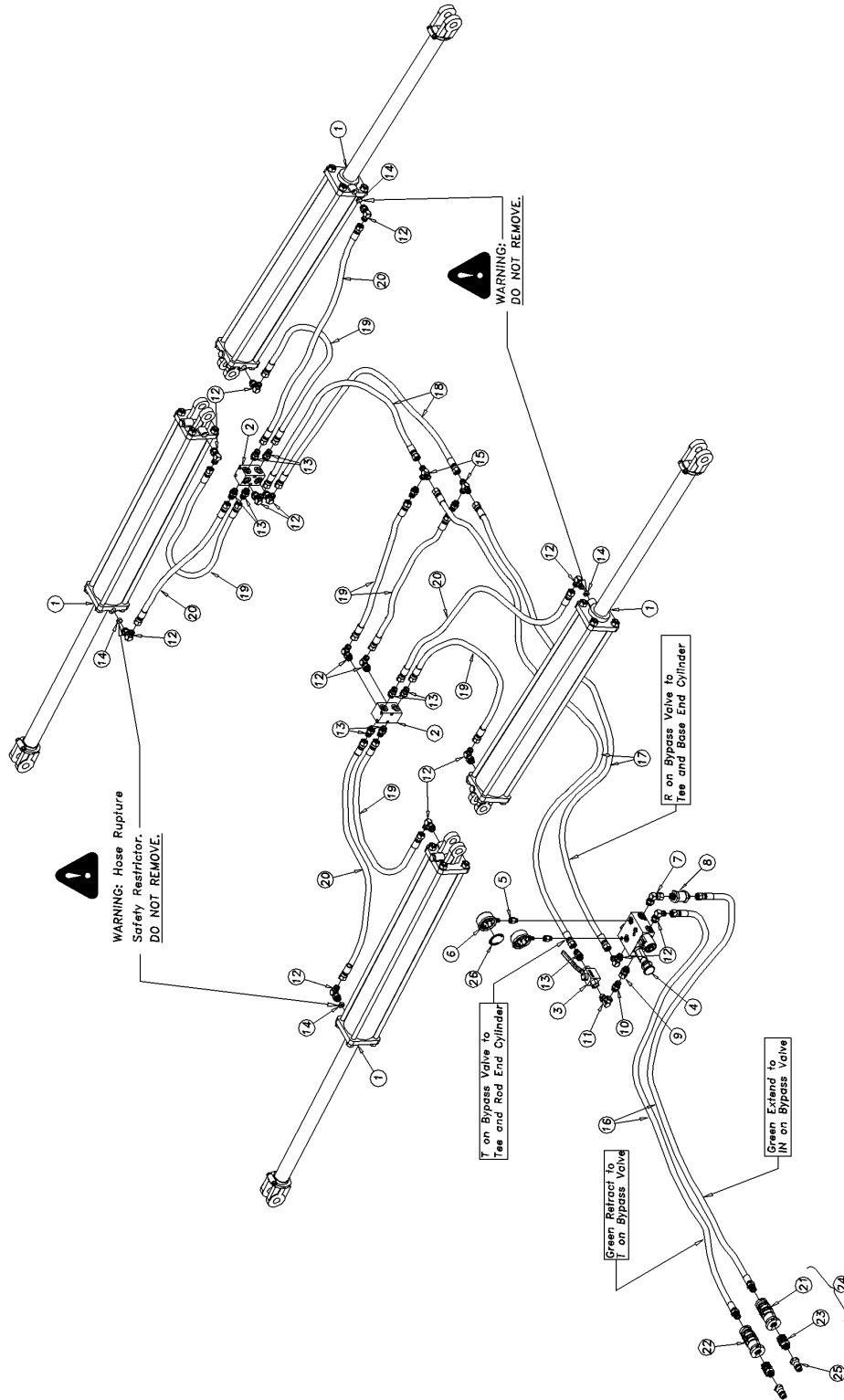
(Applies to 3000TM only)

| Ref | Part No. | Part Description | Comments | Revision |
|------------|-----------------|--------------------------------|---|-----------------|
| | dwg42417 | Image No. | | |
| 1. | 810-638C | CYL 4X30X2 TIE 40.63 CL 3000# | Refer to "Hydraulic Cylinder" for breakdown | |
| 2. | 560-536D | DOUBLE HYD TEE BLOCK | | |
| 3. | 810-737C | VALVE, TWO WAY, 3/4 FORB | | |
| 4. | 810-512C | HYD BYPASS /W WT. TRANS REDUCT | | |
| 4. | 810-515C | SEAL KIT SHOWMAKER #5457 | | |
| 5. | 811-677C | AD 9/16MORB 1/4FNPT | | |
| 6. | 810-300C | PRESSURE GAUGE 3000 PSI | | |
| 7. | 810-532C | FILTER INLINE 3/4MORB 3/4MJIC | | |
| 8. | 196-430D | ORIFICE PLATE 1/16 3/4MORB | | |
| 9. | 811-063C | EL 3/4MJIC 3/4MORB | | |
| 10. | 841-064C | EL 3/4MORB X 3/4FORB | | |
| 11. | 811-088C | AD 3/4MORB 3/4MJIC | | |
| 12. | 811-078C | TE 3/4MJIC | | |
| 13. | 811-879C | HH3/8R2 179 3/4MORB 3/4FJIC | Refer to Hydraulic Layouts in Operators Manual for proper hose routing, to ensure hydraulics work properly. | |
| 14. | 841-008C | HH3/8R2 017 3/4FJIC | | |
| 15. | 811-043C | HH3/8R2 050 3/4FJIC | | |
| 16. | 811-664C | HH3/8R2 38 3/4FJIC | | |
| 17. | 811-645C | HH3/8R2 030 3/4FJIC | | |
| 18. | 811-934C | HH3/8R2 114 3/4FJIC | | |
| 19. | 811-964C | HH3/8R2 051 3/4FJIC | | |
| 20. | 811-915C | HG HANDLE - GREEN EXT | | |
| 21. | 811-916C | HG HANDLE - GREEN RET | | |
| 22. | 811-919C | AD 3/4MORB 3/4FORB (HG) | | |
| 23. | 548-003S | HG PAIR - GREEN MORB-FORB | Includes items 20-22 | |
| 24. | 811-394C | CP 3/4FORB MALE QD POPPET TYPE | | |

Hydraulic Fold System 3500TM

(Applies to 3500TM only)

IMPORTANT: Refer to Hydraulic Layouts In Operator's Manual for proper hose routing to ensure hydraulics work properly.



42830

Hydraulic Fold System 3500TM

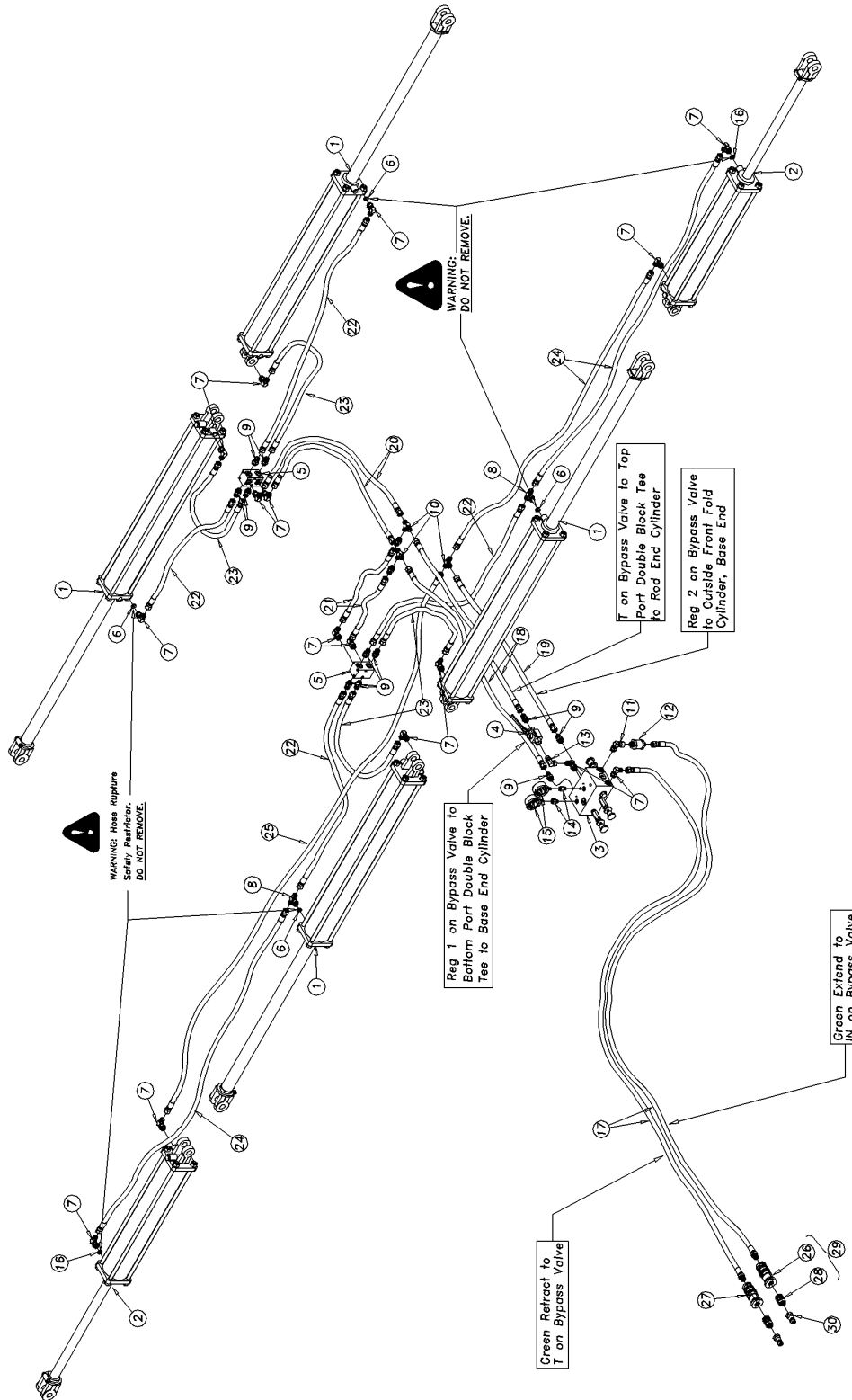
(Applies to 3500TM only)

| Ref | Part No. | Part Description | Comments | Revision |
|------------|-----------------|--------------------------------|---|-----------------|
| | dwg42830 | Image No. | | |
| 1. | 810-844C | CYL 4.5X40X2 ROD (TIE ROD) | Refer to "Hydraulic Cylinder" for breakdown | |
| 2. | 560-536D | DOUBLE HYD TEE BLOCK | | |
| 3. | 810-737C | VALVE, TWO WAY, 3/4 FORB | | |
| 4. | 810-849C | FIXED BYPASS DOWN PRESS VALVE | | |
| 5. | 811-677C | AD 9/16MORB 1/4FNPT | | |
| 6. | 810-300C | PRESSURE GAUGE 3000 PSI | | |
| 7. | 841-064C | EL 3/4MORB X 3/4FORB | | |
| 8. | 810-532C | FILTER INLINE 3/4MORB 3/4MJIC | | |
| 9. | 811-324C | AD 3/4MORB 3/4FJIC | | |
| 10. | 811-430C | AD 3/4MJIC 3/4MJIC | | |
| 11. | 841-077C | EL 3/4FJIC 3/4MORB | | |
| 12. | 811-063C | EL 3/4MJIC 3/4MORB | | |
| 13. | 811-088C | AD 3/4MORB 3/4MJIC | | |
| 14. | 152-498D | ORIFICE PLATE 1/8 8 MORB | | |
| 15. | 811-078C | TE 3/4MJIC | | |
| 16. | 811-735C | HH3/8R2 185 3/4MORB 3/4FJIC | Refer to Hydraulic Layouts in Operators Manual for proper hose routing, to ensure hydraulics work properly. | |
| 17. | 811-985C | HH3/8R2 078 3/4FJIC | | |
| 18. | 841-305C | HH3/8R2 108 3/4FJIC | | |
| 19. | 811-645C | HH3/8R2 030 3/4FJIC | | |
| 20. | 811-848C | HH3/8R2 054 3/4FJIC | | |
| 21. | 811-915C | HG HANDLE - GREEN EXT | | |
| 22. | 811-916C | HG HANDLE - GREEN RET | | |
| 23. | 811-919C | AD 3/4MORB 3/4FORB (HG) | | |
| 24. | 548-003S | HG PAIR - GREEN MORB-FORB | Includes items 21-23 | |
| 25. | 811-394C | CP 3/4FORB MALE QD POPPET TYPE | | |
| 26. | 848-995C | PRESSURE GAUGE DECAL | Used on IN or left side pressure gauge only. | |

Hydraulic Fold System 4000TM

(Applies to 4000TM only)

IMPORTANT: Refer to Hydraulic Layouts in Operator's Manual for proper hose routing to ensure hydraulics work properly.



Hydraulic Fold System 4000TM

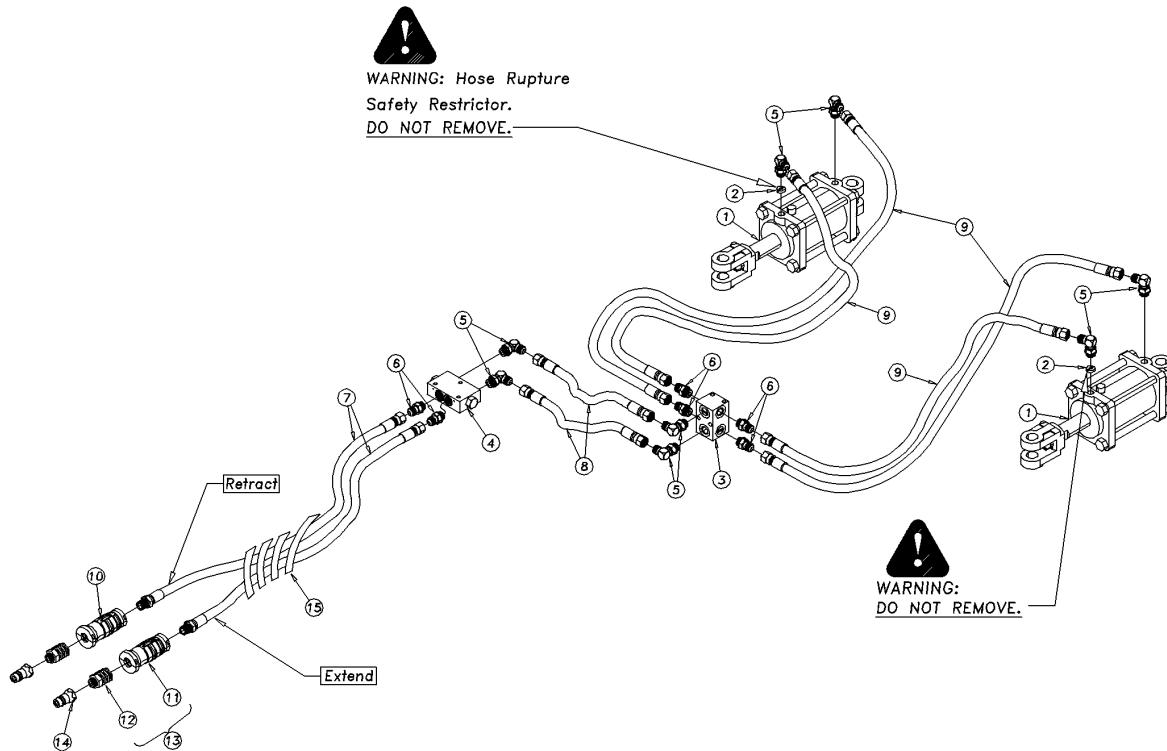
(Applies to 4000TM only)

| Ref | Part No. | Part Description | Comments | Revision |
|------------|-----------------|--------------------------------|---|-----------------|
| | dwg42831 | Image No. | | |
| 1. | 810-773C | CYL 4.5X36X2 ROD (TIE) | Refer to "Hydraulic Cylinder" for breakdown | |
| 2. | 810-490C | CYL 4X24X2 TIE 34.63 CL 3000# | Refer to "Hydraulic Cylinder" for breakdown | |
| 3. | 810-623C | HYD BYPASS /W 2 PRESS REG | | |
| 4. | 810-737C | VALVE, TWO WAY, 3/4 FORB | | |
| 5. | 560-536D | DOUBLE HYD TEE BLOCK | | |
| 6. | 152-498D | ORIFICE PLATE 1/8 8 MORB | | |
| 7. | 811-063C | EL 3/4MJIC 3/4MORB | | |
| 8. | 811-077C | TE 3/4MORB 3/4MJIC 3/4MJIC | | |
| 9. | 811-088C | AD 3/4MORB 3/4MJIC | | |
| 10. | 811-078C | TE 3/4MJIC | | |
| 11. | 841-064C | EL 3/4MORB X 3/4FORB | | |
| 12. | 810-532C | FILTER INLINE 3/4MORB 3/4MJIC | | |
| 13. | 841-077C | EL 3/4FJIC 3/4MORB | | |
| 14. | 811-677C | AD 9/16MORB 1/4FNPT | | |
| 15. | 810-300C | PRESSURE GAUGE 3000 PSI | | |
| 16. | 196-430D | ORIFICE PLATE 1/16 3/4 | | |
| 17. | 811-735C | HH3/8R2 185 3/4MORB 3/4FJIC | Refer to Hydraulic Layouts in Operators Manual for proper hose routing, to ensure hydraulics work properly. | |
| 18. | 811-985C | HH3/8R2 078 3/4FJIC | | |
| 19. | 811-839C | HH3/8R2 074 3/4FJIC | | |
| 20. | 841-486C | HH3/8R2 100 3/4MORB | | |
| 21. | 811-943C | HH3/8R2 033 3/4FJIC | | |
| 22. | 811-952C | HH3/8R2 057 3/4FJIC | | |
| 23. | 811-949C | HH3/8R2 015 3/4FJIC | | |
| 24. | 811-905C | HH3/8R2 118 3/4FJIC | | |
| 25. | 811-661C | HH3/8R2 168 3/4FJIC | | |
| 26. | 811-915C | HG HANDLE - GREEN EXT | | |
| 27. | 811-916C | HG HANDLE - GREEN RET | | |
| 28. | 811-919C | AD 3/4MORB 3/4FORB (HG) | | |
| 29. | 548-003S | HG PAIR - GREEN MORB-FORB | Includes items 26-28 | |
| 30. | 811-394C | CP 3/4FORB MALE QD POPPET TYPE | | |

Hydraulic Gang Angle System 1200-1500TM

(Applies to 1200TM, 1500TM only)

IMPORTANT: Refer to Hydraulic Layouts in Operator's Manual for proper hose routing to ensure hydraulics work properly.



Hydraulic Gang Angle System 1200-1500TM

(Applies to 1200TM, 1500TM only)

| Ref | Part No. | Part Description | Comments | Revision |
|------------|-----------------|--------------------------------|---|-----------------|
| | dwg42798 | Image No. | | |
| 1. | 810-741C | CYL REP 3.25X2.5X1.25 ROD(TIE) | Refer to "Hydraulic Cylinder" for breakdown | |
| 2. | 196-430D | ORIFICE PLATE 1/16 3/4 | | |
| 3. | 560-536D | DOUBLE HYD TEE BLOCK | | |
| 4. | 810-599C | LOCK VALVE | | |
| 5. | 811-063C | EL 3/4MJIC 3/4MORB | | |
| 6. | 811-088C | AD 3/4MORB 3/4MJIC | | |
| 7. | 811-879C | HH3/8R2 179 3/4MORB 3/4FJIC | Refer to Hydraulic Layouts in Operators Manual for proper hose routing, to ensure hydraulics work properly. | |
| 8. | 811-640C | HH3/8R2 016 3/4FJIC | | |
| 9. | 811-245C | HH3/8R2 074 3/4FJIC | | |
| 10. | 811-827C | HG HANDLE - RED RET | | |
| 11. | 811-914C | HG HANDLE - RED EXT | | |
| 12. | 811-919C | AD 3/4MORB 3/4FORB (HG) | | |
| 13. | 548-002S | HG PAIR - RED MORB-FORB | Includes items 10-12 | |
| 14. | 811-394C | CP 3/4FORB MALE QD POPPET TYPE | | |
| 15. | 575-268D | HOSE WRAP,LARGE SIZE,SHORT(8") | | |

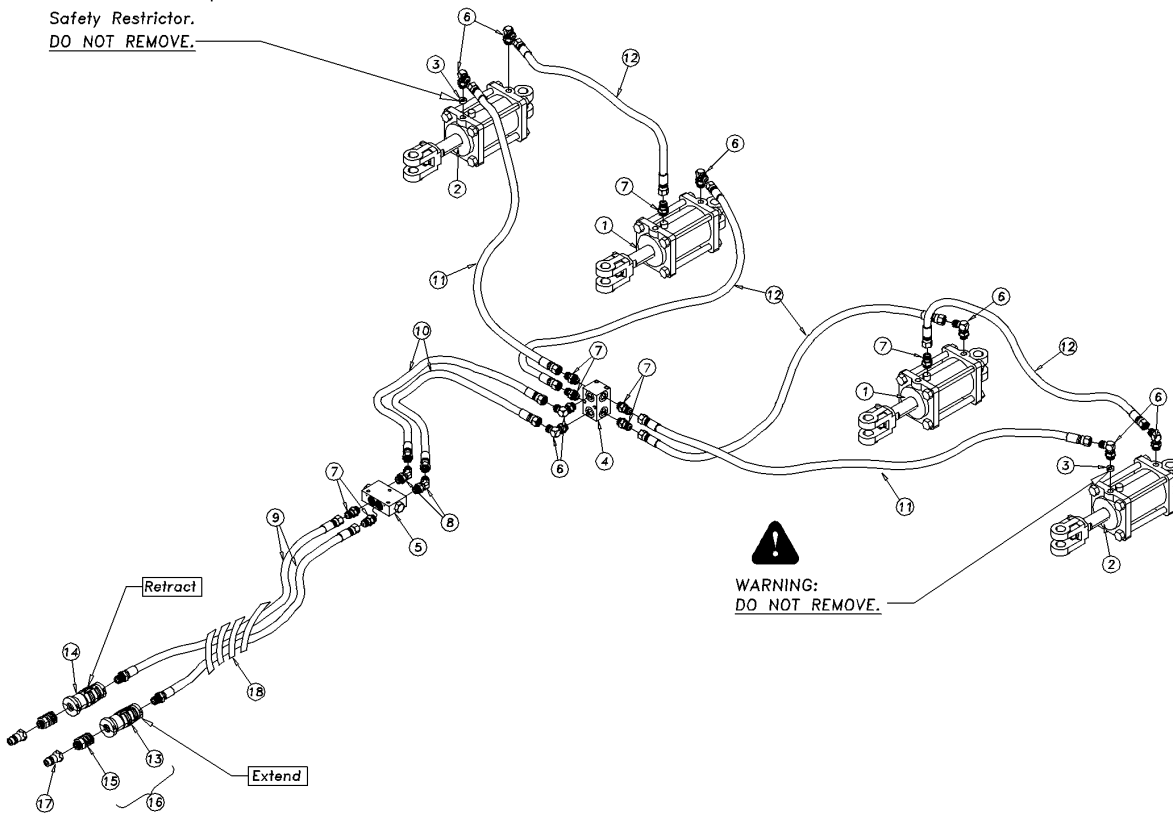
Hydraulic Gang Angle System 1800TM

(Applies to 1800TM only)

IMPORTANT: Refer to Hydraulic Layouts in Operator's Manual for proper hose routing to ensure hydraulics work properly.



WARNING: Hose Rupture Safety Restrictor. DO NOT REMOVE.



WARNING: DO NOT REMOVE.

Hydraulic Gang Angle System 1800TM

(Applies to 1800TM only)

| Ref | Part No. | Part Description | Comments | Revision |
|------------|-----------------|--------------------------------|---|-----------------|
| | dwg42418 | Image No. | | |
| 1. | 810-739C | CYL REP 3.75X2.5X1.38 ROD(TIE) | Refer to "Hydraulic Cylinder" for breakdown | |
| 2. | 810-740C | CYL REP 3.50X2.5X1.25 ROD(TIE) | Refer to "Hydraulic Cylinder" for breakdown | |
| 3. | 196-430D | ORIFICE PLATE 1/16 3/4 | | |
| 4. | 560-536D | DOUBLE HYD TEE BLOCK | | |
| 5. | 810-599C | LOCK VALVE | | |
| 6. | 811-063C | EL 3/4MJIC 3/4MORB | | |
| 7. | 811-088C | AD 3/4MORB 3/4MJIC | | |
| 8. | 811-690C | EL 45 3/4MORB 3/4MJIC | | |
| 9. | 811-879C | HH3/8R2 179 3/4MORB 3/4FJIC | Refer to Hydraulic Layouts in Operators Manual for proper hose routing, to ensure hydraulics work properly. | |
| 10. | 841-580C | HH3/8R2 068 3/4 FJIC | | |
| 11. | 811-948C | HH3/8R2 102 3/4FJIC | | |
| 12. | 811-670C | HH3/8R2 062 3/4FJIC | | |
| 13. | 811-827C | HG HANDLE - RED RET | | |
| 14. | 811-914C | HG HANDLE - RED EXT | | |
| 15. | 811-919C | AD 3/4MORB 3/4FORB (HG) | | |
| 16. | 548-002S | HG PAIR - RED MORB-FORB | Includes items 13-15 | |
| 17. | 811-394C | CP 3/4FORB MALE QD POPPET TYPE | | |
| 18. | 575-268D | HOSE WRAP,LARGE SIZE,SHORT(8") | | |

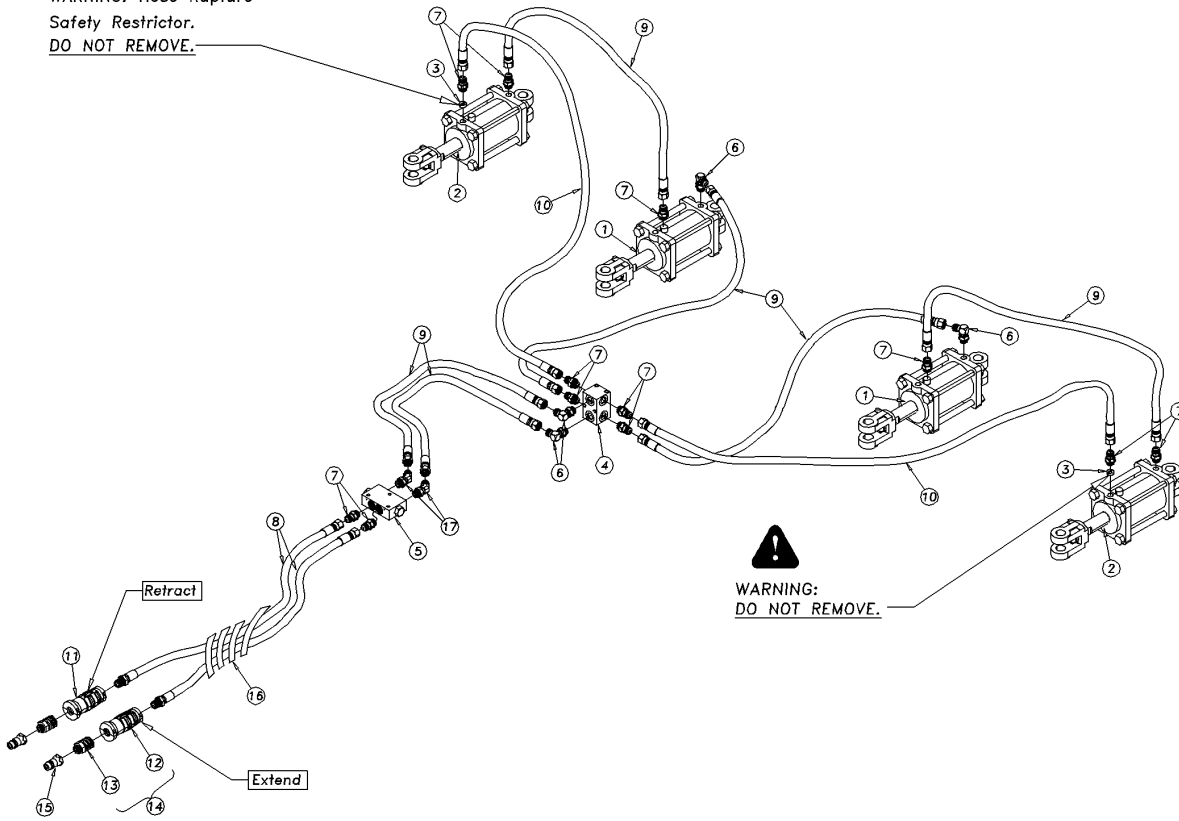
Hydraulic Gang Angle System 2400TM

(Applies to 2400TM only)

IMPORTANT: Refer to Hydraulic Layouts in Operator's Manual for proper hose routing to ensure hydraulics work properly.



WARNING: Hose Rupture Safety Restrictor. DO NOT REMOVE.



Hydraulic Gang Angle System 2400TM

(Applies to 2400TM only)

| Ref | Part No. | Part Description | Comments | Revision |
|-----|----------|--------------------------------|---|----------|
| | dwg42419 | Image No. | | |
| 1. | 810-739C | CYL REP 3.75X2.5X1.38 ROD(TIE) | Refer to "Hydraulic Cylinder" for breakdown | |
| 2. | 810-740C | CYL REP 3.50X2.5X1.25 ROD(TIE) | Refer to "Hydraulic Cylinder" for breakdown | |
| 3. | 196-430D | ORIFICE PLATE 1/16 3/4 | | |
| 4. | 560-536D | DOUBLE HYD TEE BLOCK | | |
| 5. | 810-599C | LOCK VALVE | | |
| 6. | 811-063C | EL 3/4MJIC 3/4MORB | | |
| 7. | 811-088C | AD 3/4MORB 3/4MJIC | | |
| 8. | 811-879C | HH3/8R2 179 3/4MORB 3/4FJIC | Refer to Hydraulic Layouts in Operators Manual for proper hose routing, to ensure hydraulics work properly. | |
| 9. | 841-580C | HH3/8R2 068 3/4FJIC | | |
| 10. | 811-936C | HH3/8R2 119 3/4FJIC | | |
| 11. | 811-827C | HG HANDLE - RED RET | | |
| 12. | 811-914C | HG HANDLE - RED EXT | | |
| 13. | 811-919C | AD 3/4MORB 3/4FORB (HG) | | |
| 14. | 548-002S | HG PAIR - RED MORB-FORB | Includes items 11-13 | |
| 15. | 811-394C | CP 3/4FORB MALE QD POPPET TYPE | | |
| 16. | 575-268D | HOSE WRAP,LARGE SIZE,SHORT(8") | | |
| 17. | 811-690C | EL 45 3/4MORB 3/4MJIC | | |

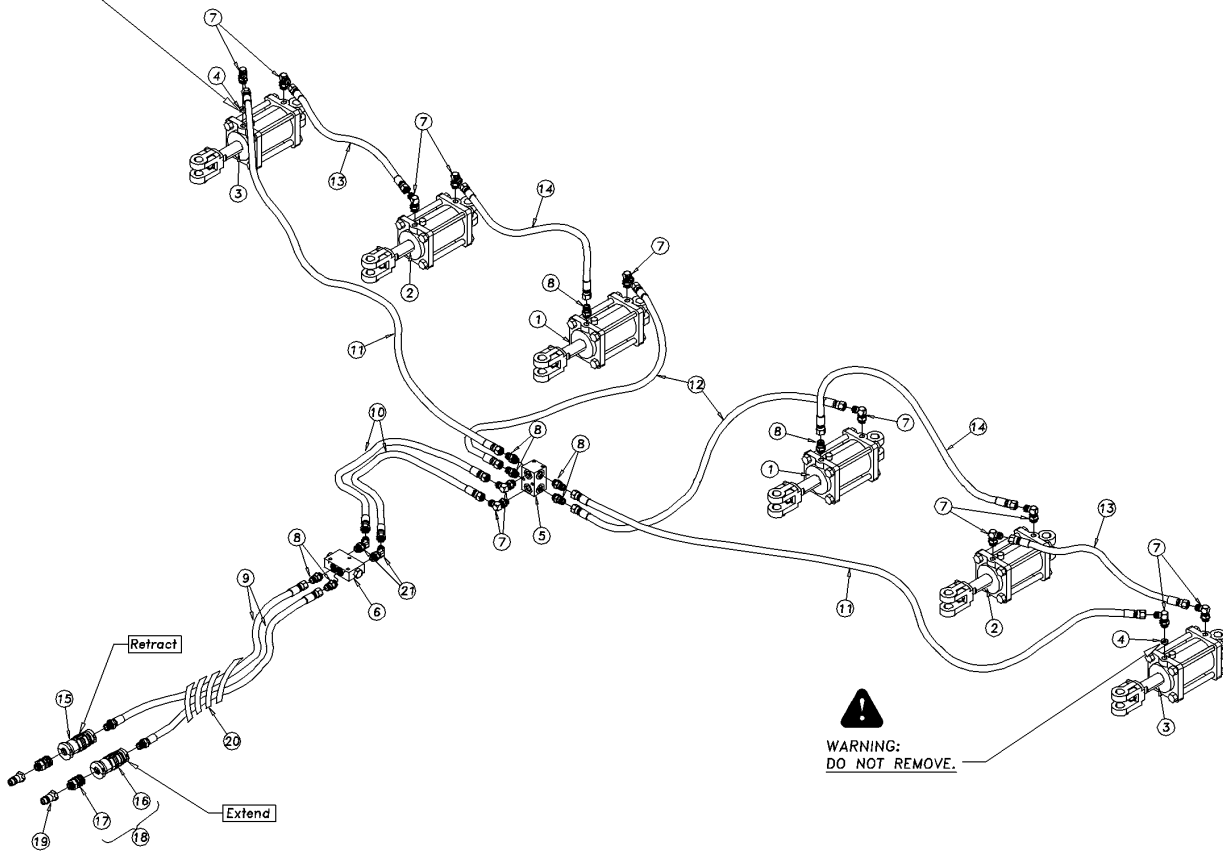
Hydraulic Gang Angle System 3000TM

(Applies to 3000TM only)

IMPORTANT: Refer to Hydraulic Layouts In Operator's Manual for proper hose routing to ensure hydraulics work properly.



WARNING: Hose Rupture
Safety Restrictor.
DO NOT REMOVE.



Hydraulic Gang Angle System 3000TM

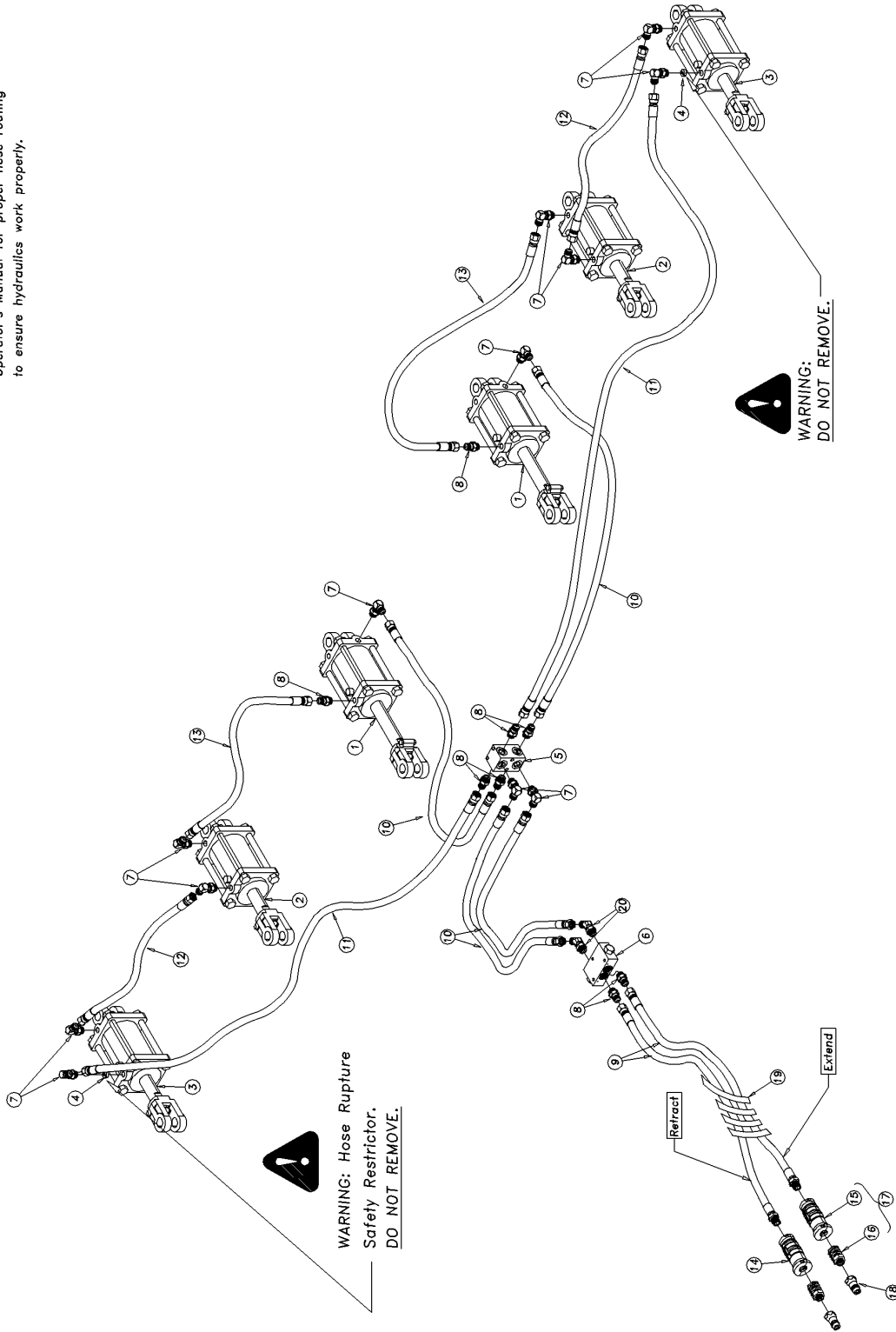
(Applies to 3000TM only)

| Ref | Part No. | Part Description | Comments | Revision |
|------------|-----------------|--------------------------------|---|-----------------|
| | dwg42420 | Image No. | | |
| 1. | 810-739C | CYL REP 3.75X2.5X1.38 ROD(TIE) | Refer to "Hydraulic Cylinder" for breakdown | |
| 2. | 810-740C | CYL REP 3.50X2.5X1.25 ROD(TIE) | Refer to "Hydraulic Cylinder" for breakdown | |
| 3. | 810-741C | CYL REP 3.25X2.5X1.25 ROD(TIE) | Refer to "Hydraulic Cylinder" for breakdown | |
| 4. | 196-430D | ORIFICE PLATE 1/16 3/4 | | |
| 5. | 560-536D | DOUBLE HYD TEE BLOCK | | |
| 6. | 810-599C | LOCK VALVE | | |
| 7. | 811-063C | EL 3/4MJIC 3/4MORB | | |
| 8. | 811-088C | AD 3/4MORB 3/4MJIC | | |
| 9. | 811-879C | HH3/8R2 179 3/4MORB 3/4FJIC | Refer to Hydraulic Layouts in Operators Manual for proper hose routing, to ensure hydraulics work properly. | |
| 10. | 841-580C | HH3/8R2 068 3/4FJIC | | |
| 11. | 811-935C | HH3/8R2 177 3/4FJIC | | |
| 12. | 811-993C | HH3/8R2 075 3/4FJIC | | |
| 13. | 811-580C | HH1/4R1 348 1/2MNPT 9/16FJIC | | |
| 14. | 841-022C | HH3/8R2 059 3/4FJIC | | |
| 15. | 811-827C | HG HANDLE - RED RET | | |
| 16. | 811-914C | HG HANDLE - RED EXT | | |
| 17. | 811-919C | AD 3/4MORB 3/4FORB (HG) | | |
| 18. | 548-002S | HG PAIR - RED MORB-FORB | Includes items 15 thru 17 | |
| 19. | 811-394C | CP 3/4FORB MALE QD POPPET TYPE | | |
| 20. | 575-268D | HOSE WRAP,LARGE SIZE,SHORT(8") | | |
| 21. | 811-690C | EL 45 3/4MORB 3/4MJIC | | |

Hydraulic Gang Angle System 3500TM

(Applies to 3500TM only)

IMPORTANT: Refer to Hydraulic Layouts in Operator's Manual for proper hose routing to ensure hydraulics work properly.



42834

Hydraulic Gang Angle System 3500TM

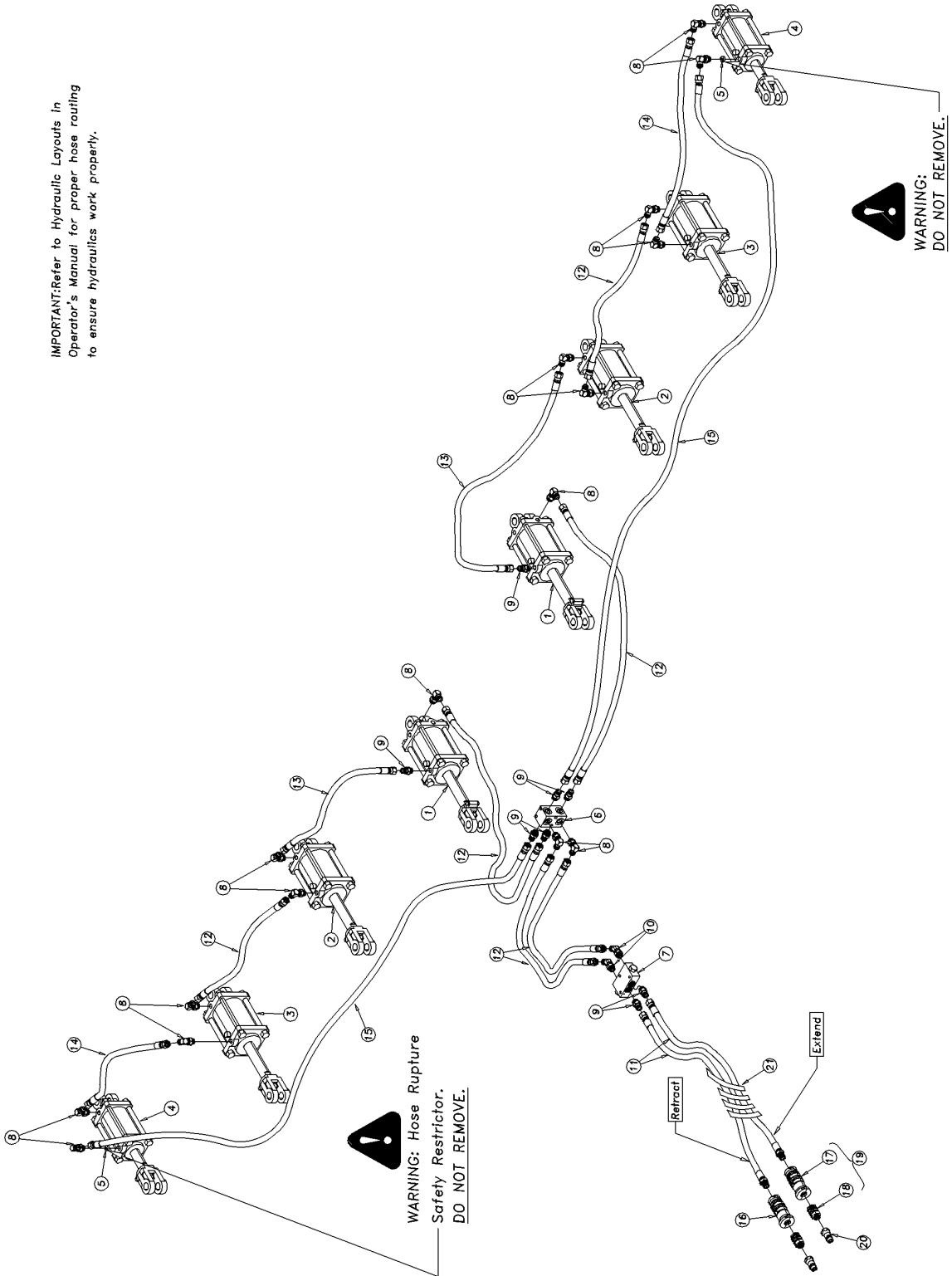
(Applies to 3500TM only)

| Ref | Part No. | Part Description | Comments | Revision |
|------------|-----------------|---------------------------------|---|-----------------|
| | dwg42834 | Image No. | | |
| 1. | 810-847C | CYL REP 4.00X2.5X1.38 ROD (TIE) | Refer to "Hydraulic Cylinder" for breakdown | |
| 2. | 810-846C | CYL REP 3.75X2.5X1.38 ROD (TIE) | Refer to "Hydraulic Cylinder" for breakdown | |
| 3. | 810-845C | CYL REP 3.5X2.5X1.25 ROD (TIE) | Refer to "Hydraulic Cylinder" for breakdown | |
| 4. | 196-430D | ORIFICE PLATE 1/16 3/4 | Refer to Hydraulic Layouts in Operators Manual for proper hose routing, to ensure hydraulics work properly. | |
| 5. | 560-536D | DOUBLE HYD TEE BLOCK | | |
| 6. | 810-599C | LOCK VALVE | | |
| 7. | 811-063C | EL 3/4MJIC 3/4MORB | | |
| 8. | 811-088C | AD 3/4MORB 3/4MJIC | | |
| 9. | 811-735C | HH3/8R2 185 3/4MORB 3/4FJIC | | |
| 10. | 811-670C | HH3/8R2 062 3/4FJIC | | |
| 11. | 811-310C | HH3/8R2 198 3/4FJIC | | |
| 12. | 811-997C | HH3/8R2 084 3/4FJIC | | |
| 13. | 841-305C | HH3/8R2 108 3/4FJIC | | |
| 14. | 811-827C | HG HANDLE - RED RET | | |
| 15. | 811-914C | HG HANDLE - RED EXT | | |
| 16. | 811-919C | AD 3/4MORB 3/4FORB (HG) | | |
| 17. | 548-002S | HG PAIR - RED MORB-FORB | Includes items 14 thru 16 | |
| 18. | 811-394C | CP 3/4FORB MALE QD POPPET TYPE | | |
| 19. | 575-268D | HOSE WRAP,LARGE SIZE,SHORT(8") | | |
| 20. | 811-690C | EL 45 3/4MORB 3/4MJIC | | |

Hydraulic Gang Angle System 4000TM

(Applies to 4000TM only)

IMPORTANT: Refer to Hydraulic Layouts in Operator's Manual for proper hose routing to ensure hydraulics work properly.



42832

Hydraulic Gang Angle System 4000TM

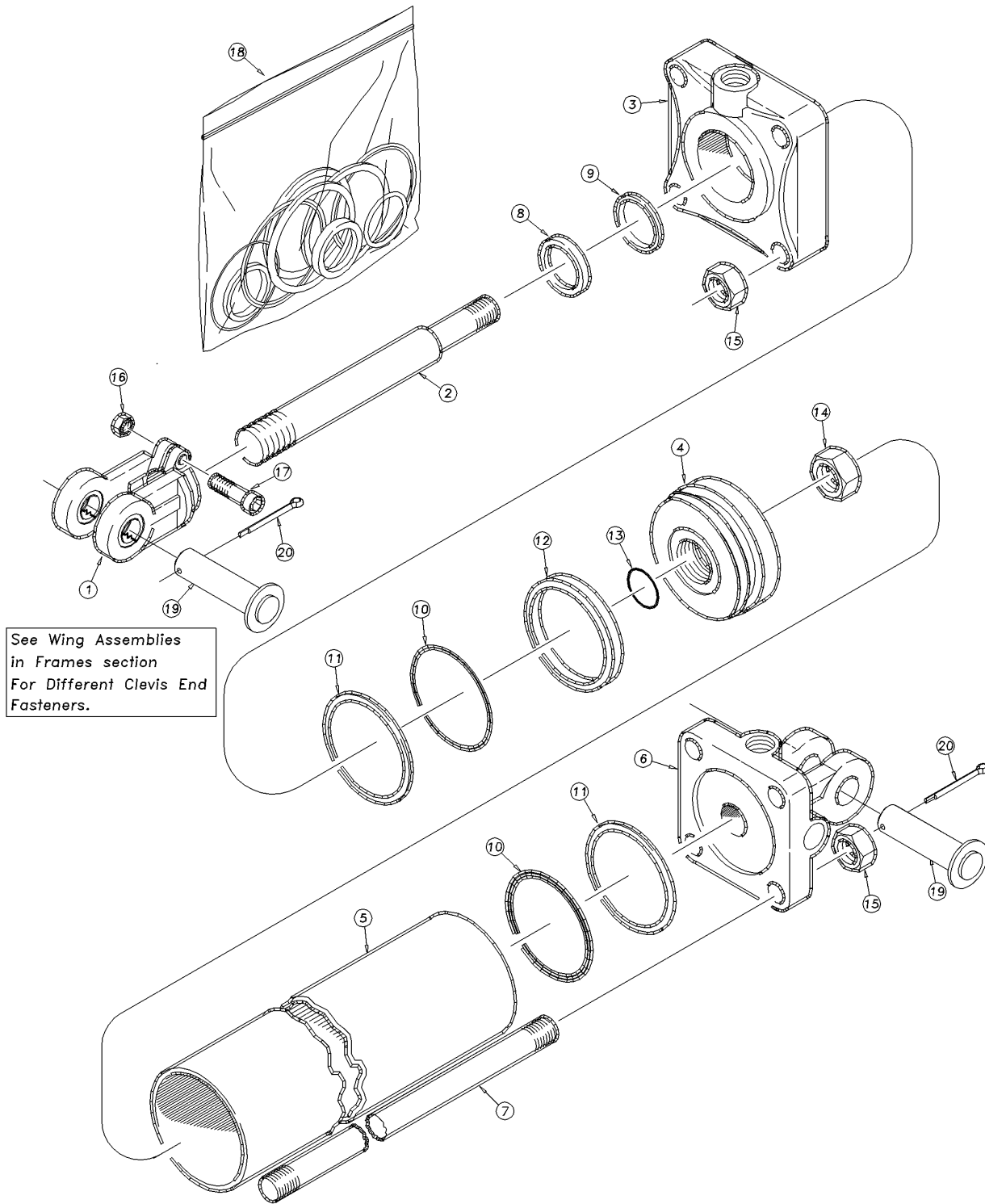
(Applies to 4000TM only)

| Ref | Part No. | Part Description | Comments | Revision |
|------------|-----------------|---------------------------------|---|-----------------|
| | dwg42832 | Image No. | | |
| 1. | 810-847C | CYL REP 4.00X2.5X1.38 ROD (TIE) | Refer to "Hydraulic Cylinder" for breakdown | |
| 2. | 810-846C | CYL REP 3.75X2.5X1.38 ROD (TIE) | Refer to "Hydraulic Cylinder" for breakdown | |
| 3. | 810-845C | CYL REP 3.5X2.5X1.25 ROD (TIE) | Refer to "Hydraulic Cylinder" for breakdown | |
| 4. | 810-741C | CYL REP 3.25X2.5X1.25 ROD(TIE) | Refer to "Hydraulic Cylinder" for breakdown | |
| 5. | 196-430D | ORIFICE PLATE 1/16 3/4 | Refer to Hydraulic Layouts in Operators Manual for proper hose routing, to ensure hydraulics work properly. | |
| 6. | 560-536D | DOUBLE HYD TEE BLOCK | | |
| 7. | 810-599C | LOCK VALVE | | |
| 8. | 811-063C | EL 3/4MJIC 3/4MORB | | |
| 9. | 811-088C | AD 3/4MORB 3/4MJIC | | |
| 10. | 811-690C | EL 45 3/4MORB 3/4MJIC | | |
| 11. | 811-735C | HH3/8R2 185 3/4MORB 3/4FJIC | | |
| 12. | 811-670C | HH3/8R2 062 3/4FJIC | | |
| 13. | 841-281C | HH3/8R2 096 3/4FJIC | | |
| 14. | 811-983C | HH3/8R2 073 3/4FJIC | | |
| 15. | 811-663C | HH3/8R2 225 3/4FJIC | | |
| 16. | 811-827C | HG HANDLE - RED RET | | |
| 17. | 811-914C | HG HANDLE - RED EXT | | |
| 18. | 811-919C | AD 3/4MORB 3/4FORB (HG) | | |
| 19. | 548-002S | HG PAIR - RED MORB-FORB | Includes items 16 thru 18 | |
| 20. | 811-394C | CP 3/4FORB MALE QD POPPET TYPE | | |
| 21. | 575-268D | HOSE WRAP,LARGE SIZE,SHORT(8") | | |

[Table of Contents](#) [Part Number Index](#)

Hydraulic Cylinder (810-490C 4X24X2 ROD)

(Applies to 1800TM, 4000TM only)



41913

Hydraulic Cylinder (810-490C 4X24X2 ROD)

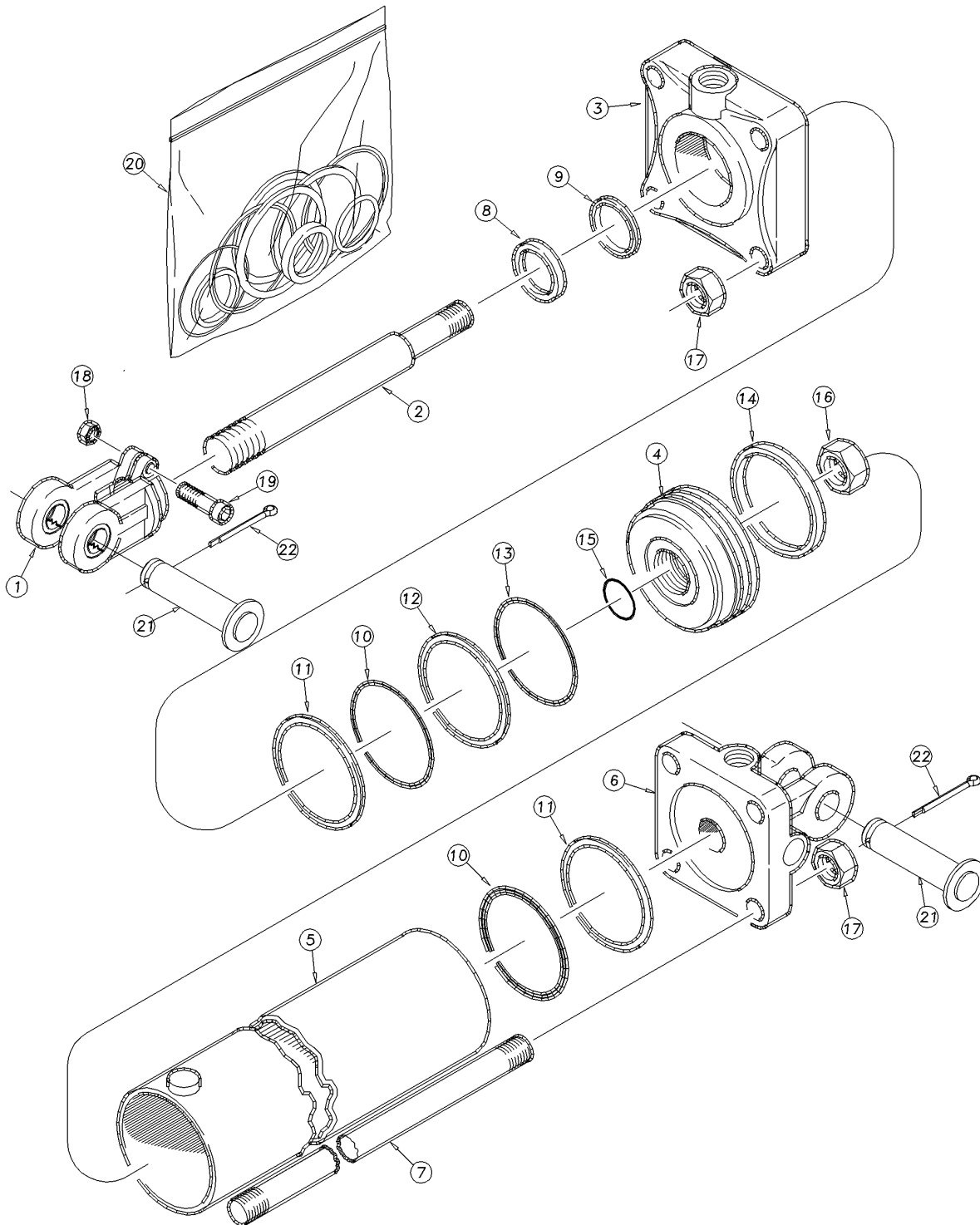
(Applies to 1800TM, 4000TM only)

| Ref | Part No. | Part Description | Comments | Revision |
|------------|-----------------|--------------------------------|-----------------|-----------------|
| | dwg41913 | Image No. | | |
| 1. | 1M7021-ADI | MW ROD CLEVIS 1.00PN 1.5-12THD | | |
| 2. | 2S6670NC | MIDWAY ROD | | |
| 3. | 3R6012 | HEAD MIDWAY | | |
| 4. | 4M6108 | MW PISTON | | |
| 5. | 5M6132 | MW TUBE 4 X 24 CYLINDER | | |
| 6. | 6R5162-ADI | MIDWAY ADI BASE | | |
| 7. | 7M6332 | MW TIE ROD 4 X 24 CYLINDER | | |
| 8. | | MW WIPER | Only in item 18 | |
| 9. | | U-CUP | Only in item 18 | |
| 10. | | O-RING MIDWAY | Only in item 18 | |
| 11. | | BACK UP MIDWAY | Only in item 18 | |
| 12. | | CROWN SEAL MIDWAY | Only in item 18 | |
| 13. | | MW PISTON NUT SEAL | Only in item 18 | |
| 14. | 2A0024 | MW PISTON NUT 1-14 | | |
| 15. | 2A0018 | MW TIE ROD NUT | | |
| 16. | 803-234C | NUT HEX 3/8-16 PLAIN | | |
| 17. | 802-023C | HHCS 3/8-16X1 3/4 GR5 | | |
| 18. | 810-014C | CYL SEAL KIT 4 X 16 MW 5A6106 | | |
| 19. | 805-396C | PIN CLEVIS 1 X 3 3/8 USABLE | | |
| 20. | 805-058C | PIN COTTER 3/16 X 2 | | |

[Table of Contents](#) [Part Number Index](#)

Hydraulic Cylinder (810-501C 4X10X1.38 ROD)

(Applies to 3000TM, 3500TM, 4000TM only)



41918

Hydraulic Cylinder (810-501C 4X10X1.38 ROD)

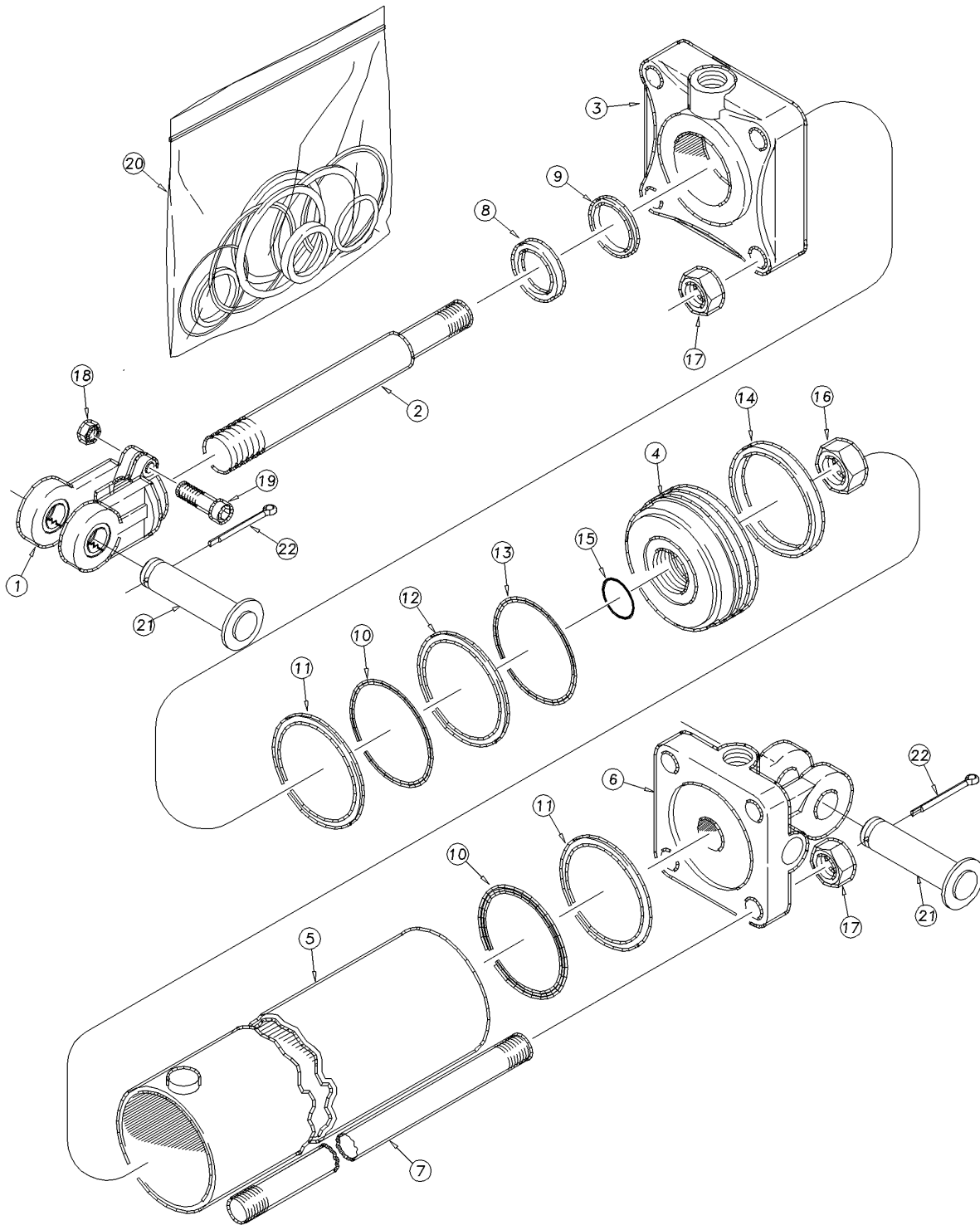
(Applies to 3000TM, 3500TM, 4000TM only)

| Ref | Part No. | Part Description | Comments | Revision |
|------------|-----------------|------------------------------|-----------------|-----------------|
| | dwg41918 | Image No. | | |
| 1. | 1M7016-ADI | MIDWAY HARDENED CLEVIS ADI | | |
| 2. | 2M6816 | MW ROD 1 3/8 DIA | | |
| 3. | 3R5840 | MW HEAD | | |
| 4. | 4R5109 | MW PISTON | | |
| 5. | 5R5118 | MIDWAY TUBE | | |
| 6. | 6R5164-ADI | MIDWAY ADI BASE | | |
| 7. | 7M6318 | MW TIE ROD 4 X 10 CYLINDER | | |
| 8. | | MW WIPER SEAL | Only in item 20 | |
| 9. | | U-CUP | Only in item 20 | |
| 10. | | O-RING MIDWAY | Only in item 20 | |
| 11. | | BACK UP MIDWAY | Only in item 20 | |
| 12. | | TEFLON SEAL | Only in item 20 | |
| 13. | | LOADER | Only in item 20 | |
| 14. | | WEAR RING | Only in item 20 | |
| 15. | | O-RING | Only in item 20 | |
| 16. | 2A0024 | MW PISTON NUT 1-14 | | |
| 17. | 2A0018 | MW TIE ROD NUT | | |
| 18. | 803-234C | NUT HEX 3/8-16 PLAIN | | |
| 19. | 802-023C | HHCS 3/8-16X1 3/4 GR5 | | |
| 20. | 810-151C | SEAL KIT MW 4 RPH CYL 4A5103 | | |
| 21. | 805-396C | PIN CLEVIS 1 X 3 1/8 USABLE | | |
| 22. | 805-058C | PIN COTTER 3/16 X 2 | | |

[Table of Contents](#) [Part Number Index](#)

Hydraulic Cylinder (810-502C 3.75X10X1.38 ROD)

(Applies to 1200TM, 1500TM, 1800TM, 2400TM, 3000TM, 4000TM only)



41918

Hydraulic Cylinder (810-502C 3.75X10X1.38 ROD)

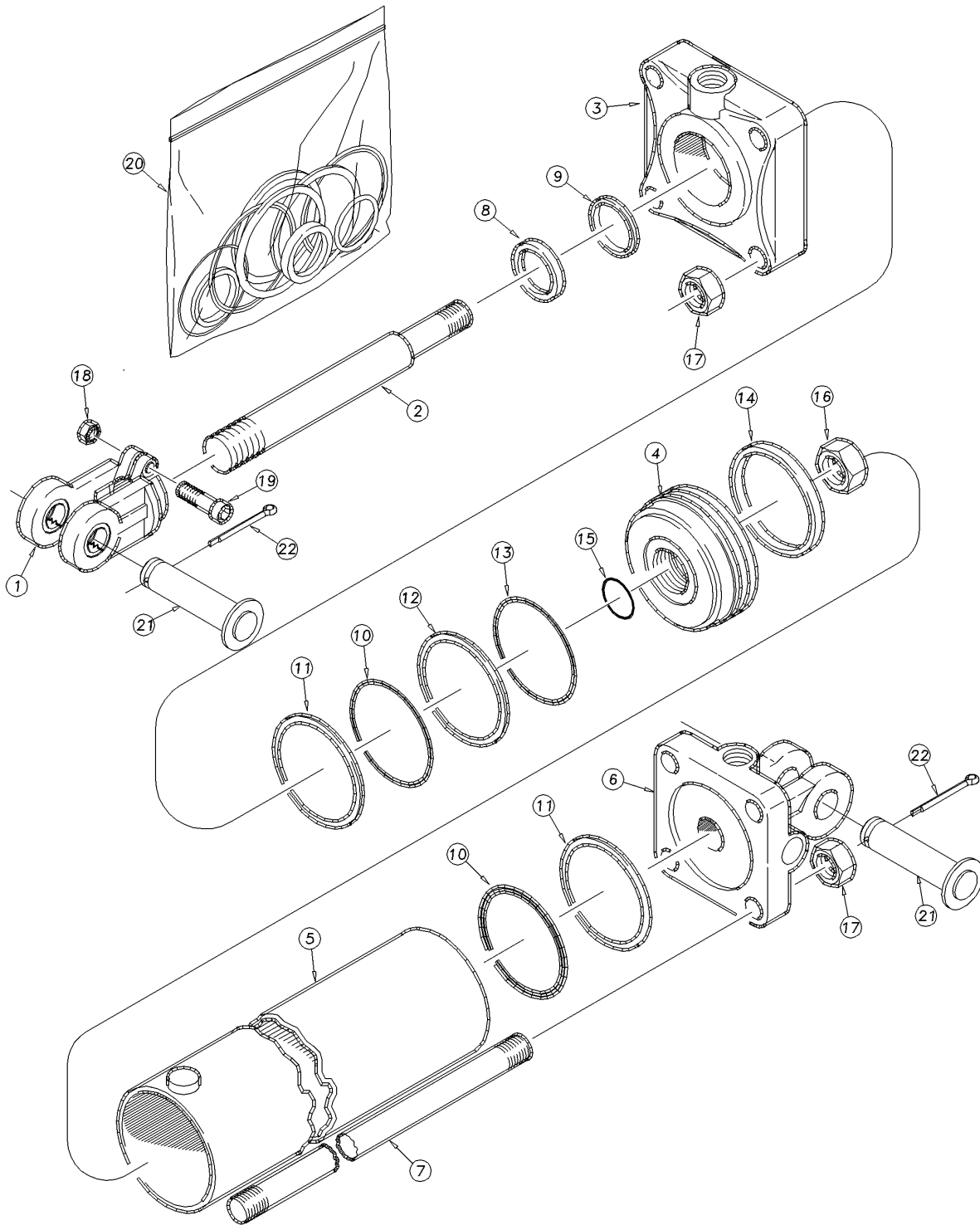
(Applies to 1200TM, 1500TM, 1800TM, 2400TM, 3000TM, 4000TM only)

| Ref | Part No. | Part Description | Comments | Revision |
|-----|------------|-------------------------------|-----------------|----------|
| | dwg41918 | Image No. | | |
| 1. | 1M7016-ADI | MIDWAY HARDENED CLEVIS ADI | | |
| 2. | 2M6816 | MW ROD 1 3/8 DIA | | |
| 3. | 3R4840 | MW HEAD | | |
| 4. | 4R4109 | PISTON MIDWAY | | |
| 5. | 5R4118 | MIDWAY TUBE | | |
| 6. | 6R4164-ADI | MIDWAY ADI BASE | | |
| 7. | 7M6318 | MW TIE ROD 4 X 10 CYLINDER | | |
| 8. | | MW WIPER SEAL | Only in item 20 | |
| 9. | | U-CUP | Only in item 20 | |
| 10. | | O-RING MIDWAY | Only in item 20 | |
| 11. | | BACK UP MIDWAY | Only in item 20 | |
| 12. | | TEFLON SEAL | Only in item 20 | |
| 13. | | LOADER | Only in item 20 | |
| 14. | | WEAR RING | Only in item 20 | |
| 15. | | O-RING | Only in item 20 | |
| 16. | 2A0024 | MW PISTON NUT 1-14 | | |
| 17. | 2A0018 | MW TIE ROD NUT | | |
| 18. | 803-234C | NUT HEX 3/8-16 PLAIN | | |
| 19. | 802-023C | HHCS 3/8-16X1 3/4 GR5 | | |
| 20. | 810-373C | SEAL KIT MW 3.75X1.375 4A4103 | | |
| 21. | 805-396C | PIN CLEVIS 1 X 3 1/8 USABLE | | |
| 22. | 805-058C | PIN COTTER 3/16 X 2 | | |

[Table of Contents](#) [Part Number Index](#)

Hydraulic Cylinder (810-517C 4.25X10X1.50 ROD)

(Applies to 3500TM, 4000TM only)



41918

Hydraulic Cylinder (810-517C 4.25X10X1.50 ROD)

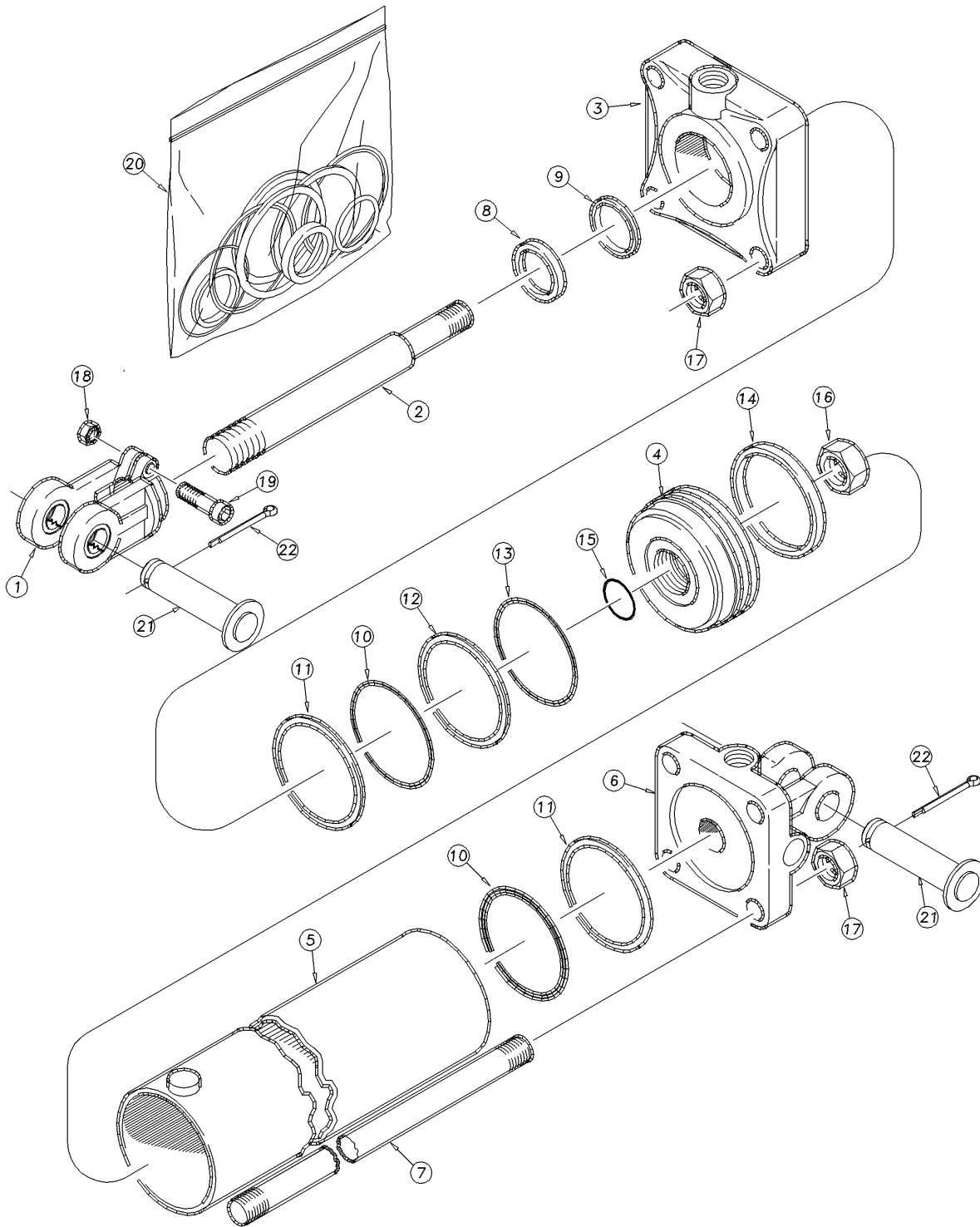
(Applies to 3500TM, 4000TM only)

| Ref | Part No. | Part Description | Comments | Revision |
|-----|------------|--------------------------------|-----------------|----------|
| | dwg41918 | Image No. | | |
| 1. | 1M7021-ADI | MW ROD CLEVIS 1.00PN 1.5-12THD | | |
| 2. | 2S7516NC | MIDWAY ROD | | |
| 3. | 3R6940 | MW HEAD | | |
| 4. | 4R6109 | PISTON MIDWAY | | |
| 5. | 5R6118 | MIDWAY TUBE | | |
| 6. | 6R6164-ADI | MIDWAY ADI BASE | | |
| 7. | 7M7318 | MIDWAY TIE ROD F/ 4 1/4 X 10 | | |
| 8. | | MW WIPER | Only in item 20 | |
| 9. | | U-CUP | Only in item 20 | |
| 10. | | O-RING MIDWAY | Only in item 20 | |
| 11. | | BACK UP MIDWAY | Only in item 20 | |
| 12. | | TEFLON SEAL | Only in item 20 | |
| 13. | | LOADER | Only in item 20 | |
| 14. | | WEAR RING | Only in item 20 | |
| 15. | | MW PISTON NUT SEAL | Only in item 20 | |
| 16. | 2A0024 | MW PISTON NUT 1-14 | | |
| 17. | 803-257C | NUT HEX 3/4-16 PLAIN | | |
| 18. | 803-234C | NUT HEX 3/8-16 PLAIN | | |
| 19. | 802-023C | HHCS 3/8-16X1 3/4 GR5 | | |
| 20. | 810-144C | SEAL KIT MW 4.25 RPHCYL 4A6104 | | |
| 21. | 805-396C | PIN CLEVIS 1 X 3 1/8 USABLE | | |
| 22. | 805-058C | PIN COTTER 3/16 X 2 | | |

[Table of Contents](#) [Part Number Index](#)

Hydraulic Cylinder (810-588C 3.50X10X1.25 ROD)

(Applies to 1800TM only)



41918

Hydraulic Cylinder (810-588C 3.50X10X1.25 ROD)

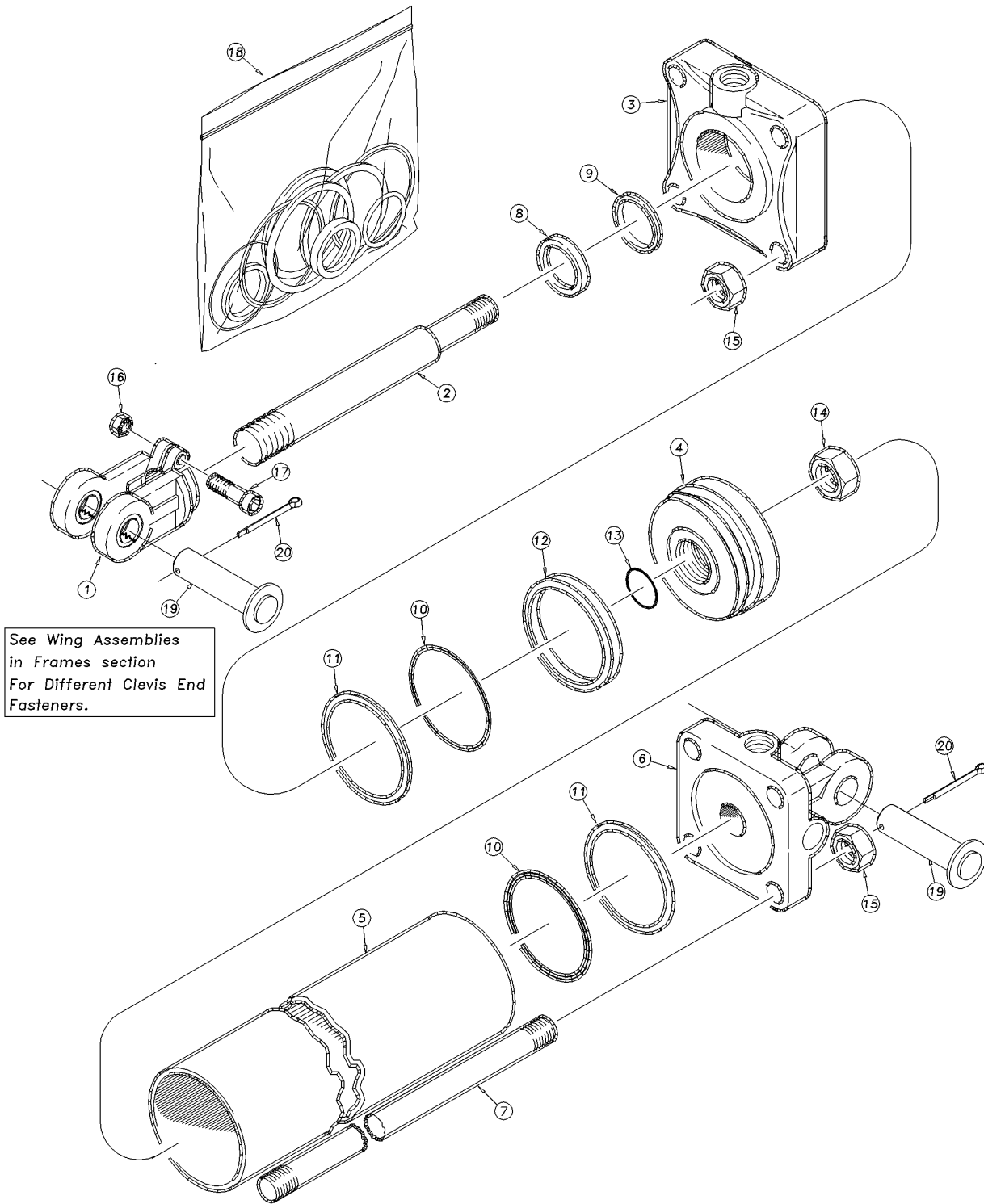
(Applies to 1800TM only)

| Ref | Part No. | Part Description | Comments | Revision |
|-----|------------|-------------------------------|-----------------|----------|
| | dwg41918 | Image No. | | |
| 1. | 1M7016-ADI | MIDWAY HARDENED CLEVIS ADI | | |
| 2. | 2M5416NC | MW ROD | | |
| 3. | 3R3440 | MW HEAD | | |
| 4. | 4R3109 | PISTON MIDWAY | | |
| 5. | 5R3118 | TUBE MIDWAY | | |
| 6. | 6R3164-ADI | MIDWAY ADI BASE | | |
| 7. | 7M5318 | TIE ROD MIDWAY | | |
| 8. | | MW WIPER | Only in item 20 | |
| 9. | | U-CUP | Only in item 20 | |
| 10. | | O-RING MIDWAY | Only in item 20 | |
| 11. | | BACK UP MIDWAY | Only in item 20 | |
| 12. | | TEFLON SEAL | Only in item 20 | |
| 13. | | LOADER | Only in item 20 | |
| 14. | | WEAR RING | Only in item 20 | |
| 15. | | MW PISTON NUT SEAL | Only in item 20 | |
| 16. | 2A0024 | MW PISTON NUT 1-14 | | |
| 17. | 2A0016 | MW TIE ROD NUT | | |
| 18. | 803-234C | NUT HEX 3/8-16 PLAIN | | |
| 19. | 802-023C | HHCS 3/8-16X1 3/4 GR5 | | |
| 20. | 810-174C | SEAL KIT MW 3.5 RPHCYL 4A3104 | | |
| 21. | 805-396C | PIN CLEVIS 1 X 3 1/8 USABLE | | |
| 22. | 805-058C | PIN COTTER 3/16 X 2 | | |

[Table of Contents](#) [Part Number Index](#)

Hydraulic Cylinder (810-638C 4X30X2 ROD)

(Applies to 2400TM, 3000TM only)



Hydraulic Cylinder (810-638C 4X30X2 ROD)

(Applies to 2400TM, 3000TM only)

| Ref | Part No. | Part Description | Comments | Revision |
|-----|------------|--------------------------------|-----------------|----------|
| | dwg41913 | Image No. | | |
| 1. | 1M7021-ADI | MW ROD CLEVIS 1.00PN 1.5-12THD | | |
| 2. | 2S6676NC | MIDWAY ROD | | |
| 3. | 3R6012 | HEAD MIDWAY | | |
| 4. | 4M6108 | MW PISTON | | |
| 5. | 5M6138 | MIDWAY TUBE | | |
| 6. | 6R5162-ADI | MIDWAY ADI BASE | | |
| 7. | 7M6338 | MIDWAY TIE ROD | | |
| 8. | | MW WIPER | Only in item 18 | |
| 9. | | U-CUP | Only in item 18 | |
| 10. | | O-RING MIDWAY | Only in item 18 | |
| 11. | | BACK UP MIDWAY | Only in item 18 | |
| 12. | | CROWN SEAL MIDWAY | Only in item 18 | |
| 13. | | MW PISTON NUT SEAL | Only in item 18 | |
| 14. | 2A0024 | MW PISTON NUT 1-14 | | |
| 15. | 2A0018 | MW TIE ROD NUT | | |
| 16. | 803-234C | NUT HEX 3/8-16 PLAIN | | |
| 17. | 802-023C | HHCS 3/8-16X1 3/4 GR5 | | |
| 18. | 810-014C | CYL SEAL KIT 4 X 16 MW 5A6106 | | |
| 19. | 805-396C | PIN CLEVIS 1 X 3 1/8 USABLE | | |
| 20. | 805-058C | PIN COTTER 3/16 X 2 | | |

Hydraulic Cylinder (810-739C 3.75X2.5X1.38 ROD)

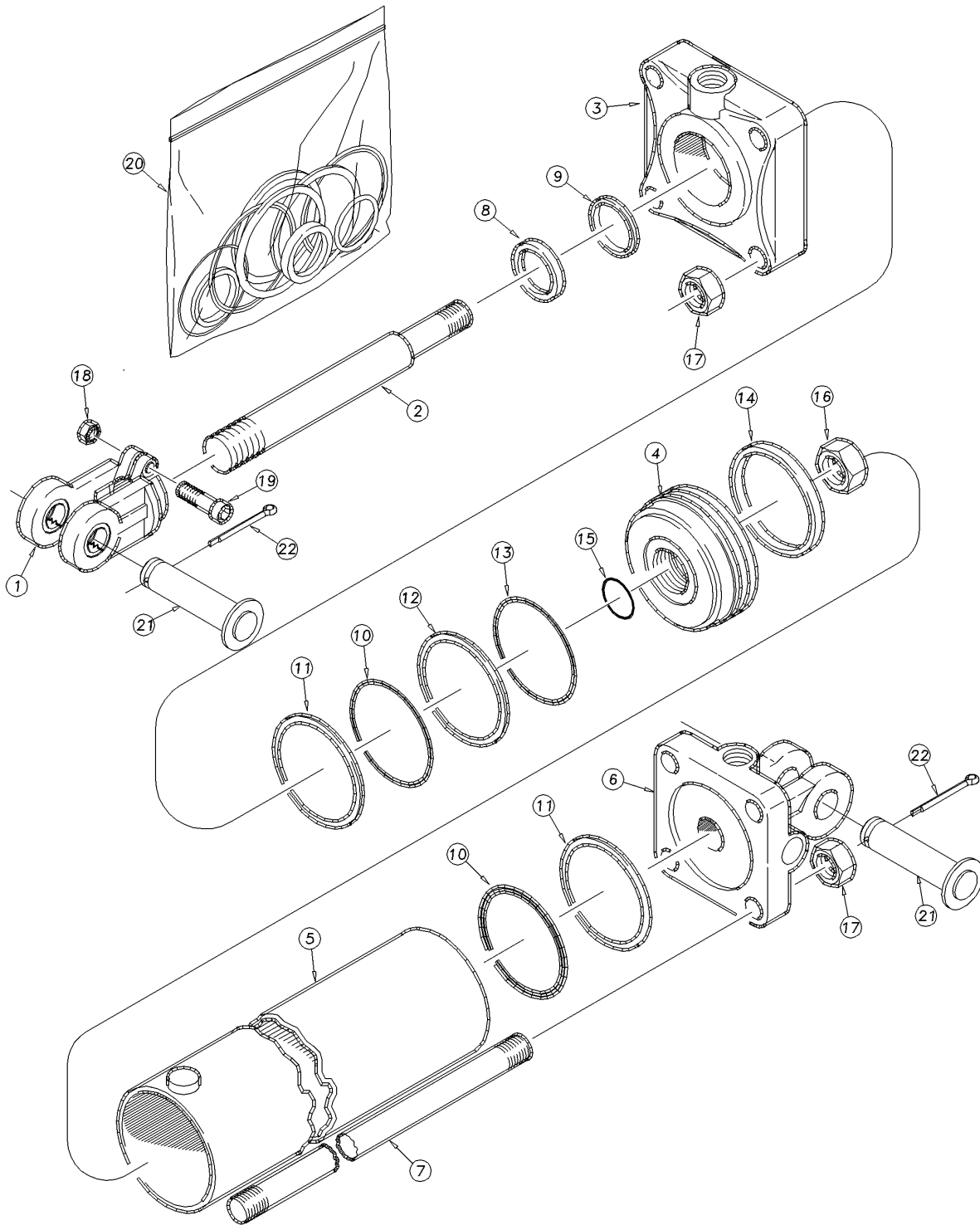
(Applies to 1800TM, 2400TM, 3000TM only)

| Ref | Part No. | Part Description | Comments | Revision |
|-----|------------|-------------------------------|-----------------|----------|
| | dwg41918 | Image No. | | |
| 1. | 1M7016-ADI | MIDWAY HARDENED CLEVIS ADI | | |
| 2. | 2M6808NC | ROD | | |
| 3. | 3R4840 | HEAD | | |
| 4. | 4R4109 | PISTON | | |
| 5. | 5R4108 | TUBE | | |
| 6. | 6R4162-ADI | BASE | | |
| 7. | 7M6308 | MW TIE ROD | | |
| 8. | | MW WIPER SEAL | Only in item 20 | |
| 9. | | U-CUP | Only in item 20 | |
| 10. | | O-RING MIDWAY | Only in item 20 | |
| 11. | | BACK UP MIDWAY | Only in item 20 | |
| 12. | | TEFLON SEAL | Only in item 20 | |
| 13. | | LOADER | Only in item 20 | |
| 14. | | WEAR RING | Only in item 20 | |
| 15. | | O-RING | Only in item 20 | |
| 16. | 2A0024 | MW PISTON NUT 1-14 | | |
| 17. | 2A0018 | MW TIE ROD NUT | | |
| 18. | 803-234C | NUT HEX 3/8-16 PLAIN | | |
| 19. | 802-023C | HHCS 3/8-16X1 3/4 GR5 | | |
| 20. | 810-373C | SEAL KIT MW 3.75X1.375 4A4103 | | |
| 21. | 805-396C | PIN CLEVIS 1 X 3 1/8 USABLE | | |
| 22. | 805-058C | PIN COTTER 3/16 X 2 | | |

[Table of Contents](#) [Part Number Index](#)

Hydraulic Cylinder (810-740C 3.50X2.5X1.25 ROD)

(Applies to 1800TM, 2400TM, 3000TM only)



41918

Hydraulic Cylinder (810-740C 3.50X2.5X1.25 ROD)

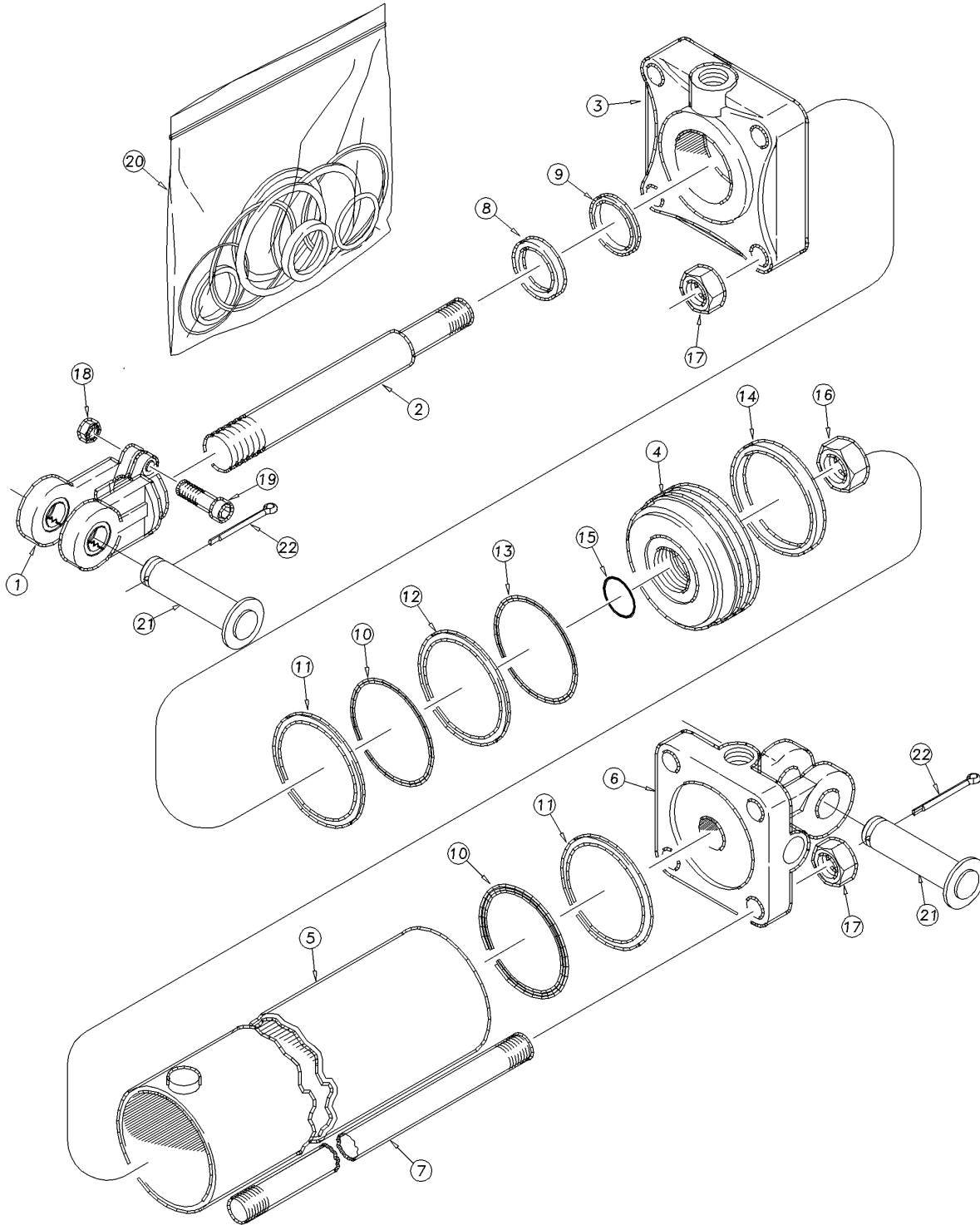
(Applies to 1800TM, 2400TM, 3000TM only)

| Ref | Part No. | Part Description | Comments | Revision |
|-----|------------|-------------------------------|-----------------|----------|
| | dwg41918 | Image No. | | |
| 1. | 1M7016-ADI | MIDWAY HARDENED CLEVIS ADI | | |
| 2. | 2M5408NC | ROD | | |
| 3. | 3R3440 | HEAD | | |
| 4. | 4R3109 | PISTON | | |
| 5. | 5R3108 | TUBE | | |
| 6. | 6R3162-ADI | BASE | | |
| 7. | 7M5308 | MW TIE ROD | | |
| 8. | | MW WIPER SEAL | Only in item 20 | |
| 9. | | U-CUP | Only in item 20 | |
| 10. | | O-RING MIDWAY | Only in item 20 | |
| 11. | | BACK UP MIDWAY | Only in item 20 | |
| 12. | | TEFLON SEAL | Only in item 20 | |
| 13. | | LOADER | Only in item 20 | |
| 14. | | WEAR RING | Only in item 20 | |
| 15. | | O-RING | Only in item 20 | |
| 16. | 2A0024 | MW PISTON NUT 1-14 | | |
| 17. | 2A0016 | MW TIE ROD NUT | | |
| 18. | 803-234C | NUT HEX 3/8-16 PLAIN | | |
| 19. | 802-023C | HHCS 3/8-16X1 3/4 GR5 | | |
| 20. | 810-174C | SEAL KIT MW 3.5 RPHCYL 4A3104 | | |
| 21. | 805-396C | PIN CLEVIS 1 X 3 1/8 USABLE | | |
| 22. | 805-058C | PIN COTTER 3/16 X 2 | | |

[Table of Contents](#) [Part Number Index](#)

Hydraulic Cylinder (810-741C 3.25X2.5X1.25 ROD)

(Applies to 1200TM, 1500TM, 3000TM, 4000TM only)



41918

Hydraulic Cylinder (810-741C 3.25X2.5X1.25 ROD)

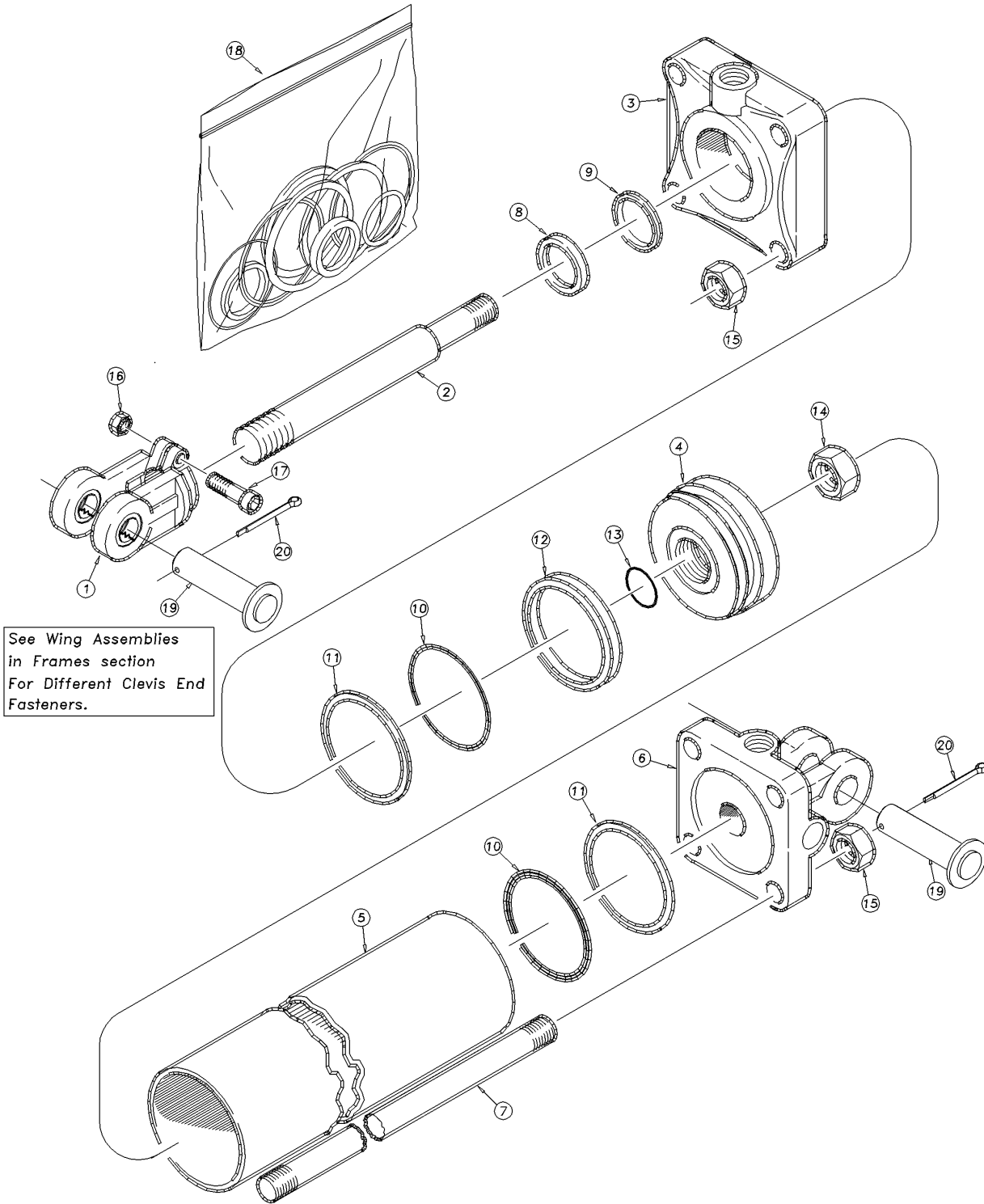
(Applies to 1200TM, 1500TM, 3000TM, 4000TM only)

| Ref | Part No. | Part Description | Comments | Revision |
|-----|------------|--------------------------------|-----------------|----------|
| | dwg41918 | Image No. | | |
| 1. | 1M7016-ADI | MIDWAY HARDENED CLEVIS ADI | | |
| 2. | 2M5408NC | ROD | | |
| 3. | 3R2440 | HEAD | | |
| 4. | 4R2109 | PISTON | | |
| 5. | 5R2108 | TUBE | | |
| 6. | 6R2162-ADI | BASE | | |
| 7. | 7M5308 | MW TIE ROD | | |
| 8. | | MW WIPER SEAL | Only in item 20 | |
| 9. | | U-CUP | Only in item 20 | |
| 10. | | O-RING MIDWAY | Only in item 20 | |
| 11. | | BACK UP MIDWAY | Only in item 20 | |
| 12. | | TEFLON SEAL | Only in item 20 | |
| 13. | | LOADER | Only in item 20 | |
| 14. | | WEAR RING | Only in item 20 | |
| 15. | | O-RING | Only in item 20 | |
| 16. | 2A0024 | MW PISTON NUT 1-14 | | |
| 17. | 2A0016 | MW TIE ROD NUT | | |
| 18. | 803-234C | NUT HEX 3/8-16 PLAIN | | |
| 19. | 802-023C | HHCS 3/8-16X1 3/4 GR5 | | |
| 20. | 810-173C | SEAL KIT MW 3.25 RPHCYL 4A2104 | | |
| 21. | 805-396C | PIN CLEVIS 1 X 3 1/8 USABLE | | |
| 22. | 805-058C | PIN COTTER 3/16 X 2 | | |

[Table of Contents](#) [Part Number Index](#)

Hydraulic Cylinder (810-773C 4.50X36X2 ROD)

(Applies to 4000TM only)



41913

Hydraulic Cylinder (810-773C 4.50X36X2 ROD)

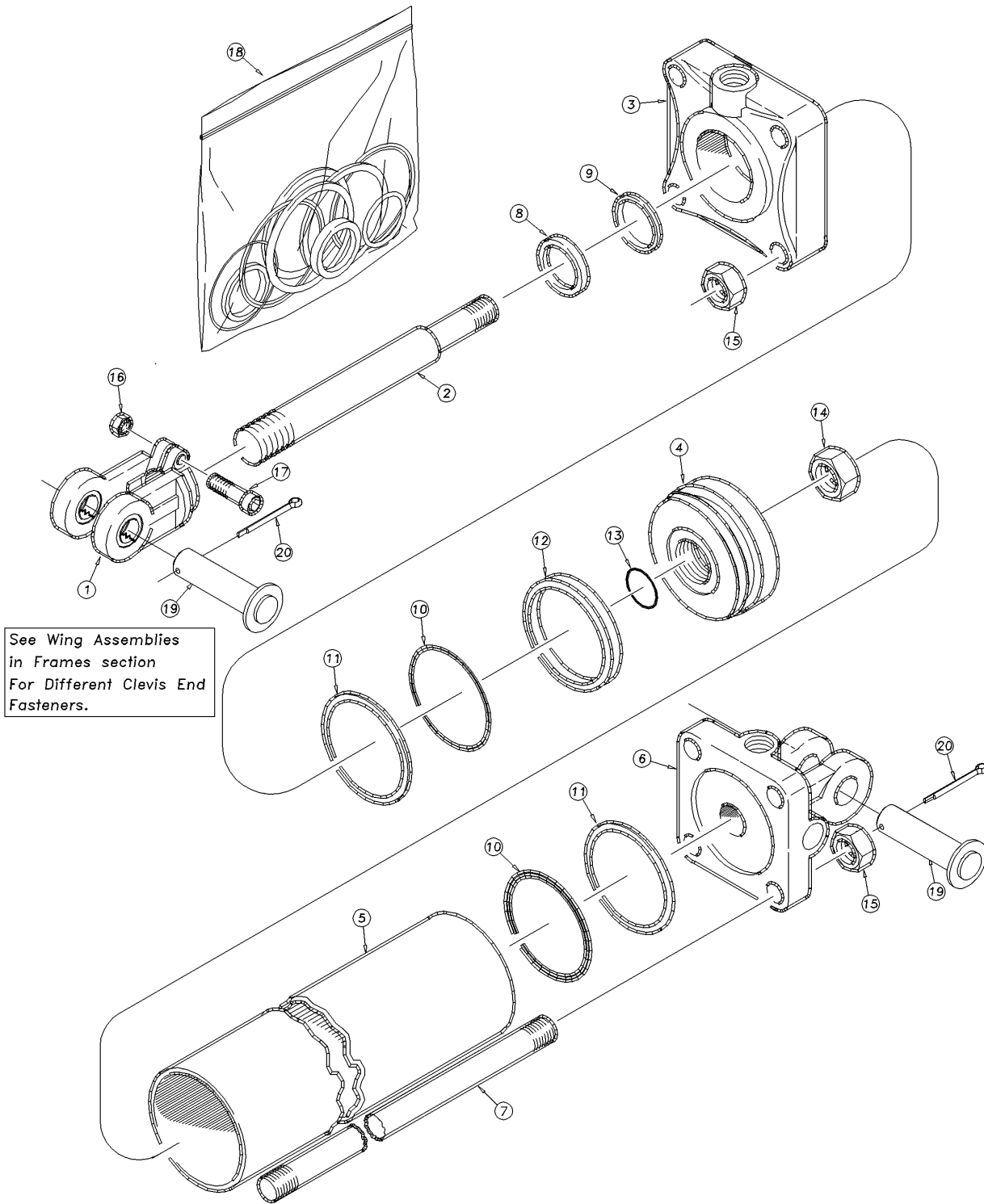
(Applies to 4000TM only)

| Ref | Part No. | Part Description | Comments | Revision |
|-----|------------|--------------------------------|-----------------|----------|
| | dwg41913 | Image No. | | |
| 1. | 1M7021-ADI | MW ROD CLEVIS 1.00PN 1.5-12THD | | |
| 2. | 2S7644NC | MW ROD | | |
| 3. | 3R7612 | MW HEAD 4.5 X 16 X 2 | | |
| 4. | 4M7110 | MW PISTON | | |
| 5. | 5M7544 | MW TUBE | | |
| 6. | 6R7182-ADI | MIDWAY ADI BASE | | |
| 7. | 7M7344 | MW TIE ROD | | |
| 8. | | MW WIPER | Only in item 18 | |
| 9. | | U-CUP | Only in item 18 | |
| 10. | | O-RING MIDWAY | Only in item 18 | |
| 11. | | BACK UP MIDWAY | Only in item 18 | |
| 12. | | CROWN SEAL MIDWAY | Only in item 18 | |
| 13. | | MW PISTON NUT SEAL | Only in item 18 | |
| 14. | 2A0025 | MW PISTON NUT 1 1/4"-12 UNF | | |
| 15. | 803-257C | NUT HEX 3/4-16 PLAIN | | |
| 16. | 803-234C | NUT HEX 3/8-16 PLAIN | | |
| 17. | 802-023C | HHCS 3/8-16X1 3/4 GR5 | | |
| 18. | 810-518C | SEAL KIT MW (5A7122) | | |
| 19. | 805-396C | PIN CLEVIS 1 X 3 1/8 USABLE | | |
| 20. | 805-058C | PIN COTTER 3/16 X 2 | | |

[Table of Contents](#) [Part Number Index](#)

Hydraulic Cylinder (810-844C 4.50X40X2 ROD)

(Applies to 3500TM, 4000TM only)



41913

Hydraulic Cylinder (810-844C 4.50X40X2 ROD)

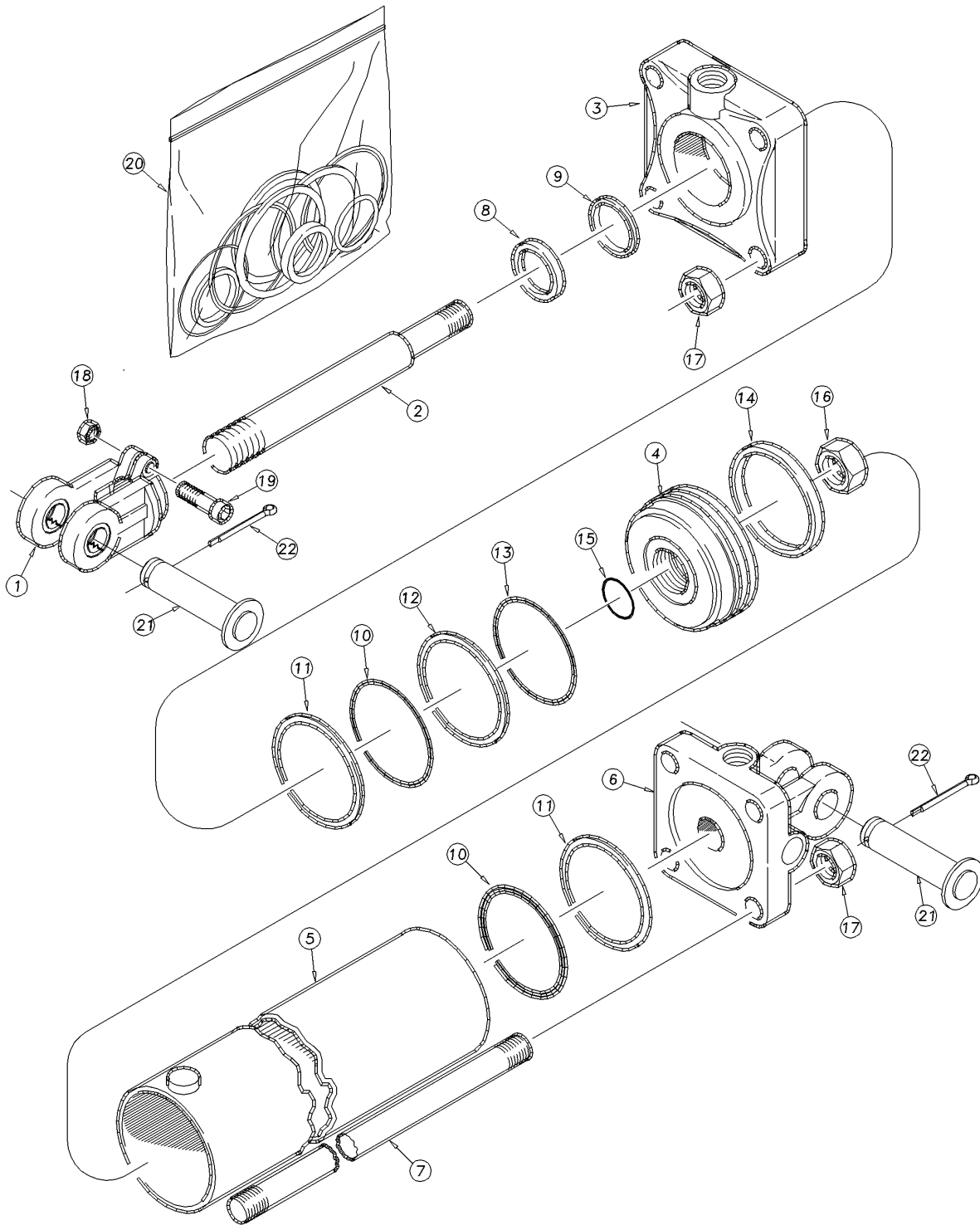
(Applies to 3500TM, 4000TM only)

| Ref | Part No. | Part Description | Comments | Revision |
|-----|------------|--------------------------------|-----------------|----------|
| | dwg41913 | Image No. | | |
| 1. | 1M7021-ADI | MW ROD CLEVIS 1.00PN 1.5-12THD | | |
| 2. | 2S7648NC | MW N/C ROD | | |
| 3. | 3R7612 | MW HEAD 4.5 X 16 X 2 | | |
| 4. | 4M7110 | MW PISTON | | |
| 5. | 5M7548 | MW TUBE | | |
| 6. | 6R7182-ADI | MIDWAY ADI BASE | | |
| 7. | 7M7348 | MW ROD | | |
| 8. | | MW WIPER | Only in item 18 | |
| 9. | | U-CUP | Only in item 18 | |
| 10. | | O-RING MIDWAY | Only in item 18 | |
| 11. | | BACK UP MIDWAY | Only in item 18 | |
| 12. | | CROWN SEAL MIDWAY | Only in item 18 | |
| 13. | | MW PISTON NUT SEAL | Only in item 18 | |
| 14. | 2A0025 | MW PISTON NUT 1 1/4"-12 UNF | | |
| 15. | 803-257C | NUT HEX 3/4-16 PLAIN | | |
| 16. | 803-234C | NUT HEX 3/8-16 PLAIN | | |
| 17. | 802-023C | HHCS 3/8-16X1 3/4 GR5 | | |
| 18. | 810-518C | SEAL KIT MW (5A7122) | | |
| 19. | 805-396C | PIN CLEVIS 1 X 3 1/8 USABLE | | |
| 20. | 805-058C | PIN COTTER 3/16 X 2 | | |

[Table of Contents](#) [Part Number Index](#)

Hydraulic Cylinder (810-845C 3.50X2.5X1.25 ROD)

(Applies to 3500TM, 4000TM only)



41918

Hydraulic Cylinder (810-845C 3.50X2.5X1.25 ROD)

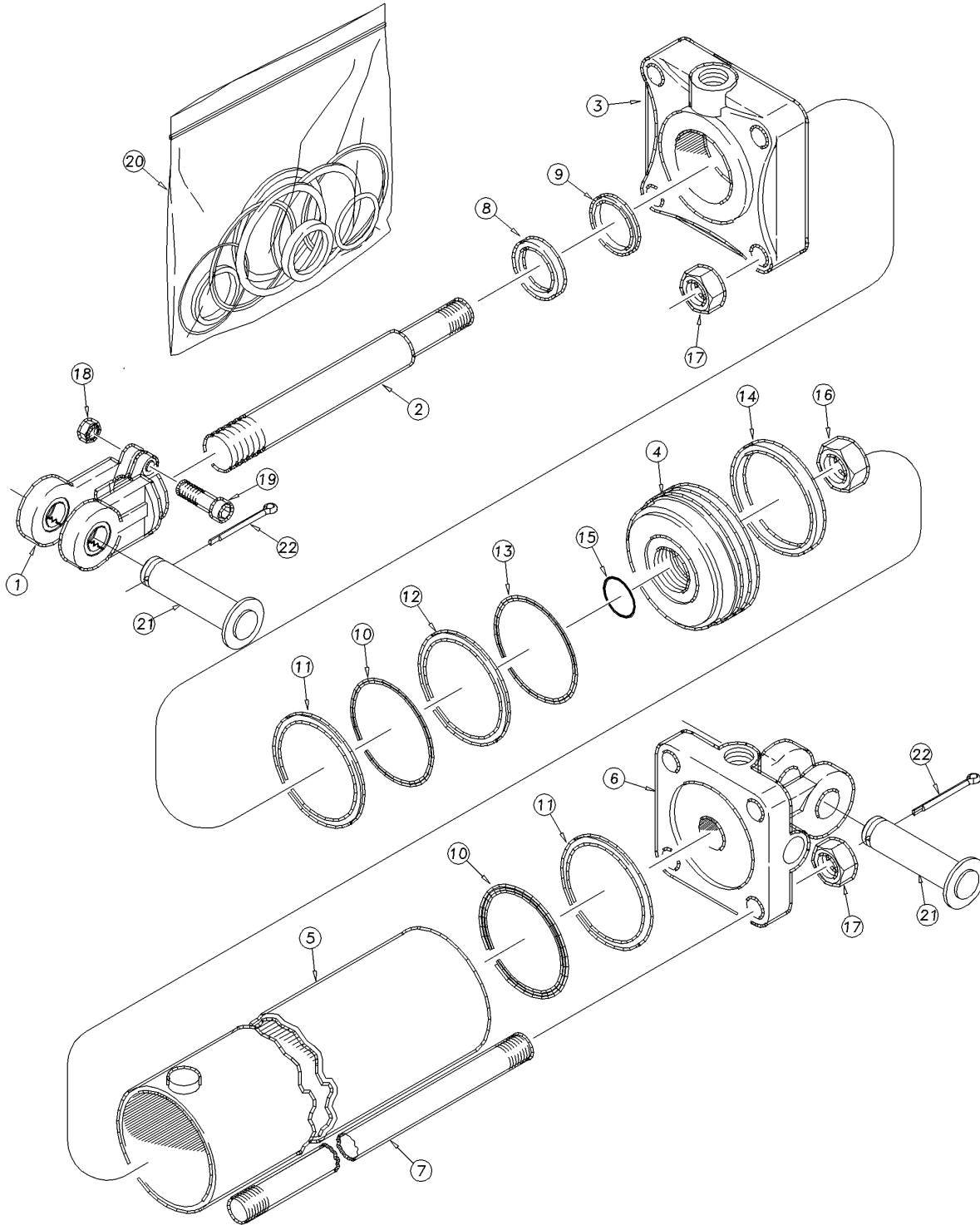
(Applies to 3500TM, 4000TM only)

| Ref | Part No. | Part Description | Comments | Revision |
|-----|------------|-------------------------------|-----------------|----------|
| | dwg41918 | Image No. | | |
| 1. | 1M7016-ADI | MIDWAY HARDENED CLEVIS ADI | | |
| 2. | 2M5411NC | MW N/C ROD | | |
| 3. | 3R3440 | MW HEAD | | |
| 4. | 4R3109 | PISTON MIDWAY | | |
| 5. | 5R3108 | MW TUBE ASSEMBLY | | |
| 6. | 6R3166-ADI | MW BASE | | |
| 7. | 7M5308 | MW TIE ROD | | |
| 8. | | MW WIPER SEAL | Only in item 20 | |
| 9. | | U-CUP | Only in item 20 | |
| 10. | | O-RING MIDWAY | Only in item 20 | |
| 11. | | BACK UP MIDWAY | Only in item 20 | |
| 12. | | TEFLON SEAL | Only in item 20 | |
| 13. | | LOADER | Only in item 20 | |
| 14. | | WEAR RING | Only in item 20 | |
| 15. | | O-RING | Only in item 20 | |
| 16. | 2A0024 | MW PISTON NUT 1-14 | | |
| 17. | 2A0016 | MW TIE ROD NUT | | |
| 18. | 803-234C | NUT HEX 3/8-16 PLAIN | | |
| 19. | 802-023C | HHCS 3/8-16X1 3/4 GR5 | | |
| 20. | 810-174C | SEAL KIT MW 3.5 RPHCYL 4A3104 | | |
| 21. | 805-396C | PIN CLEVIS 1 X 3 1/8 USABLE | | |
| 22. | 805-058C | PIN COTTER 3/16 X 2 | | |

[Table of Contents](#) [Part Number Index](#)

Hydraulic Cylinder (810-846C 3.750X2.5X1.38 ROD)

(Applies to 3500TM, 4000TM only)



41918

Hydraulic Cylinder (810-846C 3.750X2.5X1.38 ROD)

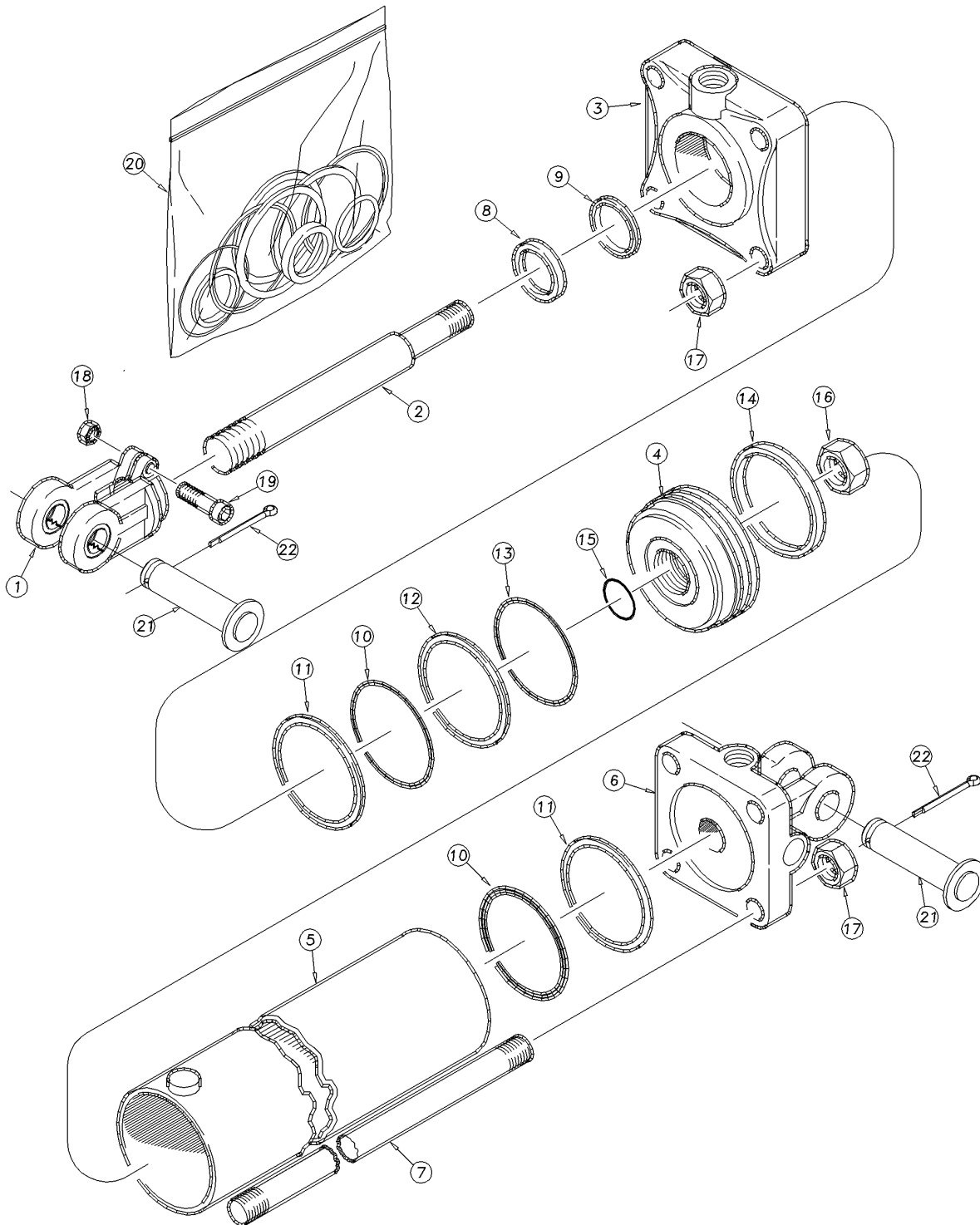
(Applies to 3500TM, 4000TM only)

| Ref | Part No. | Part Description | Comments | Revision |
|-----|------------|-------------------------------|-----------------|----------|
| | dwg41918 | Image No. | | |
| 1. | 1M7016-ADI | MIDWAY HARDENED CLEVIS ADI | | |
| 2. | 2M6811NC | MW N/C ROD | | |
| 3. | 3R4840 | MW HEAD | | |
| 4. | 4R4109 | PISTON MIDWAY | | |
| 5. | 5R4108 | MW TUBE ASSEMBLY | | |
| 6. | 6R4166-ADI | MW BASE | | |
| 7. | 7M6308 | MW TIE ROD | | |
| 8. | | MW WIPER SEAL | Only in item 20 | |
| 9. | | U-CUP | Only in item 20 | |
| 10. | | O-RING MIDWAY | Only in item 20 | |
| 11. | | BACK UP MIDWAY | Only in item 20 | |
| 12. | | TEFLON SEAL | Only in item 20 | |
| 13. | | LOADER | Only in item 20 | |
| 14. | | WEAR RING | Only in item 20 | |
| 15. | | O-RING | Only in item 20 | |
| 16. | 2A0024 | MW PISTON NUT 1-14 | | |
| 17. | 2A0018 | MW TIE ROD NUT | | |
| 18. | 803-234C | NUT HEX 3/8-16 PLAIN | | |
| 19. | 802-023C | HHCS 3/8-16X1 3/4 GR5 | | |
| 20. | 810-373C | SEAL KIT MW 3.75X1.375 4A4103 | | |
| 21. | 805-396C | PIN CLEVIS 1 X 3 1/8 USABLE | | |
| 22. | 805-058C | PIN COTTER 3/16 X 2 | | |

[Table of Contents](#) [Part Number Index](#)

Hydraulic Cylinder (810-847C 4.00X2.5X1.38 ROD)

(Applies to 3500TM, 4000TM only)



41918

Hydraulic Cylinder (810-847C 4.00X2.5X1.38 ROD)

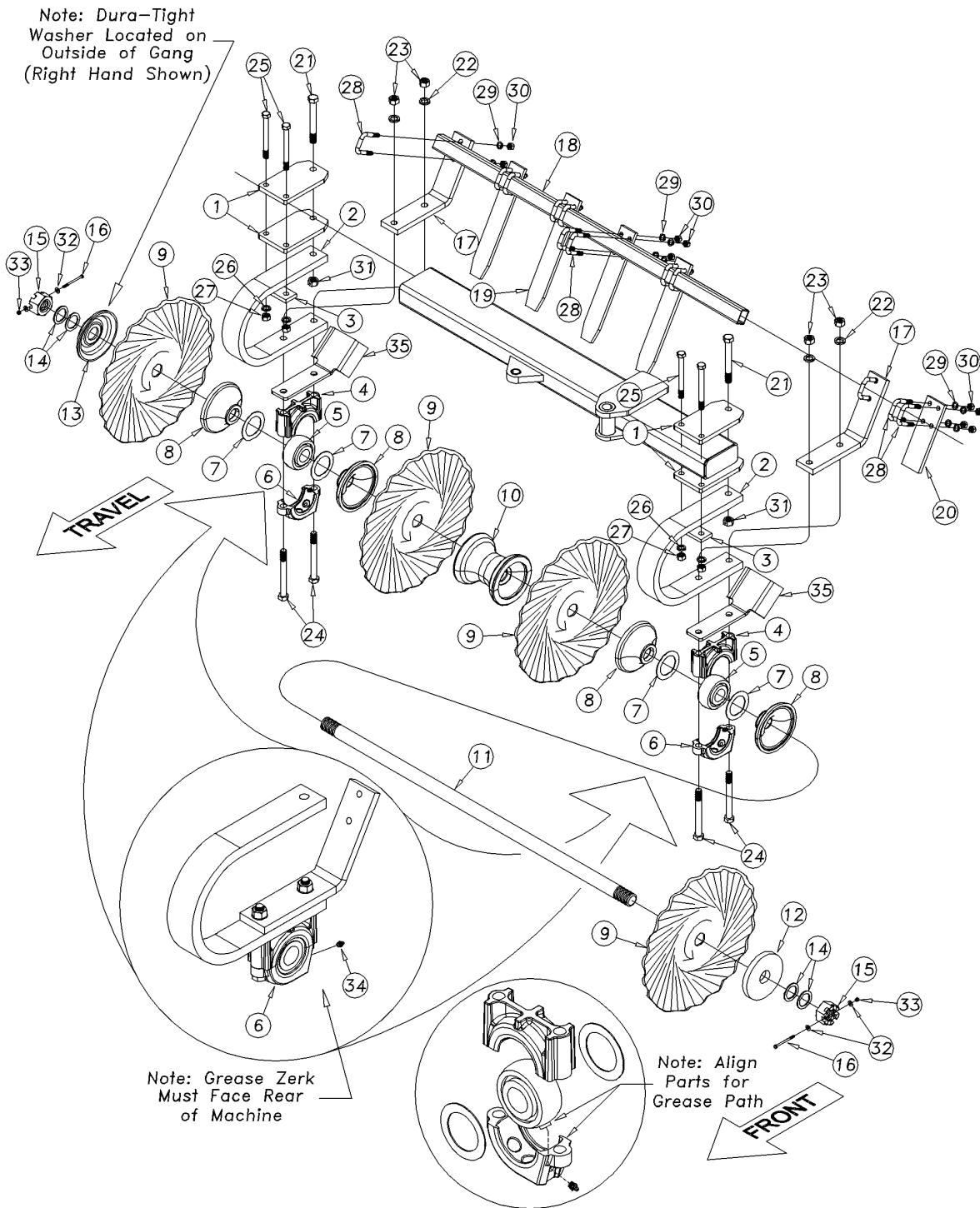
(Applies to 3500TM, 4000TM only)

| Ref | Part No. | Part Description | Comments | Revision |
|-----|------------|------------------------------|-----------------|----------|
| | dwg41918 | Image No. | | |
| 1. | 1M7016-ADI | MIDWAY HARDENED CLEVIS ADI | | |
| 2. | 2M6811NC | MW N/C ROD | | |
| 3. | 3R5840 | MW HEAD | | |
| 4. | 4R5109 | PISTON MIDWAY | | |
| 5. | 5R5108 | MW TUBE ASSEMBLY | | |
| 6. | 6R2166-ADI | MIDWAY ADI BASE | | |
| 7. | 7M6308 | MW TIE ROD | | |
| 8. | | MW WIPER SEAL | Only in item 20 | |
| 9. | | U-CUP | Only in item 20 | |
| 10. | | O-RING MIDWAY | Only in item 20 | |
| 11. | | BACK UP MIDWAY | Only in item 20 | |
| 12. | | TEFLON SEAL | Only in item 20 | |
| 13. | | LOADER | Only in item 20 | |
| 14. | | WEAR RING | Only in item 20 | |
| 15. | | O-RING | Only in item 20 | |
| 16. | 2A0024 | MW PISTON NUT 1-14 | | |
| 17. | 2A0018 | MW TIE ROD NUT | | |
| 18. | 803-234C | NUT HEX 3/8-16 PLAIN | | |
| 19. | 802-023C | HHCS 3/8-16X1 3/4 GR5 | | |
| 20. | 810-151C | SEAL KIT MW 4 RPH CYL 4A5103 | | |
| 21. | 805-396C | PIN CLEVIS 1 X 3 1/8 USABLE | | |
| 22. | 805-058C | PIN COTTER 3/16 X 2 | | |

Table of Contents Part Number Index

Turbo Gang Assembly (S/N C1020H-)

(Applies to 1800TM, 2400TM, 3000TM only)



42213

Turbo Gang Assembly (S/N C1020H-)

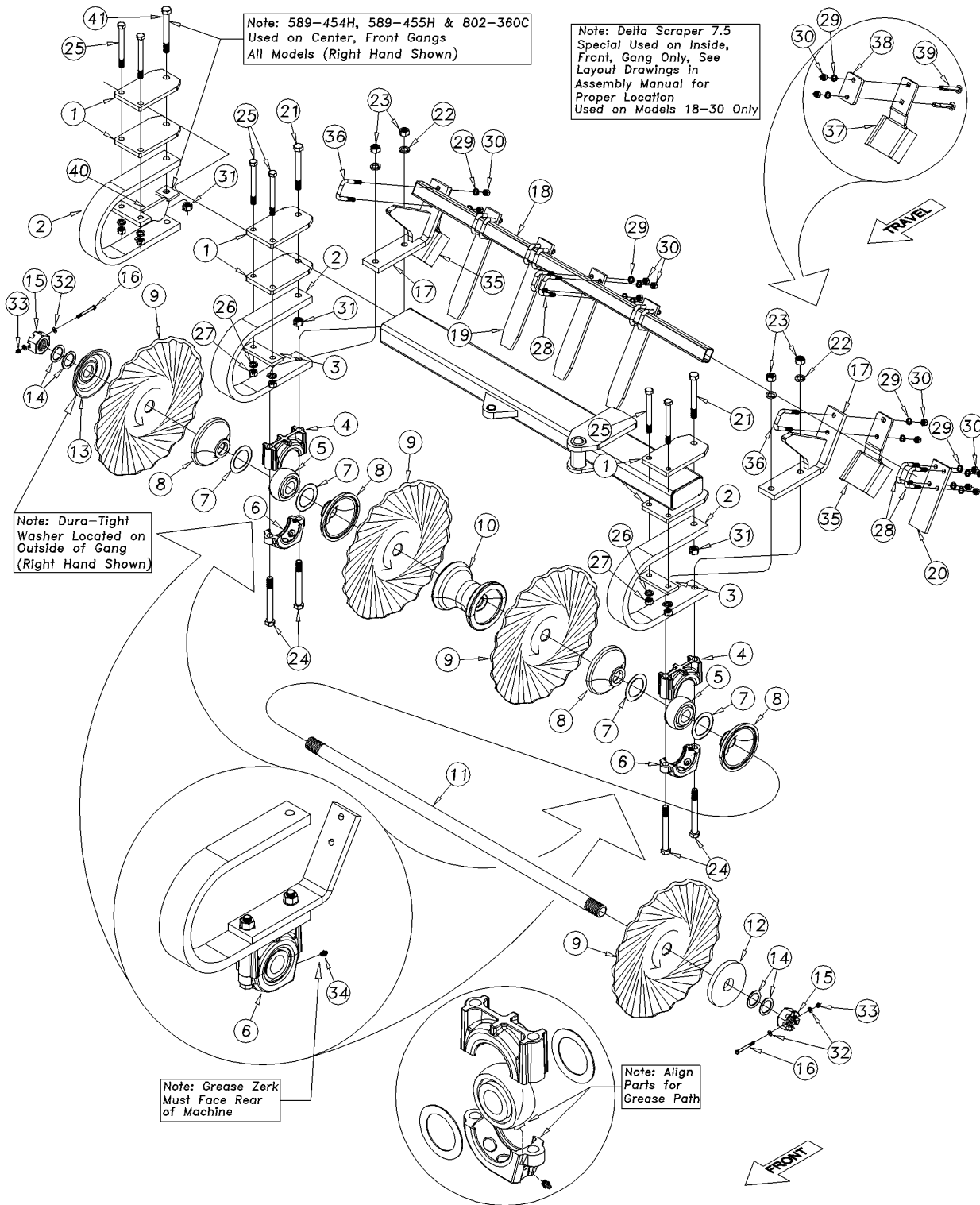
(Applies to 1800TM, 2400TM, 3000TM only)

| Ref | Part No. | Part Description | Comments | Revision |
|------------|-----------------|--------------------------------|--------------------------------|-----------------|
| | dwg42213 | Image No. | | |
| 1. | 586-182D | PLATE - TORCHED | | |
| 2. | 807-229C | C-FLEX BRG HANGER 1X3 | | |
| 3. | 586-186D | GANG BRACKET MOUNT | | |
| 4. | 812-006CP | CASTING TOP CAP | | |
| 5. | 822-026C | BRG INS 1.78ID CDS211TTR23N | | |
| 6. | 586-187D | CASTING BOTTOM BEARING FINISHD | | |
| 7. | 556-375D | BEARING SHIELD | | |
| 8. | 566-004D | HALF SPOOL CAST TC | | |
| 9. | 820-011C | COULTER TURBO 20X.256X1.78 | | |
| 10. | 566-003D | FULL SPOOL 7 1/2 | | |
| 11. | 567-004D | GANG BOLT - 58 | 8 Blade Gang @ 7 1/2" Space | |
| 11. | 586-087D | GANG BOLT 65 1/2" TURBOTILL | 9 Blade Gang @ 7 1/2" Space | |
| 11. | 586-514D | GANG BOLT - 1.75 X 80.5 | 11 Blade Gang @ 7 1/2" Space | |
| 12. | 586-056D | WASHER FLAT 3/4X6 1/2X3/4 THK | | |
| 13. | 804-200C | WASHER DURA-TIGHT 1.81ID X 7.0 | | |
| 14. | 804-205C | WASHER MACH 2 1/2X1 3/4X10GA | | |
| 15. | 803-339C | NUT HEX SLOTTED 1 3/4-5 REGULR | | |
| 16. | 802-842C | HHCS 1/4-20X3 1/4 GR8 | | |
| 17. | 567-001D | SCRAPER BAR MOUNT | | |
| 18. | 567-008D | SCRAPER BAR - 50 | 5 Scrapers @ 7 1/2" Space | |
| 18. | 567-009D | SCRAPER BAR - 57 1/2 | 6 Scrapers @ 7 1/2" Space | |
| 18. | 586-190D | SCRAPER BAR 55" TT | 5 or 6 Scrapers @ 7 1/2" Space | |
| 18. | 586-545D | SCRAPER BAR 75 1/2" TT | 8 Scrapers @ 7 1/2" Space | |
| 19. | 567-005D | SCRAPER- TURBO CHISEL | | |
| 20. | 586-093D | SCRAPER 9 1/2" TURBOTILL | | |
| 21. | 802-070C | HHCS 3/4-10X6 GR5 | Requires Lock Nut item 31 | |
| 22. | 804-023C | WASHER LOCK SPRING 3/4 PLT | | |
| 23. | 803-027C | NUT HEX 3/4-10 PLT | | |
| 24. | 802-469C | HHCS 3/4-10X8 GR5 PLT | | |
| 25. | 802-262C | HHCS 5/8-11X7 GR5 | | |
| 26. | 804-022C | WASHER LOCK SPRING 5/8 PLT | | |
| 27. | 803-021C | NUT HEX 5/8-11 PLT | | |
| 28. | 806-005C | U-BOLT 1/2-13 X 2 X 3 GR 5 | | |
| 29. | 804-015C | WASHER LOCK SPRING 1/2 PLT | | |
| 30. | 803-020C | NUT HEX 1/2-13 PLT | | |
| 31. | 803-026C | NUT LOCK 3/4-10 PLT | | |
| 32. | 804-075C | WASHER FLAT 1/4 USS PLT | | |
| 33. | 803-255C | NUT HEX NYLOCK 1/4-20 | | |
| 34. | 800-130C | ZERK GREASE STRAIGHT 1/8-27MPT | | |
| 35. | 567-011D | TURBO CHISEL DELTA SCRAPER | | |

Table of Contents Part Number Index

Turbo Gang Assembly (S/N C1021H+)

(Applies to 1200TM, 1500TM, 1800TM, 2400TM, 3000TM, 3500TM, 4000TM only)



42392

Turbo Gang Assembly (S/N C1021H+)

(Applies to 1200TM, 1500TM, 1800TM, 2400TM, 3000TM, 3500TM, 4000TM only)

| Ref | Part No. | Part Description | Comments | Revision |
|------------|-----------------|--------------------------------|---|-----------------|
| | dwg42392 | Image No. | | |
| 1. | 586-182D | GANG MOUNT BRACKET 5/8 | | |
| 2. | 807-229C | C-FLEX BRG HANGER 1X3 | | |
| 3. | 586-186D | GANG BRACKET MOUNT | | |
| 4. | 812-006CP | CASTING TOP CAP | | |
| 5. | 822-026C | BRG INS 1.78ID CDS211TTR23N | | |
| 6. | 586-187D | CASTING BOTTOM BEARING FINISHD | | |
| 7. | 556-375D | BEARING SHIELD | | |
| 8. | 566-004D | HALF SPOOL CAST TC | | |
| 9. | 820-011C | COULTER TURBO 20X.256X1.78 | | |
| 10. | 566-003D | FULL SPOOL 7 1/2 | | |
| 11. | 567-003D | GANG BOLT - 1.75 X 50.50 | 7 Blade Gang @ 7 1/2" Space | |
| 11. | 567-004D | GANG BOLT - 1.75 X 58.00 | 8 Blade Gang @ 7 1/2" Space | |
| 11. | 586-087D | GANG BOLT - 1.75 X 65.50 | 9 Blade Gang @ 7 1/2" Space | |
| 11. | 586-663D | GANG BOLT - 1.75 X 73.25 | 10 Blade Gang @ 7 1/2" Space | |
| 11. | 586-514D | GANG BOLT - 1.75 X 80.5 | 11 Blade Gang @ 7 1/2" Space | |
| 11. | 586-664D | GANG BOLT - 1.75 X 88.25 | 12 Blade Gang @ 7 1/2" Space | |
| 11. | 586-665D | GANG BOLT - 1.75 X 95.75 | 13 Blade Gang @ 7 1/2" Space | |
| 12. | 586-056D | WASHER FLAT 3/4X6 1/2X3/4 THK | | |
| 13. | 804-200C | WASHER DURA-TIGHT 1.81ID X 7.0 | | |
| 14. | 804-205C | WASHER MACH 2 1/2X1 3/4X10GA | | |
| 15. | 803-339C | NUT HEX SLOTTED 1 3/4-5 REGULR | | |
| 16. | 802-390C | HHCS 5/16-18X3 1/4 GR5 | | |
| 17. | 586-411H | SCRAPER BAR BRACKET | | |
| 18. | 567-007D | SCRAPER BAR - 42 1/2 | 4 Scrapers @ 7 1/2" Space | |
| 18. | 567-008D | SCRAPER BAR - 50 | 5 Scrapers @ 7 1/2" Space | |
| 18. | 586-190D | SCRAPER BAR 55" TT | 5 or 6 Scrapers @ 7 1/2" Space | |
| 18. | 567-009D | SCRAPER BAR - 57 1/2 | 6 Scrapers @ 7 1/2" Space | |
| 18. | 586-191D | SCRAPER BAR 65" TT | 7 Scrapers @ 7 1/2" Space | |
| 18. | 567-012D | SCRAPER BAR - 72 1/2 | 8 Scrapers @ 7 1/2" Space | |
| 18. | 586-545D | SCRAPER BAR 75 1/2" TT | 8 Scrapers @ 7 1/2" Space | |
| 18. | 567-013D | SCRAPER BAR - 80 | 8 Scrapers @ 7 1/2" Space | |
| 18. | 567-014D | SCRAPER BAR - 87 1/2 | 9 Scrapers @ 7 1/2" Space | |
| 19. | 567-005D | SCRAPER - 15 | | |
| 20. | 586-093D | SCRAPER 9 1/2" TURBOTILL | | |
| 21. | 802-070C | HHCS 3/4-10X6 GR5 | Requires Lock Nut item 31 | |
| 22. | 804-023C | WASHER LOCK SPRING 3/4 PLT | | |
| 23. | 803-027C | NUT HEX 3/4-10 PLT | | |
| 24. | 802-469C | HHCS 3/4-10X8 GR5 PLT | | |
| 25. | 802-951C | HHCS 5/8-11X7 GR8 | | |
| 26. | 804-022C | WASHER LOCK SPRING 5/8 PLT | | |
| 27. | 803-021C | NUT HEX 5/8-11 PLT | | |
| 28. | 806-005C | U-BOLT 1/2-13 X 2 X 3 GR 5 | | |
| 29. | 804-015C | WASHER LOCK SPRING 1/2 PLT | | |
| 30. | 803-020C | NUT HEX 1/2-13 PLT | | |
| 31. | 803-026C | NUT LOCK 3/4-10 PLT | | |
| 32. | 804-075C | WASHER FLAT 1/4 USS PLT | | |
| 33. | 803-084C | NUT HEX NYLOCK 5/16-18 PLT | | |
| 34. | 800-130C | ZERK GREASE STRAIGHT 1/8-27MPT | | |
| 35. | 586-648D | DELTA SCRAPER 7.5 SPACING | | |
| 36. | 806-167C | U-BOLT 1/2-13 X 2 X 3 1/2 GR 5 | | |
| 37. | 586-709D | DELTA SCRAPER 7.5 SPECIAL | (S/N GP-C1370H+) | |
| 38. | 586-710D | DELTA SCRAPER MOUNT PL | (S/N GP-C1370H+) | |
| 39. | 802-707C | RHSNB 1/2-13X4 GR5 PLT | (S/N GP-C1370H+) | |
| 40. | 589-454H | GANG STOP BRKT RH | Center, Front Gangs All Models (S/N GP-C1612H+) | |
| 40. | 589-455H | GANG STOP BRKT LH | Center, Front Gangs All Models (S/N GP-C1612H+) | |

Turbo Gang Assembly (S/N C1021H+) (continued)

(Applies to 1200TM, 1500TM, 1800TM, 2400TM, 3000TM, 3500TM, 4000TM only)

| Ref | Part No. | Part Description | Comments | Revision |
|------------|-----------------|-------------------------|---|-----------------|
| 41. | 802-360C | HHCS 3/4-10X6 1/2 GR5 | Center, Front Gangs All Models (S/N GP-C1612H+) | |

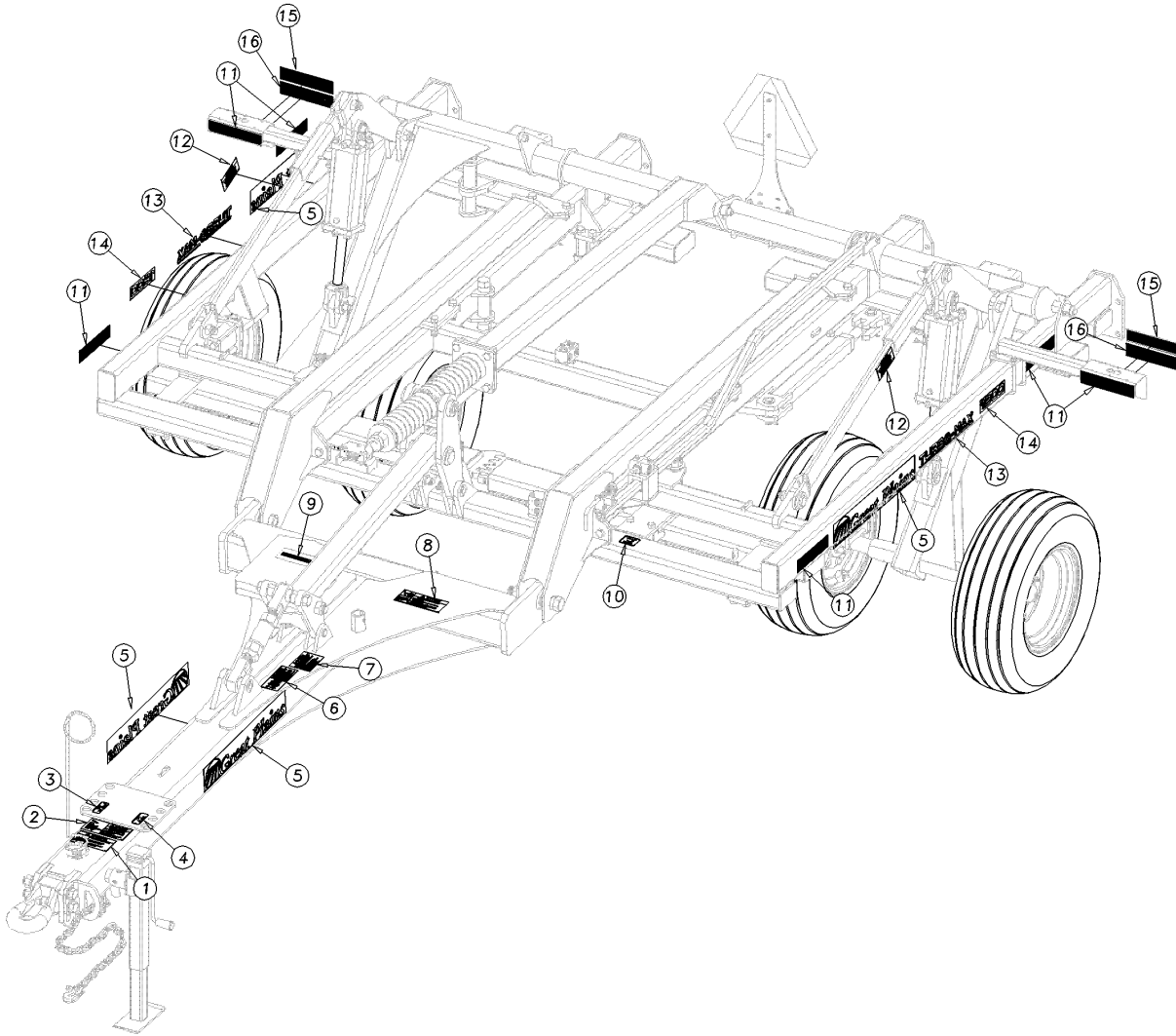
Turbo Gang Assembly (S/N C1021H+) (continued)

(Applies to 1200TM, 1500TM, 1800TM, 2400TM, 3000TM, 3500TM, 4000TM only)

This Page Intentionally Left Blank

Decals 1200-1500

(Applies to 1200TM, 1500TM only)



42799

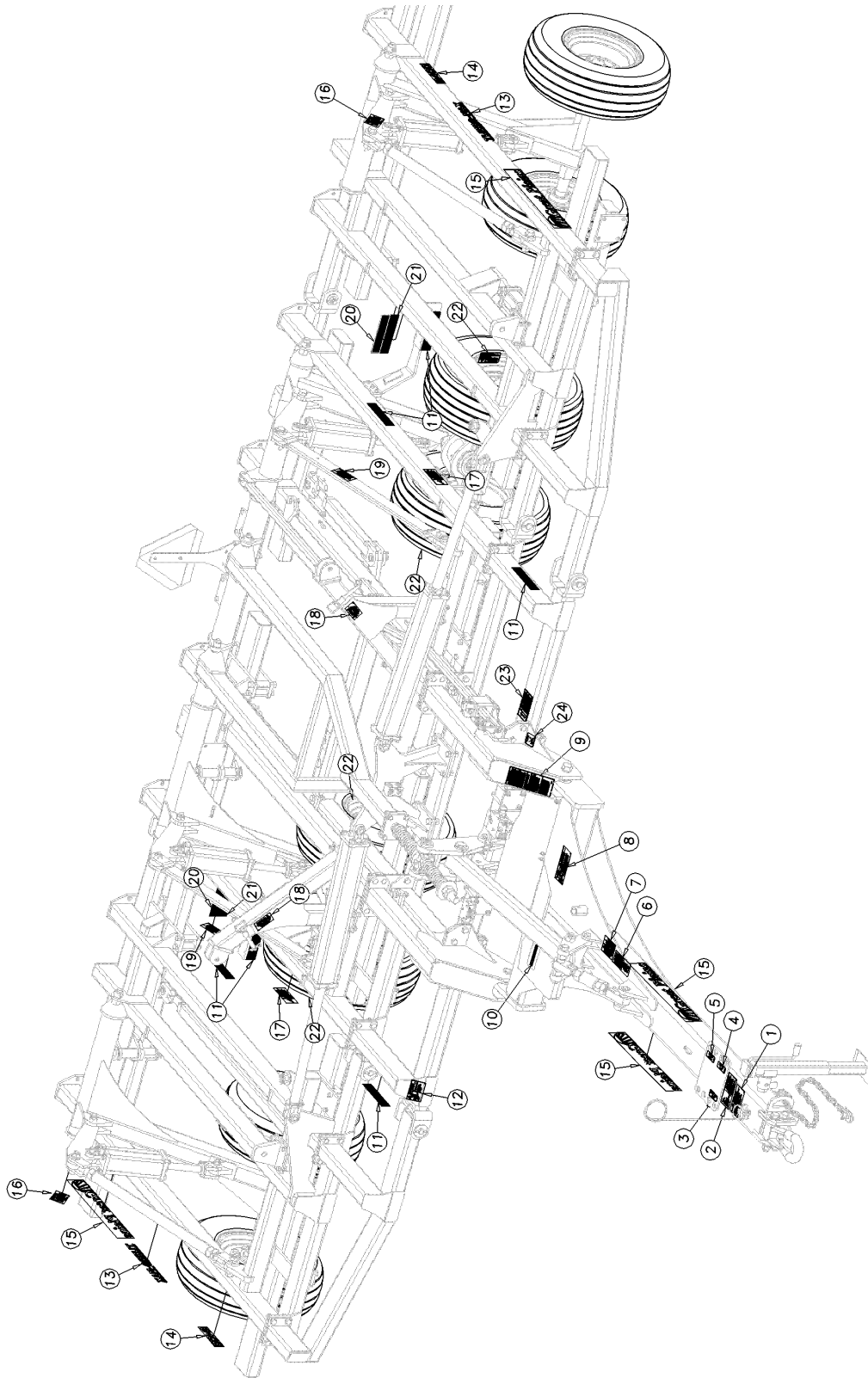
Decals 1200-1500

(Applies to 1200TM, 1500TM only)

| Ref | Part No. | Part Description | Comments | Revision |
|------------|-----------------|--------------------------------|---------------------------------------|-----------------|
| | dwg42799 | Image No. | | |
| 1. | 838-606C | DECAL WARNING TONGUE RISING | | |
| 2. | 838-600C | DECAL DANGER CRUSHING HAZARD | | |
| 3. | 818-136C | DECAL COUPLER STORAGE, RED | | |
| 4. | 818-134C | DECAL COUPLER STORAGE, BLACK | | |
| 5. | 848-911C | DECAL GP&LOGO HARVEST/3X20 STR | | |
| 6. | 838-599C | DECAL DANGER ELECTROCUTION HA | | |
| 7. | 838-598C | DECAL CAUTION GENERAL 4X5 | | |
| 8. | 838-094C | DECAL WARNING HYD PRESS LONG | | |
| 9. | 838-482C | DECAL GP PLANTING COMPONENTS | | |
| 10. | 838-992C | DECAL DISK DEPTH CONTROL | | |
| 11. | 838-615C | DECAL REFLECTOR AMBER 2X9 | Also on side of finishing attachment. | |
| 12. | 838-613C | DECAL NOTICE TRANSPORT LOCKS | | |
| 13. | 848-783C | DECAL TURBO MAX | | |
| 14. | 838-609C | DECAL 1200 TURBO TILL | | |
| 14. | 848-113C | DECAL 1500 TURBO TILL | | |
| 15. | 838-614C | DECAL REFLECTOR RED 2X9 | | |
| 16. | 838-603C | DECAL REFLECTOR ORANGE 2X9 | | |

Decals 1800-3000

(Applies to 1800TM, 2400TM, 3000TM only)



42369

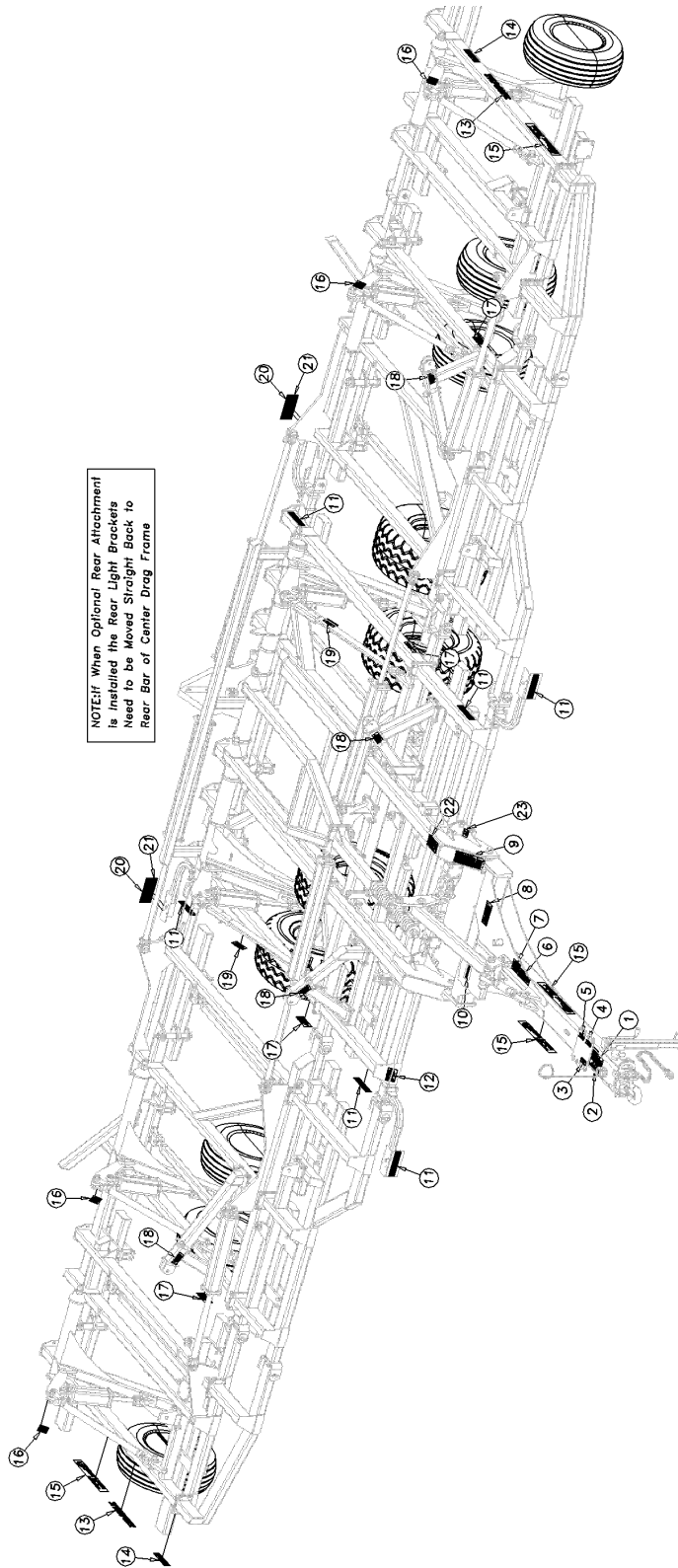
Decals 1800-3000

(Applies to 1800TM, 2400TM, 3000TM only)

| Ref | Part No. | Part Description | Comments | Revision |
|------------|-----------------|--------------------------------|---------------------------------------|-----------------|
| | dwg42369 | Image No. | | |
| 1. | 838-606C | DECAL WARNING TONGUE RISING | | |
| 2. | 838-600C | DECAL DANGER CRUSHING HAZARD | | |
| 3. | 818-136C | DECAL COUPLER STORAGE, RED | | |
| 4. | 818-134C | DECAL COUPLER STORAGE, BLACK | | |
| 5. | 818-135C | DECAL COUPLER STORAGE, GREEN | | |
| 6. | 838-599C | DECAL DANGER ELECTROCUTION HA | | |
| 7. | 838-598C | DECAL CAUTION GENERAL 4X5 | | |
| 8. | 838-094C | DECAL WARNING HYD PRESS LONG | | |
| 9. | 848-829C | DECAL OPERATOR INSTRUCT TM | | |
| 10. | 838-482C | DECAL GP PLANTING COMPONENTS | | |
| 11. | 838-615C | DECAL REFLECTOR AMBER 2X9 | Also on side of finishing attachment. | |
| 12. | 838-611C | DECAL WARNING HAND CRUSHING | | |
| 13. | 848-783C | DECAL TURBO MAX | | |
| 14. | 848-114C | DECAL 1800 TURBO TILL | | |
| 14. | 848-115C | DECAL 2400 TURBO TILL | | |
| 14. | 838-605C | DECAL 3000 TURBO TILL | | |
| 15. | 848-911C | DECAL GP&LOGO HARVEST/3X20 STR | | Rev. 2 |
| 15. | 838-161C | DECAL LOGO&GP F/STRIPE 4 X 24 | Replaced by 848-911C | Rev. 1 |
| 16. | 848-271C | DECAL CUTTING OF FOOT | | |
| 17. | 818-046C | DECAL DANGER CHARGE FOLD CYL | | |
| 18. | 838-612C | DECAL WARNING WINGS COULD FALL | | |
| 19. | 838-613C | DECAL NOTICE TRANSPORT LOCKS | | |
| 20. | 838-614C | DECAL REFLECTOR RED 2X9 | | |
| 21. | 838-603C | DECAL REFLECTOR ORANGE 2X9 | | |
| 22. | 838-890C | DECAL CAUTION TIRE 105 PSI | Models 2400TM | |
| 23. | 848-844C | DECAL FOLD VALVE | | |
| 24. | 838-992C | DECAL DISK DEPTH CONTROL | | |

Decals 3500-4000

(Applies to 3500TM, 4000TM only)



42843

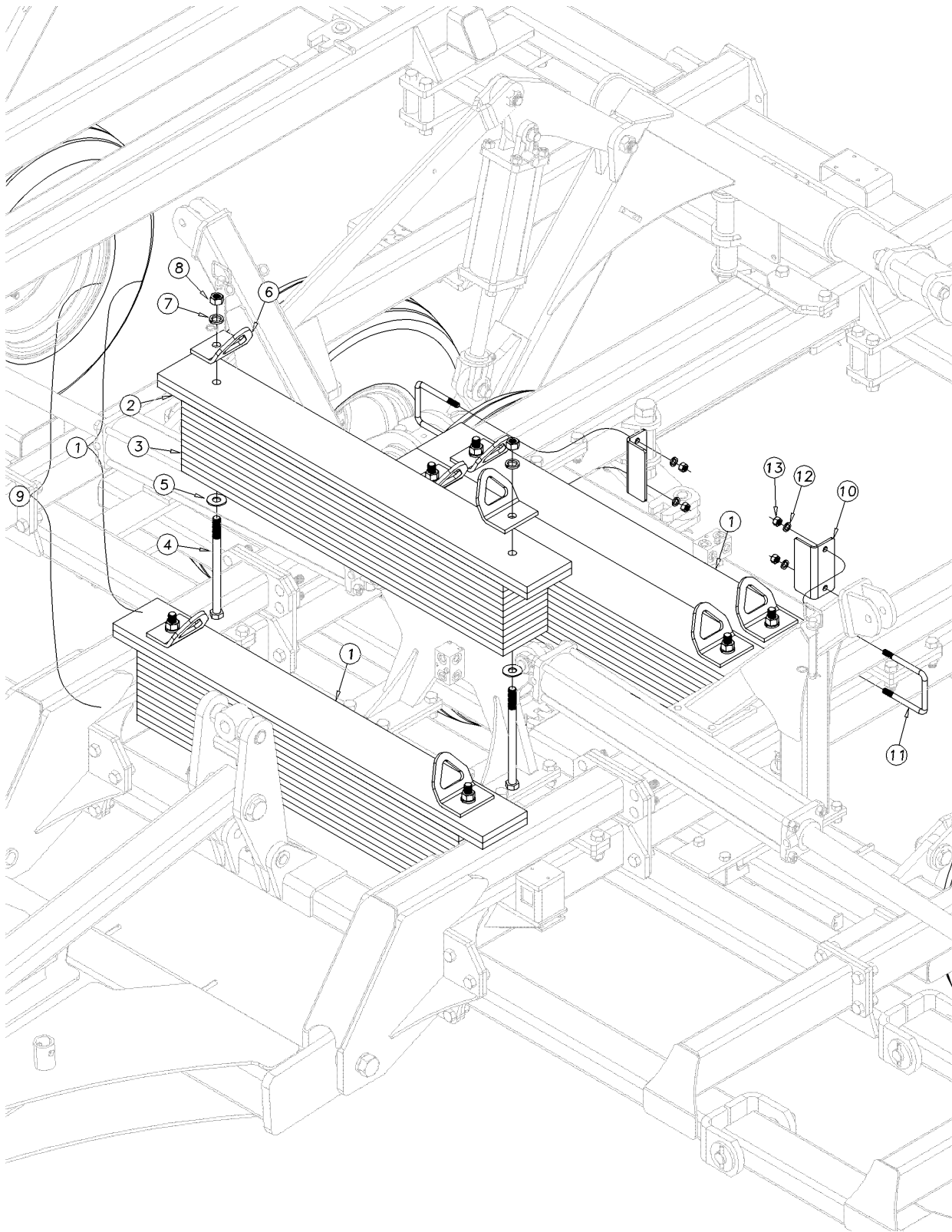
Decals 3500-4000

(Applies to 3500TM, 4000TM only)

| Ref | Part No. | Part Description | Comments | Revision |
|------------|-----------------|--------------------------------|---------------------------------------|-----------------|
| | dwg42843 | Image No. | | |
| 1. | 838-606C | DECAL WARNING TONGUE RISING | | |
| 2. | 838-600C | DECAL DANGER CRUSHING HAZARD | | |
| 3. | 818-136C | DECAL COUPLER STORAGE, RED | | |
| 4. | 818-134C | DECAL COUPLER STORAGE, BLACK | | |
| 5. | 818-135C | DECAL COUPLER STORAGE, GREEN | | |
| 6. | 838-599C | DECAL DANGER ELECTROCUTION HA | | |
| 7. | 838-598C | DECAL CAUTION GENERAL 4X5 | | |
| 8. | 838-094C | DECAL WARNING HYD PRESS LONG | | |
| 9. | 848-972C | DECAL OPRTATOR INSTRUCT TM | Models 3500 | |
| 9. | 858-002C | DECAL OPRTATOR INSTRUCT 40 TM | Model 4000 | Rev. 2 |
| 9. | 848-266C | DECAL OPERATOR INSTRUCT TM | Model 4000 Replaced by 858-002C | Rev. 1 |
| 10. | 838-482C | DECAL GP PLANTING COMPONENTS | | |
| 11. | 838-615C | DECAL REFLECTOR AMBER 2X9 | Also on side of finishing attachment. | |
| 12. | 838-611C | DECAL WARNING HAND CRUSHING | | |
| 13. | 848-783C | DECAL TURBO MAX | | |
| 14. | 838-608C | DECAL 4000 TURBO TILL | | |
| 14. | 848-862C | DECAL 3500 TURBO MAX | | |
| 15. | 848-911C | DECAL GP&LOGO HARVEST/3X20 STR | | |
| 16. | 848-271C | DECAL CUTTING OF FOOT | | |
| 17. | 818-046C | DECAL DANGER CHARGE FOLD CYL | | |
| 18. | 838-612C | DECAL WARNING WINGS COULD FALL | | |
| 19. | 838-613C | DECAL NOTICE TRANSPORT LOCKS | | |
| 20. | 838-614C | DECAL REFLECTOR RED 2X9 | | |
| 21. | 838-603C | DECAL REFLECTOR ORANGE 2X9 | | |
| 22. | 848-844C | DECAL FOLD VALVE | | |
| 23. | 838-992C | DECAL DISK DEPTH CONTROL | | |

Weight Package, Optional

(Applies to 1200TM, 1500TM, 2400TM, 3000TM, 3500TM, 4000TM only)



42367

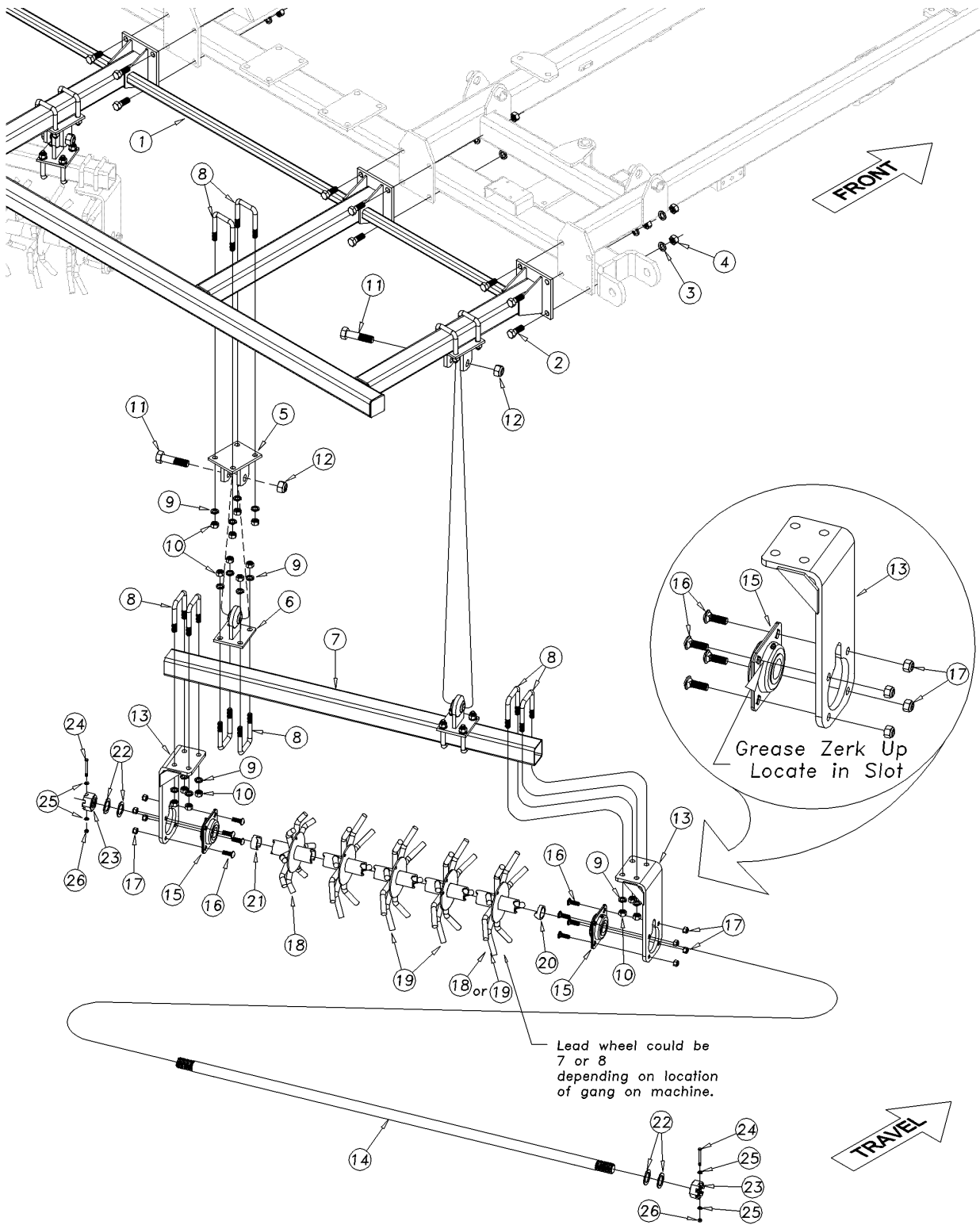
Weight Package, Optional

(Applies to 1200TM, 1500TM, 2400TM, 3000TM, 3500TM, 4000TM only)

| Ref | Part No. | Part Description | Comments | Revision |
|------------|-----------------|--------------------------------|-------------------------|-----------------|
| | dwg42367 | Image No. | | |
| 1. | 586-088S | 750 LB WEIGHT ASSEMBLY | Includes items 2 thru 8 | |
| 2. | 586-156D | PART - 750 LB WEIGHT ASSEMBLY | | |
| 3. | 586-157D | PART - 750 LB WEIGHT ASSEMBLY | | |
| 4. | 802-761C | HHCS 3/4-10X12 GR5 PLT | | |
| 5. | 804-025C | WASHER FLAT 3/4 SAE PLT | | |
| 6. | 586-181D | PART - WEIGHT BOX | | |
| 7. | 804-023C | WASHER LOCK SPRING 3/4 PLT | | |
| 8. | 803-027C | NUT HEX 3/4-10 PLT | | |
| 9. | 589-047A | 1500 LB TT CENTER FRME WGT KIT | 2 maximum, 4 weights. | |
| 10. | 586-595D | WEIGHT BOX STOP | | |
| 11. | 806-056C | U-BOLT 1/2-13 X 4 1/32 X 5 1/4 | | |
| 12. | 804-015C | WASHER LOCK SPRING 1/2 PLT | | |
| 13. | 803-020C | NUT HEX 1/2-13 PLT | | |

Rolling Harrow Assembly

(Applies to 1200TM, 1500TM, 1800TM, 2400TM, 3000TM, 3500TM, 4000TM only)



42236

Rolling Harrow Assembly

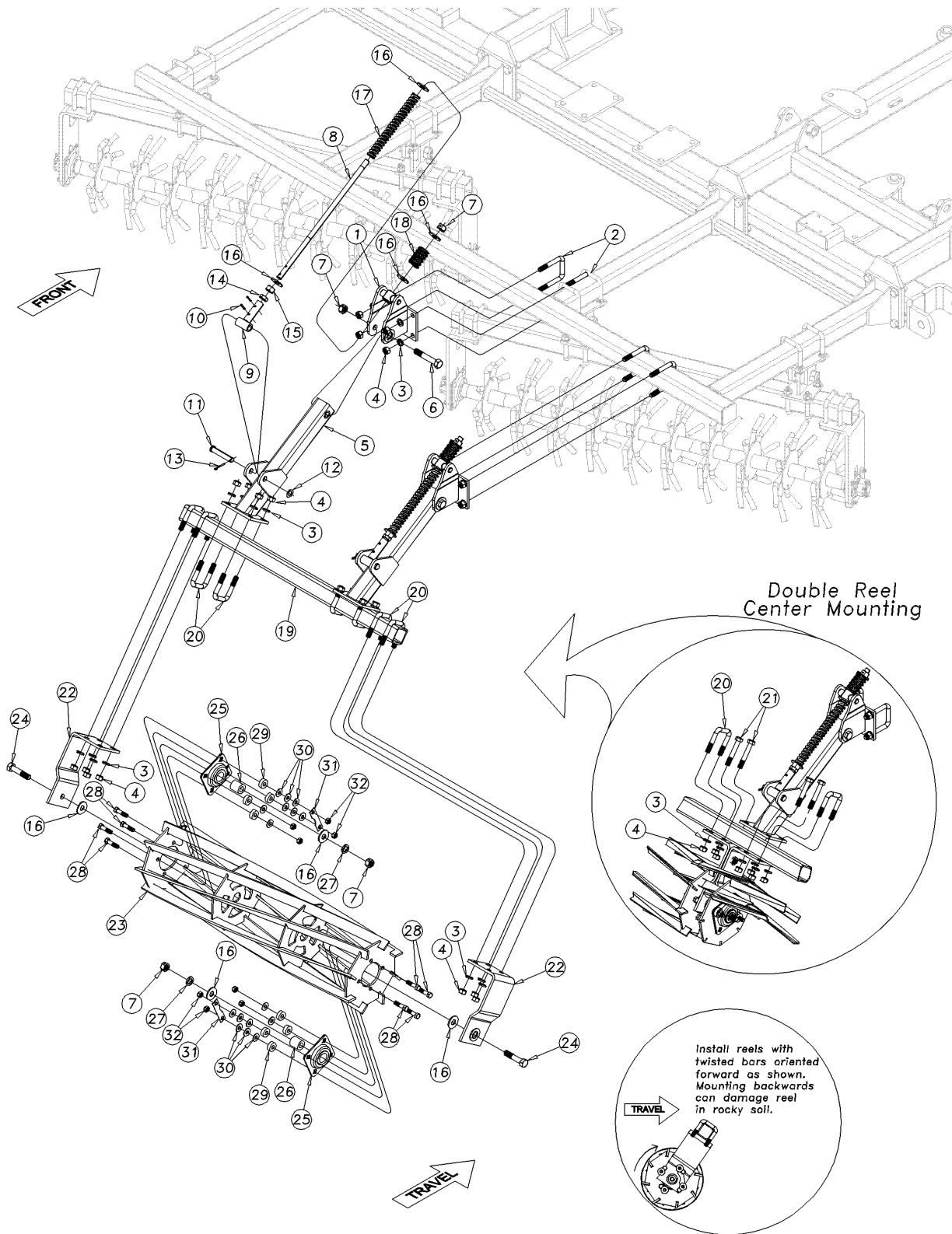
(Applies to 1200TM, 1500TM, 1800TM, 2400TM, 3000TM, 3500TM, 4000TM only)

| Ref | Part No. | Part Description | Comments | Revision |
|------------|-----------------|--------------------------------|-------------------------|-----------------|
| | dwg42236 | Image No. | | |
| 1. | 586-405H | CENTER DRAG FRAME 1200 | Models 1200 | |
| 1. | 586-404H | CENTER DRAG FRAME 1500 | Models 1500 | |
| 1. | 589-425H | CENTER DRAG FRAME | Model 1800 | |
| 1. | 589-387H | CENTER DRAG FRAME | Models 2400-3000 | |
| 1. | 589-441H | 35-40 CTR DRAG FRAME | Models 3500-4000 | |
| 1. | 589-426H | WING DRAG FRAME 1800TM | Models 1800, 4000 | |
| 1. | 589-389H | WING DRAG FRAME 2400 | Model 2400 | |
| 1. | 589-388H | WING DRAG FRAME 3000 | Model 3000 | |
| 1. | 589-442H | 35 WING DRAG FRAME | Model 3500 | |
| 1. | 589-446H | 40 WING DRAG FRAME | Model 4000 | |
| 2. | 802-064C | HHCS 3/4-10X2 GR5 | | |
| 3. | 804-023C | WASHER LOCK SPRING 3/4 PLT | | |
| 4. | 803-027C | NUT HEX 3/4-10 PLT | | |
| 5. | 589-220H | BRACKET - ROLLING HARROW LH | | |
| 6. | 589-064H | BALL JOINT BRACKET | | |
| 7. | 578-001D | ROLLING SPIKE TUBE (52) | Tube for 8 Wheel Gang | |
| 7. | 578-002D | ROLLING SPIKE TUBE (58) | Tube for 9 Wheel Gang | |
| 7. | 578-003D | ROLLING SPIKE TUBE (64) | Tube for 10 Wheel Gang | |
| 7. | 578-004D | ROLLING SPIKE TUBE (70) | Tube for 11 Wheel Gang | |
| 7. | 578-005D | ROLLING SPIKE TUBE (76) | Tube for 12 Wheel Gang | |
| 7. | 578-006D | ROLLING SPIKE TUBE (82) | Tube for 13 Wheel Gang | |
| 7. | 578-009D | ROLLING SPIKE TUBE (88) | Tube for 14 Wheel Gang | |
| 8. | 806-183C | U-BOLT 5/8-11X3 1/32X4 1/2 SPT | | |
| 9. | 804-022C | WASHER LOCK SPRING 5/8 PLT | | |
| 10. | 803-021C | NUT HEX 5/8-11 PLT | | |
| 11. | 802-073C | HHCS 1-8X4 GR5 | | |
| 12. | 803-038C | NUT HEX 1-8 NYLON INSERT PLT | | |
| 13. | 589-257H | BEARING HANGER (LONG) | | |
| 14. | 578-011D | ROLLING SPIKE BOLT (56 1/4) | Shaft for 8 Wheel Gang | |
| 14. | 578-012D | ROLLING SPIKE BOLT (62 1/4) | Shaft for 9 Wheel Gang | |
| 14. | 578-013D | ROLLING SPIKE BOLT (68 1/4) | Shaft for 10 Wheel Gang | |
| 14. | 578-014D | ROLLING SPIKE BOLT (74 1/4) | Shaft for 11 Wheel Gang | |
| 14. | 578-015D | ROLLING SPIKE BOLT (80 1/4) | Shaft for 12 Wheel Gang | |
| 14. | 578-016D | ROLLING SPIKE BOLT (86 1/4) | Shaft for 13 Wheel Gang | |
| 14. | 578-010D | ROLLING SPIKE BOLT (92.25) | Shaft for 14 Wheel Gang | |
| 15. | 822-208C | BRG FLG 1.50ID 4BOLT SQ | | |
| 16. | 802-106C | RHSNB 1/2-13X1 1/2 GR5 | | |
| 17. | 803-342C | NUT HEX TOP LOCK 1/2-13PLT | | |
| 18. | 589-251H | SPIKE WHEEL SMALL | | |
| 19. | 589-258H | SPIDER WHEEL LARGE | | |
| 20. | 890-860C | SPIDER WHEEL FRONT SPACER | | |
| 21. | 890-861C | SPIDER WHEEL REAR SPACER | | |
| 22. | 804-063C | WASHER MACH 2.25 X 1.50 X 10GA | | |
| 23. | 803-301C | NUT HEX SLOTTED 1 1/2-6 PLT | | |
| 24. | 802-804C | HHCS 1/4-20X2 3/4 GR8 PLT | | |
| 25. | 804-007C | WASHER FLAT 1/4 SAE PLT | | |
| 26. | 803-255C | NUT HEX NYLOCK 1/4-20 | | |

[Table of Contents](#) [Part Number Index](#)

Heavy Reel Following Rolling Harrow Assembly

(Applies to 1200TM, 1500TM, 1800TM, 2400TM, 3000TM, 3500TM, 4000TM only)



42237

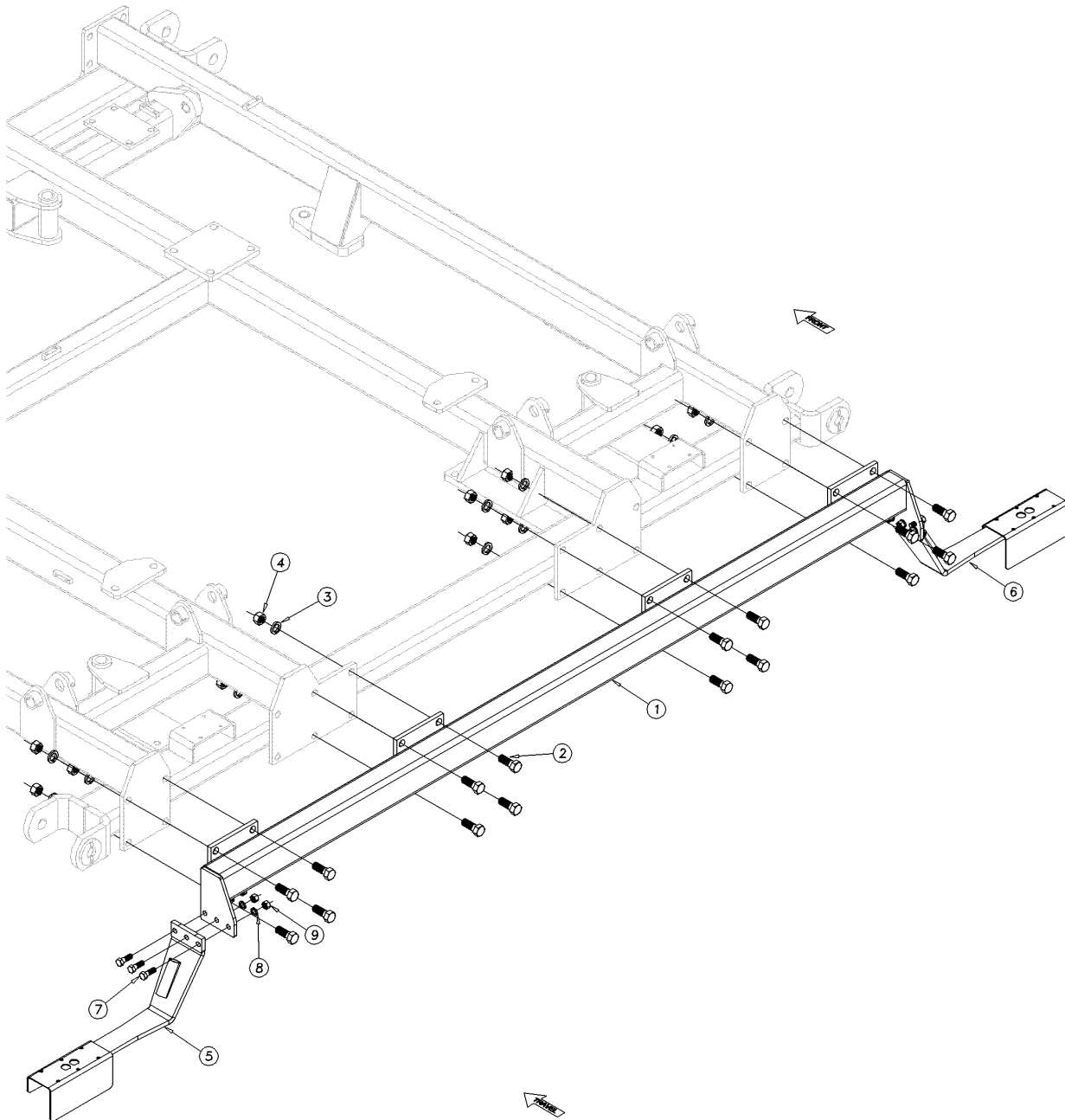
Heavy Reel Following Rolling Harrow Assembly

(Applies to 1200TM, 1500TM, 1800TM, 2400TM, 3000TM, 3500TM, 4000TM only)

| Ref | Part No. | Part Description | Comments | Revision |
|------------|-----------------|--------------------------------|-------------------------------|-----------------|
| | dwg42237 | Image No. | | |
| 1. | 589-059H | MOUNTING BRACKET | | |
| 2. | 806-183C | U-BOLT 5/8-11X3 1/32X4 1/2 SPT | | |
| 3. | 804-022C | WASHER LOCK SPRING 5/8 PLT | | |
| 4. | 803-021C | NUT HEX 5/8-11 PLT | | |
| 5. | 589-409H | REEL ARM | | |
| 6. | 802-192C | HHCS 3/4-10X4 1/2 GR5 | | |
| 7. | 803-026C | NUT LOCK 3/4-10 PLT | | |
| 8. | 589-142D | SPRING BOLT ROD | | |
| 9. | 589-411H | SPRING BOLT T-BRACKET | | |
| 10. | 805-478C | PIN SPIROL .25 X 1.25 PLATED | | |
| 11. | 805-228C | PIN CLEVIS 3/4 X 3 3/4 USEABLE | | |
| 12. | 804-099C | WASHER 1 1/4 X 3/4 X 18 GA PLT | | |
| 13. | 805-089C | PIN COTTER 5/32 X 1 1/2 LONG | | |
| 14. | 803-048C | NUT HEX JAM 3/4-10 PLT | | |
| 15. | 803-027C | NUT HEX 3/4-10 PLT | | |
| 16. | 804-024C | WASHER FLAT 3/4 USS PLT | | |
| 17. | 807-224C | SPRG COM 1.47ODX.31WX11 3/8 BL | | |
| 18. | 807-226C | SPRNG COM 1 13/16ODX3/8WX2 3/4 | | |
| 19. | 575-092D | PART - 5' REEL | Models 1500, 2400, 3000, 4000 | |
| 19. | 575-093D | PART - 6' REEL | Models 1200, 1500, 3000-4000 | |
| 19. | 575-095D | PART - 7' REEL | Models 1200, 2400, 4000 | |
| 19. | 575-224D | PART - 8' REEL | Model 4000 | |
| 19. | 575-096D | REEL 9 FT ASSEMBLY | Model 1800 | |
| 19. | 575-098D | PART - 11' REEL | Model 3500 | |
| 20. | 806-182C | U-BOLT 5/8-11X2 17/32X3 1/2 | | |
| 21. | 802-060C | HHCS 5/8-11X4 GR5 | | |
| 22. | 575-521H | REEL MOUNTING BRACKET | | |
| 23. | 575-988H | 3 1/2' HD REEL | Models 1800, 4000 | |
| 23. | 575-989H | 5' HD REEL | Models 1500, 2400, 3000-4000 | |
| 23. | 575-990H | 6' HD REEL | Models 1200, 1500, 3000-4000 | |
| 23. | 575-987H | 7' HD REEL | Models 1200, 2400, 4000 | |
| 24. | 802-066C | HHCS 3/4-10X3 1/2 GR5 | | |
| 25. | 822-208C | BRG FLG 1.50ID 4BOLT SQ | | |
| 26. | 575-141D | REEL BEARING SPACER | | |
| 27. | 804-023C | WASHER LOCK SPRING 3/4 PLT | | |
| 28. | 802-128C | HHCS 1/2-13X2 GR5 | | |
| 29. | 816-429C | WASHER RBR 1 3/8ODX9/16IDX1/2L | | |
| 30. | 804-017C | WASHER FLAT 1/2 USS PLT | | |
| 31. | 589-085D | ZERK GUARD ROLLING HARROW | | |
| 32. | 803-342C | NUT HEX TOP LOCK 1/2-13PLT | | |

Drag Mount Assembly

(Applies to 1200TM, 1500TM, 1800TM, 2400TM, 3000TM, 3500TM, 4000TM only)



42991

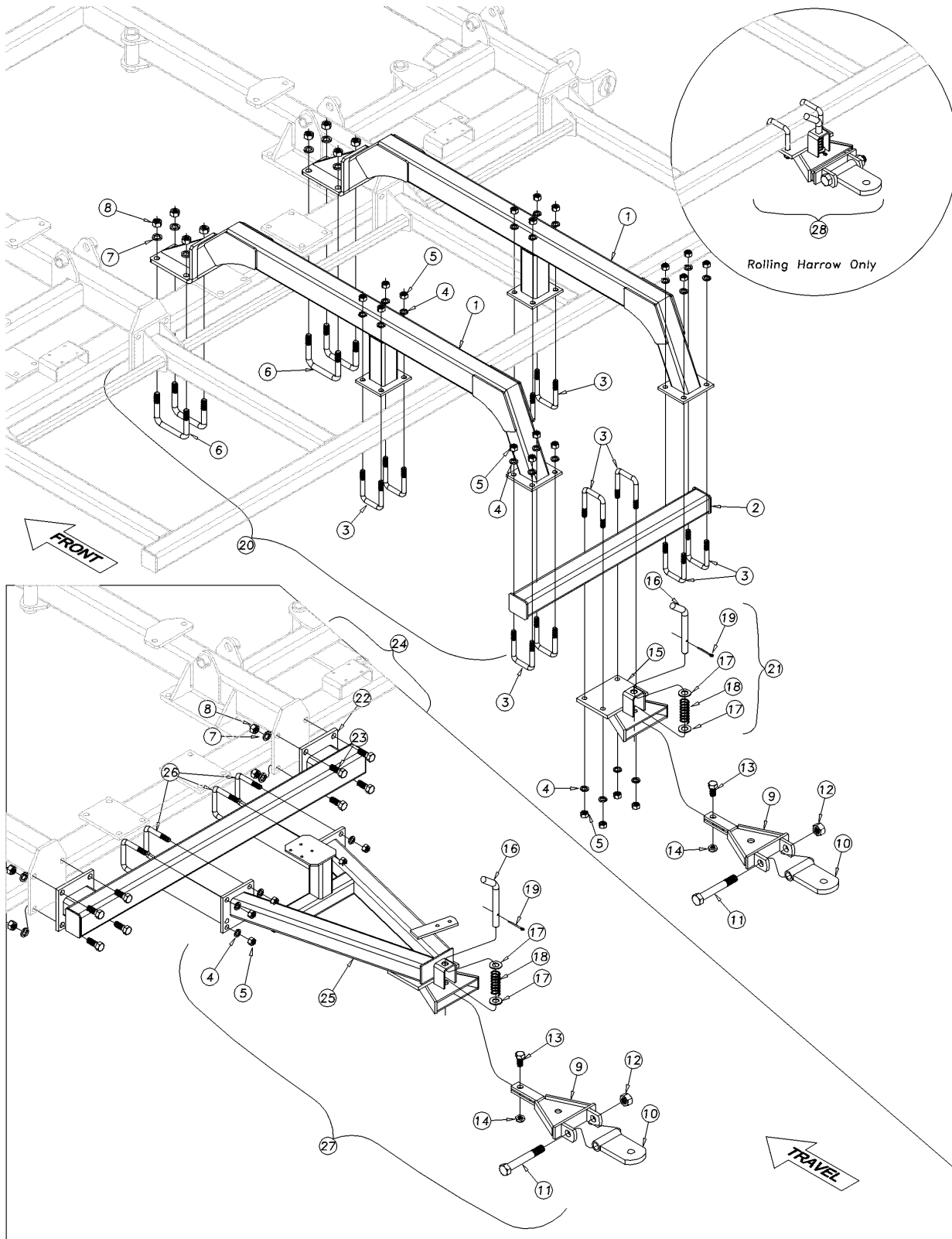
Drag Mount Assembly

(Applies to 1200TM, 1500TM, 1800TM, 2400TM, 3000TM, 3500TM, 4000TM only)

| Ref | Part No. | Part Description | Comments | Revision |
|------------|-----------------|-------------------------------|------------------|-----------------|
| | dwg42991 | Image No. | | |
| 1. | 589-456H | ATTACHMENT BAR 1200TM | Model 1200 | |
| 1. | 589-462H | ATTACHMENT BAR 1500TM | Model 1500 | |
| 1. | 589-457H | ATTACHMENT BAR 1800TM CENTER | Model 1800 | |
| 1. | 589-458H | ATTACHMENT BAR 1800TM WING | Model 1800 | |
| 1. | 589-416H | ATTACHMENT BAR 24/3000 TM CTR | Models 2400-3000 | |
| 1. | 589-418H | ATTACHMENT BAR 2400TM WING | Model 2400 | |
| 1. | 589-417H | ATTACHMENT BAR 3000TM WING | Model 3000 | |
| 1. | 589-459H | ATTACHMENT BAR 35/40TM CENTER | Models 3500-4000 | |
| 1. | 589-460H | ATTACHMENT BAR 3500TM WING | Model 3500 | |
| 1. | 589-461H | ATTACHMENT BAR 4000TM WING | Model 4000 | |
| 2. | 802-064C | HHCS 3/4-10X2 GR5 EA | | |
| 3. | 804-023C | WASHER LOCK SPRING 3/4 PLT | | |
| 4. | 803-027C | NUT HEX 3/4-10 PLT | | |
| 5. | 586-291H | TM LIGHT BRKT LH | | |
| 6. | 586-292H | TM LIGHT BRKT RH | | |
| 7. | 802-091C | HHCS 1/2-13X1 1/2 GR5 | | |
| 8. | 804-015C | WASHER LOCK SPRING 1/2 PLT | | |
| 9. | 803-020C | NUT HEX 1/2-13 PLT | | |

EZ Hitch with Slide Flex Tongue

(Applies to 1200TM, 1500TM, 1800TM, 2400TM, 3000TM, 3500TM, 4000TM only)



42348

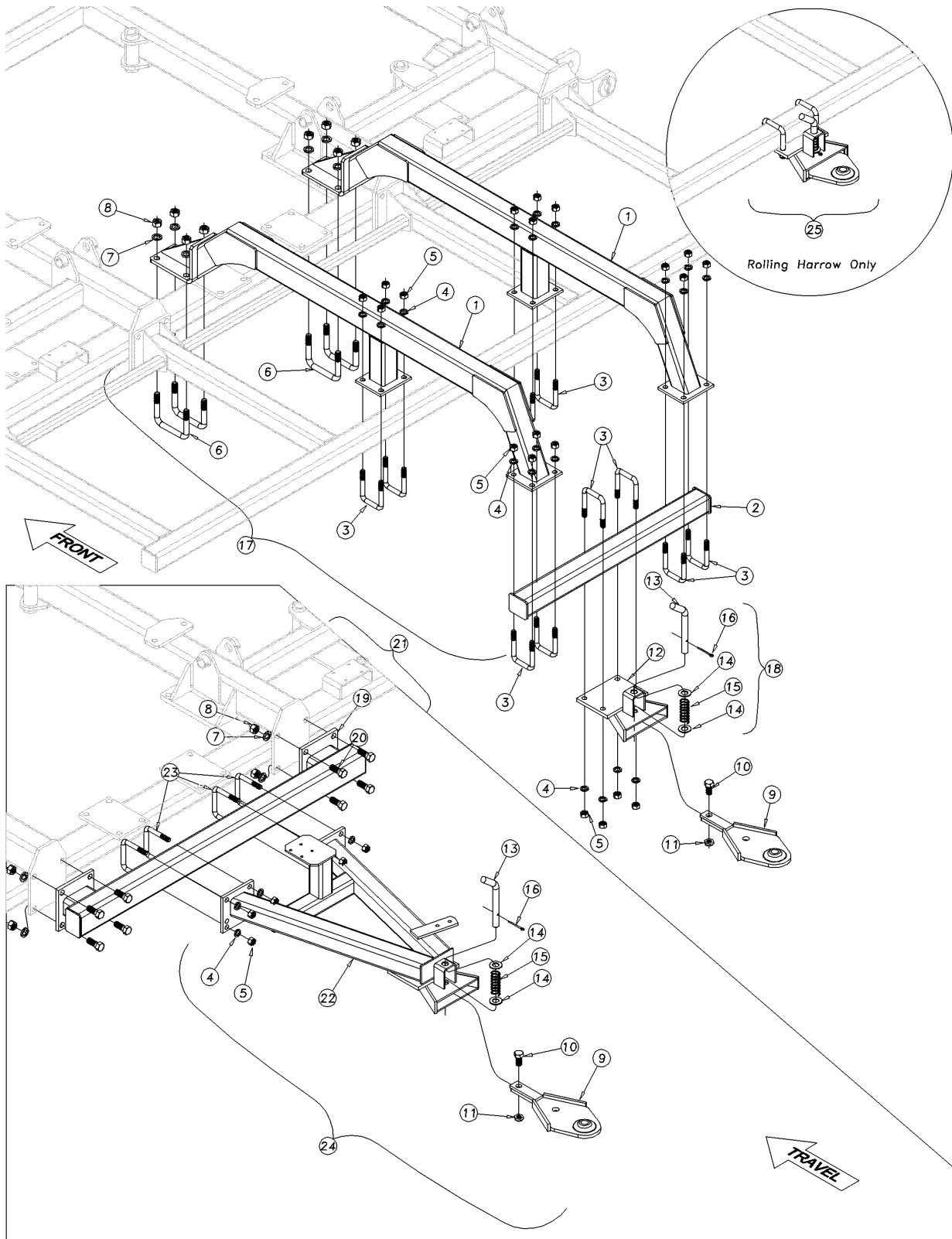
EZ Hitch with Slide Flex Tongue

(Applies to 1200TM, 1500TM, 1800TM, 2400TM, 3000TM, 3500TM, 4000TM only)

| Ref | Part No. | Part Description | Comments | Revision |
|------------|-----------------|--------------------------------|---------------------------------------|-----------------|
| | dwg42348 | Image No. | | |
| 1. | 586-347H | REAR HITCH ARM - TURBO MAX | | |
| 2. | 585-096H | REAR HITCH CROSS ARM 3X3X46 | | |
| 3. | 806-183C | U-BOLT 5/8-11X3 1/32X4 1/2 SPT | | |
| 4. | 804-022C | WASHER LOCK SPRING 5/8 PLT | | |
| 5. | 803-021C | NUT HEX 5/8-11 PLT | | |
| 6. | 806-203C | U-BOLT 3/4-10 X 5 1/32 X 4 1/2 | | |
| 7. | 804-023C | WASHER LOCK SPRING 3/4 PLT | | |
| 8. | 803-027C | NUT HEX 3/4-10 PLT | | |
| 9. | 585-092H | E-Z HITCH FLEX SLIDE | | |
| 10. | 585-093H | E-Z HITCH TONGUE ASSEMBLY | | |
| 11. | 802-075C | HHCS 1-8X7 GR5 | | |
| 12. | 803-316C | NUT HEX LOCK 1-8 PLT | | |
| 13. | 802-184C | HHCS 3/4-10X1 1/2 GR5 | | |
| 14. | 803-126C | NUT HEX JAM NYLOCK 3/4-10 PLT | | |
| 15. | 585-100H | BOLT-ON SLEEVE ONLY | | |
| 16. | 570-055D | E-Z HITCH PIN 7/8 OD 8 1/2"L | | |
| 17. | 804-215C | WASHER FLAT 7/8 ASTM F436 PLT | | |
| 18. | 570-080D | SPRING - EZ HITCH PIN | | |
| 19. | 805-058C | PIN COTTER 3/16 X 2 | | |
| 20. | 589-421A | EXTD EZ - HITCH FLEX TONGUE TM | Includes items 1-19 | |
| 21. | 585-099S | BOLT-ON SLEEVE ASSY W/O TONGUE | Includes items 15-19 | |
| 22. | 586-349H | REAR HITCH MOUNT BAR TM | | |
| 23. | 802-064C | HHCS 3/4-10X2 GR5 | | |
| 24. | 589-424A | REAR HITCH MOUNTING BAR KIT TM | Includes parts 4-5, 22-23 | |
| 25. | 570-202H | E-Z HITCH A-FRAME ONLY | | |
| 26. | 806-179C | U-BOLT 5/8-11X4 1/32X4 1/4 | | |
| 27. | 570-121A | EZ HITCH-NURSE TANKS (FC1305) | Includes parts 4-5, 9-14, 16-19, & 25 | |
| 28. | 589-126A | BOLT ON EZ HITCH FLEX TONGUE | Includes items 3-5, 9-19 | |

EZ Hitch with Slide Rigid Ball

(Applies to 1200TM, 1500TM, 1800TM, 2400TM, 3000TM, 3500TM, 4000TM only)



42349

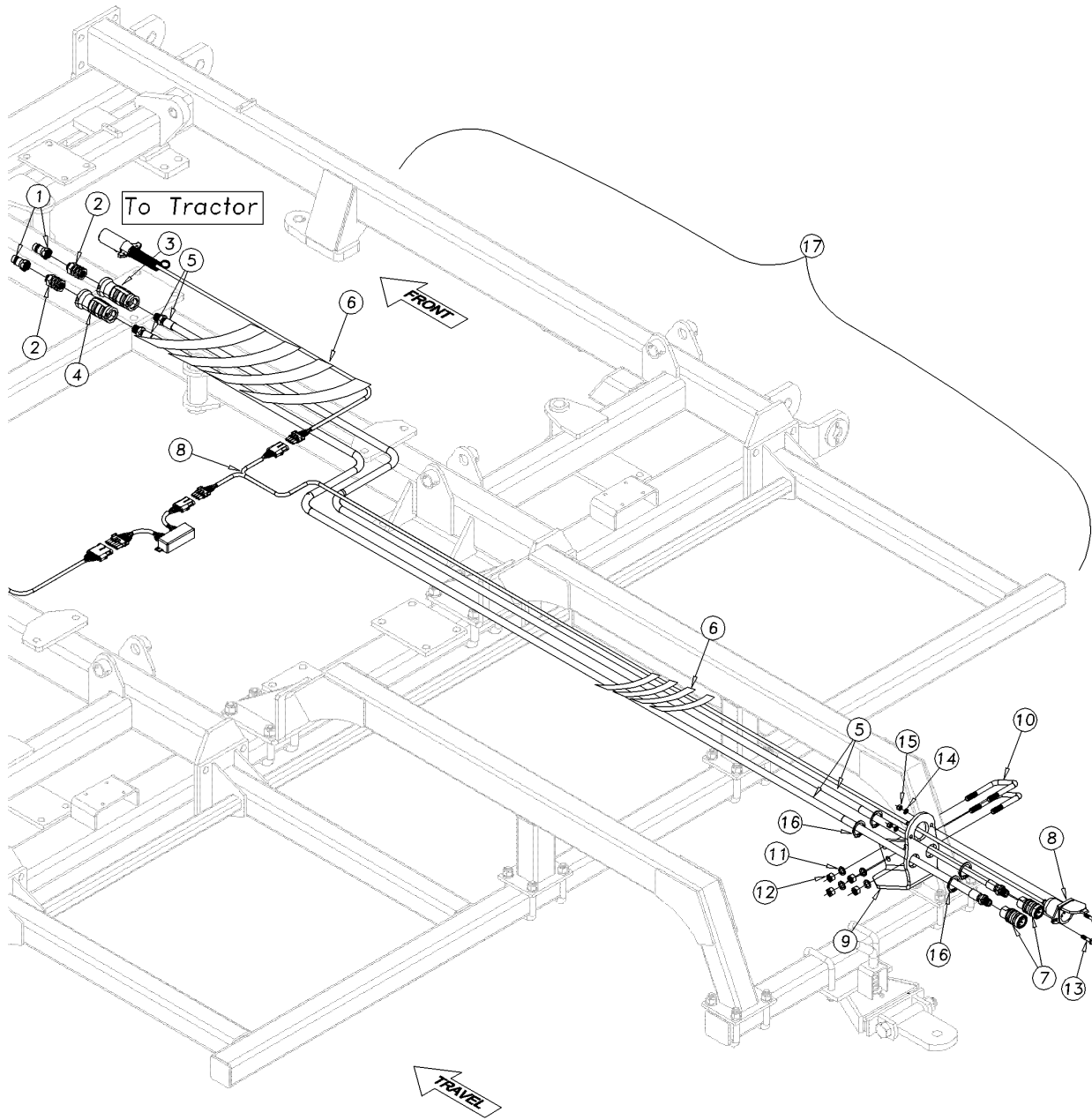
EZ Hitch with Slide Rigid Ball

(Applies to 1200TM, 1500TM, 1800TM, 2400TM, 3000TM, 3500TM, 4000TM only)

| Ref | Part No. | Part Description | Comments | Revision |
|------------|-----------------|---------------------------------|--------------------------------------|-----------------|
| | dwg42349 | Image No. | | |
| 1. | 586-347H | REAR HITCH ARM - TURBO MAX | | |
| 2. | 585-096H | REAR HITCH CROSS ARM 3X3X46 | | |
| 3. | 806-183C | U-BOLT 5/8-11X3 1/32X4 1/2 SPT | | |
| 4. | 804-022C | WASHER LOCK SPRING 5/8 PLT | | |
| 5. | 803-021C | NUT HEX 5/8-11 PLT | | |
| 6. | 806-203C | U-BOLT 3/4-10 X 5 1/32 X 4 1/2 | | |
| 7. | 804-023C | WASHER LOCK SPRING 3/4 PLT | | |
| 8. | 803-027C | NUT HEX 3/4-10 PLT | | |
| 9. | 585-090H | E-Z HITCH RIGID SLIDE | | |
| 10. | 802-184C | HHCS 3/4-10X1 1/2 GR5 | | |
| 11. | 803-126C | NUT HEX JAM NYLOCK 3/4-10 PLT | | |
| 12. | 585-100H | BOLT-ON SLEEVE ONLY | | |
| 13. | 570-055D | E-Z HITCH PIN 7/8 OD 8 1/2"L | | |
| 14. | 804-215C | WASHER FLAT 7/8 ASTM F436 PLT | | |
| 15. | 570-080D | SPRING - EZ HITCH PIN | | |
| 16. | 805-058C | PIN COTTER 3/16 X 2 | | |
| 17. | 589-422A | EXTD EZ - HITCH RIGID BLJNT TM | Includes items 1-16 | |
| 18. | 585-099S | BOLT-ON SLEEVE ASSY W/O TONGUE | Includes items 12-16 | |
| 19. | 586-349H | REAR HITCH MOUNT BAR TM | | |
| 20. | 802-064C | HHCS 3/4-10X2 GR5 | | |
| 21. | 589-424A | REAR HITCH MOUNTING BAR KIT TM | Includes parts 4-5, 19-20 | |
| 22. | 570-202H | E-Z HITCH A-FRAME ONLY | | |
| 23. | 806-179C | U-BOLT 5/8-11X4 1/32X4 1/4 | | |
| 24. | 570-122A | EZ HCH W/SLIDE RIGID BALL JNT | Includes parts 4-5, 9-11, 13-16 & 22 | |
| 25. | 589-127A | BOLT ON EZ HITCH RIGID BALL JNT | Includes items 3-5, 9-16 | |

Rear Hitch Accessories

(Applies to 1200TM, 1500TM, 1800TM, 2400TM, 3000TM, 3500TM, 4000TM only)



42366

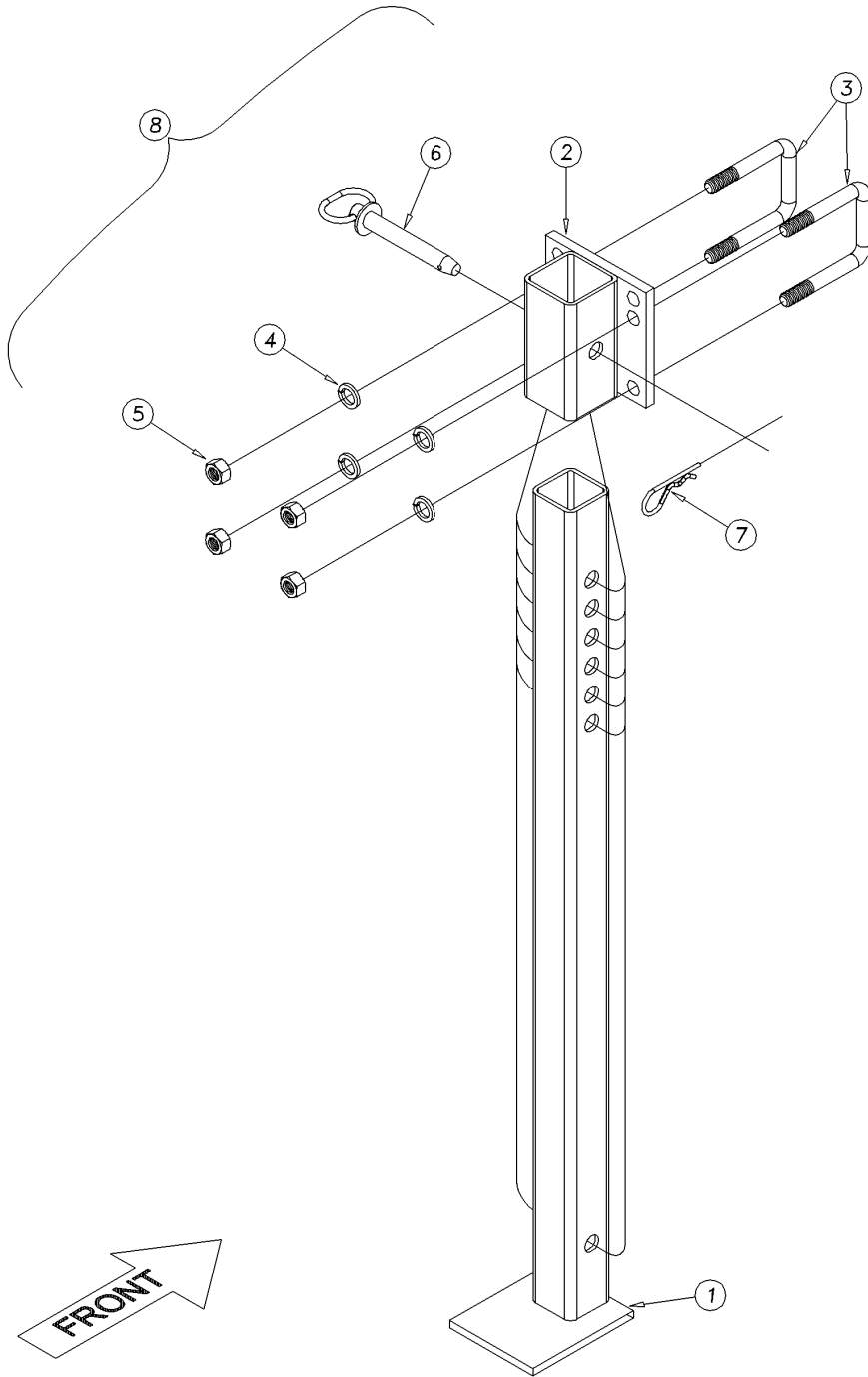
Rear Hitch Accessories

(Applies to 1200TM, 1500TM, 1800TM, 2400TM, 3000TM, 3500TM, 4000TM only)

| Ref | Part No. | Part Description | Comments | Revision |
|------------|-----------------|--------------------------------|--------------------------|-----------------|
| | dwg42366 | Image No. | | |
| 1. | 811-394C | CP 3/4FORB MALE QD POPPET TYPE | | |
| 2. | 811-919C | AD 3/4MORB 3/4FORB (HG) | | |
| 3. | 811-917C | HG HANDLE - YELLOW EXT | | |
| 4. | 811-918C | HG HANDLE - YELLOW RET | | |
| 5. | 841-054C | HH3/8R2 360 3/4MORB | | |
| 6. | 550-123D | HOSE WRAP,SMALL SIZE,SHORT(8") | | |
| 7. | 811-870C | CP 3/4FORB FEMALE QD (POPPET) | | |
| 8. | 890-920C | DUAL MACHINE HARNESS | | |
| 9. | 589-214D | REAR HITCH ASSY MOUNT TT/TM | | Rev. 2 |
| 9. | 569-081D | REAR HITCH ACCESSORY MOUNT | Replaced by 589-214D | Rev. 1 |
| 10. | 806-066C | U-BOLT 1/2-13X3 1/32X4 | | |
| 11. | 804-015C | WASHER LOCK SPRING 1/2 PLT | | |
| 12. | 803-020C | NUT HEX 1/2-13 PLT | | |
| 13. | 802-010C | HHCS 5/16-18X1 1/4 GR5 | | |
| 14. | 804-009C | WASHER LOCK SPRING 5/16 PLT | | |
| 15. | 803-008C | NUT HEX 5/16-18 PLT | | |
| 16. | 800-044C | SNAP RING EXT 1 1/2 SHAFT | | Rev. 2 |
| 16. | 800-290C | SNAP RING EXT 1 1/2 HEAVY | Replaced by 800-044C | Rev. 1 |
| 17. | 586-240V | REAR HITCH ACCESSORY KIT TT | Includes items 1 thru 16 | |

Rear Jack Stand

(Applies to 1200TM, 1500TM, 1800TM, 2400TM, 3000TM, 3500TM, 4000TM only)



41878

Rear Jack Stand

(Applies to 1200TM, 1500TM, 1800TM, 2400TM, 3000TM, 3500TM, 4000TM only)

| Ref | Part No. | Part Description | Comments | Revision |
|------------|-----------------|--------------------------------|-----------------|-----------------|
| | dwg41878 | Image No. | | |
| 1. | 560-196H | REAR STAND LEG | | |
| 2. | 580-049H | REAR STAND MOUNT BRACKET | | |
| 3. | 806-183C | U-BOLT 5/8-11X3 1/32X4 1/2 SPT | | |
| 4. | 804-022C | WASHER LOCK SPRING 5/8 PLT | | |
| 5. | 803-021C | NUT HEX 5/8-11 PLT | | |
| 6. | 805-195C | PIN HITCH 3/4 X 5 1/4 USEABLE | | |
| 7. | 805-032C | PIN HAIR COTTER .148 WIRE | | |
| 8. | 589-081K | REAR STAND ASSY (TURBOTILL) | | |



Part Number Index

The Part Number Index is a numeric index of all part numbers included in this manual. The index shows what page(s) the part is used on.

| Part Number | Page | Part Number | Page | Part Number | Page | Part Number | Page |
|-------------|--|-------------|--|-------------|-------------------------------|-------------|------------|
| 148-404D | 57, 59, 61, 63 | 560-479K | 67 | 586-156D | 139 | 586-362H | 43 |
| 152-498D | 83, 85 | 560-536D | 7, 27, 29, 31, 73, | 586-157D | 139 | 586-363H | 19 |
| 196-430D | 79, 81, 85, 87, 89, 91, 93, 95, 97 | | 75, 77, 79, 81, 83, 85, 87, 89, 91, 93, 95, 97 | 586-158D | 9, 35 | 586-364H | 19 |
| 1M7016-ADI | 101, 103, 107, 111, 113, 115, 121, 123, 125 | 566-003D | 127, 129 | 586-173H | 59, 61 | 586-365H | 19 |
| 1M7021-ADI | 99, 105, 109, 117, 119 | 566-004D | 127, 129 | 586-181D | 139 | 586-366H | 19 |
| 2A0016 | 107, 113, 115, 121 | 566-148D | 59, 61 | 586-182D | 127, 129 | 586-367H | 11 |
| 2A0018 | 99, 101, 103, 109, 111, 123, 125 | 566-149D | 59, 61 | 586-186D | 127, 129 | 586-372H | 29 |
| 2A0024 | 99, 101, 103, 105, 107, 109, 111, 113, 115, 121, 123, 125 | 566-169D | 35 | 586-187D | 127, 129 | 586-373H | 25, 29 |
| 2A0025 | 117, 119 | 566-170D | 33, 35 | 586-190D | 127, 129 | 586-374H | 25, 29, 31 |
| 2M5408NC | 113, 115 | 567-001D | 127 | 586-191D | 129 | 586-375H | 39 |
| 2M5411NC | 121 | 567-003D | 129 | 586-240V | 151 | 586-376H | 39 |
| 2M5416NC | 107 | 567-004D | 127, 129 | 586-241V | 33, 35 | 586-377H | 11 |
| 2M6808NC | 111 | 567-005D | 127, 129 | 586-245H | 39, 41 | 586-378H | 29 |
| 2M6811NC | 123, 125 | 567-007D | 129 | 586-246H | 27, 29 | 586-379H | 11 |
| 2M6816 | 101, 103 | 567-008D | 127, 129 | 586-247H | 39, 41 | 586-380H | 39 |
| 2S6670NC | 99 | 567-009D | 127, 129 | 586-248H | 39 | 586-381H | 39 |
| 2S6676NC | 109 | 567-011D | 127 | 586-249H | 39 | 586-382H | 39 |
| 2S7516NC | 105 | 567-012D | 129 | 586-250H | 27 | 586-383H | 39 |
| 2S7644NC | 117 | 567-013D | 129 | 586-251H | 9, 11 | 586-384H | 35 |
| 2S7648NC | 119 | 567-014D | 129 | 586-254H | 19, 43, 45 | 586-385H | 29 |
| 3R2440 | 115 | 569-081D | 151 | 586-255H | 17, 21 | 586-388H | 7 |
| 3R3440 | 107, 113, 121 | 570-055D | 147, 149 | 586-256H | 17, 21 | 586-389H | 25 |
| 3R4840 | 103, 111, 123 | 570-067D | 69 | 586-257H | 17, 19, 21, 23, 43, 45, 47 | 586-390D | 59, 61 |
| 3R5840 | 101, 125 | 570-080D | 147, 149 | 586-258H | 39 | 586-390H | 17 |
| 3R6012 | 99, 109 | 570-121A | 147 | 586-259H | 7, 9, 11 | 586-391H | 17 |
| 3R6940 | 105 | 570-122A | 149 | 586-262H | 39 | 586-392H | 17 |
| 3R7612 | 117, 119 | 570-202H | 147, 149 | 586-267H | 21 | 586-393H | 17 |
| 4M6108 | 99, 109 | 575-092D | 143 | 586-268H | 21 | 586-394H | 17 |
| 4M7110 | 117, 119 | 575-093D | 143 | 586-269H | 21 | 586-395H | 17 |
| 4R2109 | 115 | 575-095D | 143 | 586-270H | 21 | 586-396H | 17 |
| 4R3109 | 107, 113, 121 | 575-096D | 143 | 586-272H | 39 | 586-397H | 17 |
| 4R4109 | 103, 111, 123 | 575-098D | 143 | 586-273H | 43 | 586-398H | 25, 29, 31 |
| 4R5109 | 101, 125 | 575-098D | 143 | 586-274H | 43 | 586-402H | 7 |
| 4R6109 | 105 | 575-141D | 143 | 586-275H | 43 | 586-403H | 71 |
| 500-064D | 33 | 575-224D | 143 | 586-276H | 43 | 586-404H | 141 |
| 502-068D | 7, 9, 11, 15, 35 | 575-268D | 73, 75, 77, 87, 89, 91, 93, 95, 97 | 586-277H | 45 | 586-405H | 141 |
| 548-001S | 73, 75, 77 | 575-521H | 143 | 586-278H | 45 | 586-411H | 129 |
| 548-002S | 87, 89, 91, 93, 95, 97 | 575-987H | 143 | 586-279H | 45 | 586-414H | 29 |
| 548-003S | 79, 81, 83, 85 | 575-988H | 143 | 586-280H | 45 | 586-415H | 29 |
| 550-123D | 151 | 575-989H | 143 | 586-283H | 39 | 586-421H | 7 |
| 550-200H | 71 | 575-990H | 143 | 586-284H | 39 | 586-422H | 7 |
| 550-201H | 71 | 576-145D | 33, 35 | 586-285H | 9, 11 | 586-426H | 61 |
| 550-202S | 71 | 578-001D | 141 | 586-286H | 39 | 586-427H | 61 |
| 550-425D | 71 | 578-002D | 141 | 586-287H | 39 | 586-428H | 25 |
| 550-475D | 59 | 578-006D | 141 | 586-289H | 33, 35 | 586-438H | 31 |
| 550-489D | 63 | 578-010D | 141 | 586-291H | 9, 11, 145 | 586-439H | 31 |
| 556-119S | 33, 35 | 578-011D | 141 | 586-292H | 9, 11, 145 | 586-440H | 23 |
| 556-169H | 33, 35 | 578-012D | 141 | 586-293H | 33, 35 | 586-441H | 47 |
| 556-170H | 33, 35 | 578-013D | 141 | 586-294H | 59, 61 | 586-442H | 41 |
| 556-171H | 33, 35 | 578-014D | 141 | 586-295S | 39 | 586-443H | 15 |
| 556-236D | 33, 35 | 578-015D | 141 | 586-296H | 71 | 586-444S | 23 |
| 556-296D | 9, 35 | 578-016D | 141 | 586-297H | 39, 41 | 586-445S | 47 |
| 556-375D | 127, 129 | 580-049H | 153 | 586-298S | 19, 43, 45 | 586-446S | 41 |
| 560-196H | 153 | 585-090H | 149 | 586-299H | 17, 19, 21, 23 | 586-447H | 15 |
| 560-236D | 55, 65 | 585-092H | 147 | 586-300H | 17, 19, 21, 23 | 586-451H | 63 |
| 560-391H | 39, 41 | 585-093H | 147 | 586-301S | 17, 19, 21 | 586-452H | 63 |
| 560-392H | 39, 41 | 585-096H | 147, 149 | 586-311H | 9, 11 | 586-455H | 31 |
| 560-407H | 67 | 585-099S | 147, 149 | 586-314H | 33, 35 | 586-456H | 31 |
| 560-408H | 67 | 585-100H | 147, 149 | 586-317H | 27 | 586-457H | 31 |
| | | 586-056D | 127, 129 | 586-318H | 27 | 586-458H | 31 |
| | | 586-087D | 127, 129 | 586-319H | 17, 21 | 586-459H | 23 |
| | | 586-088S | 139 | 586-325S | 17, 21 | 586-460H | 23 |
| | | 586-093D | 127, 129 | 586-326H | 27 | 586-461H | 23 |
| | | 586-149D | 7, 9, 11, 15 | 586-347H | 147, 149 | 586-462H | 23 |
| | | | | 586-349H | 147, 149 | 586-465H | 15 |
| | | | | 586-350H | 29 | 586-470H | 47 |
| | | | | 586-359H | 43 | 586-471H | 47 |
| | | | | 586-360H | 43 | 586-472H | 47 |
| | | | | 586-361H | 43 | 586-473H | 47 |

Table of Contents Part Number Index



Part Number Index (continued)

| Part Number | Page | Part Number | Page | Part Number | Page | Part Number | Page |
|-------------|------------------|-------------|------------------|-------------|--------------------|-------------|--------------------|
| 586-474H | 47 | 589-416H | 145 | 800-290C | 151 | 802-707C | 129 |
| 586-475H | 47 | 589-417H | 145 | 801-005C | 7, 11, 27, 31 | 802-715C | 35 |
| 586-476H | 47 | 589-418H | 145 | 802-005C | 33, 35, 49, 51 | 802-748C | 33, 35 |
| 586-477H | 47 | 589-421A | 147 | 802-010C | 7, 9, 11, 15, 36, | 802-761C | 139 |
| 586-478H | 31 | 589-422A | 149 | | 151 | 802-799C | 69 |
| 586-479H | 41 | 589-424A | 147, 149 | 802-017C | 53 | 802-804C | 141 |
| 586-480H | 41 | 589-425H | 141 | 802-023C | 99, 101, 103, | 802-820C | 59, 61 |
| 586-483H | 31 | 589-426H | 141 | | 105, 107, 109, | 802-841C | 31, 59, 61 |
| 586-484H | 41 | 589-441H | 141 | | 111, 113, 115, | 802-842C | 127 |
| 586-485H | 41 | 589-442H | 141 | | 117, 119, 121, | 802-859C | 33, 35 |
| 586-486S | 23 | 589-444H | 15 | | 123, 125 | 802-882C | 55, 65 |
| 586-487H | 31 | 589-445H | 15 | 802-034C | 67 | 802-947C | 25, 29 |
| 586-488H | 71 | 589-446H | 141 | 802-039C | 71 | 802-951C | 129 |
| 586-490H | 31 | 589-447H | 15 | 802-045C | 59 | 803-006C | 7, 11, 15, 27, 31, |
| 586-491H | 31 | 589-448H | 41 | 802-050C | 67 | | 33, 35, 43, 45 |
| 586-510H | 63 | 589-449H | 41 | 802-051C | 27, 29, 31, 39, 41 | 803-007C | 49, 51 |
| 586-512H | 67 | 589-450H | 41 | 802-055C | 67 | 803-008C | 7, 11, 15, 27, 29, |
| 586-513A | 67 | 589-451H | 41 | 802-060C | 143 | | 31, 33, 151 |
| 586-514D | 127, 129 | 589-452H | 41 | 802-064C | 9, 11, 15, 17, 19, | 803-020C | 7, 9, 11, 15, 17, |
| 586-526H | 17 | 589-453H | 41 | | 21, 23, 25, 27, | | 19, 21, 23, 53, |
| 586-538H | 11 | 589-454H | 129 | | 29, 31, 39, 41, | | 71, 127, 129, |
| 586-539D | 17, 19, 21 | 589-455H | 129 | | 43, 45, 47, 141, | | 139, 145, 151 |
| 586-539H | 11 | 589-456H | 145 | | 145, 147, 149 | 803-021C | 17, 19, 21, 23, |
| 586-541D | 7, 9, 11, 39, 41 | 589-457H | 145 | 802-066C | 143 | | 27, 29, 31, 39, |
| 586-542D | 17, 19, 21, 23, | 589-458H | 145 | 802-068C | 67 | | 41, 43, 45, 47, |
| | 43, 45, 47 | 589-459H | 145 | 802-069C | 61, 63 | | 67, 127, 129, |
| 586-543D | 17, 19, 21, 23, | 589-460H | 145 | 802-070C | 17, 19, 21, 23, | | 141, 143, 147, |
| | 43, 45, 47 | 589-461H | 145 | | 43, 45, 47, 127, | | 149, 153 |
| 586-544D | 17, 19, 21, 23, | 589-462H | 145 | | 129 | 803-026C | 127, 129, 143 |
| | 43, 45, 47 | 589-465H | 11 | 802-073C | 7, 9, 11, 15, 39, | 803-027C | 9, 11, 15, 17, 19, |
| 586-545D | 127, 129 | 589-466H | 12 | | 41, 141 | | 21, 23, 25, 27, |
| 586-586D | 27 | 596-329D | 27, 31 | 802-075C | 147 | | 29, 31, 39, 41, |
| 586-588D | 39, 41 | 5M6132 | 99 | 802-079C | 17, 19, 21, 23 | | 43, 45, 47, 59, |
| 586-589D | 17, 19, 21, 23, | 5M6138 | 109 | 802-091C | 9, 11, 145 | | 61, 67, 127, 129, |
| | 43, 45, 47 | 5M7544 | 117 | 802-095C | 15, 41 | | 139, 141, 143, |
| 586-592D | 27 | 5M7548 | 119 | 802-106C | 141 | | 145, 147, 149 |
| 586-595D | 139 | 5R2108 | 115 | 802-115C | 7, 9, 11, 15, 36, | 803-029C | 69 |
| 586-600D | 7, 11 | 5R3108 | 113, 121 | | 71 | 803-031C | 33, 35 |
| 586-630D | 11, 15 | 5R3118 | 107 | 802-128C | 143 | 803-034C | 27 |
| 586-631D | 11, 15 | 5R4108 | 111, 123 | 802-130C | 71 | 803-038C | 141 |
| 586-648D | 129 | 5R4118 | 103 | 802-131C | 11, 15, 33 | 803-048C | 143 |
| 586-663D | 129 | 5R5108 | 125 | 802-138C | 27, 36 | 803-049C | 33, 35 |
| 586-664D | 129 | 5R5118 | 101 | 802-152C | 7, 11, 15, 33 | 803-053C | 55, 65 |
| 586-665D | 129 | 5R6118 | 105 | 802-162C | 17, 19, 21, 23, | 803-061C | 67, 69 |
| 586-709D | 129 | 6R2162-ADI | 115 | | 43, 45, 47 | 803-063C | 25, 29, 31, 39, 41 |
| 586-710D | 129 | 6R2166-ADI | 125 | 802-169C | 7, 9, 11 | 803-073C | 25, 29, 31 |
| 586-798D | 23 | 6R3162-ADI | 113 | 802-171C | 63 | 803-078C | 25, 27, 29, 31 |
| 586-804D | 15 | 6R3164-ADI | 107 | 802-172C | 7, 29, 31 | 803-079C | 17, 19, 21, 23, |
| 586-811D | 35 | 6R3166-ADI | 121 | 802-182C | 55, 57, 59, 61, 65 | | 43, 45, 47 |
| 586-814D | 63 | 6R4162-ADI | 111 | 802-184C | 147, 149 | 803-084C | 129 |
| 586-816D | 53 | 6R4164-ADI | 103 | 802-192C | 143 | 803-095C | 57, 59, 61, 63 |
| 586-817D | 53 | 6R4166-ADI | 123 | 802-205C | 35 | 803-123C | 7, 9, 11, 15, 17, |
| 586-818D | 53 | 6R5162-ADI | 99, 109 | 802-212C | 25, 27, 29, 31 | | 19, 21, 23, 39, 41 |
| 589-047A | 139 | 6R5164-ADI | 101 | 802-256C | 29, 31 | 803-126C | 147, 149 |
| 589-059H | 143 | 6R6164-ADI | 105 | 802-258C | 33, 35 | 803-166C | 43, 45, 55, 65 |
| 589-064H | 141 | 6R7182-ADI | 117, 119 | 802-262C | 127 | 803-168C | 9, 33, 35 |
| 589-081K | 153 | 7M5308 | 113, 115, 121 | 802-279C | 7, 11, 15, 27, 29, | 803-210C | 33, 35 |
| 589-085D | 143 | 7M5318 | 107 | | 31, 33 | 803-219C | 55, 57, 59, 61, 65 |
| 589-126A | 147 | 7M6308 | 111, 123, 125 | 802-332C | 33, 35 | 803-234C | 99, 101, 103, |
| 589-127A | 149 | 7M6318 | 101, 103 | 802-333C | 7 | | 105, 107, 109, |
| 589-142D | 143 | 7M6332 | 99 | 802-360C | 130 | | 111, 113, 115, |
| 589-214D | 151 | 7M6338 | 109 | 802-383C | 33, 35 | | 117, 119, 121, |
| 589-220H | 141 | 7M7318 | 105 | 802-390C | 129 | | 123, 125 |
| 589-251H | 141 | 7M7344 | 117 | 802-413C | 57 | 803-239C | 59, 61, 63 |
| 589-257H | 141 | 7M7348 | 119 | 802-469C | 127, 129 | 803-255C | 127, 141 |
| 589-258H | 141 | 800-001C | 59 | 802-483C | 25, 29, 31 | 803-257C | 105, 117, 119 |
| 589-387H | 141 | 800-044C | 151 | 802-543C | 17, 21 | 803-301C | 141 |
| 589-388H | 141 | 800-080C | 63 | 802-578C | 27 | 803-314C | 17, 21, 33, 35 |
| 589-389H | 141 | 800-112C | 49, 51 | 802-623C | 7, 9, 11, 15, 27, | 803-316C | 7, 11, 15, 39, 41, |
| 589-409H | 143 | 800-130C | 55, 57, 61, 63, | | 39, 41 | | 147 |
| 589-411H | 143 | | 65, 69, 127, 129 | 802-705C | 7, 9, 11, 15, 36 | 803-338C | 71 |



Part Number Index (continued)

| Part Number | Page | Part Number | Page | Part Number | Page | Part Number | Page |
|-------------|---|-------------|---|-------------|--|-------------|------------------------|
| 803-339C | 127, 129 | 805-134C | 33, 35 | 810-599C | 7, 11, 15, 33, 87, 89, 91, 93, 95, 97 | 811-934C | 81 |
| 803-342C | 57, 59, 61, 67, 71, 141, 143 | 805-143C | 9, 41 | 810-623C | 15, 85 | 811-935C | 93 |
| 803-364C | 39, 41 | 805-155C | 9 | 810-638C | 43, 45, 79, 81 | 811-936C | 91 |
| 803-367C | 61, 63 | 805-195C | 27, 153 | 810-737C | 43, 45, 79, 81, 83, 85 | 811-943C | 85 |
| 804-006C | 7, 11, 15, 27, 31, 33, 35, 43, 45 | 805-228C | 143 | 810-739C | 19, 21, 89, 91, 93 | 811-948C | 89 |
| 804-007C | 141 | 805-324C | 67 | 810-740C | 43, 45, 89, 91, 93 | 811-949C | 85 |
| 804-008C | 55, 65 | 805-349C | 7, 9, 11, 15, 39, 41 | 810-741C | 17, 45, 87, 93, 97 | 811-952C | 85 |
| 804-009C | 7, 9, 11, 15, 27, 29, 31, 33, 36, 71, 151 | 805-350C | 25, 27, 29, 31 | 810-773C | 47, 85 | 811-964C | 79, 81 |
| 804-013C | 53 | 805-351C | 17, 19, 21, 23, 25, 27, 29, 31, 43, 45, 47 | 810-844C | 47, 83 | 811-983C | 97 |
| 804-015C | 7, 9, 11, 15, 17, 19, 21, 23, 33, 35, 53, 71, 127, 129, 139, 145, 151 | 805-360C | 33 | 810-845C | 47, 95, 97 | 811-985C | 83, 85 |
| 804-017C | 33, 35, 143 | 805-363C | 67 | 810-846C | 47, 95, 97 | 811-993C | 93 |
| 804-022C | 17, 19, 21, 23, 27, 29, 31, 39, 41, 43, 45, 47, 67, 127, 129, 141, 143, 147, 149, 153 | 805-364C | 29, 31, 41 | 810-847C | 23, 95, 97 | 811-997C | 95 |
| 804-023C | 9, 11, 15, 17, 19, 21, 23, 25, 27, 29, 31, 39, 41, 43, 45, 47, 59, 61, 67, 127, 129, 139, 141, 143, 145, 147, 149 | 805-396C | 7, 9, 11, 15, 17, 19, 21, 23, 39, 41, 43, 45, 47, 99, 101, 103, 105, 107, 109, 111, 113, 115, 117, 119, 121, 123, 125 | 810-849C | 15, 83 | 812-006CP | 127, 129 |
| 804-024C | 143 | 805-441C | 39, 41 | 811-043C | 81 | 812-402C | 17, 19, 21, 23, 45, 47 |
| 804-025C | 139 | 805-442C | 35 | 811-063C | 73, 75, 77, 79, 81, 83, 85, 87, 89, 91, 93, 95, 97 | 812-402CP | 43 |
| 804-027C | 33, 35 | 805-478C | 143 | 811-077C | 85 | 814-011C | 67 |
| 804-029C | 33, 35 | 806-005C | 127, 129 | 811-078C | 81, 83, 85 | 814-031C | 55, 65 |
| 804-035C | 17, 19, 21, 23, 39, 41, 43, 45, 47 | 806-056C | 139 | 811-088C | 73, 75, 77, 79, 81, 83, 85, 87, 89, 91, 93, 95, 97 | 814-220C | 67 |
| 804-037C | 33, 35 | 806-066C | 12, 15, 151 | 811-203C | 73, 75, 77 | 814-222C | 55, 65 |
| 804-039C | 33, 35 | 806-079C | 31 | 811-245C | 79, 87 | 814-223C | 55, 59, 65 |
| 804-055C | 69 | 806-122C | 7, 11, 12, 15, 17, 19, 21, 53 | 811-268C | 75, 77 | 814-227C | 59 |
| 804-063C | 59, 61, 63, 141 | 806-136C | 43, 45 | 811-310C | 95 | 814-230C | 67 |
| 804-075C | 127, 129 | 806-152C | 43, 45 | 811-324C | 83 | 814-236C | 59 |
| 804-094C | 71 | 806-167C | 129 | 811-340C | 73 | 814-247C | 55, 65 |
| 804-099C | 143 | 806-178C | 67 | 811-382C | 77 | 814-248C | 55, 65 |
| 804-134C | 35 | 806-179C | 147, 149 | 811-394C | 73, 75, 77, 79, 81, 83, 85, 87, 89, 91, 93, 95, 97 | 814-276C | 59 |
| 804-192C | 7, 9, 11, 15, 17, 19, 21, 23, 25, 27, 29, 31, 33, 35, 39, 41, 43, 45, 47 | 806-182C | 143 | 811-430C | 83 | 814-291C | 57, 61 |
| 804-200C | 127, 129 | 806-183C | 141, 143, 147, 149, 153 | 811-485C | 75, 77 | 814-340C | 55, 65 |
| 804-205C | 127, 129 | 806-184C | 29 | 811-580C | 93 | 814-355C | 59 |
| 804-215C | 147, 149 | 806-189C | 23 | 811-617C | 77 | 814-366C | 59 |
| 805-001C | 7, 11, 15 | 806-203C | 17, 147, 149 | 811-640C | 87 | 814-387C | 57, 61 |
| 805-017C | 59 | 807-073C | 33, 35 | 811-645C | 81, 83 | 814-388C | 57, 61 |
| 805-032C | 153 | 807-216C | 71 | 811-661C | 85 | 814-415C | 63 |
| 805-058C | 7, 9, 11, 15, 17, 19, 21, 23, 25, 27, 29, 31, 33, 35, 39, 41, 43, 45, 47, 99, 101, 103, 105, 107, 109, 111, 113, 115, 117, 119, 121, 123, 125, 147, 149 | 807-224C | 143 | 811-663C | 97 | 814-419C | 63 |
| 805-060C | 57, 61, 63 | 807-226C | 143 | 811-664C | 79, 81 | 814-420C | 63 |
| 805-081C | 31, 41 | 807-229C | 127, 129 | 811-670C | 89, 95, 97 | 815-164C | 59 |
| 805-089C | 55, 65, 69, 143 | 807-310CP | 27 | 811-677C | 79, 81, 83, 85 | 815-193C | 69 |
| 805-115C | 59, 61, 63 | 807-314CP | 25, 29, 31 | 811-690C | 73, 89, 91, 93, 95, 97 | 815-221C | 67, 69 |
| | | 810-014C | 99, 109 | 811-715C | 75 | 815-226C | 55, 65 |
| | | 810-116C | 7, 11, 15, 33, 73, 75, 77 | 811-735C | 83, 85, 95, 97 | 815-229C | 55, 65 |
| | | 810-144C | 105 | 811-780C | 73, 75 | 815-298C | 57 |
| | | 810-151C | 101, 125 | 811-826C | 73, 75, 77 | 815-300C | 57 |
| | | 810-173C | 115 | 811-827C | 87, 89, 91, 93, 95, 97 | 815-301C | 57, 61 |
| | | 810-174C | 107, 113, 121 | 811-830C | 75 | 815-302C | 59 |
| | | 810-300C | 79, 81, 83, 85 | 811-839C | 85 | 815-313C | 61 |
| | | 810-373C | 103, 111, 123 | 811-848C | 83 | 815-314C | 61 |
| | | 810-490C | 43, 47, 79, 85 | 811-859C | 75 | 815-437C | 63 |
| | | 810-501C | 9, 11, 75, 77 | 811-870C | 151 | 815-440C | 63 |
| | | 810-502C | 7, 11, 39, 73, 75, 77 | 811-879C | 79, 81, 87, 89, 91, 93 | 816-220C | 59 |
| | | 810-511C | 71, 73, 75, 77 | 811-905C | 85 | 816-426C | 69 |
| | | 810-512C | 11, 33, 79, 81 | 811-913C | 73, 75, 77 | 816-429C | 143 |
| | | 810-515C | 79, 81 | 811-914C | 87, 89, 91, 93, 95, 97 | 816-529C | 55, 65 |
| | | 810-517C | 15, 41, 75, 77 | 811-915C | 79, 81, 83, 85 | 816-574C | 63 |
| | | 810-518C | 117, 119 | 811-916C | 79, 81, 83, 85 | 816-595C | 57, 61 |
| | | 810-532C | 79, 81, 83, 85 | 811-917C | 151 | 816-642C | 59, 61 |
| | | 810-588C | 39, 75 | 811-918C | 151 | 816-761C | 63 |
| | | | | 811-919C | 73, 75, 77, 79, 81, 83, 85, 87 | 817-042C | 33, 35 |
| | | | | | | 817-516C | 33, 35 |
| | | | | | | 817-922C | 39, 41 |
| | | | | | | 817-924C | 17, 19, 21, 23 |
| | | | | | | 818-046C | 135, 137 |
| | | | | | | 818-055C | 7, 11, 27, 31 |
| | | | | | | 818-134C | 133, 135, 137 |
| | | | | | | 818-135C | 135, 137 |
| | | | | | | 818-136C | 133, 135, 137 |
| | | | | | | 820-011C | 127, 129 |
| | | | | | | 822-020C | 55, 65, 69 |
| | | | | | | 822-021C | 55, 65, 69 |



Part Number Index (continued)

| Part Number | Page | Part Number | Page | Part Number | Page |
|-------------|--|-------------|--|-------------|--------|
| 822-026C | 127, 129 | 890-011C | 33, 35 | dwg42832 | 97 |
| 822-048C | 57, 59, 61, 63, 69 | 890-143C | 17, 19, 21, 23, 43, 45, 47 | dwg42833 | 77 |
| 822-053C | 57, 59, 61, 63, 69 | 890-277C | 57, 59, 61, 63 | dwg42834 | 95 |
| 822-107C | 57, 61 | 890-781C | 55, 65, 69 | dwg42835 | 15 |
| 822-109C | 59 | 890-798C | 33, 35 | dwg42836 | 23 |
| 822-110C | 59 | 890-860C | 141 | dwg42837 | 31 |
| 822-168C | 55, 65 | 890-861C | 141 | dwg42839 | 41 |
| 822-169C | 55, 65 | 890-888C | 67 | dwg42840 | 47 |
| 822-208C | 141, 143 | 890-901C | 49 | dwg42841 | 51 |
| 822-229C | 63 | 890-920C | 151 | dwg42842 | 63 |
| 822-230C | 63 | 890-923C | 49 | dwg42843 | 137 |
| 822-238C | 57, 61 | 890-924C | 49, 51 | dwg42861 | 53 |
| 833-623C | 53 | 890-925C | 49 | dwg42946 | 17 |
| 838-094C | 133, 135, 137 | 890-926C | 49, 51 | dwg42991 | 145 |
| 838-161C | 135 | 890-927C | 49, 51 | P201630 | 63 |
| 838-482C | 133, 135, 137 | 890-977C | 33, 35 | P702252 | 63 |
| 838-598C | 133, 135, 137 | 891-189C | 33, 35 | P752354 | 63 |
| 838-599C | 133, 135, 137 | 891-210C | 33, 35 | PPI-203VR | 33, 35 |
| 838-600C | 133, 135, 137 | 891-324C | 51 | PPI-205H | 33, 35 |
| 838-603C | 133, 135, 137 | 891-325C | 51 | PPI-302V | 33, 35 |
| 838-605C | 135 | 891-326C | 51 | | |
| 838-606C | 133, 135, 137 | 891-327C | 53 | | |
| 838-608C | 137 | dwg41706 | 69 | | |
| 838-609C | 133 | dwg41878 | 153 | | |
| 838-611C | 135, 137 | dwg41913 | 99, 109, 117, 119 | | |
| 838-612C | 135, 137 | dwg41918 | 101, 103, 105, 107, 111, 113, 115, 121, 123, 125 | | |
| 838-613C | 133, 135, 137 | dwg42213 | 127 | | |
| 838-614C | 133, 135, 137 | dwg42222 | 9 | | |
| 838-615C | 133, 135, 137 | dwg42223 | 27 | | |
| 838-890C | 59, 135 | dwg42224 | 21 | | |
| 838-992C | 133, 135, 137 | dwg42225 | 33 | | |
| 841-008C | 79, 81 | dwg42229 | 59 | | |
| 841-022C | 93 | dwg42232 | 65 | | |
| 841-054C | 151 | dwg42236 | 141 | | |
| 841-064C | 79, 81, 83, 85 | dwg42237 | 143 | | |
| 841-077C | 83, 85 | dwg42340 | 67 | | |
| 841-198C | 73, 75 | dwg42341 | 29 | | |
| 841-281C | 97 | dwg42342 | 11 | | |
| 841-305C | 83, 95 | dwg42343 | 35 | | |
| 841-486C | 85 | dwg42344 | 39 | | |
| 841-556C | 75 | dwg42345 | 43 | | |
| 841-574C | 75 | dwg42346 | 45 | | |
| 841-575C | 75 | dwg42347 | 49 | | |
| 841-576C | 75 | dwg42348 | 147 | | |
| 841-577C | 75 | dwg42349 | 149 | | |
| 841-579C | 73, 75 | dwg42366 | 151 | | |
| 841-580C | 89, 91, 93 | dwg42367 | 139 | | |
| 841-838C | 75, 77 | dwg42368 | 71 | | |
| 841-839C | 75, 77 | dwg42369 | 135 | | |
| 841-870C | 73 | dwg42391 | 57 | | |
| 841-871C | 75, 77 | dwg42392 | 129 | | |
| 842-030C | 15 | dwg42393 | 61 | | |
| 848-113C | 133 | dwg42415 | 75 | | |
| 848-114C | 135 | dwg42416 | 79 | | |
| 848-115C | 135 | dwg42417 | 81 | | |
| 848-266C | 137 | dwg42418 | 89 | | |
| 848-271C | 135, 137 | dwg42419 | 91 | | |
| 848-783C | 133, 135, 137 | dwg42420 | 93 | | |
| 848-818C | 17, 19, 21, 23 | dwg42442 | 19 | | |
| 848-829C | 135 | dwg42794 | 7 | | |
| 848-844C | 135, 137 | dwg42795 | 25 | | |
| 848-862C | 137 | dwg42796 | 55 | | |
| 848-911C | 133, 135, 137 | dwg42797 | 73 | | |
| 848-972C | 137 | dwg42798 | 87 | | |
| 848-995C | 83 | dwg42799 | 133 | | |
| 858-002C | 137 | dwg42830 | 83 | | |
| 890-005C | 7, 9, 11, 15, 17, 19, 21, 23, 25, 27, 29, 31, 33, 35, 39, 41, 43, 45, 47 | dwg42831 | 85 | | |



Great Plains Mfg., Inc.
1525 E. North Street
Salina, Kansas 67401 USA

www.greatplainsmfg.com
