

---

# Parts Manual

2SF24 & 2SF30  
24' & 30' 2-Section Drill  
1986+



*Read the Operator's manual entirely. When you see this symbol, the subsequent instructions and warnings are serious - follow without exception. Your life and the lives of others depend on it!*



13191

*Cover illustration may show optional equipment not supplied with standard unit.*



# Table of Contents

<b>Section 1: Introduction.....</b>	<b>6</b>	Native Grass Upper Drive & Chain Guard.....	88
Using This Manual.....	6	Native Grass Lower Drive & Chain Guard.....	90
Manual Replacement Information.....	6	<b>Openers.....</b>	<b>92</b>
Manual Revisions.....	6	Option 00 Straight Arm Opener (1994+).....	92
Touch-up Paint.....	6	Double Disk Opener (Standard 1991-1993).....	96
Hardware Legend.....	7	Heavy Duty Native Grass Opener Assembly.....	100
Replacement Hardware.....	7	Standard Native Grass Opener Assembly.....	104
Serial Numbers.....	7	Standard Fertilizer Double Disk Opener Assembly.....	108
Part Number Service Coding.....	7	Seed Lok (122-193K And 122-194K) (Option).....	112
<b>Frame.....</b>	<b>8</b>	Small Seeds Hose Retainer (Part 1).....	114
Tongue & Pull Bar.....	8	Small Seeds Hose Retainer (Part 2).....	116
Rotating Square Hammerblow Jack (890-610C).....	10	Small Seeds Y-Tube Drop.....	118
Square Tube Butler Jack (890-610C).....	12	Small Seeds Hose Channel Mounting.....	120
Rotating Square Jack (116-065K).....	14	Fertilizer Hose Retainer.....	122
Mainframe & Slide Assembly.....	16	<b>Press Wheels.....</b>	<b>124</b>
Pivot Post.....	18	1" x 12" Double "V" Press Wheel (Part 1).....	124
<b>Transport &amp; Gauge Wheel.....</b>	<b>20</b>	1" x 12" Double "V" Press Wheel (Part 2).....	126
Transport Wheel.....	20	1" x 12" Double "V" Press Wheel (1990-).....	128
<b>Box Assembly.....</b>	<b>22</b>	1" X 12" Single Press Wheel.....	130
Box To Frame.....	22	1" x 12" Single Press Wheel (1990-).....	132
Lid & Step.....	24	2" x 13" Smooth Crown Press Wheel (2SF24 S/N 3236F+ & 2SF30 S/N 3046G+).....	134
Ladder Assembly.....	26	2" x 13" Smooth Crown Press Wheel (2SF24 S/N 3235F- & 2SF30 S/N 3045G-).....	136
Small Seeds Box Assembly.....	28	2" x 13" Single Press Wheel.....	138
Small Seeds Box Mounting Assembly.....	30	2" x 13" Single Press Wheel (1990-).....	140
Fertilizer Box Assembly.....	32	2" x 13" Double "V" Press Wheel.....	142
Fertilizer Slow Moving Vehicle Assembly.....	34	2" x 13" Double "V" Press Wheel (1990-).....	144
Native Grass Box, Lid & Step Assembly.....	36	3" x 13" Single "V" Crown Press Wheel (2SF24 S/N 3236F+ & 2SF30 S/N 3046G+).....	146
Lights LED (2SF24 S/N 3493F+) (2SF30 S/N 3476G+).....	38	3" x 13" Single "V" Crown Press Wheel (2SF24 S/N 3235F- & 2SF30 S/N 3045G-).....	148
<b>Metering System.....</b>	<b>40</b>	3" x 13" Single "V" Crown Press Wheel.....	150
Feeder Cup Channel Assembly.....	40	3" x 14" Peaked Press Wheel (2SF24 S/N 3236F+ & 2SF30 S/N 3046G+).....	152
Feeder Cup Channel Assembly.....	44	3" x 14" Peaked Press Wheel (2SF24 S/N 3235F- & 2SF30 S/N 3045G-).....	154
V-Bottom Feeder Cup Tray Divider (Option).....	48	3" x 14" Peaked Press Wheel.....	156
Vansco Shaft Monitor (Option).....	50	4" x 12" Dual Rib Press Wheel.....	158
Nede Shaft Monitor (Option).....	52	4" x 12" Smooth & Dual Rib Press Wheel.....	160
Loup Shaft Monitor (2 Channel 116-282A) (3 Channel 116-283A).....	54	2" x 13" Heavy Duty Native Grass Press Wheel.....	162
Small Seeds Metering Assembly.....	56	2" x 13" Native Grass Press Wheel (1990-).....	164
Fertilizer Tray Assembly (2SF24) (S/N 3489F-).....	60	4" x 12" Heavy Duty Native Grass Press Wheel.....	166
Fertilizer Tray Assembly (2SF24) (S/N3490F+).....	62	Covering Chain.....	168
Fertilizer Tray Assembly (2SF30) (S/N3449G-).....	64	<b>Hydraulics.....</b>	<b>170</b>
Fertilizer Tray Assembly (2SF30) (S/N 3450G+).....	68	Transport Hydraulics.....	170
Native Grass Feed Cup Assembly.....	70	Fold Hydraulics.....	172
<b>Drive.....</b>	<b>72</b>	Hydraulic Rod Cylinder (810-020C).....	174
Gauge Wheel Drive.....	72	Lion Hydraulic Cylinder (810-018C & 810-022C).....	176
Jack Shaft Drive.....	76	Midway Hydraulic Cylinder (810-018C & 810-022C).....	178
Electric Clutch Assembly (Option).....	78		
Small Seeds Drive.....	80		
Fertilizer Drive.....	82		
Native Grass Drive.....	84		

© Copyright 2016 All rights reserved Printed 11/07/16

Great Plains Manufacturing, Inc. provides this publication "as is" without warranty of any kind, either expressed or implied. While every precaution has been taken in the preparation of this manual, Great Plains Manufacturing, Inc. assumes no responsibility for errors or omissions. Neither is any liability assumed for damages resulting from the use of the information contained herein. Great Plains Manufacturing, Inc. reserves the right to revise and improve its products as it sees fit. This publication describes the state of this product at the time of its publication, and may not reflect the product in the future.

Great Plains Manufacturing, Incorporated Trademarks

The following are trademarks of Great Plains Mfg., Inc.: Application Systems, Ausherman, Land Pride, Great Plains

All other brands and product names are trademarks or registered trademarks of their respective holders.

Printed in the United States of America.



# Table of Contents (continued)

---

Hydraulic Cylinder (810-147C).....	180
Hydraulic Cylinder (810-148C).....	182
Pilot Operated Check Valve (810-086C).....	184
<b>Decals.....</b>	<b>186</b>
Decal Placement.....	186
<b>Markers.....</b>	<b>188</b>
Flat Fold Marker Assembly.....	188
Standard Marker.....	192
Marker Disc Assembly (113-563S).....	194
Marker Disk (113-364S).....	196
Marker Disk (113-305K).....	198
Single Marker Hydraulics.....	200
Single Marker-Single Acting Hydraulics.....	202
Single Marker-Double Acting Hydraulics.....	204
Dual Marker Hydraulics.....	206
Dual Marker-Single Acting Hydraulics.....	208
Dual Marker-Double Acting Hydraulics.....	210
Marker Midway Hydraulic Cylinder (810-118C).....	212
Marker Cross Hydraulic Cylinder (810-118C).....	214
Marker Midway Hydraulic Cylinder (810-019C).....	216
Marker Cylinder (810-005C).....	218
Marker Selector Sequence Valve (810-085C).....	220
Marker Double Selector Valve (810-023C).....	222
Marker Sequence Valve (810-006C).....	224
<b>Track Removers.....</b>	<b>226</b>
Gauge Wheel Track Removers.....	226
<b>Part Number Index.....</b>	<b>228</b>



# Alphabetized Table of Contents

## Selected Models

### 1

1" x 12" Double "V" Press Wheel (1990-)	128
1" x 12" Double "V" Press Wheel (Part 1)	124
1" x 12" Double "V" Press Wheel (Part 2)	126
1" X 12" Single Press Wheel	130
1" x 12" Single Press Wheel (1990-)	132

### 2

2" x 13" Double "V" Press Wheel	142
2" x 13" Double "V" Press Wheel (1990-)	144
2" x 13" Heavy Duty Native Grass Press Wheel	162
2" x 13" Native Grass Press Wheel (1990-)	164
2" x 13" Single Press Wheel	138
2" x 13" Single Press Wheel (1990-)	140
2" x 13" Smooth Crown Press Wheel (2SF24 S/N 3235F- & 2SF30 S/N 3045G-)	136
2" x 13" Smooth Crown Press Wheel (2SF24 S/N 3236F+ & 2SF30 S/N 3046G+)	134

### 3

3" x 13" Single "V" Crown Press Wheel	150
3" x 13" Single "V" Crown Press Wheel (2SF24 S/N 3235F- & 2SF30 S/N 3045G-)	148
3" x 13" Single "V" Crown Press Wheel (2SF24 S/N 3236F+ & 2SF30 S/N 3046G+)	146
3" x 14" Peaked Press Wheel	156
3" x 14" Peaked Press Wheel (2SF24 S/N 3235F- & 2SF30 S/N 3045G-)	154
3" x 14" Peaked Press Wheel (2SF24 S/N 3236F+ & 2SF30 S/N 3046G+)	152

### 4

4" x 12" Dual Rib Press Wheel	158
4" x 12" Heavy Duty Native Grass Press Wheel	166
4" x 12" Smooth & Dual Rib Press Wheel	160

### B

Box To Frame	22
--------------	----

### C

Covering Chain	168
----------------	-----

### D

Decal Placement	186
Double Disk Opener (Standard 1991-1993)	96
Dual Marker Hydraulics	206
Dual Marker-Double Acting Hydraulics	210
Dual Marker-Single Acting Hydraulics	208

### E

Electric Clutch Assembly (Option)	78
-----------------------------------	----

### F

Feeder Cup Channel Assembly	40
-----------------------------	----

Fertilizer Box Assembly	32
Fertilizer Drive	82
Fertilizer Hose Retainer	122
Fertilizer Slow Moving Vehicle Assembly	34
Fertilizer Tray Assembly (2SF24) (S/N 3489F-)	60
Fertilizer Tray Assembly (2SF24) (S/N3490F+)	62
Fertilizer Tray Assembly (2SF30) (S/N 3450G+)	68
Fertilizer Tray Assembly (2SF30) (S/N3449G-)	64
Flat Fold Marker Assembly	188
Fold Hydraulics	172

### G

Gauge Wheel Drive	72
Gauge Wheel Track Removers	226

### H

Heavy Duty Native Grass Opener Assembly	100
Hydraulic Cylinder (810-147C)	180
Hydraulic Cylinder (810-148C)	182
Hydraulic Rod Cylinder (810-020C)	174

### J

Jack Shaft Drive	76
------------------	----

### L

Ladder Assembly	26
Lid & Step	24
Lights LED (2SF24 S/N 3493F+) (2SF30 S/N 3476G+)	38
Lion Hydraulic Cylinder (810-018C & 810-022C)	176
Loup Shaft Monitor (2 Channel 116-282A) (3 Channel 116-283A)	54

### M

Mainframe & Slide Assembly	16
Marker Cross Hydraulic Cylinder (810-118C)	214
Marker Cylinder (810-005C)	218
Marker Disc Assembly (113-563S)	194
Marker Disk (113-305K)	198
Marker Disk (113-364S)	196
Marker Double Selector Valve (810-023C)	222
Marker Midway Hydraulic Cylinder (810-019C)	216
Marker Midway Hydraulic Cylinder (810-118C)	212
Marker Selector Sequence Valve (810-085C)	220
Marker Sequence Valve (810-006C)	224
Midway Hydraulic Cylinder (810-018C & 810-022C)	178

### N

Native Grass Box, Lid & Step Assembly	36
Native Grass Drive	84
Native Grass Feed Cup Assembly	70
Native Grass Lower Drive & Chain Guard	90
Native Grass Upper Drive & Chain Guard	88
Nede Shaft Monitor (Option)	52

### O

Option 00 Straight Arm Opener (1994+)	92
---------------------------------------	----



# Alphabetized Table of Contents (continued)

---

## **P**

Pilot Operated Check Valve (810-086C).....	184
Pivot Post.....	18

## **R**

Rotating Square Hammerblow Jack (890-610C).....	10
Rotating Square Jack (116-065K).....	14

## **S**

Seed Lok (122-193K And 122-194K) (Option).....	112
Single Marker Hydraulics.....	200
Single Marker-Double Acting Hydraulics.....	204
Single Marker-Single Acting Hydraulics.....	202
Small Seeds Box Assembly.....	28
Small Seeds Box Mounting Assembly.....	30
Small Seeds Drive.....	80
Small Seeds Hose Channel Mounting.....	120
Small Seeds Hose Retainer (Part 1).....	114
Small Seeds Hose Retainer (Part 2).....	116
Small Seeds Metering Assembly.....	56
Small Seeds Y-Tube Drop.....	118
Square Tube Butler Jack (890-610C).....	12
Standard Fertilizer Double Disk Opener Assembly.....	108
Standard Marker.....	192
Standard Native Grass Opener Assembly.....	104

## **T**

Tongue & Pull Bar.....	8
Transport Hydraulics.....	170
Transport Wheel.....	20

## **V**

V-Bottom Feeder Cup Tray Divider (Option).....	48
Vansco Shaft Monitor (Option).....	50



## General Information

### Using This Manual

This manual is divided into sections. The first section contains General Information, a Table of Contents, an Alphabetical Page Index, and a Part Number Index. The remaining sections divide the machine into segments (i.e. Frames, Drives, Hydraulics, etc.) which illustrate and list all parts.

The Great Plains parts in this manual are specially designed for this machine and should be replaced with Great Plains parts only.

The information in this manual is current at printing. Some parts may change to assure top performance.

Right-hand and left-hand as used in this manual are determined by facing the direction the machine will travel while in use.

Below is an example of two facing pages from a parts manual. Familiarize yourself with the contents of these pages.

### Manual Replacement Information

Replacement manuals are available. Refer to your dealer or the Great Plains Publications Catalog for additional information.

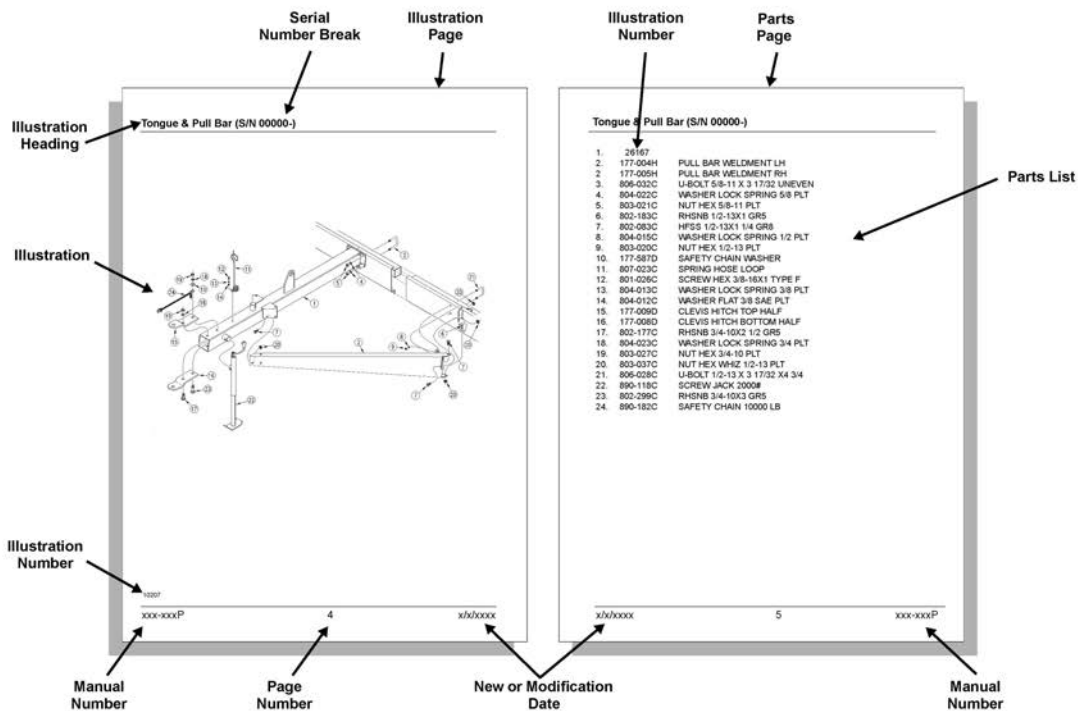
### Manual Revisions

When this manual is revised, the modification date is printed on the front cover and on the revised page(s).

### Touch-up Paint

Repaint parts where paint is worn or scratched to prevent rust. Aerosol touch-up paint is available. To order use Great Plains parts numbers below:

GP Green . . . . .	821-001C
GP Black . . . . .	821-002C
GP Beige . . . . .	821-003C
GP Buckskin . . . . .	821-004C



## Hardware Legend

<b>AR</b>	As Required
<b>BLADE</b>	Blade Bolt
<b>C</b>	Cap Screw
<b>CP</b>	Cotter Pin
<b>CPHSSS</b>	Cup Point Hex Socket Set Screw
<b>CPSHSS</b>	Cup Point Square Head Set Screw
<b>CPSQHSS</b>	Cup Point Square Head Set Screw
<b>CRFCHMS</b>	Cross Recess Flat Countersunk Head Mach. Screw
<b>CRPHMS</b>	Cross Recess Pan Head Machine Screw
<b>CRPHTFS</b>	Cross Recess Pan Head Thread Forming
<b>CRRHMS</b>	Cross Recess Round Head Machine Screw
<b>CRTHMS</b>	Cross Recess Truss Head Machine Screw
<b>CSNB</b>	Countersunk Square Neck Bolt
<b>FHMS</b>	Flat Head Machine Screw
<b>FTC</b>	Full Thread Cap Screw
<b>H</b>	Hex Nut
<b>HCLN</b>	Hex Center Lock Nut
<b>HFLCS</b>	Hex Flange Lock Cap Screw
<b>HFS</b>	Hex Flange Screw
<b>HFSLN</b>	Hex Flange Serrated Lock Nut
<b>HFSS</b>	Hex Flange Serrated Screw
<b>HHCS</b>	Hex Head Cap Screw or Metric Bolt
<b>HSBHCS</b>	Hex Socket Button Head Cap Screw
<b>HSFCHCS</b>	Hex Socket Flat Countersunk Head Cap Screw
<b>HSHCS</b>	Hex Socket Head Cap Screw
<b>HSSS</b>	Hex Socket Head Screw
<b>HTLN</b>	Hex Top Lock Nut
<b>HWHCS</b>	Hex Washer Head Cap Screw

<b>HWHMS</b>	Hex Washer Head Machine Screw
<b>HXBHCS</b>	Hex Socket Button Head Cap Screw
<b>J</b>	Hex Jam Nut
<b>JIC</b>	37 Degree Tapered Thread
<b>L</b>	Helical Spring Lock Washer
<b>LUG</b>	Lug Bolt
<b>NFC</b>	National Fine Cap Screw
<b>NPSM</b>	National Pipe Straight Mechanical
<b>NPTF</b>	National Pipe Taper Fuel
<b>P</b>	Wide Plain Washer
<b>PHMS</b>	Pan Head Machine Screw
<b>PLOW</b>	Plow Bolt
<b>RHMS</b>	Round Head Machine Screw
<b>RHSNB</b>	Round Head Square Neck Bolt
<b>SCREW LEVELING</b>	Leveling Screw
<b>SCREW THUMB</b>	Thumb Screw
<b>SCREW WELD</b>	Weld Screw
<b>SFCHMS</b>	Slotted Flat Countersunk Head Machine Screw
<b>SFHMS</b>	Slotted Fillister Head Machine Screw
<b>SP</b>	Special
<b>SP SCREW</b>	Special Screw
<b>SQHSS</b>	Square Head Set Screw
<b>SRHMS</b>	Slotted Round Head Machine Screw
<b>SSS</b>	Socket Set Screw
<b>STCS</b>	Self Tapping Cap Screw
<b>STHMS</b>	Slotted Truss Head Machine Screw
<b>WHEEL</b>	Wheel Studs and Hub Long Bolts
<b>WING</b>	Wing Bolt

## Replacement Hardware

The **Hardware Legend** above lists hardware abbreviations used in the parts lists. All bolts and nuts are grade 5 unless otherwise noted. The use of improper grades of hardware can result in personal injury, damage to equipment, or loss of property.

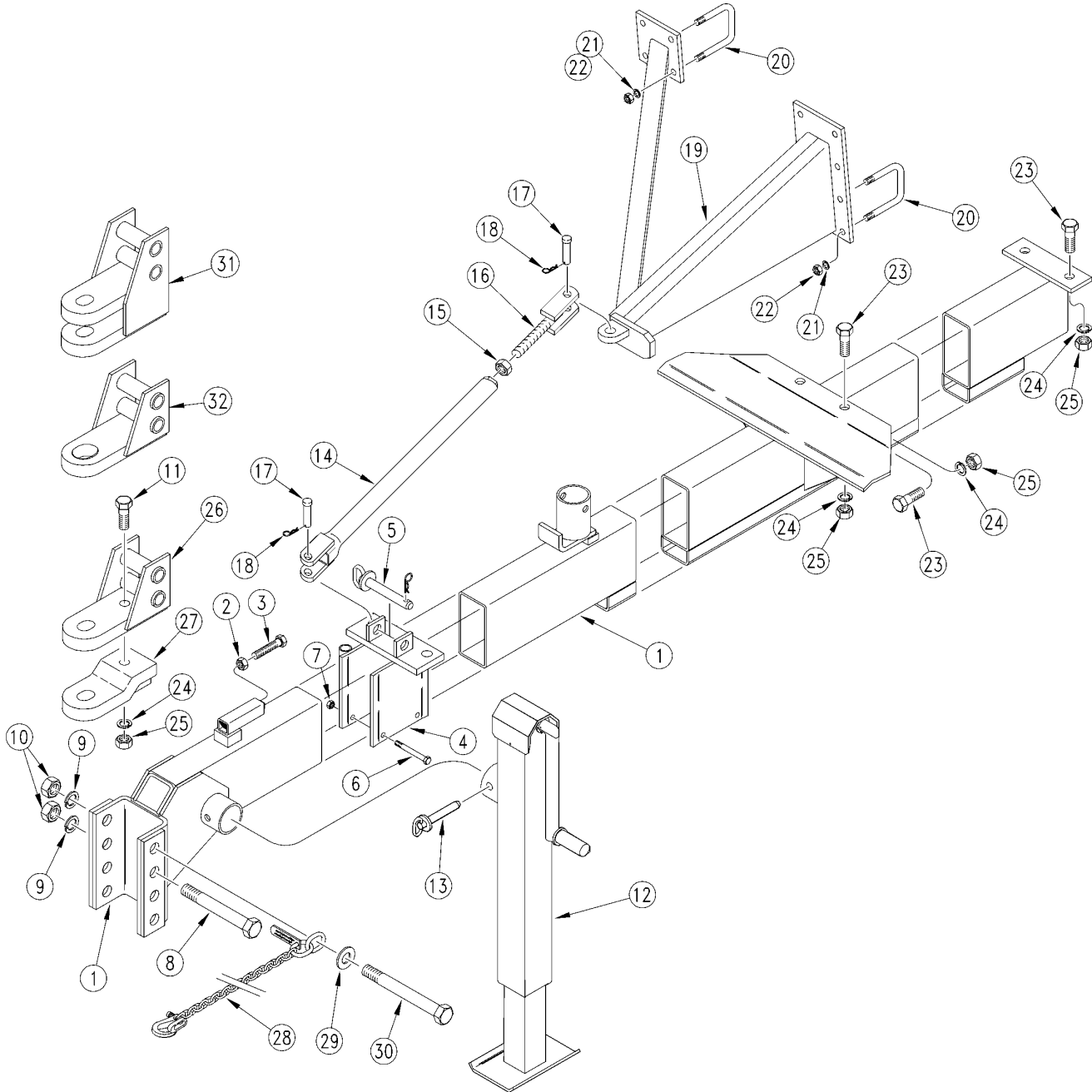
### Serial Numbers

Always use the serial and model number when ordering parts. Refer to the operator's manual for serial number plate location.

- (S/N 20001+ or S/N 20001 and above) Includes serial numbers 20001 and above (to the latest number)
- (S/N 10001+→20000) Includes serial numbers between 10000 and 20001
- (S/N 10000- or S/N 10000 and below) Includes serial numbers 10000 and below (to the earliest number)

## Tongue & Pull Bar

(Applies to 2SF24 (1986+), 2SF30 (1986+) only)



10243



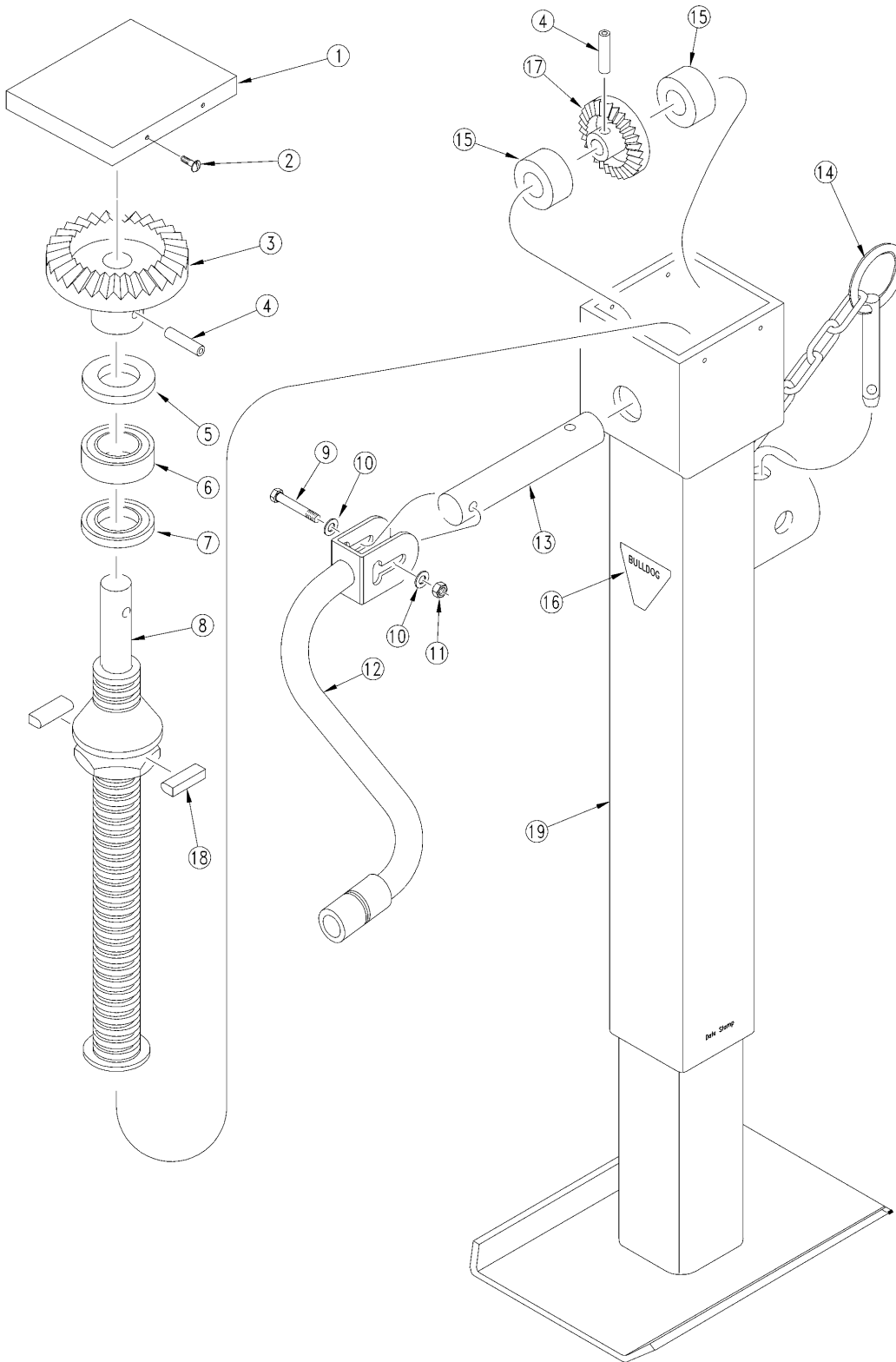
## Tongue & Pull Bar

(Applies to 2SF24 (1986+), 2SF30 (1986+) only)

Ref	Part No.	Part Description	Comments	Revision
	dwg10243	Image No.		
1.	154-002H	30' TONGUE WELDMENT		
1.	154-001H	RPBY 154-002H		
2.	803-048C	NUT HEX JAM 3/4-10 PLT		
3.	802-067C	HHCS 3/4-10X4 GR5 FTHD		
4.	157-001H	SLIDE WELDMENT		
5.	805-033C	PIN HITCH 1 X 6 W/HAIRPIN		
6.	802-046C	HHCS 1/2-13X5 1/2 GR5		
7.	803-019C	NUT LOCK 1/2-13 PLT		
8.	802-166C	HHCS 1 1/4-7X9 1/2 GR5 SPTH		
9.	804-030C	WASHER LOCK 1 1/4 SPRING PLT		
10.	803-034C	NUT HEX 1 1/4-7 PLT		
11.	802-169C	HHCS 1-8X3 1/2 GR5		
12.	890-610C	SQ TB JACK 10000 LB 10 STROKE	(2SF24 S/N 3260F+; 2SF30 S/N 3069G+) Refer to "Square Tube Butler Jack (890-610C) for breakdown.	
12.	116-065K	RPBY 890-610C	Obsolete replaced by 890-610C (2SF24 S/N 3259F-; 2SF30 S/N3068G-) Refer to "Rotating Square Jack (116-065K)" for breakdown.	
13.	805-081C	PIN HITCH 3/4 X 4 3/8		
14.	111-001H	PULL BAR ASSEMBLY		
15.	803-032C	NUT HEX JAM 1 1/4-7 PLT		
16.	111-002H	ADJ. CLEVIS ASSEMBLY		
17.	805-004C	PIN CLEVIS 1 X 2 3/4 USABLE LG		
18.	805-088C	PIN, HAIR COTTER 3/16 WIRE DIA		
19.	157-003H	TRANSPORT STABILIZER FRAME RH		
19.	157-002H	TRANSPORT STABILIZER FRAME LH		
20.	806-006C	U-BOLT 5/8-11 X 3 17/32 X 5		
21.	804-022C	WASHER LOCK SPRING 5/8 PLT		
22.	803-021C	NUT HEX 5/8-11 PLT		
23.	802-096C	HHCS 1-8X2 1/2 GR5		
24.	804-027C	WASHER LOCK SPRING 1 PLT		
25.	803-031C	NUT HEX 1-8 PLT		
26.	170-034H	SINGLE HITCH STRAP-SMALL		
27.	170-040H	LOWER HITCH		
28.	890-183C	SAFETY CHAIN 20000 LB		
29.	194-070D	SAFETY CHAIN WASHER		
30.	802-317C	HHCS 1 1/4-7X11 GR5 SPTH		
31.	170-058H	RPBY 196-136H		
32.	170-033H	SINGLE HITCH STRAP-LARGE		
32.	170-038A	LARGE DIAMETER HITCH PACKAGE		
32.	170-059A	SMALL DIA STRAP HITCH PKG		
32.	170-039A	SMALL DIAMETER CLEVIS HITCH PK		

# Rotating Square Hammerblow Jack (890-610C)

(Applies to 2SF24 (1986+), 2SF30 (1986+) only)



## ***Rotating Square Hammerblow Jack (890-610C)***

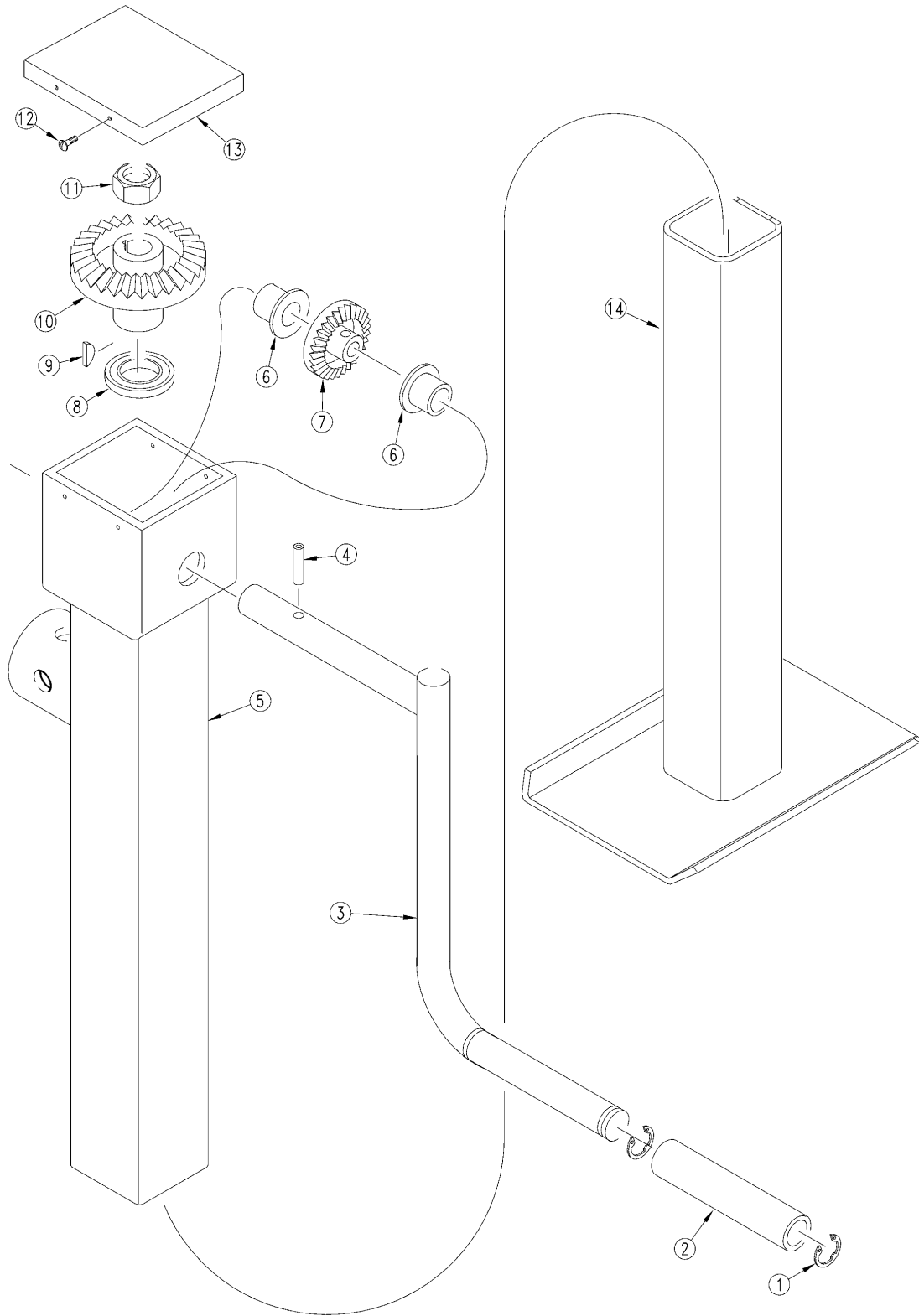
---

**(Applies to 2SF24 (1986+), 2SF30 (1986+) only)**

<b>Ref</b>	<b>Part No.</b>	<b>Part Description</b>	<b>Comments</b>	<b>Revision</b>
	dwg20213	Image No.		
1.	017802	HB VIKING COVER		
2.	017806	HB COVER SCREW		
3.	020023	HB BEVEL GEAR		
4.	009062	HB GROOVE PIN .25 X 1.5		
5.	016053	HB WEAR PLATE		
6.	001015	HB THRUST BEARING		
7.	016048	HB BEARING SEAT		
8.	712205	HB SCREW & NUT ASSY		
9.	802-114C	HHCS 3/8-16X2 1/2 GR5		
10.	825-002C	WASHER FLAT 3/8		
11.	803-013C	NUT LOCK 3/8-16 PLT		
12.	701140	HB CRANK, NARROW CLEVIS		
13.	640069X	REP BY 182531		
14.	006125	HB CROSS SHAFT		
15.	701029X	REP BY 701438		
16.	017012	HB BEARING SLEEVE		
17.	015796	HB BULLDOG 12000LB LABEL		
18.	020022	HB BEVEL GEAR PINION		
19.	009052	HB RETAINING PIN		

**Square Tube Butler Jack (890-610C)**

(Applies to 2SF24 (1986+), 2SF30 (1986+) only)



13324

**Square Tube Butler Jack (890-610C)**

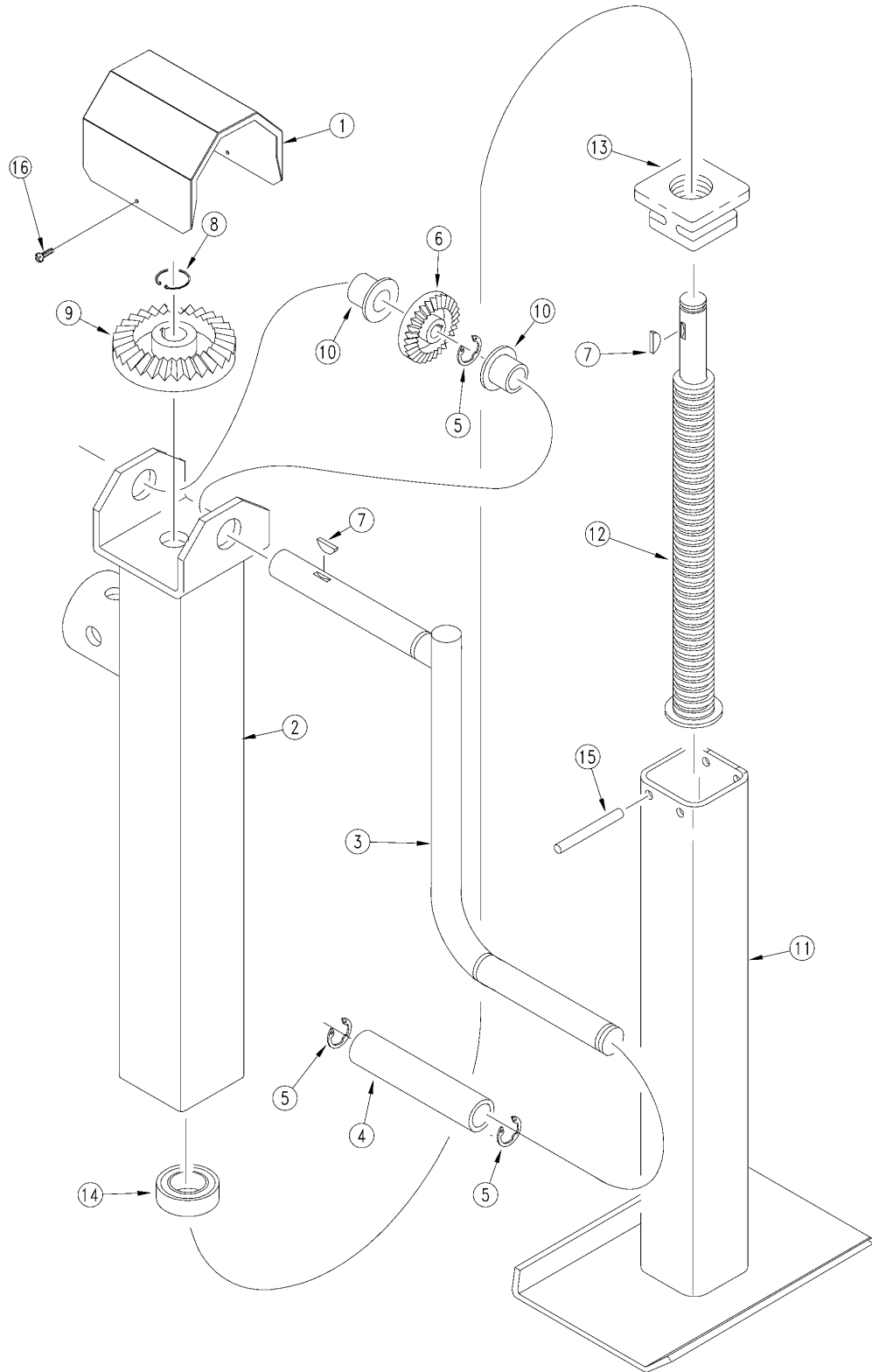
---

(Applies to 2SF24 (1986+), 2SF30 (1986+) only)

<b>Ref</b>	<b>Part No.</b>	<b>Part Description</b>	<b>Comments</b>	<b>Revision</b>
	dwg13324	Image No.		
1.	10-80054	BUTLER GRIP CLIP		
2.	2H-30081	BUTLER PVC GRIP		
3.	2H-30080	BUTLER CRANK ASSEMBLY		
4.	10-80147	BUTLER GROOVE PIN		
5.	2H-200GP	BUTLER GEAR BOX		
6.	10-70020	BUTLER BUSHING		
7.	10-50058	BUTLER PINION GEAR		
8.	10-80012	BUTLER THRUST BEARING		
9.	800-046C	WOODRUFF KEY #606		
10.	10-50057	BUTLER BEVEL GEAR		
11.	10-80028	7/8-14 LOCKNUT PLATED.		
12.	801-052C	SCR P.H. 8X3/8 TYPEB THD FORM		
13.	20-20028	RPBY 10-20501		
14.	2H-300GP	OBSOLETE BUTLER INNER LEG ASBY		

# Rotating Square Jack (116-065K)

(Applies to 2SF24 (1986+), 2SF30 (1986+) only)



10510

## **Rotating Square Jack (116-065K)**

---

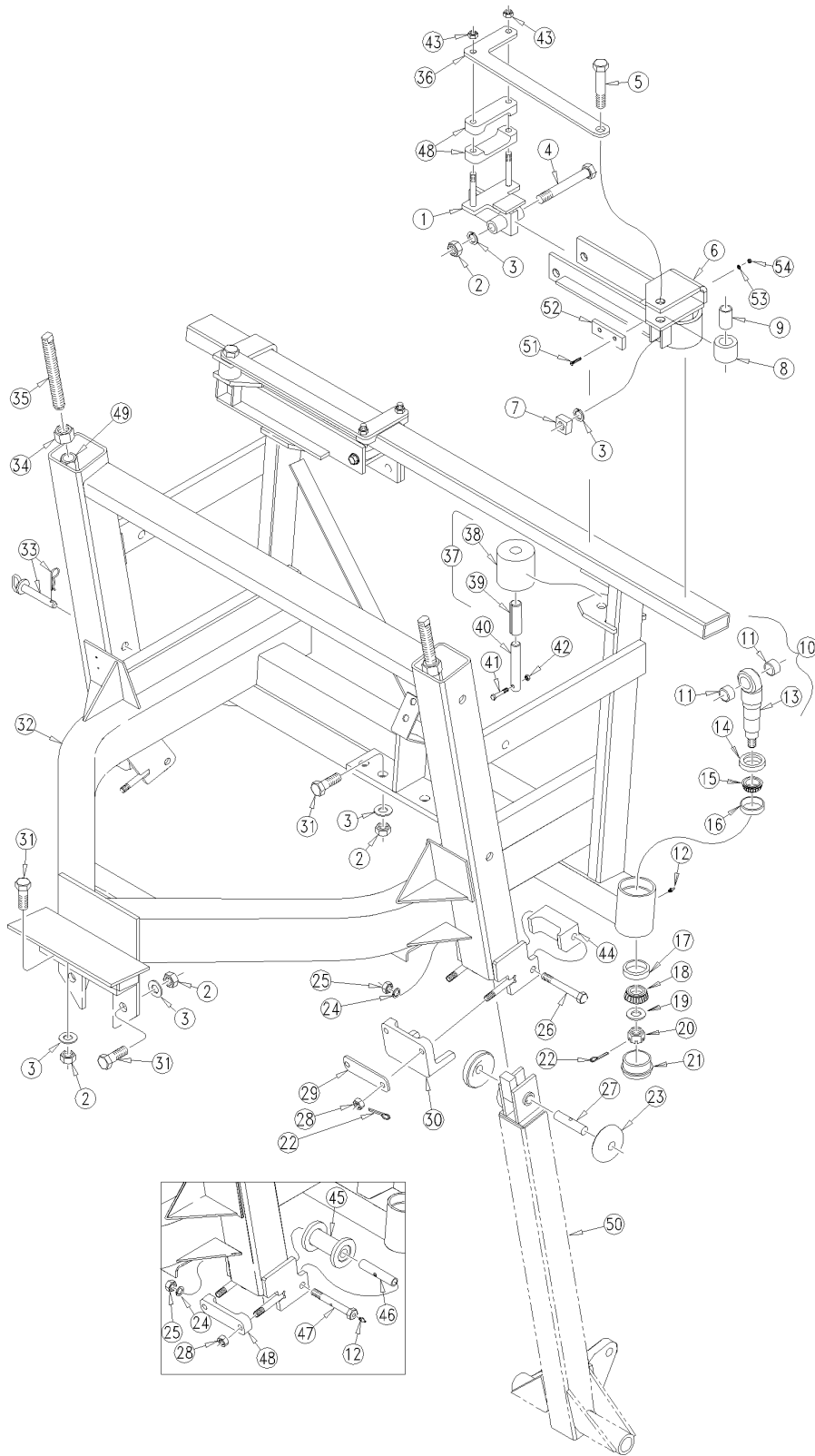
**(Applies to 2SF24 (1986+), 2SF30 (1986+) only)**

<b>Ref</b>	<b>Part No.</b>	<b>Part Description</b>	<b>Comments</b>	<b>Revision</b>
	dwg10510	Image No.		
1.	116-069D	JACK LID		
2.	116-061H	ROTATING JACK HOUSING		
3.	116-042H	ROTATING JACK CRANK HANDLE		
4.	116-068D	JACK CRANK HAND GRIP		
5.	800-042C	EXTERNAL E RING 3/4 I.D.		
6.	116-064D	BEVEL GEAR 30T 7 PITCH 63.4 PA		
7.	800-046C	WOODRUFF KEY #606		
8.	800-015C	SNAP RING EXT .750 .078 T		
9.	116-065D	BEVEL GEAR 15T 7 PITCH 26.6 PA		
10.	116-066D	JACK CRANK BUSHING		
11.	116-037H	JACK LEG WITH FOOT		
12.	116-038H	JACK SCREW WITH STOP		
13.	116-055D	JACK NUT		
14.	822-055C	BRG THST .75IDX1.65ODX.54T BND		
15.	116-062D	JACK NUT PIN		
16.	801-052C	SCR P.H. 8X3/8 TYPEB THD FORM		

# Table of Contents   Part Number Index

## **Mainframe & Slide Assembly**

(Applies to 2SF24 (1986+), 2SF30 (1986+) only)



11281



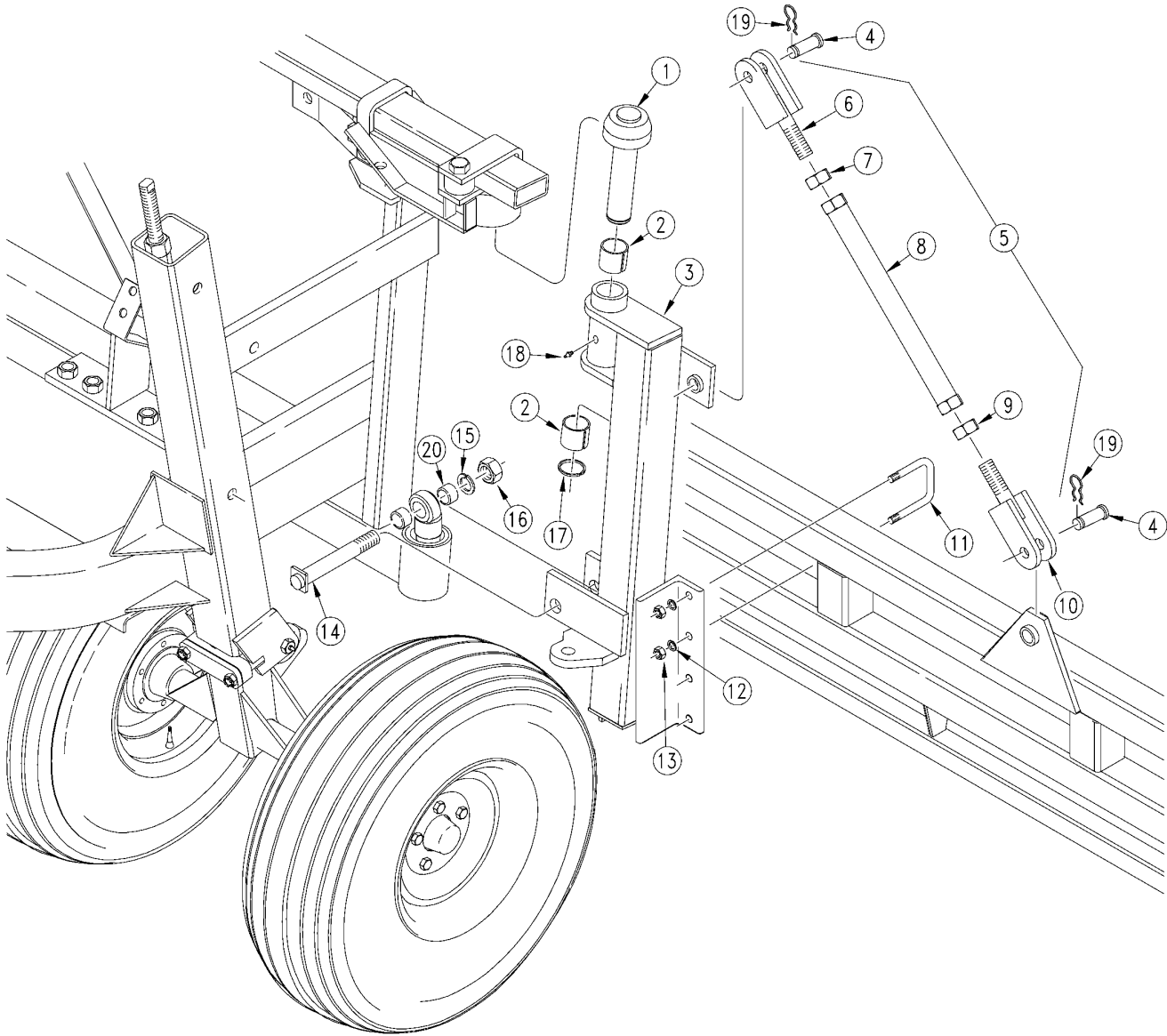
## Mainframe & Slide Assembly

(Applies to 2SF24 (1986+), 2SF30 (1986+) only)

Ref	Part No.	Part Description	Comments	Revision
	dwg 11281	Image No.		
1.	156-017H	SLIDE CYLINDER MOUNT		
2.	803-031C	NUT HEX 1-8 PLT		
3.	804-027C	WASHER LOCK SPRING 1 PLT		
4.	802-074C	HHCS 1-8X6 1/2 GR5		
5.	802-098C	HHCS 1-8X4 1/2 GR5		
6.	156-025H	LH SLIDE FRAME	Shown.	
6.	156-024H	RH SLIDE FRAME		
7.	803-045C	NUT SQ 1-8 PLT		
8.	156-047D	FRONT SLIDE ROLLER		
9.	156-048D	FRONT ROLLER SPACER		
10.	156-029K	POST SPINDLE ASSEMBLY '99	Includes items 11, 12, & 13.	
11.	890-011C	BUSHING SPINDLE 1 1/2X1 1/4X1		
12.	800-001C	GREASE ZERK STRAIGHT 1/4-28		
13.	156-003H	RPBY 156-029K		
14.	816-012C	SEAL 3.375 X 2.0 X.438 CR20125		
15.	822-014C	BEARING CONE 25590		
16.	822-013C	BRG CUP 25520		
17.	822-015C	BEARING CUP 25821		
18.	822-016C	BEARING CONE 25877		
19.	804-055C	WASHER SPINDLE - 7/8		
20.	803-029C	NUT HEX SLOTTED 7/8-14 PLT		
21.	890-032C	HUB CAP		
22.	805-016C	PIN COTTER 3/16 X 1 1/4 PLT		
23.	155-164D	UPPER ROLLER MACHINED		
24.	804-023C	WASHER LOCK SPRING 3/4 PLT		
25.	803-027C	NUT HEX 3/4-10 PLT		
26.	802-095C	HHCS 3/4-10X7 GR5		
27.	155-054D	UPPER ROLLER SHAFT		
28.	803-056C	NUT HEX SLOTTED 5/8-11 PLT GR5		
29.	148-254D	FRONT SLIDE BLOCK BACK PLATE		
30.	817-438C	FRONT SLIDE BLOCK		
31.	802-096C	HHCS 1-8X2 1/2 GR5		
32.	155-002H	FRAME WELDMENT		
33.	805-033C	PIN HITCH 1 X 6 W/HAIRPIN		
34.	803-032C	NUT HEX JAM 1 1/4-7 PLT		
35.	155-165D	DEPTH ADJUSTMENT STUD		
36.	156-049D	SLIDE BLOCK TIE BAR		
37.	156-016V	SLIDE ROLLER ASSEMBLY	Includes items 42 & 43.	
38.	156-045D	SLIDE ROLLER		
39.	890-142C	SLIDE ROLLER PIVOT BUSHING		
40.	156-046D	ROLLER SHAFT		
41.	802-143C	HHCS 3/8-16X2 GR5		
42.	803-013C	NUT LOCK 3/8-16 PLT		
43.	803-024C	NUT LOCK 5/8-11 PLT		
44.	817-398C	15 FT CPH SLIDE BLOCK		
45.	155-004H	LOWER ROLLER WELDMENT	1991-1993	
46.	155-027D	LOWER ROLLER BUSHING	1991-1993	
47.	155-026D	LOWER ROLLER BOLT	1991-1993	
48.	817-031C	FRONT SIDE BLOCK		
49.	803-044C	NUT HEX CPLR 1 1/4-7 X 3		
50.	155-006H	INNER AXLE SLIDE TUBE WELDMENT		
51.	801-093C	SFCHMS 1/4-20 X 1 1/2 PLT		
52.	817-386C	SPACER UHMW 1/2 THK		
53.	804-006C	WASHER LOCK SPRING 1/4 PLT		
54.	803-006C	NUT HEX 1/4-20 PLT		

## Pivot Post

(Applies to 2SF24 (1986+), 2SF30 (1986+) only)



11290

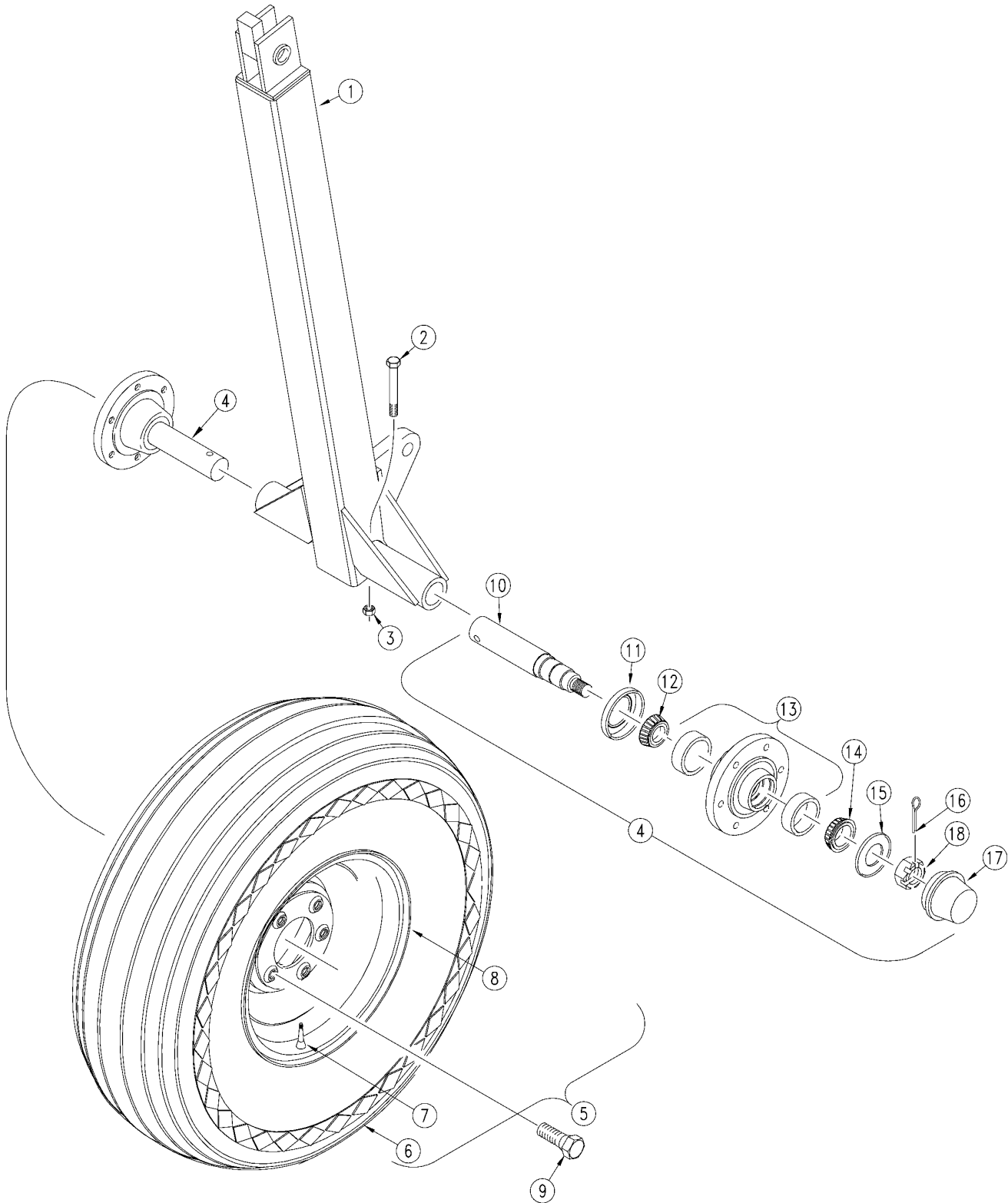
***Pivot Post***

**(Applies to 2SF24 (1986+), 2SF30 (1986+) only)**

<b>Ref</b>	<b>Part No.</b>	<b>Part Description</b>	<b>Comments</b>	<b>Revision</b>
	dwg11290	Image No.		
1.	156-010H	ROLLER SHAFT WELDMENT		
2.	890-051C	BUSHING 2 1/4 OD X 2 ID X 2 LG		
3.	156-006H	POST WELDMENT LH		
3.	156-005H	POST WELDMENT RH		
4.	805-004C	PIN CLEVIS 1 X 2 3/4 USABLE LG		
5.	156-015S	FRAME ADJ LINK ASSEMBLY		
6.	156-014E	ADJ LINK WELDMENT LH THD		
7.	803-046C	NUT HEX JAM 1 1/4-7 LH THD PLT		
8.	156-008E	FRAME ADJ LINK		
9.	803-032C	NUT HEX JAM 1 1/4-7 PLT		
10.	156-013E	ADJ LINK WELDMENT RH THD		
11.	806-006C	U-BOLT 5/8-11 X 3 17/32 X 5		
12.	804-022C	WASHER LOCK SPRING 5/8 PLT		
13.	803-021C	NUT HEX 5/8-11 PLT		
14.	156-022H	POST PIVOT BOLT		2nd rev.
14.	802-077C	REPLACED BY 156-022H		1st rev.
15.	804-030C	WASHER LOCK 1 1/4 SPRING PLT		
16.	803-034C	NUT HEX 1 1/4-7 PLT		
17.	800-014C	RING ROLLER SNAP		
18.	800-001C	GREASE ZERK STRAIGHT 1/4-28		
19.	805-032C	PIN HAIR COTTER .148 WIRE		
20.	156-057D	PIVOT SPACER		

# Transport Wheel

(Applies to 2SF24 (1986+), 2SF30 (1986+) only)



11289

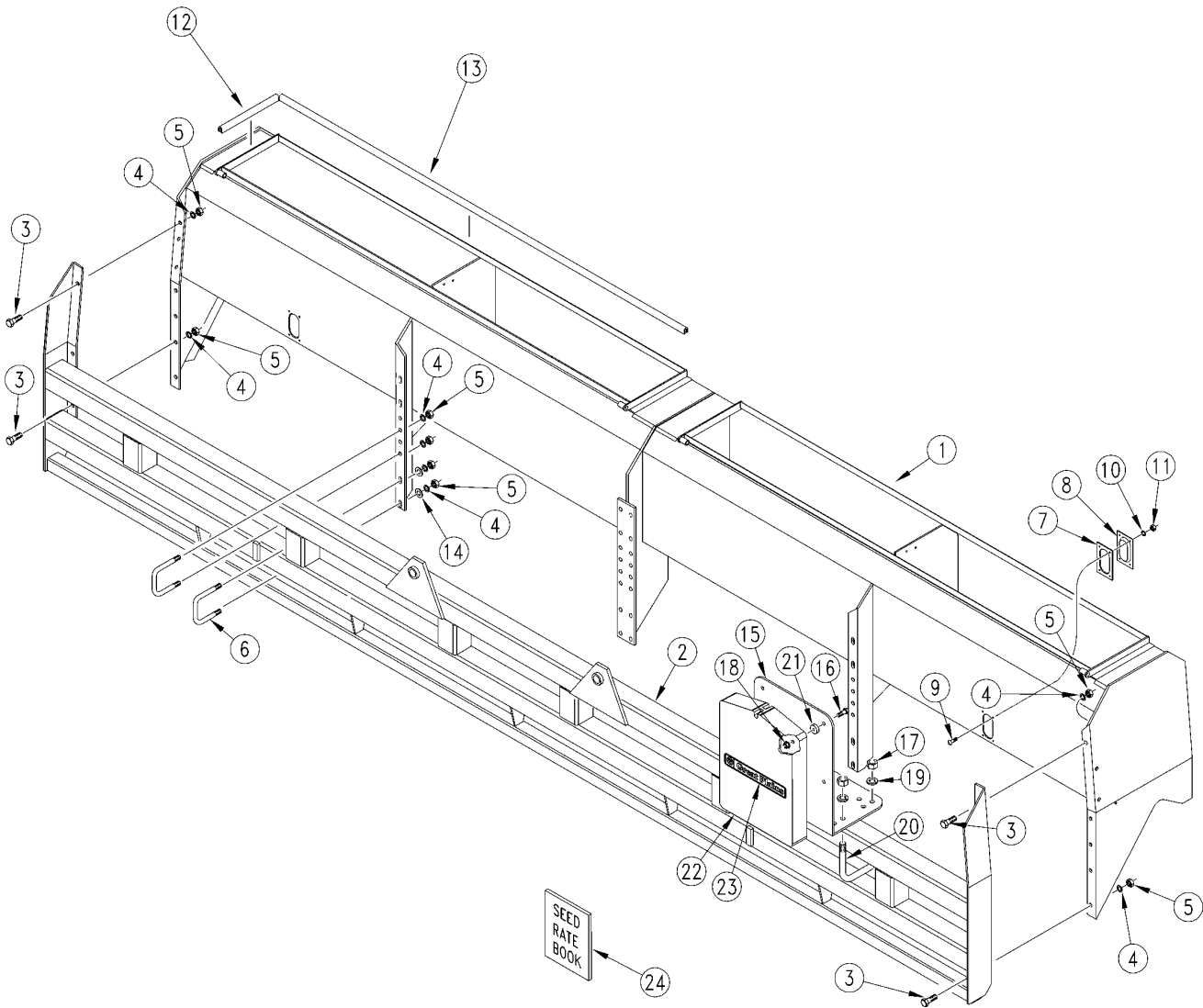
## ***Transport Wheel***

**(Applies to 2SF24 (1986+), 2SF30 (1986+) only)**

<b>Ref</b>	<b>Part No.</b>	<b>Part Description</b>	<b>Comments</b>	<b>Revision</b>
	dwg11289	Image No.		
1.	155-006H	INNER AXLE SLIDE TUBE WELDMENT		
2.	802-099C	HHCS 1/2-13X3 1/4 GR5		
3.	803-019C	NUT LOCK 1/2-13 PLT		
4.	815-079C	HUB AND SPINDLE ASSY 6 BOLT	Includes items 11-15 & 18	2nd rev.
4.	102-002K	RPBY 815-079C		Use existing stock; 1st rev.
5.	102-006K	TIRE/WHEEL ASSY 9.5LX15 12 PLY	Includes items 7, 8 & 9	
5.	155-013A	11L TRNSPT WL & TR ASSY OPTION	Optional	
6.	814-009C	TIRE 9.5L X 15-12 PLY-TUBELESS		
6.	814-031C	TIRE 11L-15SL 12 PLY TUBELESS	Optional	
7.	816-035C	VALVE STEM TR415X.625X1 1/4 LG		
8.	814-008C	WHEEL 8 X 15 X 6 BOLT		
8.	814-023C	WHEEL 15 DIA X 10 WIDE X 6 BLT	Optional	
9.	802-104C	BOLT WHEEL 1/2-20X1 90-DEG		
10.	815-085C	SPINDLE SGL 1.75X10.72		
11.	816-011C	SEAL 2.56X1.625X.438 CR16289	Install with lip out	
12.	822-018C	BRG CONE 1.50ID LM-29749		
13.	815-082C	HUB 6 BOLT 4 5/8 PILOT W/ CUPS		
14.	822-021C	BEARING CONE LM-67048		
15.	804-055C	WASHER SPINDLE - 7/8		
16.	805-016C	PIN COTTER 3/16 X 1 1/4 PLT		
17.	200-001D	HUB GREASE CAP		
18.	803-029C	NUT HEX SLOTTED 7/8-14 PLT		

## Box To Frame

(Applies to 2SF24 (1986+), 2SF30 (1986+) only)



11107

## Box To Frame

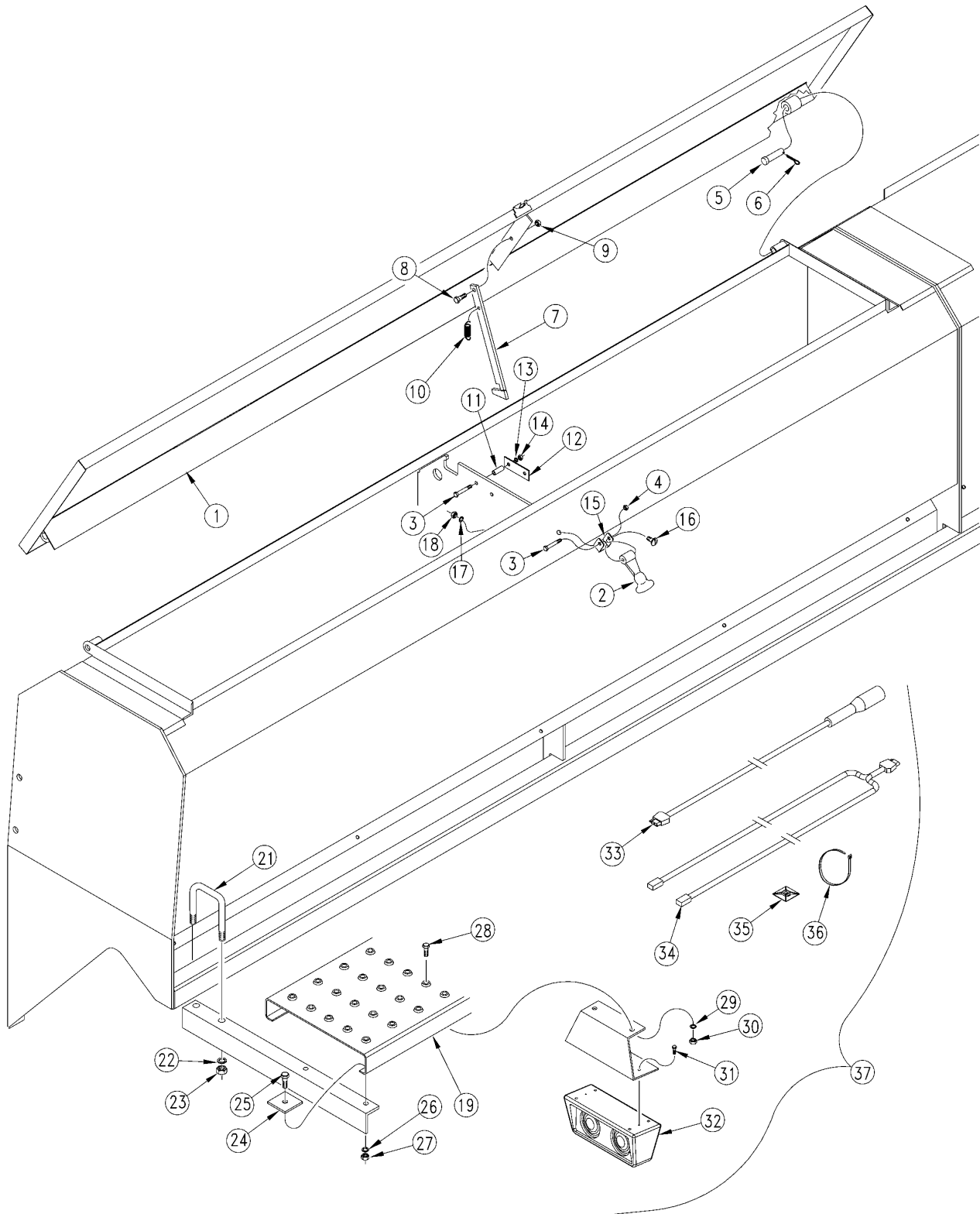
---

(Applies to 2SF24 (1986+), 2SF30 (1986+) only)

Ref	Part No.	Part Description	Comments	Revision
	dwg11107	Image No.		
1.	118-154H	12'-3PT BOX WELDMENT		
1.	118-156H	15'-3PT BOX WELDMENT		
2.	158-053H	24' 2-SECTION MAIN FRAME		
2.	158-054H	30' 2-SECTION MAIN FRAME		
3.	802-034C	HHCS 1/2-13X1 1/4 GR5		
4.	804-015C	WASHER LOCK SPRING 1/2 PLT		
5.	803-020C	NUT HEX 1/2-13 PLT		
6.	806-002C	U-BOLT 1/2-13 X 3 17/32 X4 3/4		
7.	816-013C	SIGHT GLASS GASKET		
8.	817-007C	GRAIN LEVEL SIGHT GLASS		
9.	801-003C	SCREW RD HD SLT 10-24X1/2 PLT		
10.	804-004C	WASHER INTERNAL STAR #10 PLT		
11.	803-001C	NUT HEX 10-24 PLT		
12.	118-155D	RPBY 816-001C		
13.	118-157D	RPBY 816-004C		
13.	118-156D	RPBY 816-004C		
14.	804-016C	WASHER FLAT 1/2 SAE PLT		
15.	118-652D	MANUAL PAK MOUNT		
16.	802-005C	HHCS 1/4-20X1 GR5		
17.	803-014C	NUT HEX 3/8-16 PLT		
18.	803-293C	NUT HEX FLNG T-LOCK 1/4-20 YLW		
19.	804-013C	WASHER LOCK SPRING 3/8 PLT		
20.	806-045C	U-BOLT 3/8-16 X 3 17/32 X4 1/4		
21.	817-042C	MINI END WHEEL PRESS WHEEL		
22.	817-516C	MANUAL PAK 1" W/ GASKET		
23.	838-482C	DECAL GP PLANTING COMPONENTS		
24.	202-499B	2SNG/2SF 24&30 SEEDRATE BOOK		

# Lid & Step

(Applies to 2SF24 (1986+), 2SF30 (1986+) only)



10083



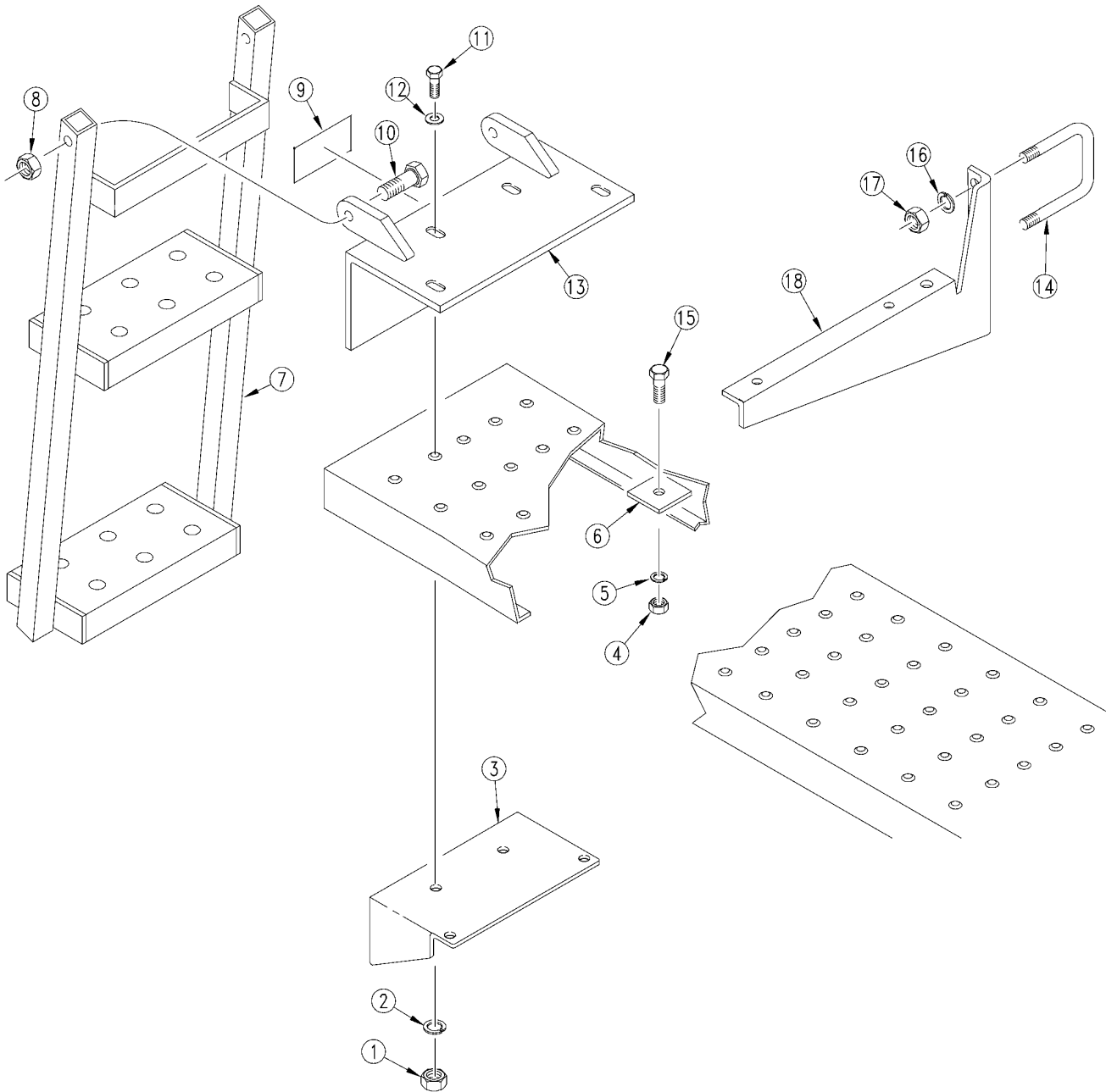
***Lid & Step***

**(Applies to 2SF24 (1986+), 2SF30 (1986+) only)**

<b>Ref</b>	<b>Part No.</b>	<b>Part Description</b>	<b>Comments</b>	<b>Revision</b>
	dwg10083	Image No.		
1.	119-146H	12' BOX LID WELDMENT		
1.	119-147H	14' BOX LID WELDMENT		
2.	816-008C	RUBBER LID LATCH		
3.	802-167C	HHCS 1/4-20X1 1/2 GR5		
4.	803-007C	NUT-LOCK 1/4-20 PLT		
5.	805-014C	PIN CLEVIS .491 X 2 49/64 USEL		
6.	805-019C	PIN COTTER 5/32 X 1 PLT		
7.	119-001H	RPBY 119-224D		
8.	802-007C	HHCS 5/16-18X3/4 GR5		
9.	803-011C	NUT LOCK 5/16-18 PLT		
10.	807-001C	SPRING LID HING EXT		
11.	110-016D	LID HINGE STRAP SPACER		
12.	110-015D	LID LATCH STRAP		
13.	804-006C	WASHER LOCK SPRING 1/4 PLT		
14.	803-006C	NUT-HEX 1/4-20 PLT		
15.	890-015C	ANCHOR BRACKET		
16.	801-028C	SCREW RD HD 5/16-18 X 1/2 PLT		
17.	804-009C	WASHER LOCK SPRING 5/16 PLT		
18.	803-008C	NUT HEX 5/16-18 PLT		
19.	119-106D	84 STEP		
19.	119-129D	144 STEP		
20.	119-108D	STEP ANGLE		
21.	806-005C	U-BOLT 1/2-13 X 2 X 3 GR 5		
22.	804-015C	WASHER LOCK SPRING 1/2 PLT		
23.	803-020C	NUT HEX 1/2-13 PLT		
24.	119-032D	3-PT STEP RETAINER		
25.	802-079C	HHCS 3/8-16X1 1/4 GR5		
26.	804-013C	WASHER LOCK SPRING 3/8 PLT		
27.	803-014C	NUT HEX 3/8-16 PLT		
28.	802-079C	HHCS 3/8-16X1 1/4 GR5		
29.	804-013C	WASHER LOCK SPRING 3/8 PLT		
30.	803-014C	NUT HEX 3/8-16 PLT		
31.	801-151C	SCR HEX SELF TAP 1/4-20X1TYPEF		
32.	890-311C	DUAL AG LIGHTS LH	(2SF24 S/N 3492F-) (2SF30 S/N 3475G-)	
32.	890-312C	DUAL AG LIGHTS RH	(2SF24 S/N 3492F-) (2SF30 S/N 3475G-)	
33.	890-313C	AG LIGHT WIRING HARNESS-28'	(2SF24 S/N 3492F-) (2SF30 S/N 3475G-)	
34.	890-430C	LIGHT HARNESS, 20' WISHBONE	(2SF24 S/N 3492F-) (2SF30 S/N 3475G-)	
35.	800-148C	CABLE TIE MOUNT		
36.	800-112C	CABLE TIE .19X7.25 1.75D 50LB		
37.	155-026A	2SEC LIGHT KIT		

# Ladder Assembly

(Applies to 2SF24 (1986+), 2SF30 (1986+) only)



16957

## ***Ladder Assembly***

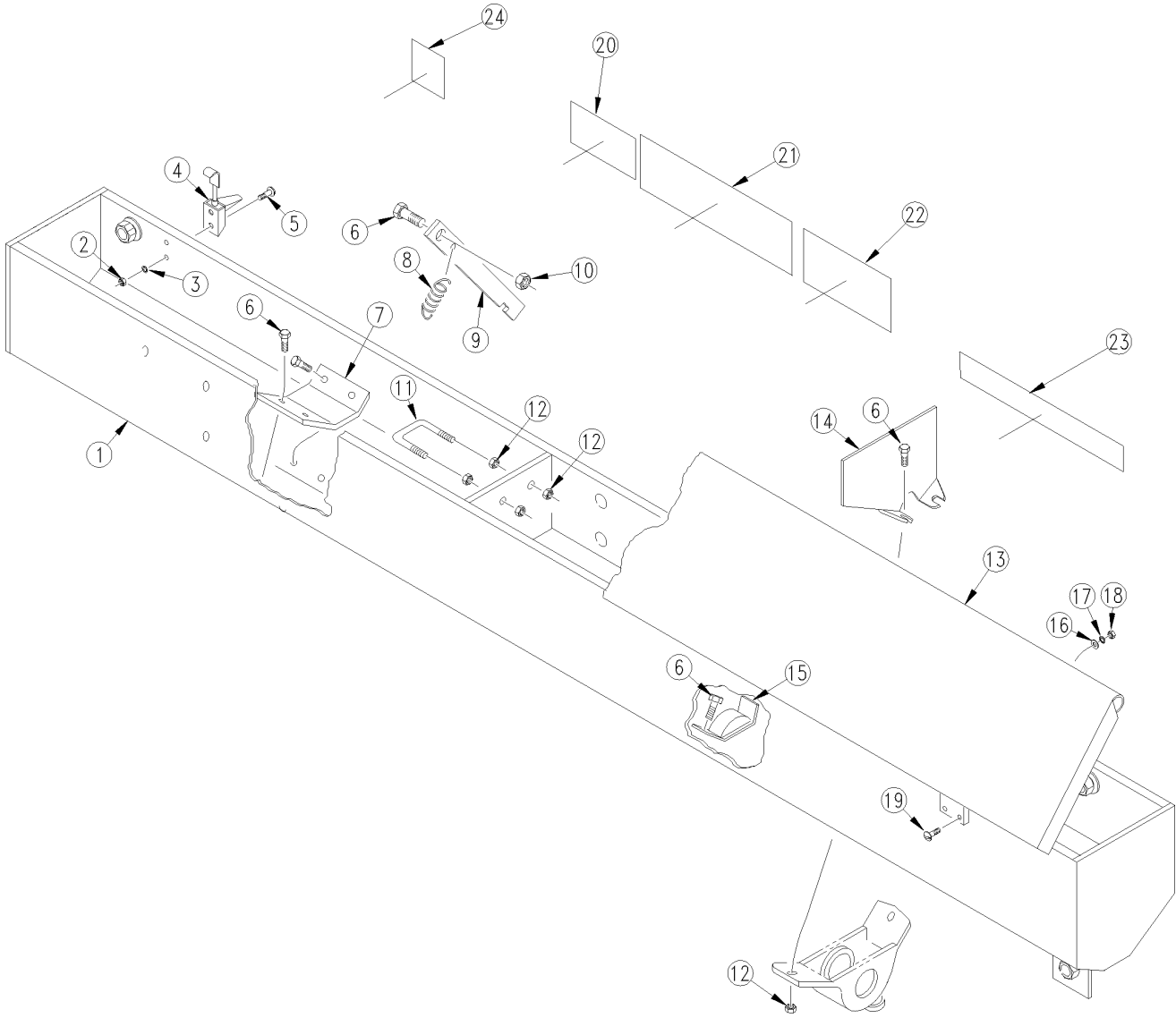
---

**(Applies to 2SF24 (1986+), 2SF30 (1986+) only)**

<b>Ref</b>	<b>Part No.</b>	<b>Part Description</b>	<b>Comments</b>	<b>Revision</b>
	dwg16957	Image No.		
1.	803-008C	NUT HEX 5/16-18 PLT		
2.	804-009C	WASHER LOCK SPRING 5/16 PLT		
3.	119-131D	LADDER BRACE PLATE		
4.	803-014C	NUT HEX 3/8-16 PLT		
5.	804-013C	WASHER LOCK SPRING 3/8 PLT		
6.	119-032D	3-PT STEP RETAINER		
7.	189-007H	LADDER WELDMENT		
8.	803-019C	NUT LOCK 1/2-13 PLT		
9.	818-229C	DECAL AMBER REFLECTOR		
10.	802-130C	HHCS 1/2-13X2 1/2 GR5		
11.	802-012C	HHCS 5/16-18X1 1/2 GR5		
12.	804-010C	WASHER FLAT 5/16 USS PLT		
13.	119-179H	LADDER MOUNT WELDMENT		
14.	806-005C	U-BOLT 1/2-13 X 2 X 3 GR 5		
15.	802-079C	HHCS 3/8-16X1 1/4 GR5		
16.	804-015C	WASHER LOCK SPRING 1/2 PLT		
17.	803-020C	NUT HEX 1/2-13 PLT		
18.	119-128D	STEP MOUNTING BRACKET		

# Small Seeds Box Assembly

(Applies to 2SF24 (1986+), 2SF30 (1986+) only)



16207

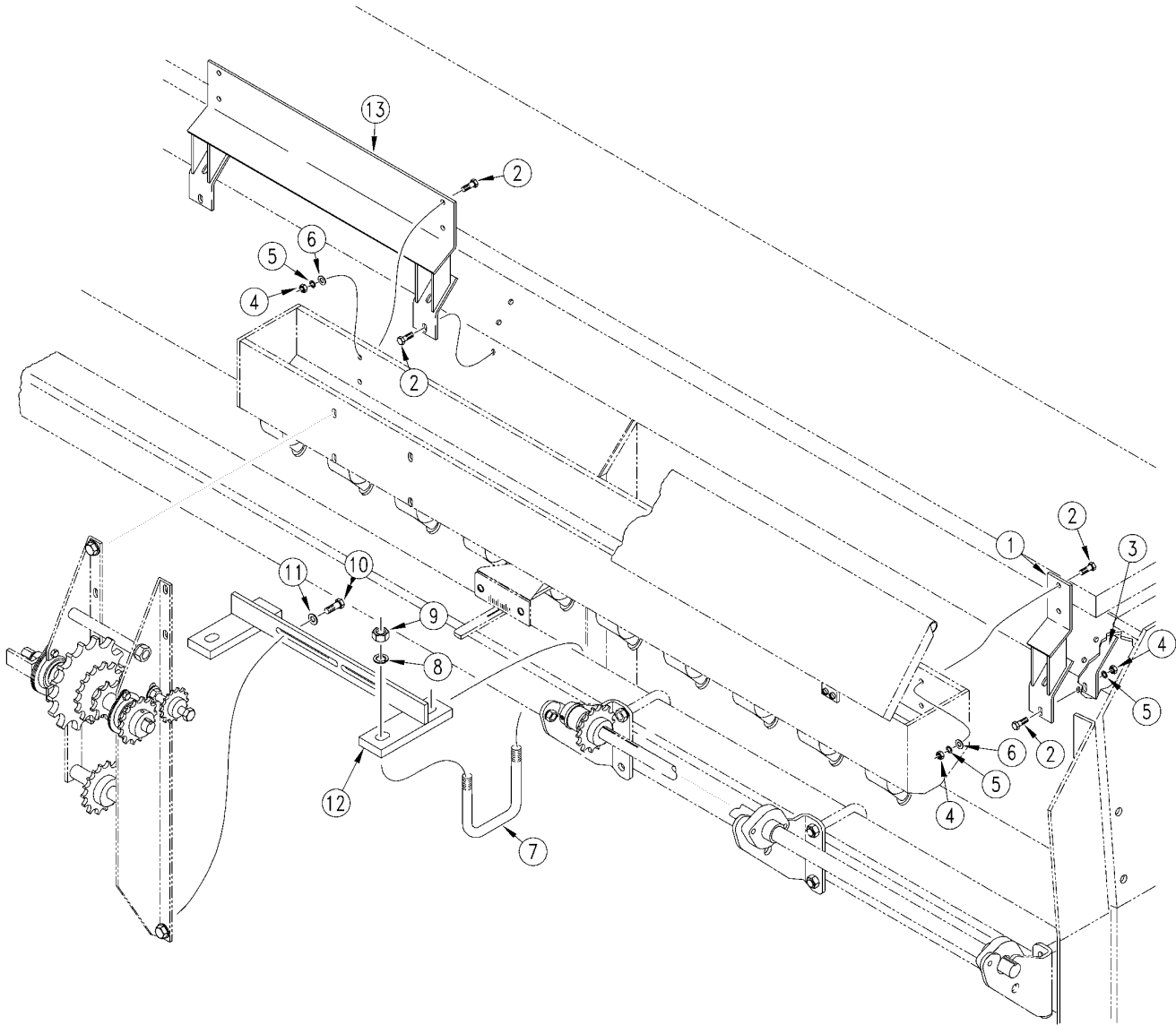
## **Small Seeds Box Assembly**

**(Applies to 2SF24 (1986+), 2SF30 (1986+) only)**

<b>Ref</b>	<b>Part No.</b>	<b>Part Description</b>	<b>Comments</b>	<b>Revision</b>
	dwg16207	Image No.		
1.	123-059H	6-96 GRASS SEED BOX RH		
1.	123-060H	6-96 GRASS SEED BOX LH		
1.	123-061H	6-81 GRASS SEED BOX RH		
1.	123-062H	6-81 GRASS SEED BOX LH		
1.	123-076H	10-96 GRASS SEED BOX LH		
1.	123-077H	10-96 GRASS SEED BOX RH		
1.	123-078H	12-59 GRASS SEED BOX RH		
1.	123-079H	12-59 GRASS SEED BOX LH		
1.	123-080H	10-59 GRASS SEED BOX RH		
1.	123-081H	10-59 GRASS SEED BOX LH		
1.	123-082H	7 1/2-59 GRASS SEED BOX RH		
1.	123-083H	7 1/2-59 GRASS SEED BOX LH		
1.	123-084H	7-59 GRASS SEED BOX RH		
1.	123-085H	7-59 GRASS SEED BOX LH		
1.	123-086H	6-59 GRASS SEED BOX RH		
1.	123-087H	6-59 GRASS SEED BOX LH		
1.	123-088H	7-96 GRASS SEED BOX LH		
1.	123-089H	7-96 GRASS SEED BOX RH		
1.	123-090H	7 1/2-96 GRASS SEED BOX LH		
1.	123-091H	7 1/2-96 GRASS SEED BOX RH		
1.	123-092H	8-96 GRASS SEED BOX LH		
1.	123-093H	8-96 GRASS SEED BOX RH		
1.	123-094H	12-96 GRASS SEED BOX LH		
1.	123-095H	12-96 GRASS SEED BOX RH		
1.	123-096H	7-81 GRASS SEED BOX RH		
1.	123-097H	7-81 GRASS SEED BOX LH		
1.	123-098H	7 1/2-81 GRASS SEED BOX RH		
1.	123-099H	7 1/2-81 GRASS SEED BOX LH		
1.	123-100H	8-81 GRASS SEED BOX RH		
1.	123-101H	8-81 GRASS SEED BOX LH		
1.	123-102H	10-81 GRASS SEED BOX RH		
1.	123-103H	10-81 GRASS SEED BOX LH		
1.	123-105H	12-81 GRASS SEED BOX RH		
1.	123-106H	12-81 GRASS SEED BOX LH		
2.	803-065C	NUT HEX 6-32 SS		
3.	804-050C	WASHER LOCK #6 SS		
4.	800-030C	LATCH FERT TRAY DOOR		
5.	801-017C	SCREW PAN HD 6-32 X 1/2 SS		
6.	802-078C	HHCS 1/4-20X5/8 GR5		
7.	123-118D	SEED ADJUSTMENT SUPPORT		
8.	807-018C	SPRING EXT LID LATCH		
9.	123-125D	LID LOCK BAR		
10.	803-007C	NUT LOCK 1/4-20 PLT		
11.	806-025C	U-BOLT 1/4-20 X 15/16 X 1 PLT		
12.	803-006C	NUT HEX 1/4-20 PLT		
13.	123-063H	96 INCH SEED BOX LID WELDMENT		
13.	123-121H	59 SEED BOX LID WELDMENT		
13.	123-350H	81 BOX LID WELDM'T		
14.	123-310D	PARTITION SMALL SEED BOX		
15.	123-051D	SEED BOX SPROCKET CAP		
16.	804-046C	WASHER FLAT #10 SAE PLT		
17.	804-004C	WASHER INTERNAL STAR #10 PLT		
18.	803-001C	NUT HEX 10-24 PLT		
19.	801-003C	SCREW RD HD SLT 10-24X1/2 PLT		

## Small Seeds Box Mounting Assembly

(Applies to 2SF24 (1986+), 2SF30 (1986+) only)



11434

## ***Small Seeds Box Mounting Assembly***

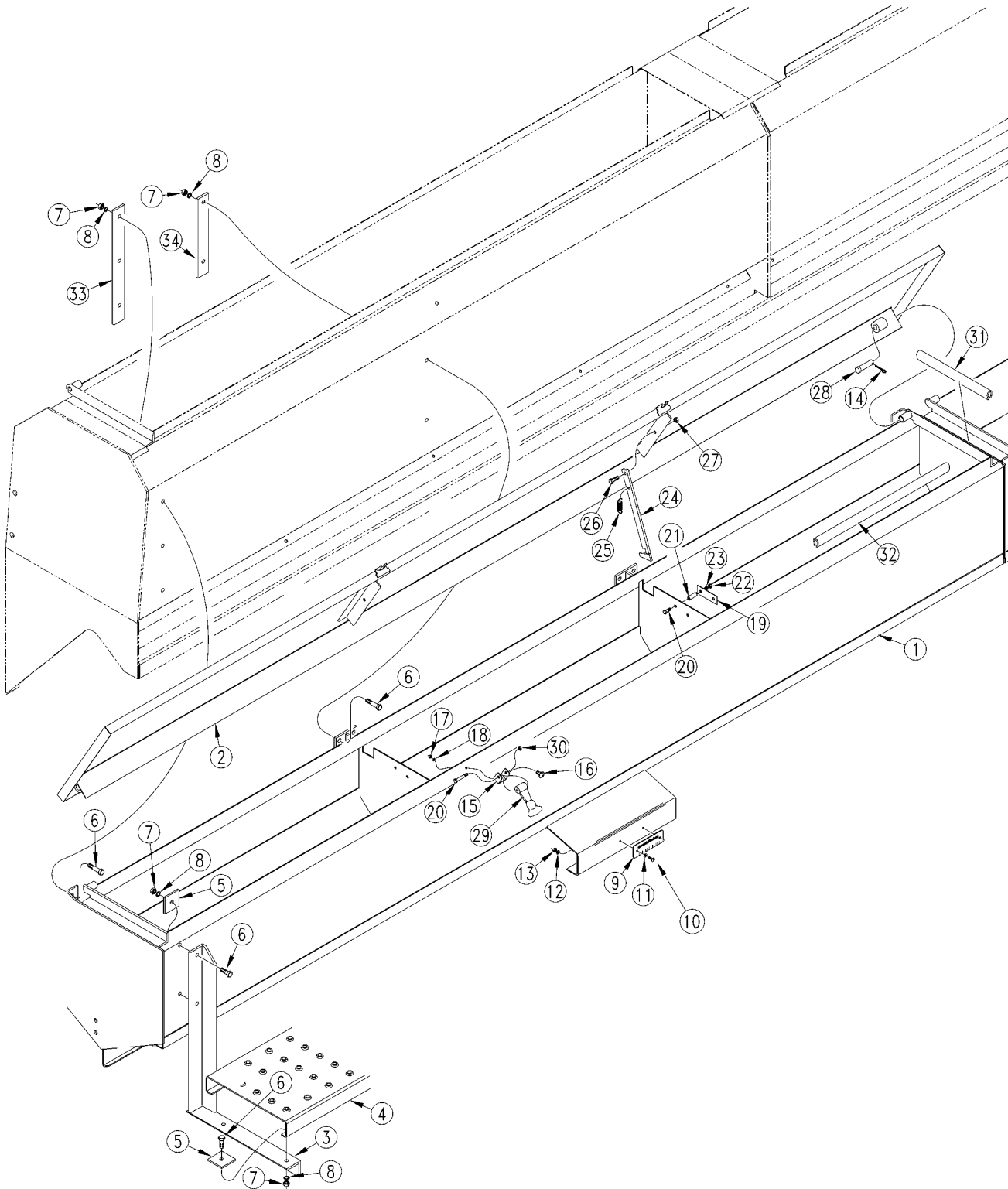
---

**(Applies to 2SF24 (1986+), 2SF30 (1986+) only)**

<b>Ref</b>	<b>Part No.</b>	<b>Part Description</b>	<b>Comments</b>	<b>Revision</b>
	dwg11434	Image No.		
1.	123-291H	2-SEC GRASS BOX MOUNT BRACKET		
2.	802-159C	HHCS 5/16-18X1 GR5		
3.	123-291D	2 SECTION MOUNT BRACKET BRACE		
4.	803-008C	NUT HEX 5/16-18 PLT		
5.	804-009C	WASHER LOCK SPRING 5/16 PLT		
6.	804-010C	WASHER FLAT 5/16 USS PLT		
7.	806-006C	U-BOLT 5/8-11 X 3 17/32 X 5		
8.	804-022C	WASHER LOCK SPRING 5/8 PLT		
9.	803-021C	NUT HEX 5/8-11 PLT		
10.	802-017C	HHCS 3/8-16X1 GR5		
11.	804-012C	WASHER FLAT 3/8 SAE PLT		
12.	123-317H	2-SEC BRACE MOUNT		
13.	123-292H	24 2 SEC CENTER GRASS BOX MNT		
13.	123-293H	30 2 SEC CENTER GRASS BOX MNT		

# Fertilizer Box Assembly

(Applies to 2SF24 (1986+), 2SF30 (1986+) only)



10659



## Fertilizer Box Assembly

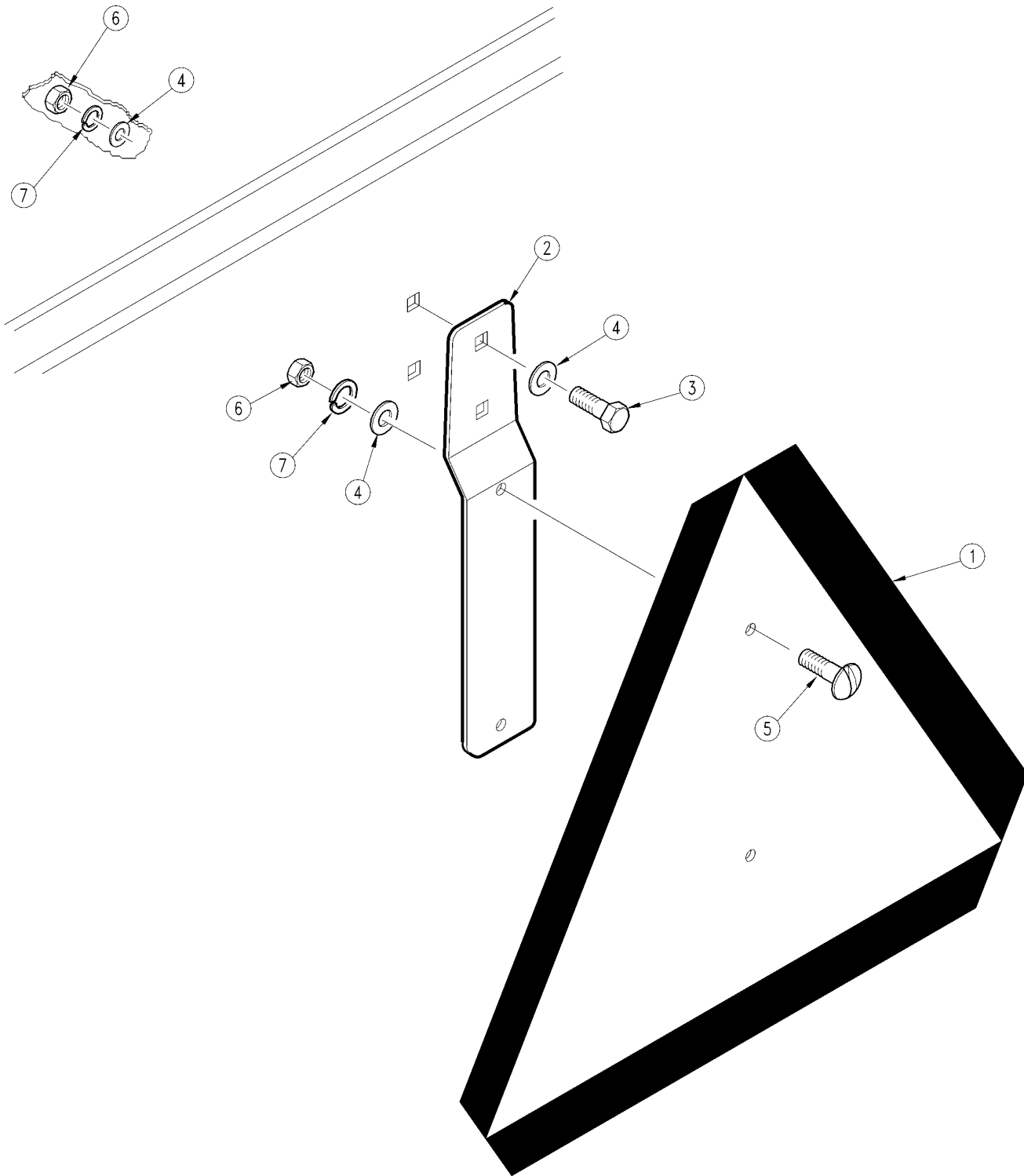
---

(Applies to 2SF24 (1986+), 2SF30 (1986+) only)

Ref	Part No.	Part Description	Comments	Revision
	dwg10659	Image No.		
1.	142-041H	12' FERTILIZER BOX WELDMENT		
1.	142-042H	15' FERTILIZER BOX WELDMENT		
2.	119-146H	12' BOX LID WELDMENT		
2.	119-147H	14' BOX LID WELDMENT		
3.	119-132H	FERTILIZER STEP HANGER		
4.	119-129D	144 STEP		
4.	119-106D	84 STEP		
5.	119-032D	3-PT STEP RETAINER		
6.	802-079C	HHCS 3/8-16X1 1/4 GR5		
7.	804-013C	WASHER LOCK SPRING 3/8 PLT		
8.	803-014C	NUT HEX 3/8-16 PLT		
9.	819-005C	NAME PLATE ADJ. GUIDE SHORT		
10.	801-001C	SCREW RD HD 8-32 X 3/8 BRASS		
11.	804-003C	WASHER FLAT #8 BRASS		
12.	804-002C	WASHER INTERNAL STAR #8 BRASS		
13.	803-035C	NUT HEX 8-32 BRASS		
14.	805-019C	PIN COTTER 5/32 X 1 PLT		
15.	890-015C	ANCHOR BRACKET		
16.	801-028C	SCREW RD HD 5/16-18 X 1/2 PLT		
17.	803-008C	NUT HEX 5/16-18 PLT		
18.	804-009C	WASHER LOCK SPRING 5/16 PLT		
19.	110-015D	LID LATCH STRAP		
20.	802-167C	HHCS 1/4-20X1 1/2 GR5		
21.	110-016D	LID HINGE STRAP SPACER		
22.	803-006C	NUT-HEX 1/4-20 PLT		
23.	804-006C	WASHER LOCK SPRING 1/4 PLT		
24.	119-001H	RPBY 119-224D		
25.	807-001C	SPRING LID HING EXT		
26.	802-007C	HHCS 5/16-18X3/4 GR5		
27.	803-011C	NUT LOCK 5/16-18 PLT		
28.	805-014C	PIN CLEVIS .491 X 2 49/64 USEL		
29.	816-008C	RUBBER LID LATCH		
30.	803-007C	NUT-LOCK 1/4-20 PLT		
31.	816-001C	VINYL SEAL 3/8 X 5/8/FT		
32.	816-004C	VINYL SEAL 3/8 X 1/2 (PER FT)		
33.	142-035D	BOX MOUNTING HOLE SUPPORT		
34.	142-036D	PARTITION SUPPORT		

# Fertilizer Slow Moving Vehicle Assembly

(Applies to 2SF24 (1986+), 2SF30 (1986+) only)



10395

## ***Fertilizer Slow Moving Vehicle Assembly***

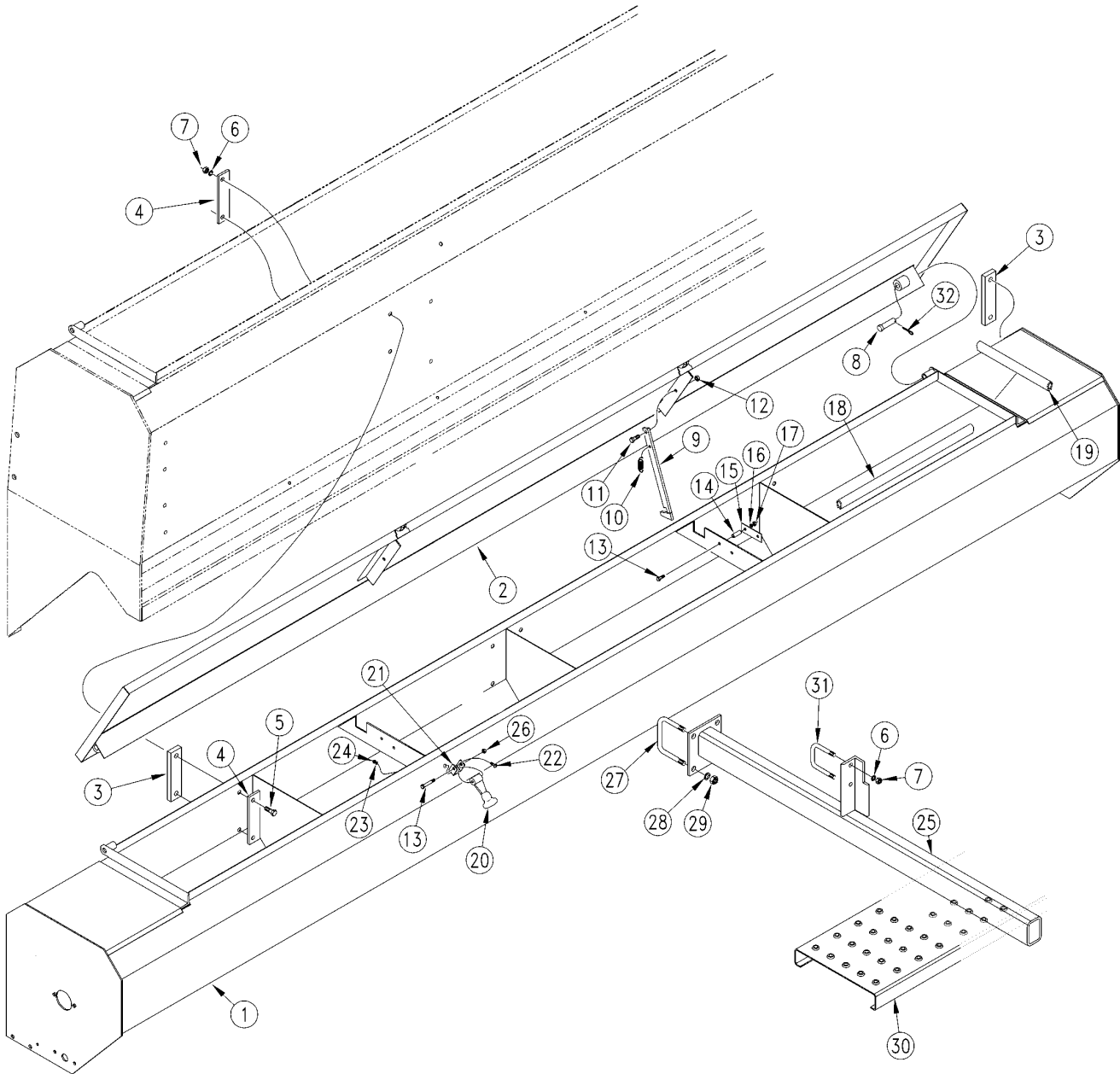
---

**(Applies to 2SF24 (1986+), 2SF30 (1986+) only)**

<b>Ref</b>	<b>Part No.</b>	<b>Part Description</b>	<b>Comments</b>	<b>Revision</b>
	dwg10395	Image No.		
1.	818-055C	DECAL SLOW MOVING-GALV. BACKED		
2.	890-153C	SMV MOUNTING BLADE		
3.	802-004C	HHCS 1/4-20X3/4 GR5		
4.	804-007C	WASHER FLAT 1/4 SAE PLT		
5.	801-018C	SCREW RD HD 1/4-20 X 5/8		
6.	803-006C	NUT-HEX 1/4-20 PLT		
7.	804-006C	WASHER LOCK SPRING 1/4 PLT		

# Native Grass Box, Lid & Step Assembly

(Applies to 2SF24 (1986+), 2SF30 (1986+) only)



11423

## ***Native Grass Box, Lid & Step Assembly***

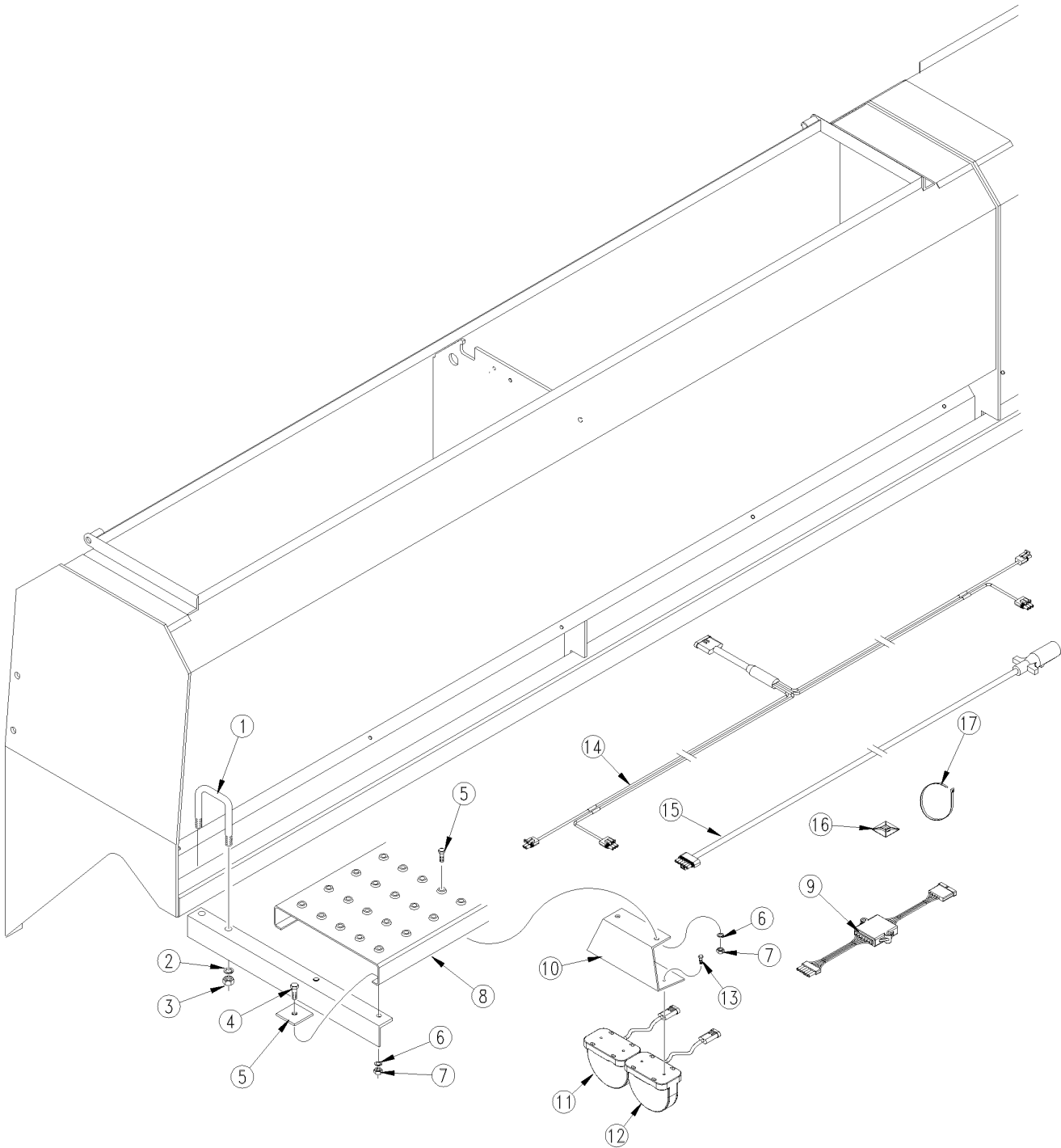
**(Applies to 2SF24 (1986+), 2SF30 (1986+) only)**

<b>Ref</b>	<b>Part No.</b>	<b>Part Description</b>	<b>Comments</b>	<b>Revision</b>
	dwg11423	Image No.		
1.	202-010H	12'-12 GRASS BOX WELDMENT		
1.	202-011H	12'-10 GRASS BOX WELDMENT		
1.	202-012H	12'-8 GRASS BOX WELDMENT		
1.	202-013H	12'-7 1/2 GRASS BOX WELDMENT		
1.	202-014H	12'-7 GRASS BOX WELDMENT		
1.	202-015H	12'-6 GRASS BOX WELDMENT		
1.	202-016H	15'-12 GRASS BPX WELDMENT		
1.	202-017H	15'-10 GRASS BOX WELDMENT		
1.	202-018H	15'-8 GRASS BOX WELDMENT		
1.	202-019H	15'-7 1/2 GRASS BOX WELDMENT		
1.	202-020H	15'-7 GRASS BOX WELDMENT		
1.	202-021H	15'-6 GRASS BOX WELDMENT		
2.	119-146H	12' BOX LID WELDMENT		
2.	119-147H	14' BOX LID WELDMENT		
3.	202-031D	BOX MOUNT SPACER		
3.	202-103D	BOX MOUNT SPACER - LONG		
4.	202-032D	MOUNTING BACK-UP PLATE		
5.	802-032C	HHCS 1/2-13X3/4 GR5		
6.	804-013C	WASHER LOCK SPRING 3/8 PLT		
7.	803-014C	NUT HEX 3/8-16 PLT		
8.	805-014C	PIN CLEVIS .491 X 2 49/64 USEL		
9.	119-001H	RPBY 119-224D		
10.	807-001C	SPRING LID HING EXT		
11.	802-007C	HHCS 5/16-18X3/4 GR5		
12.	803-011C	NUT LOCK 5/16-18 PLT		
13.	802-167C	HHCS 1/4-20X1 1/2 GR5		
14.	110-016D	LID HINGE STRAP SPACER		
15.	110-015D	LID LATCH STRAP		
16.	804-006C	WASHER LOCK SPRING 1/4 PLT		
17.	803-006C	NUT-HEX 1/4-20 PLT		
18.	816-004C	VINYL SEAL 3/8 X 1/2 (PER FT)		
19.	816-001C	VINYL SEAL 3/8 X 5/8/FT		
20.	816-008C	RUBBER LID LATCH		
21.	890-015C	ANCHOR BRACKET		
22.	801-028C	SCREW RD HD 5/16-18 X 1/2 PLT		
23.	804-009C	WASHER LOCK SPRING 5/16 PLT		
24.	803-008C	NUT HEX 5/16-18 PLT		
25.	119-153H	STEP SUPPORT - GRASS		
26.	803-007C	NUT-LOCK 1/4-20 PLT		
27.	806-002C	U-BOLT 1/2-13 X 3 17/32 X4 3/4		
28.	804-015C	WASHER LOCK SPRING 1/2 PLT		
29.	803-020C	NUT HEX 1/2-13 PLT		
30.	119-106D	84 STEP		
30.	119-014D	STEP 120		
31.	806-004C	U-BOLT 3/8-16 X 2 X 2 3/4		
32.	805-019C	PIN COTTER 5/32 X 1 PLT		

[Table of Contents](#)   [Part Number Index](#)

**Lights LED (2SF24 S/N 3493F+) (2SF30 S/N 3476G+)**

(Applies to 2SF24 (1986+), 2SF30 (1986+) only)



36085

**Lights LED (2SF24 S/N 3493F+) (2SF30 S/N 3476G+)**

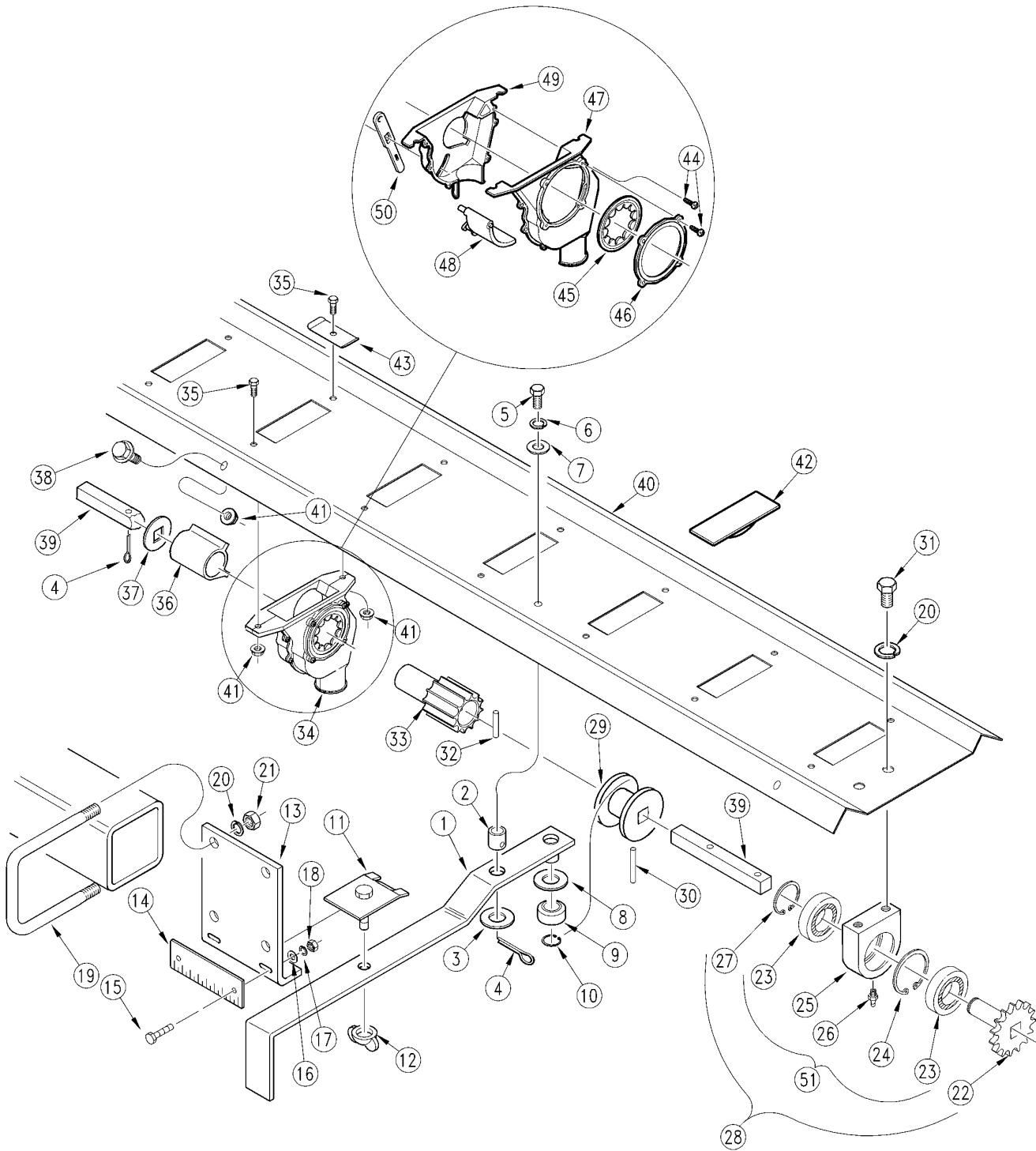
---

(Applies to 2SF24 (1986+), 2SF30 (1986+) only)

Ref	Part No.	Part Description	Comments	Revision
	dwg36085	Image No.		
1.	806-005C	U-BOLT 1/2-13 X 2 X 3 GR 5		
2.	804-015C	WASHER LOCK SPRING 1/2 PLT		
3.	803-020C	NUT HEX 1/2-13 PLT		
4.	802-079C	HHCS 3/8-16X1 1/4 GR5		
5.	119-032D	3-PT STEP RETAINER		
6.	804-013C	WASHER LOCK SPRING 3/8 PLT		
7.	803-014C	NUT HEX 3/8-16 PLT		
8.	119-106D	84 STEP		
9.	833-694C	LIGHT HRNSS ENHANCE MODULE LED		
10.	155-065D	LIGHT MOUNTING BRACKET		
11.	833-696C	LIGHT, RED LAMP - LED		
12.	833-697C	LIGHT, AMBER LAMP LED		
13.	801-081C	SCREW HEX SELF TAP 1/4-20X3/4		
14.	833-685C	LIGHT HARNESS 20' WISHBONE LED		
15.	833-679C	AG LGHT WIRING HARNESS-28' LED		
16.	800-148C	CABLE TIE MOUNT		
17.	800-112C	CABLE TIE .19X7.25 1.75D 50LB		

# Feeder Cup Channel Assembly

(Applies to 2SF24 (1986+) only)





## **Feeder Cup Channel Assembly**

**(Applies to 2SF24 (1986+) only)**

<b>Ref</b>	<b>Part No.</b>	<b>Part Description</b>	<b>Comments</b>	<b>Revision</b>
	dwg10220	Image No.		
1.	120-161H	SEED RATE ADJ HANDLE FRONT		
2.	109-069D	ADJUSTMENT HANDLE PIVOT		
3.	804-019C	WASHER FLAT 5/8 USS PLT		
4.	805-016C	PIN COTTER 3/16 X 1 1/4 PLT		
5.	802-014C	HHCS 3/8-16X3/4 GR5		
6.	804-013C	WASHER LOCK SPRING 3/8 PLT		
7.	804-012C	WASHER FLAT 3/8 SAE PLT		
8.	804-001C	WASHER ADJ HANDLE BRG		
9.	822-008C	BRG BALL 17IDX40OD 6203		
10.	800-003C	SNAP RING EXT 17 MM		
11.	109-025H	ADJ LOCK PLATE ASSY - 1 1/2 W		
12.	803-016C	NUT WING 1/2-13 PLT		
13.	120-171D	SEED RATE GAUGE MOUNT		
14.	819-005C	NAME PLATE ADJ. GUIDE SHORT		
15.	801-001C	SCREW RD HD 8-32 X 3/8 BRASS		
16.	804-003C	WASHER FLAT #8 BRASS		
17.	804-002C	WASHER INTERNAL STAR #8 BRASS		
18.	803-035C	NUT HEX 8-32 BRASS		
19.	806-002C	U-BOLT 1/2-13 X 3 17/32 X4 3/4		
20.	804-015C	WASHER LOCK SPRING 1/2 PLT		
21.	803-020C	NUT HEX 1/2-13 PLT		
22.	109-002H	39T SPROCKET & HUB ASSEMBLY		
23.	822-006C	BRG BALL 30IDX62OD 206		
24.	800-005C	RING FC HOUSING		
25.	109-039D	FEEDER CUP BRG HOUSING		
26.	800-001C	GREASE ZERK STRAIGHT 1/4-28		
27.	800-004C	SNAP RING EXT BASIC 1 3/16		
28.	109-003S	GRAIN 39T SPRKT HUB & BRG ASSY	Includes items 23, 24, & 25 thru 28	
29.	109-091D	MACHINED ADJUSTMENT SPOOL		2nd rev.
29.	109-013H	RPBY 109-091D		Use existing stock; 1st rev.
30.	805-023C	PIN ROLL 3/16X1 1/4 PLT		
31.	802-032C	HHCS 1/2-13X3/4 GR5		
32.	805-070C	PIN ROLL .182 X 1 5/32 FDR CUP		
33.	817-002C	RPBY 890-121C		
33.	890-121C	POWDER METAL SPROCKET D2861B		
34.	817-094C	SEED CUP ASSEMBLY-1 1/4		2nd rev.
34.	817-016C	RPBY 817-094C		Use existing stock; 1st rev.
35.	802-004C	HHCS 1/4-20X3/4 GR5		
36.	817-003C	DELTRIN SLEEVE		
37.	804-031C	WASHER RETAINING		
38.	802-196C	HFSS 1/4-20X5/8 GR5		
39.	120-103D	12'-6 LH FEEDER CUP SHAFT		
39.	120-109D	12'-6 RH FEEDER CUP SHAFT		
39.	120-104D	12'-7 LH FEEDER CUP SHAFT		
39.	120-110D	12'-7 RH FEEDER CUP SHAFT		
39.	120-105D	12'-7 1/2 LH FEEDER CUP SHAFT		
39.	120-111D	12'-7 1/2 RH FEEDER CUP SHAFT		
39.	120-106D	12'-8 LH FEEDER CUP SHAFT		
39.	120-112D	12'-8 RH FEEDER CUP SHAFT		
39.	120-107D	12'-10 LH FEEDER CUP SHAFT		
39.	120-113D	12'-10 RH FEEDER CUP SHAFT		
40.	118-121D	12' LH 6 FEEDER CUP CHANNEL		
40.	118-127D	12' RH 6 FEEDER CUP CHANNEL		
40.	118-122D	12' LH 7 FEEDER CUP CHANNEL		
40.	118-128D	12' RH 7 FEEDER CUP CHANNEL		
40.	118-123D	12' LH 7 1/2 FEEDER CUP CHNL		
40.	118-129D	12' RH 7 1/2 FEEDER CUP CHNL		

***Feeder Cup Channel Assembly (continued)***

---

(Applies to 2SF24 (1986+) only)

<b>Ref</b>	<b>Part No.</b>	<b>Part Description</b>	<b>Comments</b>	<b>Revision</b>
40.	118-124D	12' LH 8 FEEDER CUP CHANNEL		
40.	118-130D	12' RH 8 FEEDER CUP CHANNEL		
40.	118-125D	12' LH 10 FEEDER CUP CHANNEL		
40.	118-131D	12' RH 10 FEEDER CUP CHANNEL		
40.	118-131D	12' RH 10 FEEDER CUP CHANNEL		
41.	803-088C	NUT HEX LOCK 1/4-20 FLG		
42.	817-200C	1 1/4 WIDE FEEDER CUP PLUG		2nd rev.
42.	109-009H	RPBY 817-200C		Use existing stock; 1st rev.
43.	118-331D	FEEDER CUP DIVIDER CLIP		
44.	801-057C	SCR SELF TAP 8X3/8 TYPE25 BT		
45.	817-004C	NYLON WASHER-SPLIT		
46.	817-073C	SEED CUP WASHER RETAINER		
47.	817-096C	SEED CUP LEFT HALF		
48.	817-095C	SEED CUP DOOR		
49.	817-097C	SEED CUP RIGHT HALF		
50.	817-071C	SEED CUP ADJUSTMENT HANDLE		

***Feeder Cup Channel Assembly (continued)***

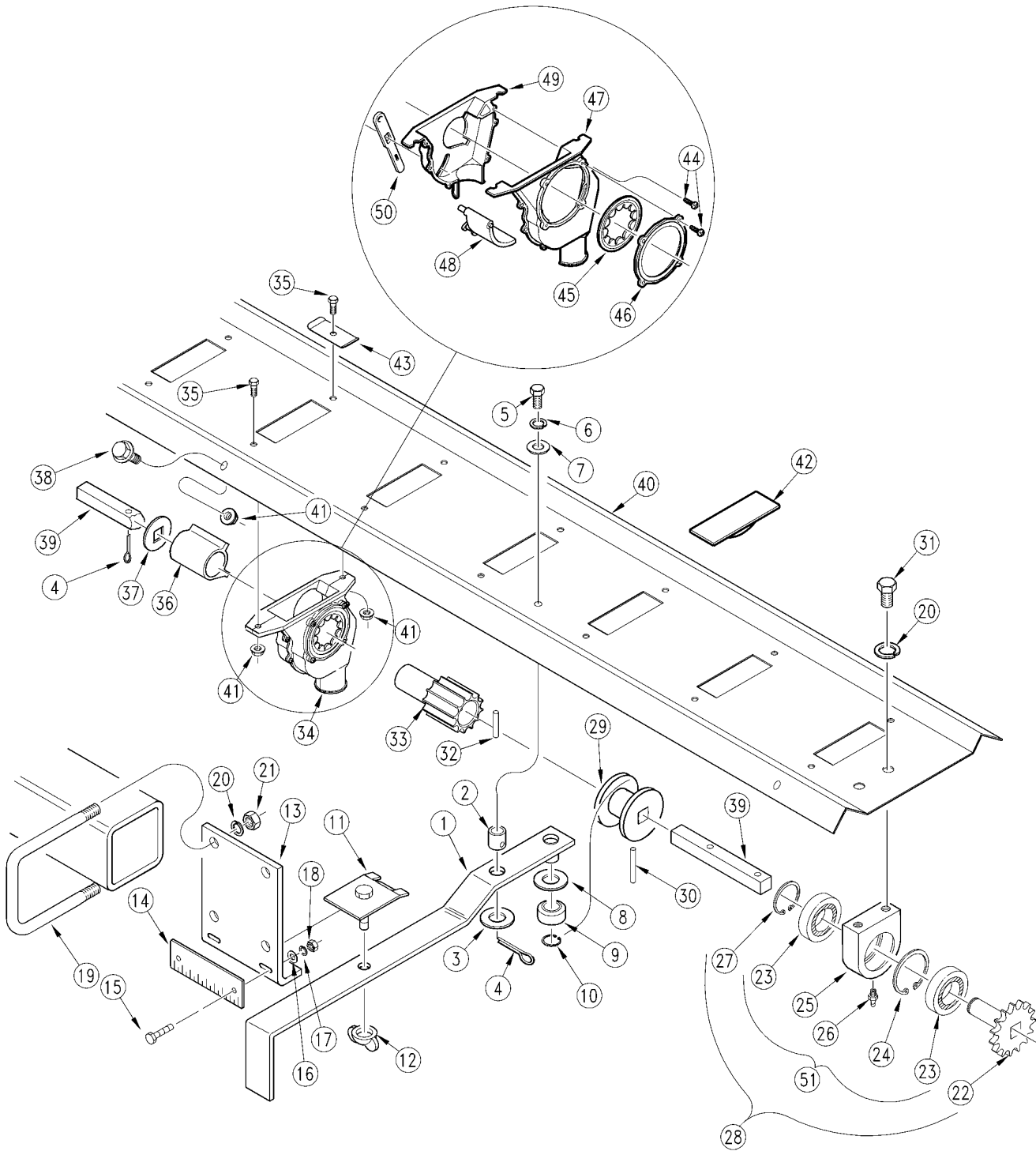
---

(Applies to 2SF24 (1986+) only)

***This Page Intentionally Left Blank***

# Feeder Cup Channel Assembly

(Applies to 2SF30 (1986+) only)



## ***Feeder Cup Channel Assembly***

**(Applies to 2SF30 (1986+) only)**

<b>Ref</b>	<b>Part No.</b>	<b>Part Description</b>	<b>Comments</b>	<b>Revision</b>
	dwg10220	Image No.		
1.	120-161H	SEED RATE ADJ HANDLE FRONT		
2.	109-069D	ADJUSTMENT HANDLE PIVOT		
3.	804-019C	WASHER FLAT 5/8 USS PLT		
4.	805-016C	PIN COTTER 3/16 X 1 1/4 PLT		
5.	802-014C	HHCS 3/8-16X3/4 GR5		
6.	804-013C	WASHER LOCK SPRING 3/8 PLT		
7.	804-012C	WASHER FLAT 3/8 SAE PLT		
8.	804-001C	WASHER ADJ HANDLE BRG		
9.	822-008C	BRG BALL 17IDX40OD 6203		
10.	800-003C	SNAP RING EXT 17 MM		
11.	109-025H	ADJ LOCK PLATE ASSY - 1 1/2 W		
12.	803-016C	NUT WING 1/2-13 PLT		
13.	120-171D	SEED RATE GAUGE MOUNT		
14.	819-005C	NAME PLATE ADJ. GUIDE SHORT		
15.	801-001C	SCREW RD HD 8-32 X 3/8 BRASS		
16.	804-003C	WASHER FLAT #8 BRASS		
17.	804-002C	WASHER INTERNAL STAR #8 BRASS		
18.	803-035C	NUT HEX 8-32 BRASS		
19.	806-002C	U-BOLT 1/2-13 X 3 17/32 X4 3/4		
20.	804-015C	WASHER LOCK SPRING 1/2 PLT		
21.	803-020C	NUT HEX 1/2-13 PLT		
22.	109-002H	39T SPROCKET & HUB ASSEMBLY		
23.	822-006C	BRG BALL 30IDX62OD 206		
24.	800-005C	RING FC HOUSING		
25.	109-039D	FEEDER CUP BRG HOUSING		
26.	800-001C	GREASE ZERK STRAIGHT 1/4-28		
27.	800-004C	SNAP RING EXT BASIC 1 3/16		
28.	109-003S	GRAIN 39T SPRKT HUB & BRG ASSY	Includes items 23, 24, & 25 thru 28	
29.	109-091D	MACHINED ADJUSTMENT SPOOL		2nd rev.
29.	109-013H	RPBY 109-091D		Use existing stock; 1st rev.
30.	805-023C	PIN ROLL 3/16X1 1/4 PLT		
31.	802-032C	HHCS 1/2-13X3/4 GR5		
32.	805-070C	PIN ROLL .182 X 1 5/32 FDR CUP		
33.	817-002C	RPBY 890-121C		
33.	890-121C	POWDER METAL SPROCKET D2861B		
34.	817-094C	SEED CUP ASSEMBLY-1 1/4		2nd rev.
34.	817-016C	RPBY 817-094C		Use existing stock; 1st rev.
35.	802-004C	HHCS 1/4-20X3/4 GR5		
36.	817-003C	DELTRIN SLEEVE		
37.	804-031C	WASHER RETAINING		
38.	802-196C	HFSS 1/4-20X5/8 GR5		
39.	120-170D	15'-6 LH FEEDER CUP SHAFT		
39.	120-169D	15'-6 RH FEEDER CUP SHAFT		
39.	120-101D	15'-7LH FEEDER CUP SHAFT		
39.	120-120D	15'-7 RH FEEDER CUP SHAFT		
39.	120-115D	15'-7 1/2 LH FEEDER CUP SHAFT		
39.	120-121D	15'-7 1/2 RH FEEDER CHP SHAFT		
39.	120-116D	15'-8 LH FEEDER CUP SHAFT		
39.	120-122D	15'-8 RH FEEDER CUP SHAFT		
39.	120-117D	15'-10 LH FEEDER CUP SHAFT		
39.	120-123D	15'-10 RH FEEDER CUP SHAFT		
40.	118-268D	15' LH 6 FEEDER CUP CHANNEL		
40.	118-274D	15' RH 6 FEEDER CUP CHANNEL		
40.	118-267D	15' LH 7 FEEDER CUP CHANNEL		
40.	118-273D	15' RH 7 FEEDER CUP CHANNEL		
40.	118-266D	15' LH 7 1/2 FEEDER CUP CHNL		
40.	118-272D	15' RH 7 1/2 FEEDER CUP CHNL		

***Feeder Cup Channel Assembly (continued)***

---

(Applies to 2SF30 (1986+) only)

<b>Ref</b>	<b>Part No.</b>	<b>Part Description</b>	<b>Comments</b>	<b>Revision</b>
40.	118-265D	15' LH 8 FEEDER CUP CHANNEL		
40.	118-271D	15' RH 8 FEEDER CUP CHANNEL		
40.	118-264D	15' LH 10 FEEDER CUP CHANNEL		
40.	118-270D	15' RH 10 FEEDER CUP CHANNEL		
41.	803-088C	NUT HEX LOCK 1/4-20 FLG		
42.	817-200C	1 1/4 WIDE FEEDER CUP PLUG		2nd rev.
42.	109-009H	RPBY 817-200C		Use existing stock; 1st rev.
43.	118-331D	FEEDER CUP DIVIDER CLIP		
44.	801-057C	SCR SELF TAP 8X3/8 TYPE25 BT		
45.	817-004C	NYLON WASHER-SPLIT		
46.	817-073C	SEED CUP WASHER RETAINER		
47.	817-096C	SEED CUP LEFT HALF		
48.	817-095C	SEED CUP DOOR		
49.	817-097C	SEED CUP RIGHT HALF		
50.	817-071C	SEED CUP ADJUSTMENT HANDLE		

***Feeder Cup Channel Assembly (continued)***

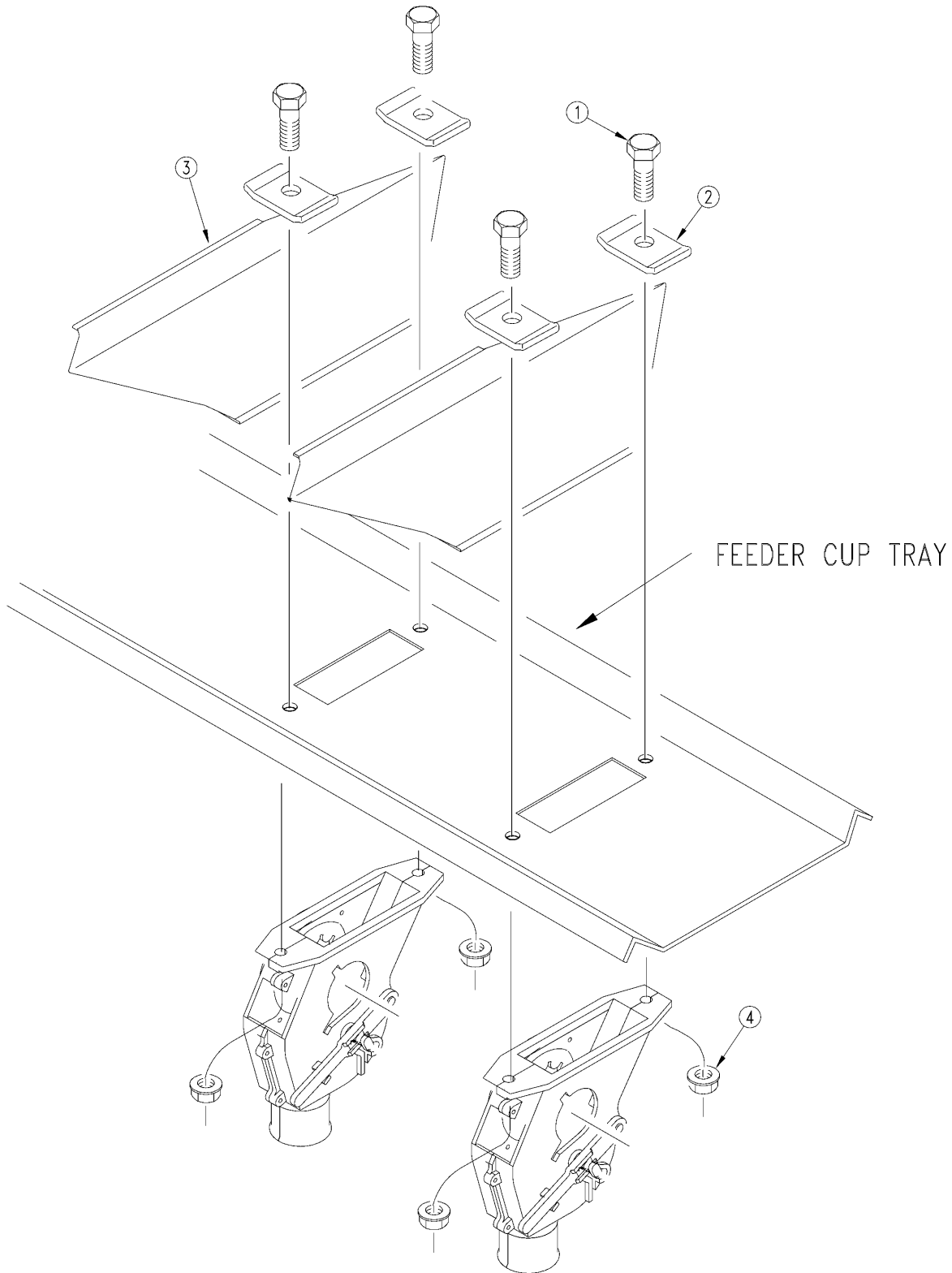
---

(Applies to 2SF30 (1986+) only)

***This Page Intentionally Left Blank***

### V-Bottom Feeder Cup Tray Divider (Option)

(Applies to 2SF24 (1986+), 2SF30 (1986+) only)



11371



## ***V-Bottom Feeder Cup Tray Divider (Option)***

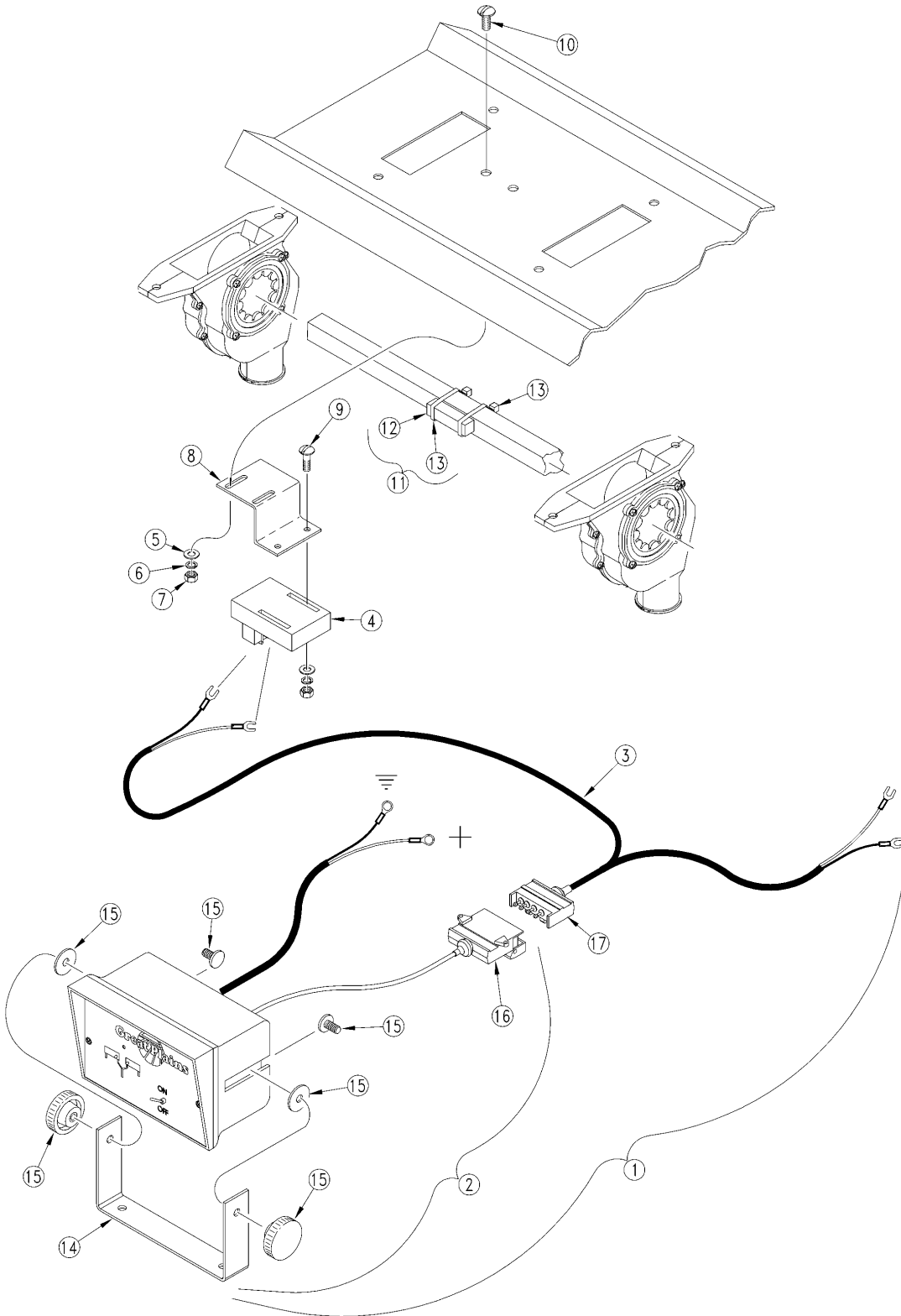
---

**(Applies to 2SF24 (1986+), 2SF30 (1986+) only)**

<b>Ref</b>	<b>Part No.</b>	<b>Part Description</b>	<b>Comments</b>	<b>Revision</b>
	dwg11371	Image No.		
1.	802-004C	HHCS 1/4-20X3/4 GR5		
2.	118-331D	FEEDER CUP DIVIDER CLIP		
3.	118-325D	FEEDER CUP DIVIDER 6' S.S. BOX		
3.	118-326D	FEEDER CUP DIVIDER 7' S.S. BOX		
3.	118-327D	FEEDER CUP DIVIDER 7.5 SS BOX		
3.	118-328D	FEEDER CUP DIVIDER 8 S.S. BOX		
3.	118-329D	FEEDER CUP DIVIDER 10 S.S. BOX		
4.	803-088C	NUT HEX LOCK 1/4-20 FLG		
4.	890-179C	SILICON 35YR CLEAR 10 OZ	Not shown.	

# Vansco Shaft Monitor (Option)

(Applies to 2SF24 (1986+), 2SF30 (1986+) only)



16769

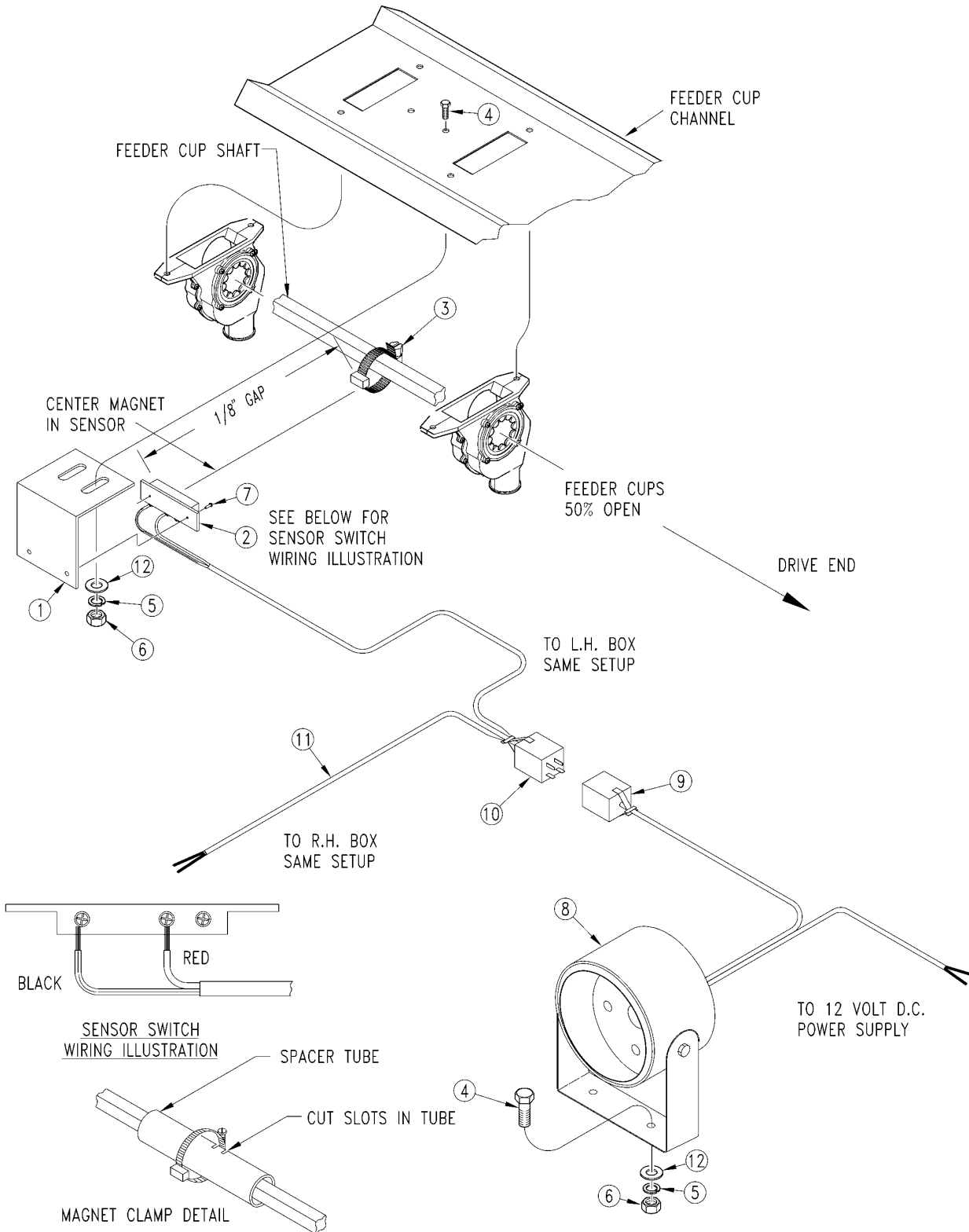
## ***Vansco Shaft Monitor (Option)***

**(Applies to 2SF24 (1986+), 2SF30 (1986+) only)**

<b>Ref</b>	<b>Part No.</b>	<b>Part Description</b>	<b>Comments</b>	<b>Revision</b>
	dwg16769	Image No.		
1.	823-059C	VANSCO 2 CHANNEL SHAFT MONITOR		
1.	823-060C	VANSCO 3 CHANNEL SHAFT MONITOR		
1.	823-076C	VANSCO 2 CHNL SHAFT MNTR-2SNT		
2.	253001	VANSCO CONTROL BOX ASSY 2 CH		
2.	253000	VANSCO CONTROL BOX ASSY 3CH		
3.	253701	VANSCO HARNESS 2 CH 40FT		
3.	253700	VANSCO HARNESS 3 CH 60FT		
4.	VA-080002	REED SWITCH PICK-UP		2nd rev.
4.	080002	REPLACED BY VA-080002		Use existing stock; 1st rev.
5.	804-088C	WASHER FLAT #8 PLT		
6.	804-043C	WASHER LOCK #8		
7.	803-064C	NUT HEX 8-32		
8.	116-181D	VANSCO SWITCH BRACKET		2nd rev.
8.	116-169D	RPBY 116-181D		Use existing stock; 1st rev.
9.	801-067C	SCREW RD HD 8-32 X 1 1/2LG PLT		
10.	801-016C	SCREW RD HD 8-32 X 1/2 LG PLT		
11.	116-132K	VANSCO MAGNET & CABLE TIE ASSY		2nd rev.
11.	116-119K	RPBY 116-132K		Use existing stock; 1st rev.
12.	890-321C	VANSCO MAGNET		
13.	800-112C	CABLE TIE .19X7.25 1.75D 50LB		
14.	VA-VMM253501	MOUNTING BRACKET	Service part for 823-060C.	
15.	VA-253307	VANSCO MOUNTING KNOB KIT	Service part for 823-060C.	
16.	VA-JX-B77	BRYLITE CONSOLE END	Service part for 823-060C.	
17.	VA-JX-B76	BRYLITE HARNESS END	Service part for 823-060C.	

**Nede Shaft Monitor (Option)**

(Applies to 2SF24 (1986+), 2SF30 (1986+) only)



16975

***Nede Shaft Monitor (Option)***

---

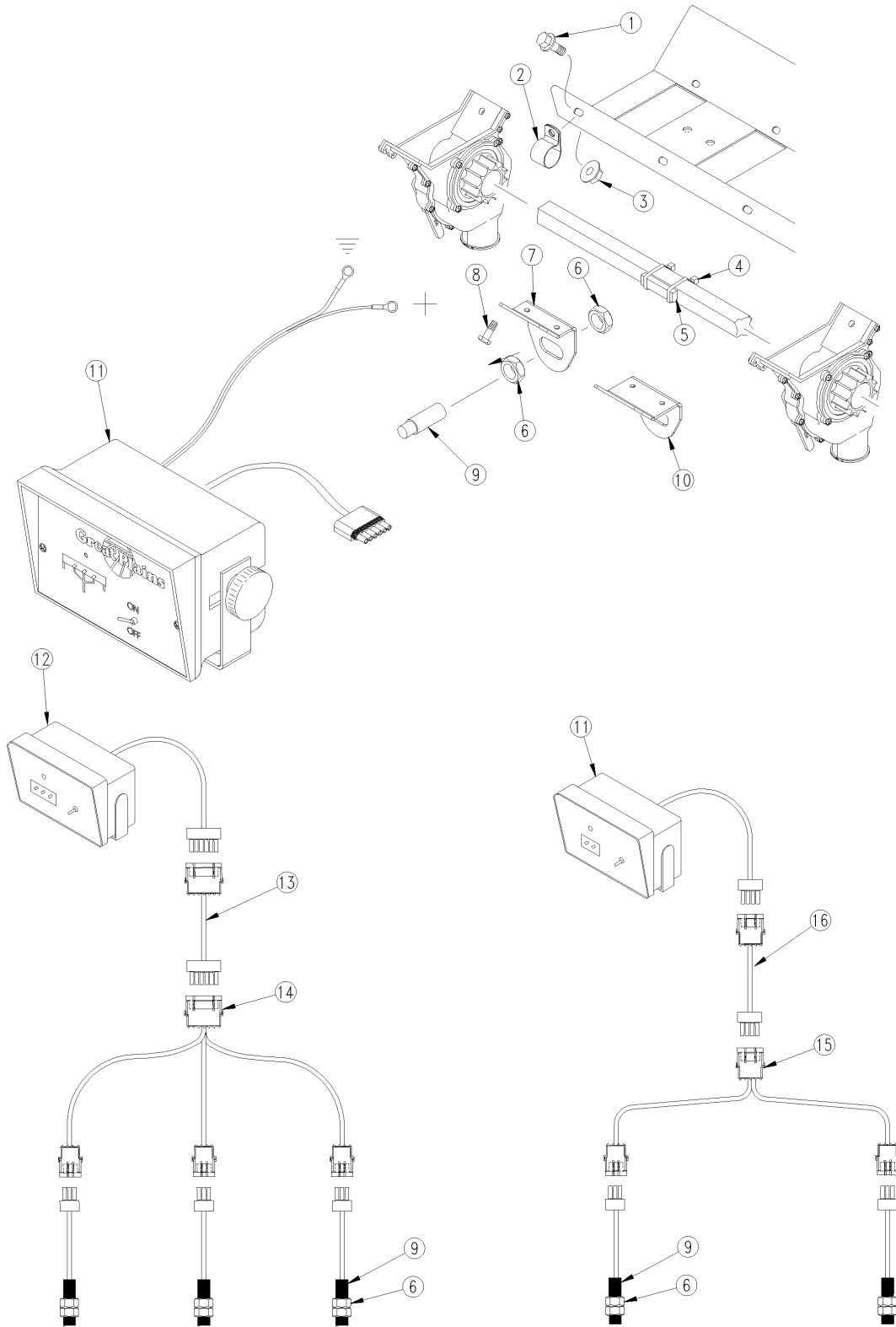
**(Applies to 2SF24 (1986+), 2SF30 (1986+) only)**

<b>Ref</b>	<b>Part No.</b>	<b>Part Description</b>	<b>Comments</b>	<b>Revision</b>
	dwg16975	Image No.		
1.	823-034C	SHAFT MONITOR MOUNTING PLATE		
2.	823-035C	SHAFT MONITOR SENSOR SWITCH		
3.	823-036C	RPBY 167-014V		
4.	802-004C	HHCS 1/4-20X3/4 GR5		
5.	804-006C	WASHER LOCK SPRING 1/4 PLT		
6.	803-006C	NUT-HEX 1/4-20 PLT		
7.	800-056C	RIVET POP 3/32 .125 AD32BS		
8.	823-048C	2-CHANNEL CONTROL BOX		
9.	823-047C	4 PIN FEMALE DISCONNECT		
10.	823-046C	4 PIN MALE DISCONNECT		
11.	823-044C	2CH. WIRING HARNESS		
12.	804-075C	WASHER FLAT 1/4 USS PLT		
12.	823-037C	OBSOLETE SHAFT MONITOR HDWARE	Includes items 1, 4 thru 7 & 12.	

[Table of Contents](#)   [Part Number Index](#)

**Loup Shaft Monitor (2 Channel 116-282A) (3 Channel 116-283A)**

(Applies to 2SF24 (1986+), 2SF30 (1986+) only)



34220

**Loup Shaft Monitor (2 Channel 116-282A) (3 Channel 116-283A)**

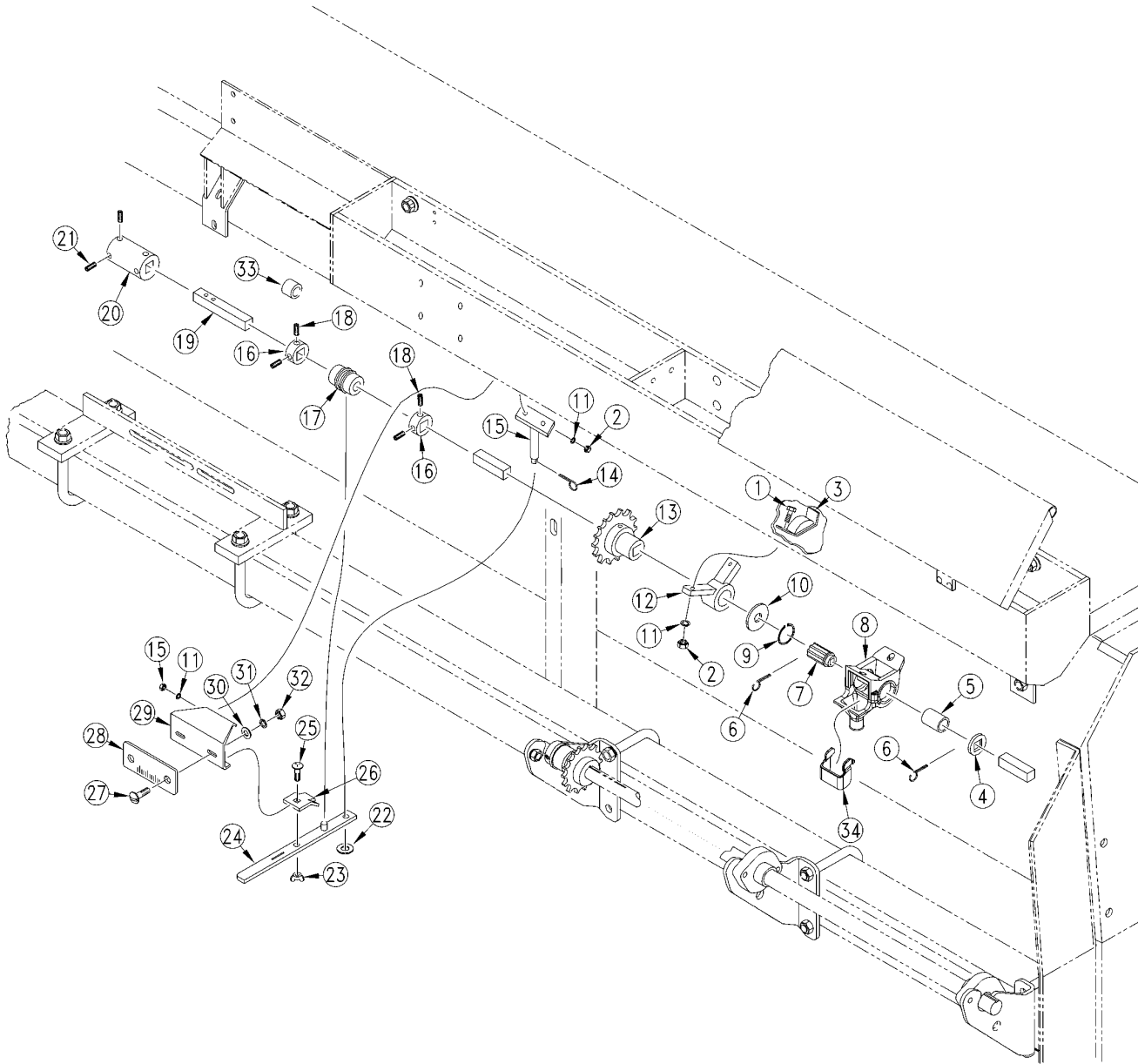
---

(Applies to 2SF24 (1986+), 2SF30 (1986+) only)

<b>Ref</b>	<b>Part No.</b>	<b>Part Description</b>	<b>Comments</b>	<b>Revision</b>
	dwg34220	Image No.		
1.	802-257C	HFSS 1/4-20X3/4 GR5		
2.	800-052C	HOSE CLIP 5/8 I.D.		
3.	803-088C	NUT HEX LOCK 1/4-20 FLG		
4.	770026	CABLE TIE, NYLON		
5.	540017	MAGNET, ADHESIVE BACKED, LARGE		
6.	710425	NUT HEX JAM, PLASTIC M16 X 2		
7.	116-019D	SHAFT SENSOR MOUNT		
8.	801-199C	SCR SELF TAP #10 X 3/4		
9.	253100	LOUP SHAFT SENSOR 2&3 CHANNEL		
10.	116-020D	SMALL CUP SENSOR MOUNT		
11.	253017	LOUP 3 CHANNEL SHAFT MONITOR		
12.	253016	LOUP 2 CHANNEL SHAFT MONITOR		
13.	833-595C	SHAFT MONITOR EXT. 30' 6P WP		
14.	318951	HARNESS 3 SHAFT MONITOR LOUP		
15.	253017	LOUP 3 CHANNEL SHAFT MONITOR		
16.	833-596C	SHAFT MONITOR EXT. 25' 4P WP		
17.	318917	HARNESS 2 SHAFT MONITOR LOUP		

# Small Seeds Metering Assembly

(Applies to 2SF24 (1986+), 2SF30 (1986+) only)



11432



***Small Seeds Metering Assembly***

**(Applies to 2SF24 (1986+), 2SF30 (1986+) only)**

<b>Ref</b>	<b>Part No.</b>	<b>Part Description</b>	<b>Comments</b>	<b>Revision</b>
	dwg11432	Image No.		
1.	802-078C	HHCS 1/4-20X5/8 GR5		
2.	803-006C	NUT-HEX 1/4-20 PLT		
3.	123-051D	SEED BOX SPROCKET CAP		
4.	804-042C	WASHER GRASS SEEDER CUP SHAFT		
5.	817-009C	GRASS SEEDER SLEEVE		
6.	805-067C	PIN COTTER 1/8 X 3/4		
7.	817-010C	GRASS SEEDER SPROCKET		
8.	817-504C	SML SEED FEEDER CUP ASSY	(2SF24 S/N 3430F+) (2SF30 S/N 3275G+)	2nd rev.
8.	817-008C	RPBY 817-504C	(2SF24 S/N 3429F-) (2SF30 S/N 3274G-)	1st rev.
9.	800-028C	SNAP RING .875		
10.	804-044C	WASHER FLAT 1 3/8X.876X.048 TH		
11.	804-006C	WASHER LOCK SPRING 1/4 PLT		
12.	817-026C	HANGER DRIVE SHAFT		
13.	123-053E	DRIVE SPROCKET SEED CUP		
14.	805-019C	PIN COTTER 5/32 X 1 PLT		
15.	123-050H	ADJUSTMENT HANDLE PIVOT		
16.	890-349C	3/8 SHAFT LOCKING COLLAR		2nd rev.
16.	123-436D	RPBY 890-349C		Use existing stock; 1st rev.
17.	123-116D	SEED ADJUSTMENT SPOOL		
18.	801-035C	SCREW SET 5/16-18 SKT KP X 3/8		
19.	123-207D	6-59 SEED CUP SHAFT		
19.	123-209D	7-59 SEED CUP SHAFT		
19.	123-211D	7-1/2 - 59 SEED CUP SHAFT		
19.	123-213D	10-59 SEED CUP SHAFT		
19.	123-215D	12-59 SEED CUP SHAFT L.H.		
19.	123-218D	6-81 SEED CUP SHAFT		
19.	123-219D	7-81 SEED CUP SHAFT L.H.		
19.	123-220D	7-81 SEED CUP SHAFT R.H.		
19.	123-221D	7-1/2 - 81 SEED CUP SHAFT		
19.	123-222D	8-81 SEED CUP SHAFT		
19.	123-223D	10-81 SEED CUP SHAFT		
19.	123-224D	12-81 SEED CUP SHAFT		
20.	123-217D	GRASS SEEDER SHAFT COUPLER		
21.	801-027C	SCR,HEX,SCKT. 5/16-24 X 5/16		
22.	804-012C	WASHER FLAT 3/8 SAE PLT		
23.	803-058C	NUT WING 5/16-18		
24.	123-051H	ADJUSTMENT HANDLE WELDMENT		
25.	802-092C	RHSNB 5/16-18X3/4 GR5		
26.	123-113D	LOCK TAB		
27.	801-001C	SCREW RD HD 8-32 X 3/8 BRASS		
28.	819-005C	NAME PLATE ADJ. GUIDE SHORT		
29.	123-112D	GAUGE MOUNTING BRACKET		
30.	804-003C	WASHER FLAT #8 BRASS		
31.	804-002C	WASHER INTERNAL STAR #8 BRASS		
32.	803-035C	NUT HEX 8-32 BRASS		
33.	123-127D	ADJUSTMENT SPOOL SPACER		
33.	123-155D	1 1/16 ADJ SPOOL SPACER		
33.	123-156D	11/16 ADJUSTMENT SPOOL SPACER		
33.	123-157D	12 ADJUSTMENT SPOOL SPACER		
33.	123-158D	10 ADJ. SPOOL SPACER		
33.	123-159D	8 ADJUSTMENT SPOOL SPACER		
33.	123-160D	7 1/2 ADJUSTMENT SPOOL SPACER		
33.	123-161D	7 ADJUSTMENT SPOOL SPACER		
33.	123-162D	1 1/8 ADJUSTMENT SPOOL SPACER		
33.	123-152D	1 13/16 ADJ SPOOL SPACER		

***Small Seeds Metering Assembly (continued)***

---

(Applies to 2SF24 (1986+), 2SF30 (1986+) only)

<b>Ref</b>	<b>Part No.</b>	<b>Part Description</b>	<b>Comments</b>	<b>Revision</b>
33.	123-153D	15/16 ADJUSTMENT SPOOL SPACER		
33.	123-154D	1/2 ADJUSTMENT SPOOL SPACER		
34.	817-806C	SMALL SEEDS CUP WIND SHIELD		

***Small Seeds Metering Assembly (continued)***

---

(Applies to 2SF24 (1986+), 2SF30 (1986+) only)

***This Page Intentionally Left Blank***



## Fertilizer Tray Assembly (2SF24) (S/N 3489F-)

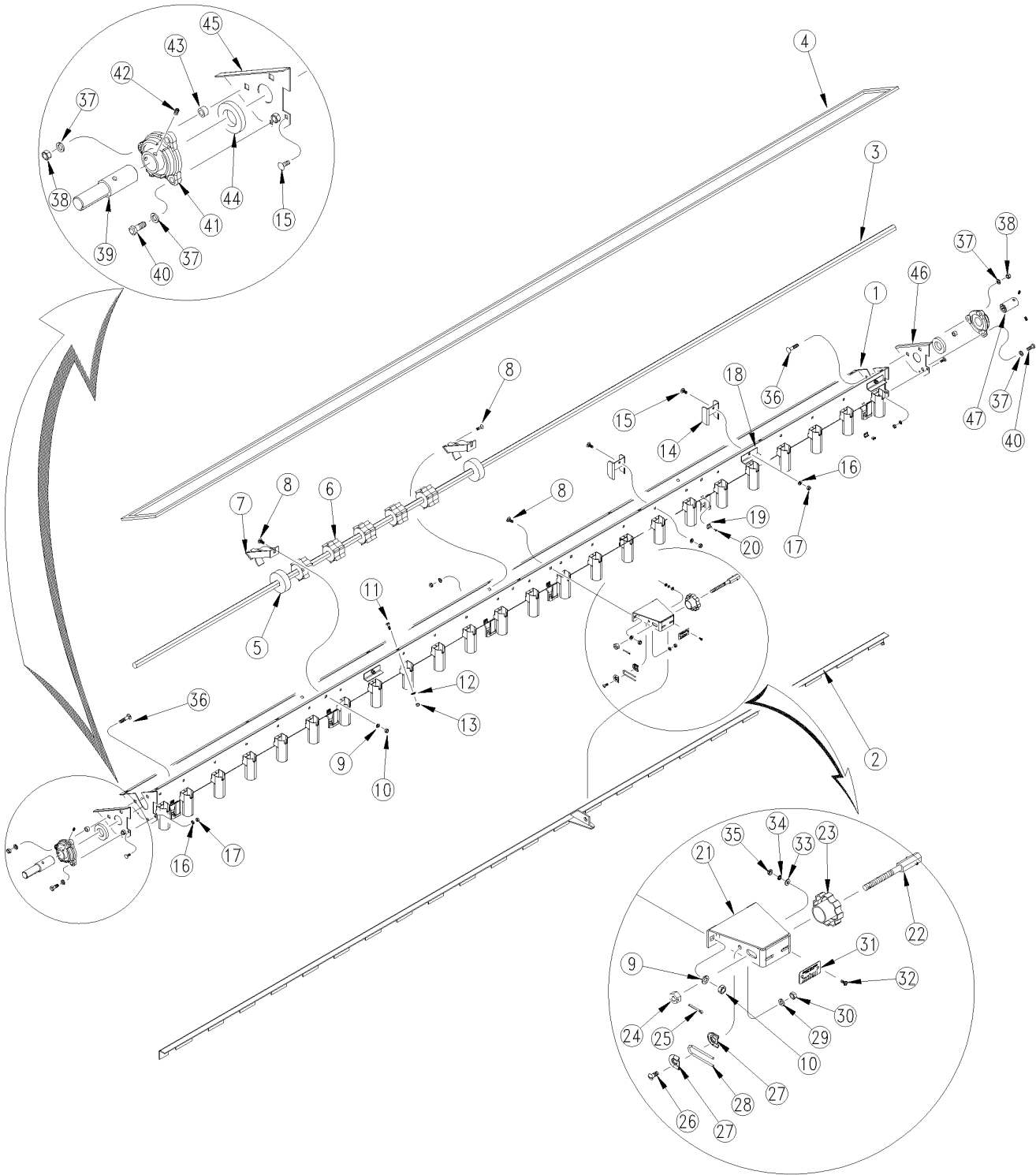
(Applies to 2SF24 (1986+) only)

Ref	Part No.	Part Description	Comments	Revision
	dwg10097	Image No.		
1.	142-043E	12'-6 FERT. TRAY WELDMENT		
1.	142-044E	12'-7 FERT. TRAY WELDMENT		
1.	142-045E	12'-7 1/2 FERT. TRAY WELDMENT		
1.	142-046E	12'-8 FERT. TRAY WELDMENT		
1.	142-047E	12'-10 FERT. TRAY WELDMENT		
2.	142-065E	12'-6 SLIDE WELDMENT		
2.	142-066E	12'-7 SLIDE WELDMENT		
2.	142-067E	12'- 7 1/2 SLIDE WELDMENT		
2.	142-068E	12'-8 SLIDE WELDMENT		
2.	142-069E	12'-10 SLIDE WELDMENT		
3.	990-024R	SEAL 5/16 X 3/4 DOR-TITE TRAY		
4.	142-095E	12' CLEAN-OUT HOLE COVER ASSY.		
5.	142-062D	12'CENTER CARRIER BUSHING		
6.	141-011E	FERT DROP TUBE ASSEMBLY BOX		
7.	141-041E	SLIDE STOP ASSEMBLY		
8.	141-084D	TRAY BEARING SPACER		
9.	141-083D	COVER PLATE TRAY		
10.	142-089K	12' STD. AGITATOR TUBE-COMP.	Used on 6", 7", 8", 10"	
10.	142-090K	12'-7 1/2 AGITATOR TUBE-COMP.	Used on 7.5"	
11.	890-026C	FELT SEAL		
12.	822-012C	BEARING 1 - 3-BOLT FLANGED		
13.	804-009C	WASHER LOCK SPRING 5/16 PLT		
14.	803-008C	NUT HEX 5/16-18 PLT		
15.	803-002C	NUT HEX SS 10-32		
16.	804-032C	WASHER LOCK INTERNAL #10 SS		
17.	803-004C	NUT HEX SS 1/4-20		
18.	804-033C	WASHER LOCK 1/4 SS		
19.	802-013C	HHCS 5/16-18X1 3/4 GR5		
20.	802-089C	RHSNB 1/4-20X3/4 SS		
21.	802-001C	HHCS 1/4-20X3/4 SS		
22.	803-003C	.00 HEX SS 1/4-20 NYLOCK		
23.	804-034C	WASHER FLAT 1/4 SAE SS		
24.	801-010C	SCREW PAN HD 10-32 X 3/8 SS		
25.	109-025H	ADJ LOCK PLATE ASS'Y - 1 1/2 W		
26.	141-013H	ADJUSTMENT ARM ASSEMBLY		
27.	803-016C	NUT WING 1/2-13 PLT		
28.	803-019C	NUT LOCK 1/2-13 PLT		
29.	142-082E	12' AGITATOR TUBE MACHINED		
30.	800-012C	RIVET SS 1/8 DIA		
31.	142-092E	12' STD. FIN ASSEMBLY		
31.	142-093E	12'-7 1/2 FIN ASSEMBLY-LONG		
31.	142-094E	12'-7 1/2 FIN ASSEMBLY-SHORT		
32.	800-032C	LATCH STRIKE		
33.	804-048C	WASHER MACH 2 1/2X1 3/4X.075		

# Table of Contents Part Number Index

## Fertilizer Tray Assembly (2SF24) (S/N3490F+)

(Applies to 2SF24 (1986+) only)



38128

***Fertilizer Tray Assembly (2SF24) (S/N3490F+)***

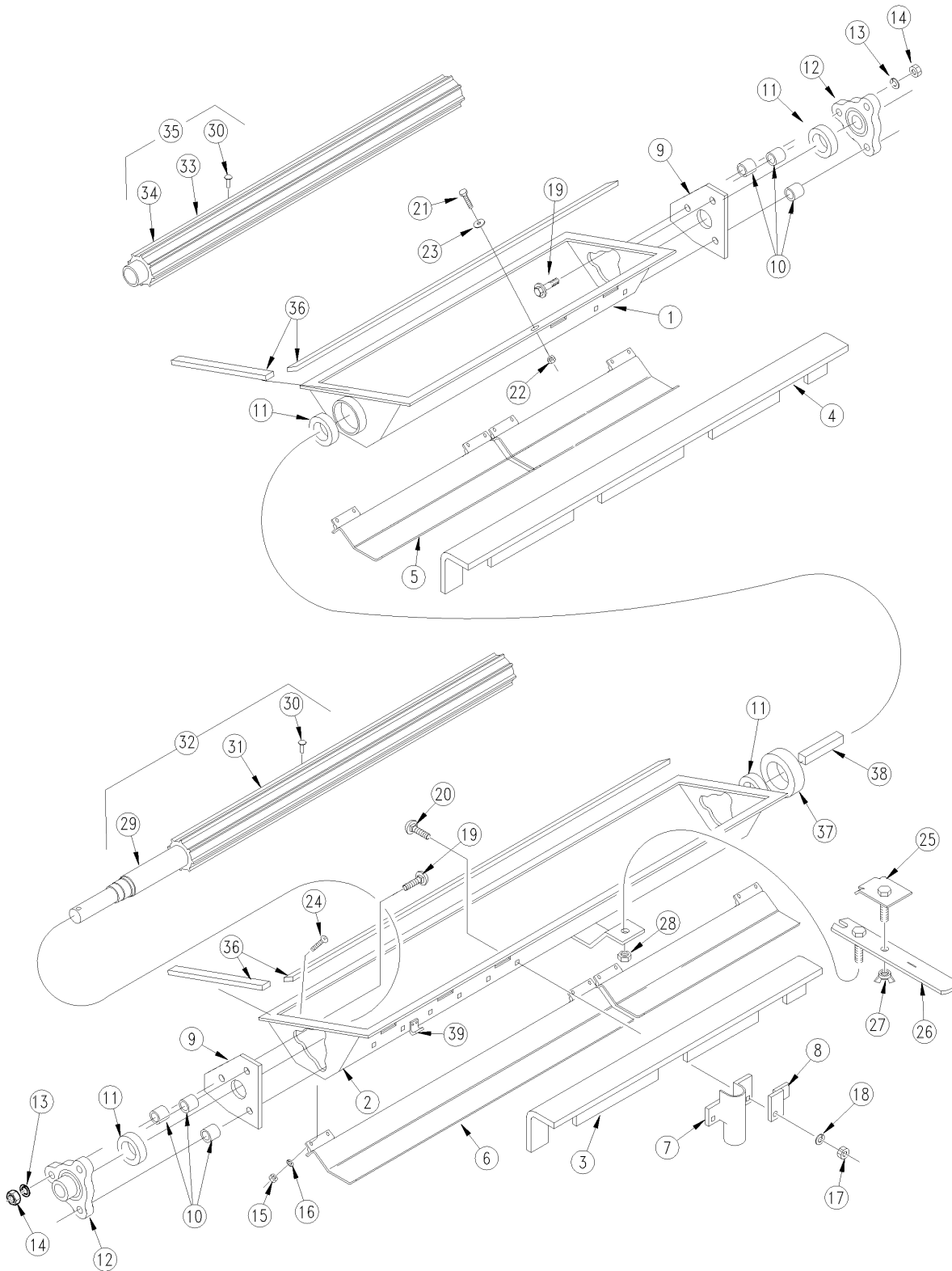
**(Applies to 2SF24 (1986+) only)**

<b>Ref</b>	<b>Part No.</b>	<b>Part Description</b>	<b>Comments</b>	<b>Revision</b>
	dwg 38128	Image No.		
1.	142-865H	2SF24 6" FERT TRAY WELDMENT	For left and right 6" spacing. Left shown.	
1.	142-870H	2SF24 7" FERT TRAY WELDMENT	For left and right 7" spacing	
1.	142-961H	2SF24 7.5" FERT TRAY WELDMENT	For left and right 7.5" spacing	
1.	142-965H	2SF24 8" FERT TRAY WELDMENT	For left and right 8" spacing	
1.	142-969H	2SF24 10" FERT TRAY WELDMENT	For left and right 10" spacing	
2.	142-867H	2SF24 6" FERT SLIDE GATE ASSM	For left and right 6" spacing	
2.	142-871H	2SF24 7" FERT SLIDE GATE WELDM	For left and right 7" spacing	
2.	142-962H	2SF24 7.5" SLIDE GATE WELDMENT	For left and right 7.5" spacing	
2.	142-966H	2SF24 8" FERT TRAY SLIDE WELDM	For left and right 8" spacing	
2.	142-970H	2SF24 10" FERT GATE SLIDE WELD	For left and right 10" spacing	
3.	142-327D	2SF24 FERT HEX SHAFT X 144.93		
4.	990-024R-2SF30	SEAL 5/16 x 3/4 x 24.4 ft		
5.	191-002D	MF FERT HEX BORE PLASTIC BUSH		
6.	817-053C	6 POINT FERT METERING WHEEL		
7.	175-102H	13' EW FERT BRG RETAINER		
8.	802-092C	RHSNB 5/16-18X3/4 GR5		
9.	804-009C	WASHER LOCK SPRING 5/16 PLT		
10.	803-008C	NUT HEX 5/16-18 PLT		
11.	802-001C	HHCS 1/4-20X3/4 SS		
12.	804-034C	WASHER FLAT 1/4 SAE SS		
13.	803-003C	NUT HEX SS 1/4-20 NYLOCK		
14.	191-018D	MF FERT STAR RETAINER SIDE PLT		
15.	802-089C	RHSNB 1/4-20X3/4 SS		
16.	804-033C	WASHER LOCK 1/4 SS		
17.	803-004C	NUT HEX SS 1/4-20		
18.	191-019D	MF FERT TRAY SLIDE SUPPORT		
19.	800-032C	LATCH STRIKE		
20.	800-012C	RIVET SS 1/8 DIA		
21.	191-001H	FERTILIZER ADJ BRKT WELDMENT		
22.	150-044S	FERTILIZER ADJUSTMENT ROD ASSY		
23.	817-021C	KNOB P.W. ADJUSTMENT		
24.	150-051D	ACME SLOTTED NUT		
25.	805-064C	PIN COTTER 7/64 X 1 LONG		
26.	801-018C	SCREW RD HD 1/4-20 X 5/8		
27.	122-065D	TENSION SPRING RETAINER		
28.	807-020C	SPRING SCREW ADJ TENSION STRHT		
29.	804-006C	WASHER LOCK SPRING 1/4 PLT		
30.	803-006C	NUT HEX 1/4-20 PLT		
31.	819-034C	FERTILIZER ADJUSTMENT GAUGE		
32.	801-001C	SCREW RD HD 8-32 X 3/8 BRASS		
33.	804-003C	WASHER FLAT #8 BRASS		
34.	804-002C	WASHER INTERNAL STAR #8 BRASS		
35.	803-035C	NUT HEX 8-32 BRASS		
36.	802-252C	RHSNB 3/8-16X1 3/4 GR5		
37.	804-013C	WASHER LOCK SPRING 3/8 PLT		
38.	803-014C	NUT HEX 3/8-16 PLT		
39.	147-028H	2SF FERT DRIVE ADAPTOR HUB		
40.	802-017C	HHCS 3/8-16X1 GR5		
41.	822-083C	BRG FLG 1.25ID 3BOLT		
42.	801-009C	SCREW SET 1/4-28 SH X 1/2 LG		
43.	141-084D	TRAY BRG SPACER		
44.	890-026C	FELT SEAL		
45.	191-006H	MF FERT TRAY END PLT WLDMT LH		
46.	191-007H	MF FERT TRAY END PLT WLDMT RH		
47.	191-001D	MF FERT .75 HEX BORE BUSHING		

# Table of Contents Part Number Index

## Fertilizer Tray Assembly (2SF30) (S/N3449G-)

(Applies to 2SF30 (1986+) only)



10231



***Fertilizer Tray Assembly (2SF30) (S/N3449G-)***

**(Applies to 2SF30 (1986+) only)**

<b>Ref</b>	<b>Part No.</b>	<b>Part Description</b>	<b>Comments</b>	<b>Revision</b>
	dwg10231	Image No.		
1.	142-054E	15'-6 FERT. TRAY WELDMENT		
1.	142-055E	15'-7 FERT. TRAY WELDMENT		
1.	142-056E	15'-7 1/2 FERT. TRAY WELDMENT		
1.	142-057E	15'-8 FERT. TRAY WELDMENT		
1.	142-058E	15'-10 FERT. TRAY WELDMENT		
2.	142-003E	12',14' & 15' FERT TRAY		
2.	142-084E	14'& 15'-7 FERT. TRAY WELDMENT		
2.	142-085E	14'& 15'-7 1/2 FERT TRAY WLDMT		
2.	142-086E	14'& 15'-8 FERT. TRAY WELDMENT		
2.	142-087E	14'& 15'-10 FERT TRAY WELDMENT		
3.	141-014E	6 SLIDE ASSEMBLY		
3.	141-016E	7 SLIDE ASSEMBLY		
3.	142-127E	7 1/2 SLIDE WELDMENT-LONG		
3.	141-018E	8 SLIDE ASSEMBLY		
3.	141-020E	10 SLIDE ASSEMBLY		
4.	142-076E	15'-6 SLIDE EXTENSION WLDM'T.		
4.	142-077E	15'-7 SLIDE EXTENSION WLDM'T.		
4.	142-078E	15'-7 1/2 SLIDE EXTENSION WDMT		
4.	142-079E	15'-8 SLIDE EXTENSION WLDM'T.		
4.	142-080E	15'-10 SLIDE EXTENSION WLDM'T.		
5.	142-096E	15' EXT. CLEAN-OUT HOLE COVER		
6.	141-063E	CLEAN OUT HOLE CVR ASSY6,10,12		
6.	141-064E	CLEAN OUT HOLE COVER ASSEMBLY		
6.	141-065E	CLEAN OUT HOLE COVER ASSEMBLY		
7.	141-011E	FERT DROP TUBE ASSEMBLY BOX		
8.	141-041E	SLIDE STOP ASSEMBLY		
9.	141-083D	COVER PLATE TRAY		
10.	141-084D	TRAY BEARING SPACER		
11.	890-026C	FELT SEAL		
12.	822-012C	BEARING 1 - 3-BOLT FLANGED		
13.	804-009C	WASHER LOCK SPRING 5/16 PLT		
14.	803-008C	NUT HEX 5/16-18 PLT		
15.	803-002C	NUT HEX SS 10-32		
16.	804-032C	WASHER LOCK INTERNAL #10 SS		
17.	803-004C	NUT HEX SS 1/4-20		
18.	804-033C	WASHER LOCK 1/4 SS		
19.	802-013C	HHCS 5/16-18X1 3/4 GR5		
20.	802-089C	RHSNB 1/4-20X3/4 SS		
21.	802-001C	HHCS 1/4-20X3/4 SS		
22.	803-003C	.00 HEX SS 1/4-20 NYLOCK		
23.	804-034C	WASHER FLAT 1/4 SAE SS		
24.	801-010C	SCREW PAN HD 10-32 X 3/8 SS		
25.	109-025H	ADJ LOCK PLATE ASS'Y - 1 1/2 W		
26.	141-013H	ADJUSTMENT ARM ASSEMBLY		
27.	803-016C	NUT WING 1/2-13 PLT		
28.	803-019C	NUT LOCK 1/2-13 PLT		
29.	142-005E	14'& 15' AGITATOR TUBE -DRIVE		
29.	142-126E	14'& 15' AGITATOR TB. NONDRIVE		
30.	800-012C	RIVET SS 1/8 DIA		
31.	145-022S	AGITATOR FIN ASSEMBLY		
32.	142-011K	12',14', & 15'AGITATOR TUBE	Shown LH	
32.	142-158K	14' & 15' AGITATOR TB. NONDRIVE		
33.	142-083E	15' AGITATOR TUBE EXT.NONDRIVE		
33.	142-005E	14'& 15' AGITATOR TUBE -DRIVE		
34.	142-161S	15' FIN ASSEMBLY		
35.	142-091K	15' AGITATOR TUBE EXT.NONDRIVE	Shown LH	
35.	142-160K	15' AGITATOR TUBE EXT DRIVEEND		

***Fertilizer Tray Assembly (2SF30) (S/N3449G-) (continued)***

---

(Applies to 2SF30 (1986+) only)

<b>Ref</b>	<b>Part No.</b>	<b>Part Description</b>	<b>Comments</b>	<b>Revision</b>
36.	990-024R	SEAL 5/16 X 3/4 DOR-TITE TRAY		
37.	142-029D	CENTER DRIVE BUSHING		
38.	142-022D	CENTER CONNECTOR SHAFT		
39.	800-032C	LATCH STRIKE		

***Fertilizer Tray Assembly (2SF30) (S/N3449G-) (continued)***

---

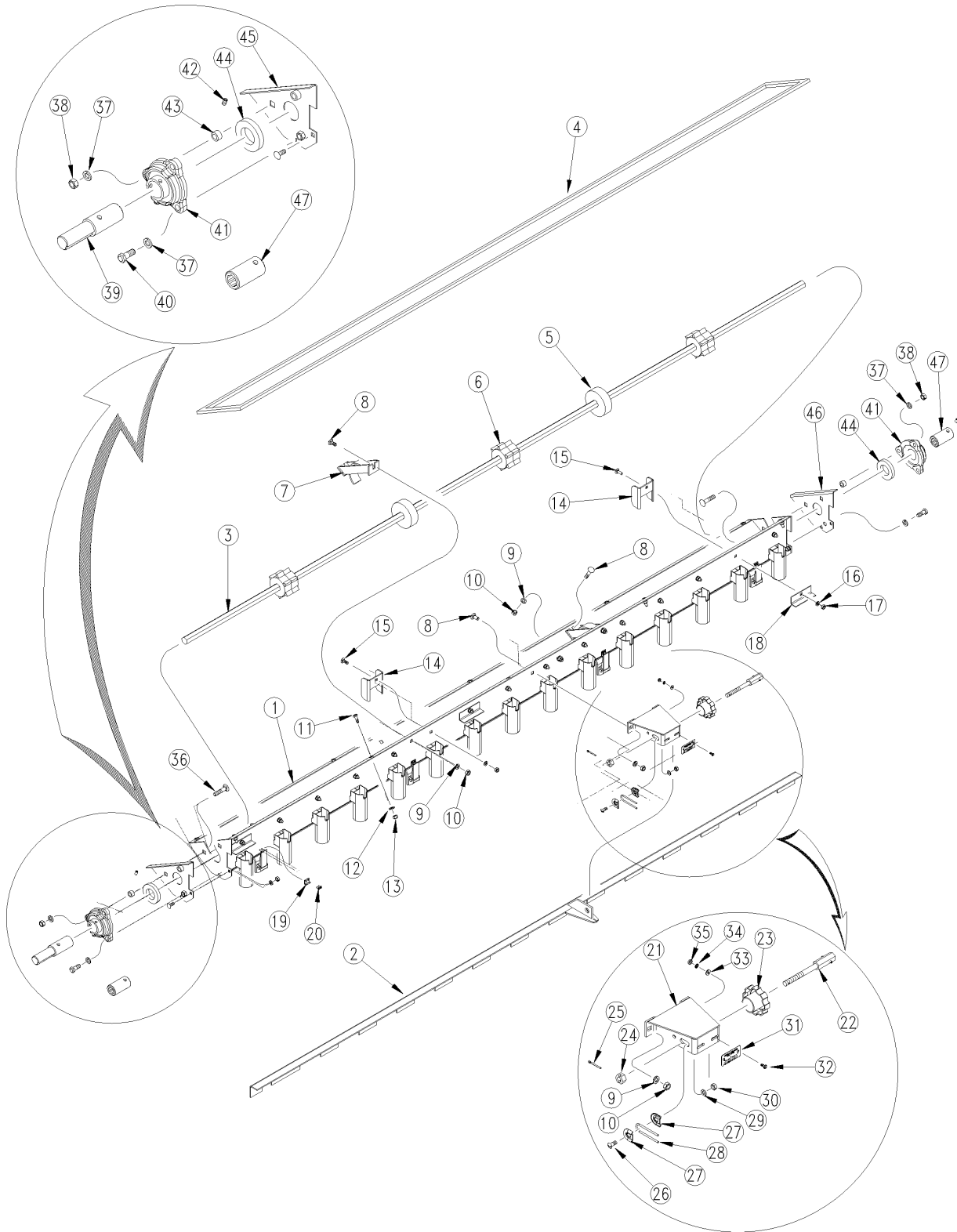
(Applies to 2SF30 (1986+) only)

***This Page Intentionally Left Blank***

# Table of Contents Part Number Index

## Fertilizer Tray Assembly (2SF30) (S/N 3450G+)

(Applies to 2SF30 (1986+) only)



38129

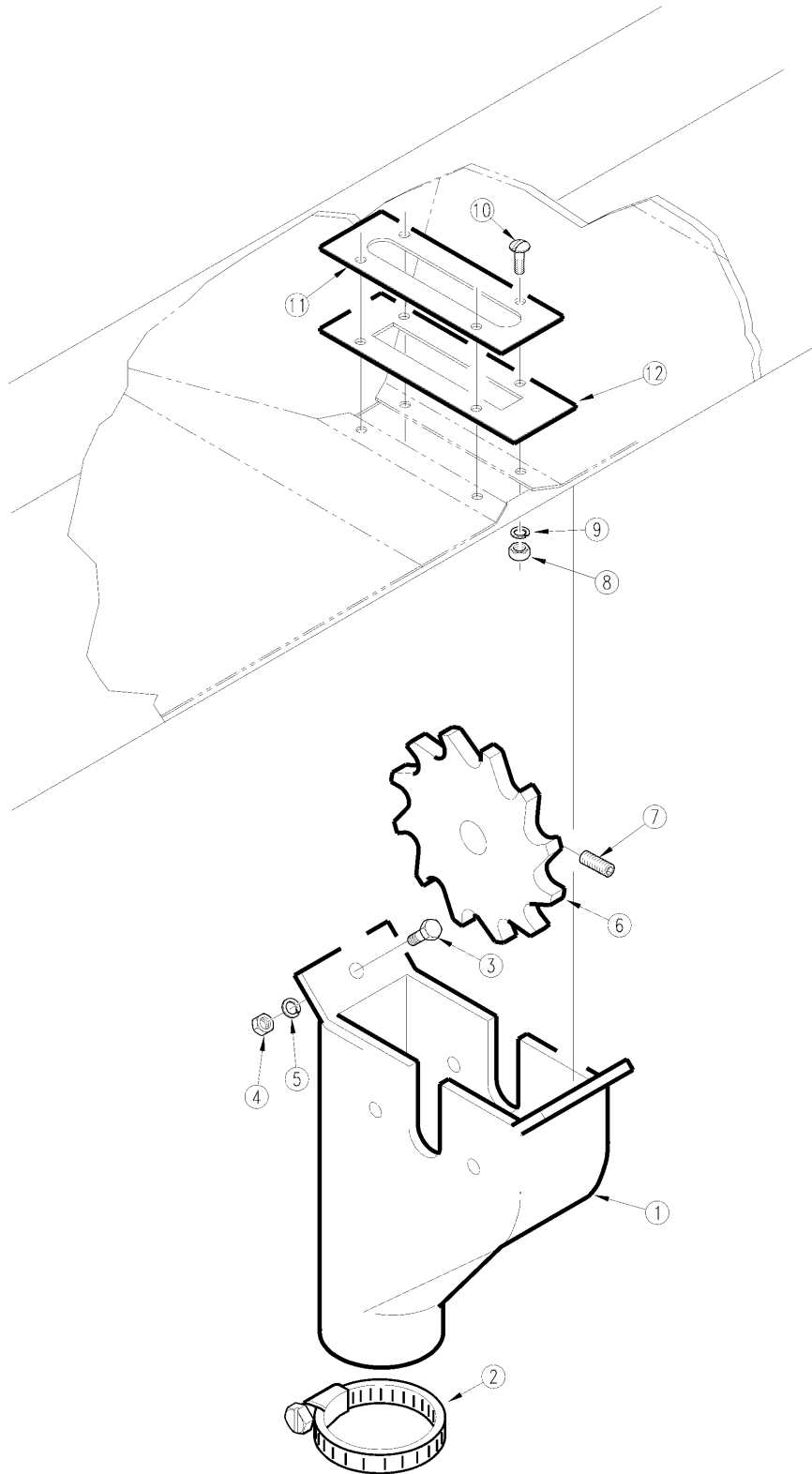
***Fertilizer Tray Assembly (2SF30) (S/N 3450G+)***

**(Applies to 2SF30 (1986+) only)**

<b>Ref</b>	<b>Part No.</b>	<b>Part Description</b>	<b>Comments</b>	<b>Revision</b>
	dwg 38129	Image No.		
1.	142-973H	2SF30 6" FERT TRAY WELDMENT	For left, middle and right 6" spacing. Left shown.	
1.	142-977H	2SF30 7" FERT TRAY WELDMENT	For left, middle and right 7" spacing	
1.	142-981H	2SF30 7.5" FERT TRAY WELDMENT	For left, middle and right 7.5" spacing	
1.	142-985H	2SF30 8" FERT TRAY WELDMENT	For left, middle and right 8" spacing	
1.	142-989H	2SF30 10" FERT TRAY WELDMENT	For left, middle and right 10" spacing	
2.	142-974H	2SF30 6" SLIDE GATE WELDMENT	For left, middle and right 6" spacing	
2.	142-978H	2SF30 7" SLIDE GATE WELDMENT	For left, middle and right 7" spacing	
2.	142-982H	2SF30 7.5" SLIDE GATE WELDMENT	For left, middle and right 7.5" spacing	
2.	142-986H	2SF30 8" SLIDE GATE WELDMENT	For left, middle and right 8" spacing	
2.	142-990H	2SF30 10" SLIDE GATE WELDMENT	For left, middle and right 10" spacing	
3.	142-339D	2SF30 FERT HEX SHAFT X 90.38		
4.	990-024R-2SF30P	SEAL 5/16 x 3/4 x 15 ft		
5.	191-002D	MF FERT HEX BORE PLASTIC BUSH		
6.	817-053C	6 POINT FERT METERING WHEEL		
7.	175-102H	13' EW FERT BRG RETAINER		
8.	802-092C	RHSNB 5/16-18X3/4 GR5		
9.	804-009C	WASHER LOCK SPRING 5/16 PLTM		
10.	803-008C	NUT HEX 5/16-18 PLT		
11.	802-001C	HHCS 1/4-20X3/4 SS		
12.	804-034C	WASHER FLAT 1/4 SAE SS		
13.	803-003C	NUT HEX SS 1/4-20 NYLOCK		
14.	191-018D	MF FERT STAR RETAINER SIDE PLT		
15.	802-089C	RHSNB 1/4-20X3/4 SS		
16.	804-033C	WASHER LOCK 1/4 SS		
17.	803-004C	NUT HEX SS 1/4-20BUB		
18.	191-019D	MF FERT TRAY SLIDE SUPPORT		
19.	800-032C	LATCH STRIKE		
20.	800-012C	RIVET SS 1/8 DIA		
21.	191-001H	FERTILIZER ADJ BRKT WELDMENT		
22.	150-044S	FERTILIZER ADJUSTMENT ROD ASSY		
23.	817-021C	KNOB P.W. ADJUSTMENT		
24.	150-051D	ACME SLOTTED NUT		
25.	805-064C	PIN COTTER 7/64 X 1 LONG		
26.	801-018C	SCREW RD HD 1/4-20 X 5/8		
27.	122-065D	TENSION SPRING RETAINER		
28.	807-020C	SPRING SCREW ADJ TENSION STRHT		
29.	804-006C	WASHER LOCK SPRING 1/4 PLT		
30.	803-006C	NUT HEX 1/4-20 PLT		
31.	819-034C	FERTILIZER ADJUSTMENT GAUGE		
32.	801-001C	SCREW RD HD 8-32 X 3/8 BRASS		
33.	804-003C	WASHER FLAT #8 BRASS		
34.	804-002C	WASHER INTERNAL STAR #8 BRASS		
35.	803-035C	NUT HEX 8-32 BRASS		
36.	802-252C	RHSNB 3/8-16X1 3/4 GR5		
37.	804-013C	WASHER LOCK SPRING 3/8 PLT		
38.	803-014C	NUT HEX 3/8-16 PLT		
39.	147-028H	2SF FERT DRIVE ADAPTOR HUB	Not used in middle section	
40.	802-017C	HHCS 3/8-16X1 GR5		
41.	822-083C	BRG FLG 1.25ID 3BOLT		
42.	801-009C	SCREW SET 1/4-28 SH X 1/2 LG		
43.	141-084D	TRAY BRG SPACER		
44.	890-026C	FELT SEAL		
45.	191-006H	MF FERT TRAY END PLT WLDMT LH		
46.	191-007H	MF FERT TRAY END PLT WLDMT RH		
47.	191-001D	MF FERT .75 HEX BORE BUSHING	Two needed in middle section	

## Native Grass Feed Cup Assembly

(Applies to 2SF24 (1986+), 2SF30 (1986+) only)



11385

## ***Native Grass Feed Cup Assembly***

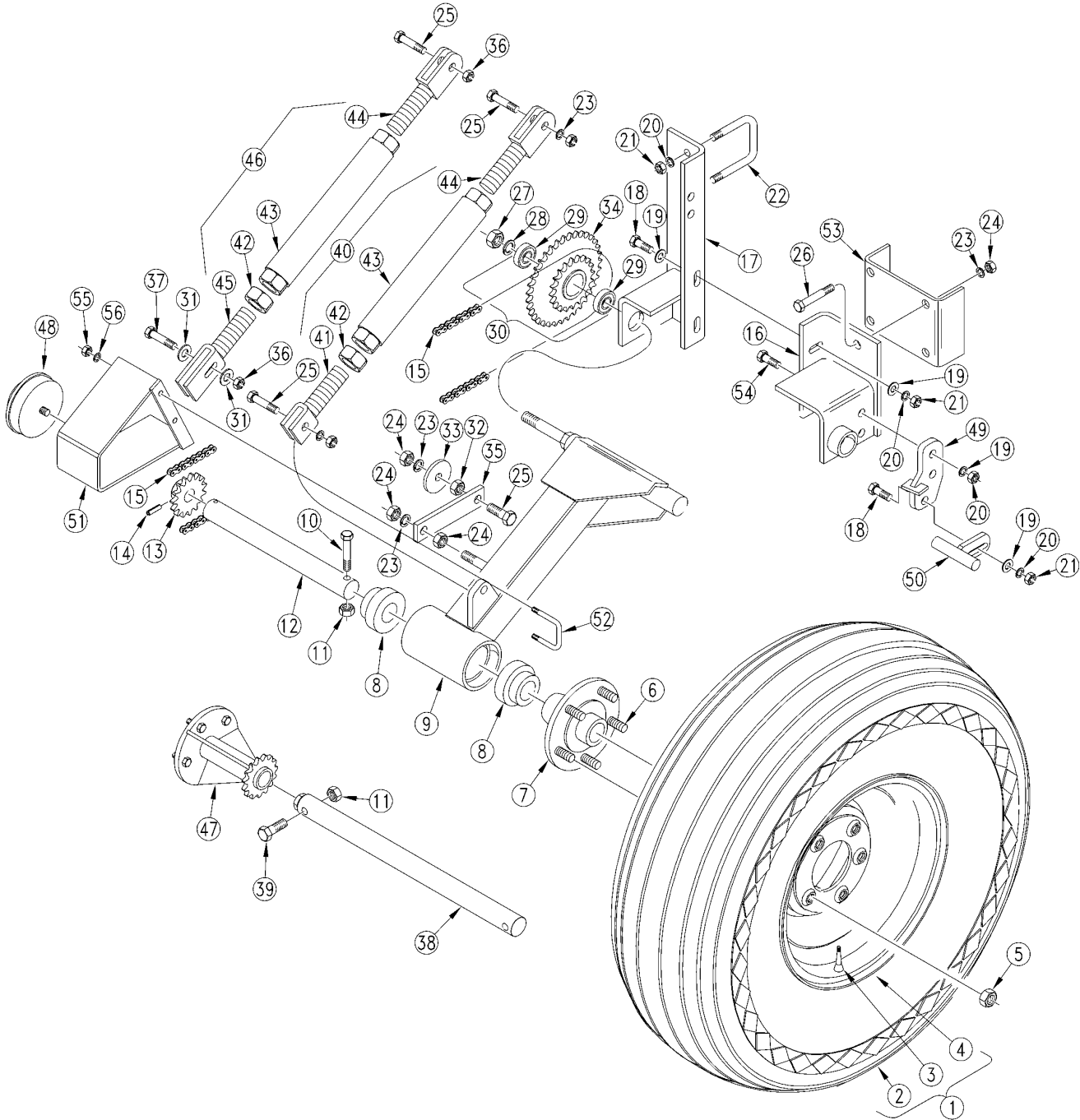
---

**(Applies to 2SF24 (1986+), 2SF30 (1986+) only)**

<b>Ref</b>	<b>Part No.</b>	<b>Part Description</b>	<b>Comments</b>	<b>Revision</b>
	dwg11385	Image No.		
1.	812-054C	CASTING GRASS SEED FEEDER CUP		
2.	800-067C	CLAMP BAND 2 1/2		
3.	802-004C	HHCS 1/4-20X3/4 GR5		
4.	803-006C	NUT-HEX 1/4-20 PLT		
5.	804-052C	WASHER LOCK 1/4 EXTERNAL TOOTH		
6.	202-007D	GRASS METER SPROCKET		
7.	801-023C	SCREW SET SH 3/8-16X3/8 TYPE C		
8.	803-001C	NUT HEX 10-24 PLT		
9.	804-004C	WASHER INTERNAL STAR #10 PLT		
10.	801-003C	SCREW RD HD SLT 10-24X1/2 PLT		
11.	202-055D	GRASS SEED METER WHEEL COVER		
12.	816-051C	GASKET GRASS SEED METER WHEEL		

# Gauge Wheel Drive

(Applies to 2SF24 (1986+), 2SF30 (1986+) only)





## Gauge Wheel Drive

**(Applies to 2SF24 (1986+), 2SF30 (1986+) only)**

Ref	Part No.	Part Description	Comments	Revision
	dwg10208	Image No.		
1.	109-058K	TIRE 9.5LX15 ON 6IN 5BOLT RIM	Includes items 2, 3 & 4	
2.	814-026C	RPBY 814-011C		
3.	816-035C	VALVE STEM TR415X.625X1 1/4 LG		
4.	814-005C	WHEEL 6 X 15 X 5 BOLT		
5.	803-017C	NUT LUG 1/2-20X90DEG PLT 13/16		
6.	802-135C	HUB STUD 1/2-20X1 5/8 GR5		
7.	200-012S	GAUGE WHEEL AXLE HUB W/STUDS		
8.	822-028C	BEARING GAUGE WHEEL		
9.	120-069H	LH GA WHL HANGER DRIVE END		
9.	120-070H	RH DRIVE GA WHL HANGER	Shown	
10.	802-039C	HHCS 1/2-13X3 GR5		
11.	802-019C	RHSSNB 5/16-18X10 1/2 GR5		
12.	120-124H	AXLE SHAFT WELDMENT		
13.	808-002C	SPKT 15 TEETH X 1 1/2 BORE		
14.	805-029C	PIN ROLL 5/16 X 2 1/4 PLT		
15.	136-001D	CHAIN RL 20-50A 37 PITCHES		2nd rev. Use existing stock; 1st rev.
15.	809-001C	RPBY 136-001D		
16.	120-043H	PIVOT MOUNT SHORT LH		
16.	120-044H	PIVOT MOUNT SHORT RH	Shown	
17.	120-041H	PIVOT MOUNT LONG LH		
17.	120-042H	PIVOT MOUNT LONG RH	Shown	
18.	802-082C	HHCS 1/2-13X1 3/4 GR5		
19.	804-016C	WASHER FLAT 1/2 SAE PLT		
20.	804-015C	WASHER LOCK SPRING 1/2 PLT		
21.	803-020C	NUT HEX 1/2-13 PLT		
22.	806-002C	U-BOLT 1/2-13 X 3 17/32 X4 3/4		
23.	804-022C	WASHER LOCK SPRING 5/8 PLT		
24.	803-021C	NUT HEX 5/8-11 PLT		
25.	802-055C	HHCS 5/8-11X2 GR5		
26.	802-062C	HHCS 5/8-11X5 GR5		
27.	803-027C	NUT HEX 3/4-10 PLT		
28.	804-023C	WASHER LOCK SPRING 3/4 PLT		
29.	822-043C	BRG .75ID SPEED CHANGE		
30.	120-145S	SPEEDCHANGE HUB 3/4 I.D.		
31.	804-021C	WASHER FLAT 5/8 SAE PLT		
32.	803-023C	NUT HEX JAM 5/8-11 PLT		
33.	109-064D	IDLER DISC		
34.	109-055E	SPEED CHANGE WELDMENT		
35.	120-035D	IDLER ARM BAR		
36.	803-148C	NUT HEX NYLOCK 5/8-11 PLT		
37.	802-057C	HHCS 5/8-11X2 1/4 GR5		
38.	120-126H	3-PT DUAL GA WHL AXLE SHAFT		
39.	802-226C	HHCS 1/2-13X2 3/4 GR5		
40.	120-065S	GW ADJ LINK ASSEMBLY	Not available.	
41.	120-002E	LOWER GAUGE WHEEL CLEVIS		
42.	803-032C	NUT HEX JAM 1 1/4-7 PLT		
43.	120-003E	GAUGE WHEEL ADJ LINK		
44.	120-001E	UPPER GAUGE WHEEL CLEVIS		
45.	120-170H	LOWER GW CLEVIS WELDMENT		
46.	120-190S	G.W. ADJ LINK ASSY	Includes items 41 thru 44.	
47.	120-080H	DUAL GW HUB WELDMENT		
48.	890-002C	ACRE METER 24'		
48.	890-012C	ACRE METER 30'		
49.	120-177H	GW DRIVE BRAKE MOUNT WELDMENT		
50.	120-178H	GW DRIVE BRAKE WELDMENT		
51.	202-327H	LOWER GUARD WELDMENT-LH		
51.	202-326H	LOWER GUARD WELDMENT-RH	Shown	

***Gauge Wheel Drive (continued)***

---

(Applies to 2SF24 (1986+), 2SF30 (1986+) only)

<b>Ref</b>	<b>Part No.</b>	<b>Part Description</b>	<b>Comments</b>	<b>Revision</b>
52.	806-021C	U-BOLT 3/8-16 X 3 1/32 X 4		
53.	120-053D	MOUNT CHANNEL		
54.	802-091C	HHCS 1/2-13X1 1/2 GR5		
55.	803-014C	NUT HEX 3/8-16 PLT		
56.	804-013C	WASHER LOCK SPRING 3/8 PLT		

***Gauge Wheel Drive (continued)***

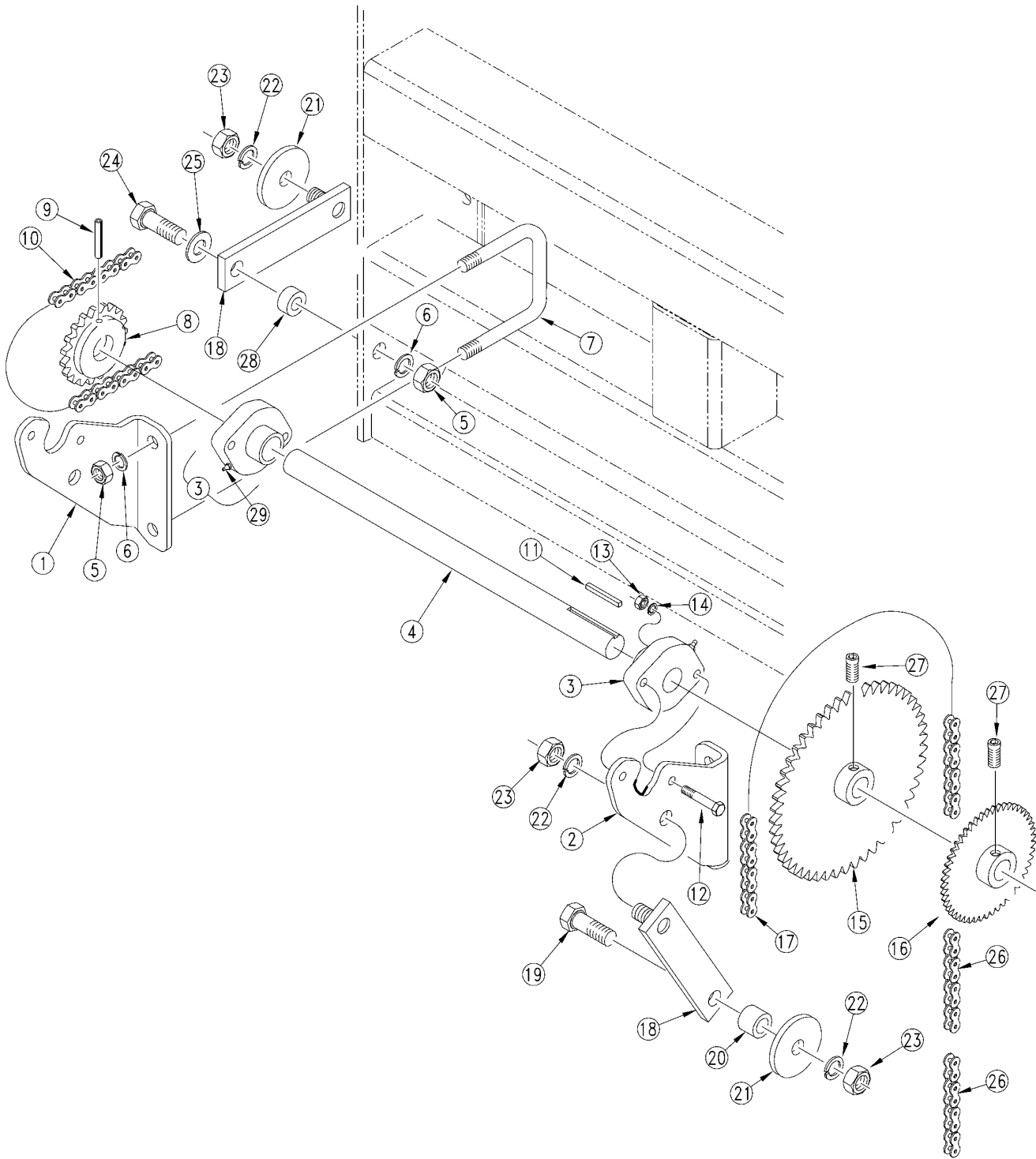
---

(Applies to 2SF24 (1986+), 2SF30 (1986+) only)

***This Page Intentionally Left Blank***

# Jack Shaft Drive

(Applies to 2SF24 (1986+), 2SF30 (1986+) only)



10997

## Jack Shaft Drive

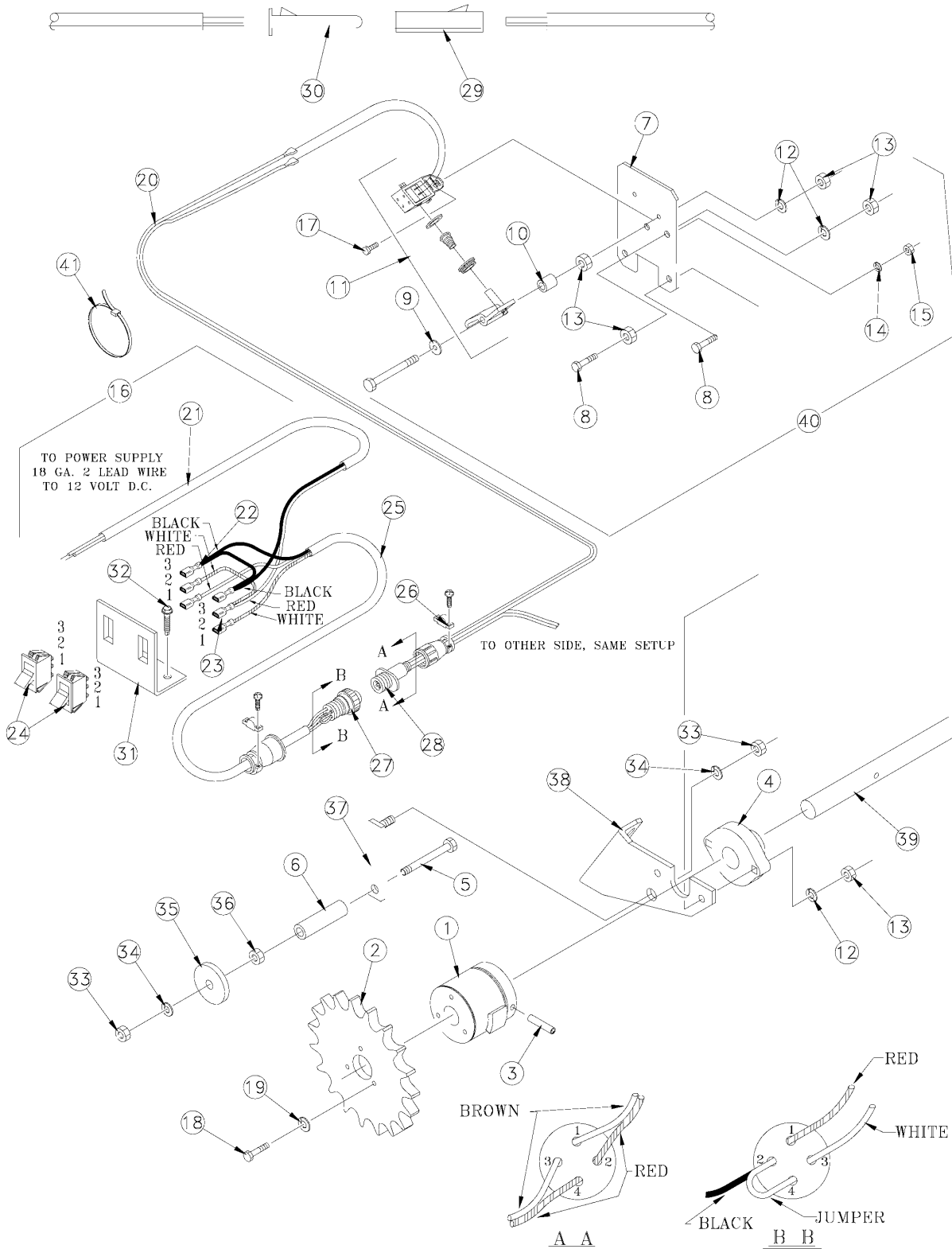
**(Applies to 2SF24 (1986+), 2SF30 (1986+) only)**

Ref	Part No.	Part Description	Comments	Revision
	dwg10997	Image No.		
1.	120-159D	JACKSHAFT BEARING BRACKET RH		
2.	120-160D	JACKSHAFT BEARING BRACKET LH		
3.	822-007C	BRG FLG 1.00ID 2BOLT		
4.	120-011D	13' JACKSHAFT		
5.	803-020C	NUT HEX 1/2-13 PLT		
6.	804-015C	WASHER LOCK SPRING 1/2 PLT		
7.	806-002C	U-BOLT 1/2-13 X 3 17/32 X4 3/4		
8.	808-004C	SPKT 50B15 X 1 BORE		
8.	808-116C	SPRKT 50 B 20 T00TH X 1 BORE	Special pea drive	
9.	805-029C	PIN ROLL 5/16 X 2 1/4 PLT		
10.	136-003D	CHAIN RL 20-50A 50 PITCHES		2nd rev.
10.	809-005C	RPBY 136-003D		Use existing stock; 1st rev.
11.	109-031D	JACK SHAFT - KEY		
12.	802-012C	HHCS 5/16-18X1 1/2 GR5		
13.	803-008C	NUT HEX 5/16-18 PLT		
14.	804-009C	WASHER LOCK SPRING 5/16 PLT		
15.	808-003C	SPKT 50B39 X 1 BORE		
16.	808-006C	SPKT 50B19 X 1 BORE		
17.	136-084D	CHAIN RL #20-50A 45 PITCHES		2nd rev.
17.	809-105C	RPBY 136-084D		Use existing stock; 1st rev.
18.	120-020H	CHAIN TIGHTENER JS-FEEDER CUP		
19.	802-055C	HHCS 5/8-11X2 GR5		
20.	120-176D	IDLER SPACER TUBE		
21.	109-064D	IDLER DISC		
22.	804-022C	WASHER LOCK SPRING 5/8 PLT		
23.	803-021C	NUT HEX 5/8-11 PLT		
24.	802-091C	HHCS 1/2-13X1 1/2 GR5		
25.	804-016C	WASHER FLAT 1/2 SAE PLT		
26.	136-142D	CHAIN RL #2050A 4 PITCHES		2nd rev.
26.	809-012C	RPBY 136-142D		Use existing stock; 1st rev.
27.	801-035C	SCREW SET 5/16-18 SKT KP X 3/8		
28.	152-055D	IDLER BAR SPACER		
29.	800-001C	GREASE ZERK STRAIGHT 1/4-28		

# Table of Contents    Part Number Index

## Electric Clutch Assembly (Option)

(Applies to 2SF24 (1986+), 2SF30 (1986+) only)



10868

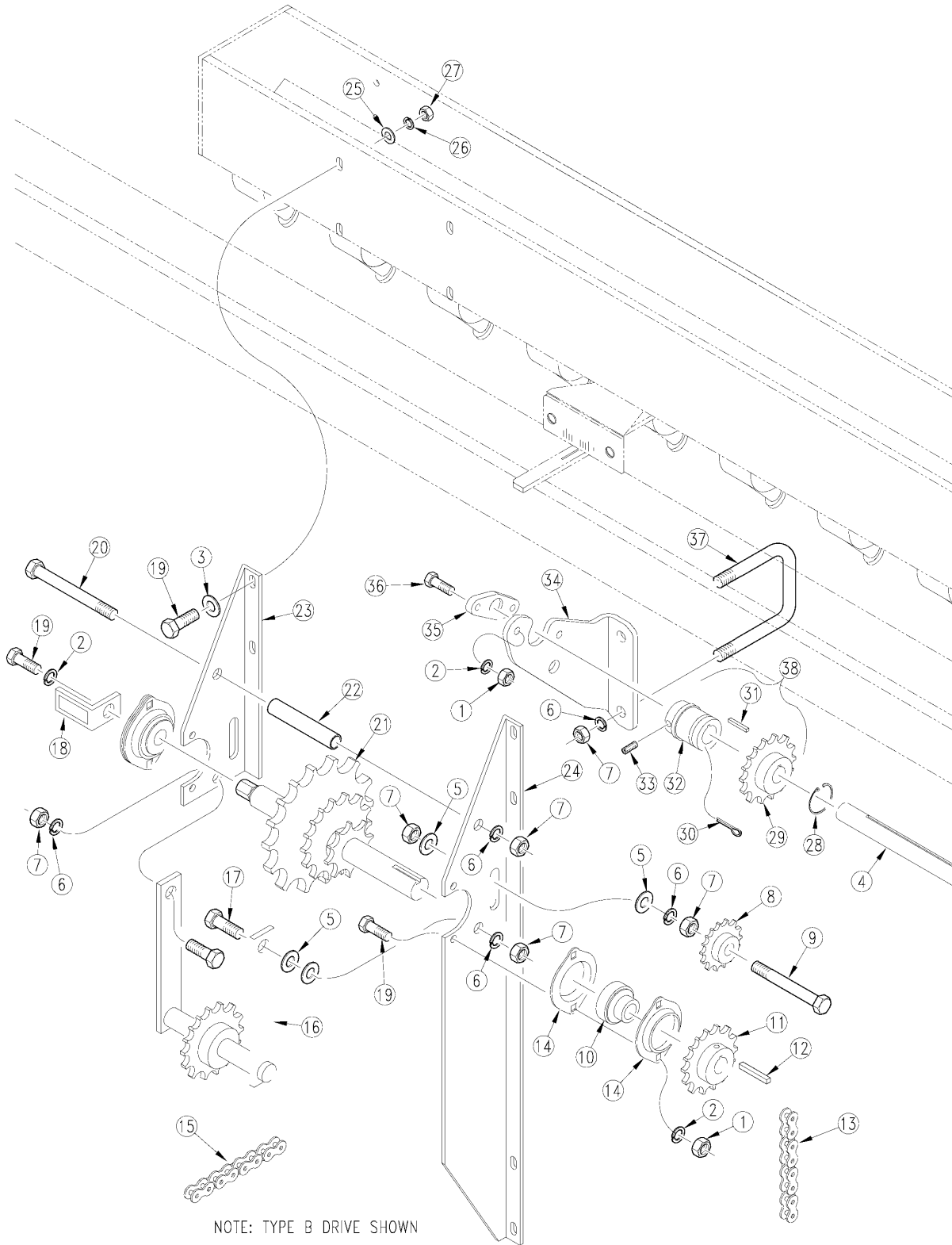
***Electric Clutch Assembly (Option)***

**(Applies to 2SF24 (1986+), 2SF30 (1986+) only)**

<b>Ref</b>	<b>Part No.</b>	<b>Part Description</b>	<b>Comments</b>	<b>Revision</b>
	dwg10868	Image No.		
1.	176-025S	CLUTCH CW		
1.	176-026S	CLUTCH CCW		
2.	172-018D	45' 3-SEC 39T CLUTCH SPROCKET		
2.	172-019D	11' 3-SEC 19T CLUTCH SPROCKET		
3.	805-062C	PIN ROLL 3/16 X 2 1/2 LG. PTL.		
4.	822-007C	BRG FLG 1.00ID 2BOLT		
5.	802-091C	HHCS 1/2-13X1 1/2 GR5		
6.	132-084D	INNER PIVOT BUSHING		
7.	116-052D	SOLENOID MOUNTING PLATE		
8.	802-115C	HHCS 5/16-18X2 GR5		
9.	804-036C	WASHER FLAT 5/16 SAE PLT		
10.	116-053D	CLUTCH PIVOT BUSHING		
11.	823-022C	COIL & ACTUATOR ASS'Y. CW		
11.	823-023C	COIL & ACTUATOR ASS'Y. CCW		
12.	804-009C	WASHER LOCK SPRING 5/16 PLT		
13.	803-008C	NUT HEX 5/16-18 PLT		
14.	804-054C	WASHER LOCK #10		
15.	803-001C	NUT HEX 10-24 PLT		
16.	823-021C	CLUTCH WIRING HARNESS		
17.	802-163C	HHCS #10-24X1/2 GR5		
18.	802-004C	HHCS 1/4-20X3/4 GR5		
19.	804-006C	WASHER LOCK SPRING 1/4 PLT		
20.	325-0014-001	2 LEAD 18 GA WIRE		
21.	309-1882-P00	BRN 2 LEAD 18 GA WIRE		
22.	122-2560-000	BRN FE DISCONT 1/4 (2WIRES)		
23.	122-2564-000	BRN FE DISCONT 1/4 (1WIRE)		
24.	110-0109-001	BRN ILLUMINATED ROCKER SWITCH		
25.	309-1883-P00	BRN 3 LEAD 18 GA WIRE		
26.	112-2510-001	AMP CONNECTOR CLAMP		
27.	112-2511-001	FEMALE 4 PRONG AMP CONNECTOR		
28.	112-2528-001	MALE 4 PRONG AMP CONNECTOR		
29.	112-2274-001	FEMALE SOCKET FOR AMP		
30.	112-2275-001	MALE PIN FOR AMP		
31.	116-054D	CLUTCH SWITCH MOUNTING PLATE		
32.	801-002C	SCREW HEX SLT10-16X1/2P:THD CT		
33.	803-021C	NUT HEX 5/8-11 PLT		
34.	804-022C	WASHER LOCK SPRING 5/8 PLT		
35.	109-064D	IDLER DISC		
36.	803-036C	NUT HEX JAM 1/2-13 PLT		
37.	120-020H	CHAIN TIGHTENER JS-FEEDER CUP		
38.	120-159D	JACKSHAFT BEARING BRACKET RH		
39.	120-011D	13' JACKSHAFT		
39.	120-030D	20' JACKSHAFT		
39.	120-167D	63 INCH JACKSHAFT		
39.	172-074D	WING JACKSHAFT		
40.	116-031K	CW CLUTCH & COIL ASSEMBLY		
40.	116-030K	CCW CLUTCH & COIL ASSEMBLY		
41.	800-082C	CABLE TIE .31X21.5 6DIA 120LB		

# Small Seeds Drive

(Applies to 2SF24 (1986+), 2SF30 (1986+) only)



11120



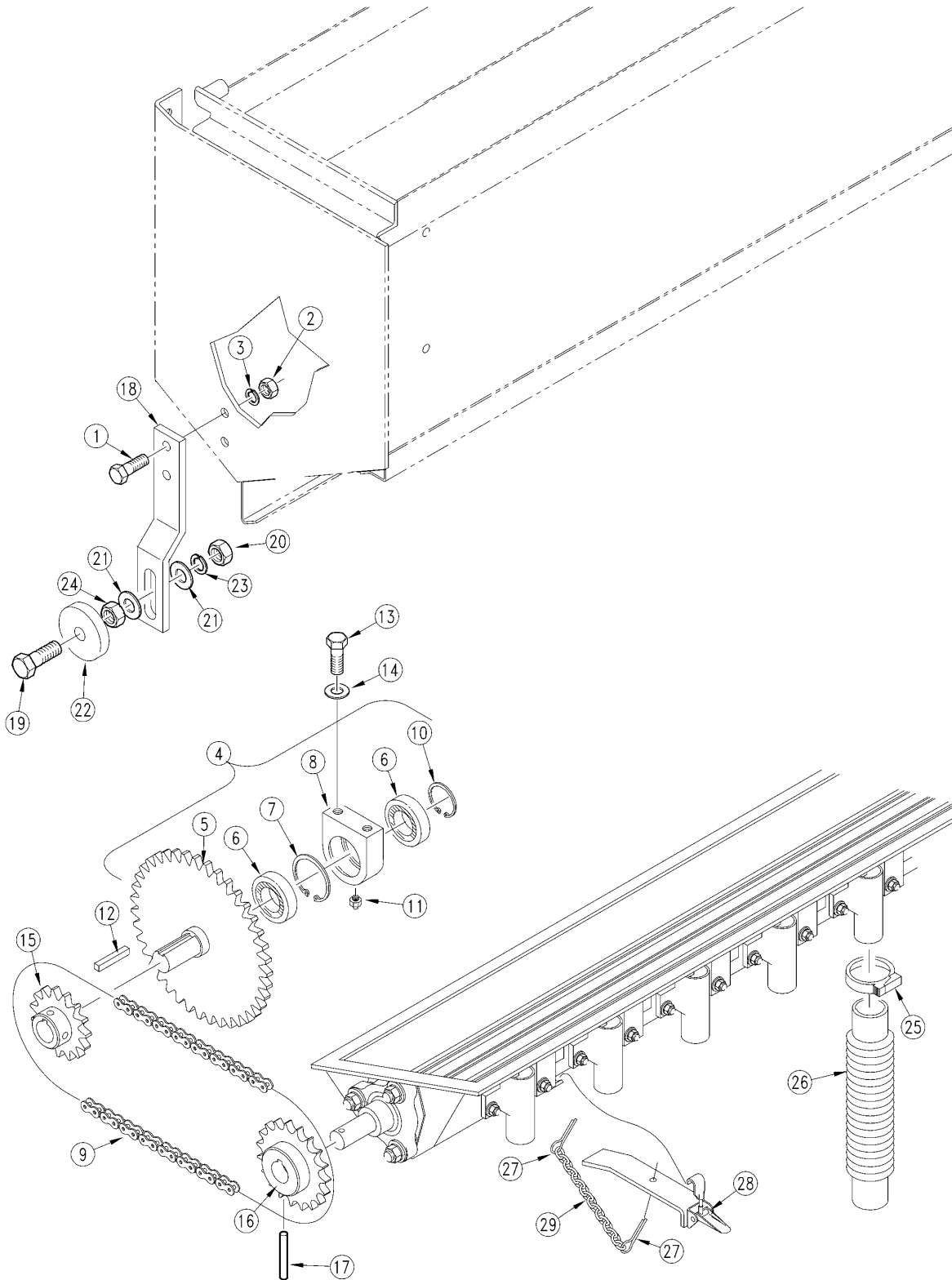
## Small Seeds Drive

(Applies to 2SF24 (1986+), 2SF30 (1986+) only)

Ref	Part No.	Part Description	Comments	Revision
	dwg11120	Image No.		
1.	803-008C	NUT HEX 5/16-18 PLT		
2.	804-009C	WASHER LOCK SPRING 5/16 PLT		
3.	804-010C	WASHER FLAT 5/16 USS PLT		
4.	123-052D	GRASS SEEDER JACKSHAFT 3-POINT		
5.	804-016C	WASHER FLAT 1/2 SAE PLT		
6.	804-015C	WASHER LOCK SPRING 1/2 PLT		
7.	803-036C	NUT HEX JAM 1/2-13 PLT		
8.	817-025C	NO. 40 12T IDLER SPKT.		
9.	802-226C	HHCS 1/2-13X2 3/4 GR5		
10.	822-040C	BRG INS .75IDX1.85OD SPH LCK		
11.	808-027C	SPKT 40B10 X 3/4 BORE		
12.	800-296C	KEY 3/16 X 7/8		2nd rev.
12.	123-146D	RPBY 800-296C		Use existing stock; 1st rev.
13.	136-011D	CHAIN RL #40 36 PITCHES		2nd rev.
13.	809-020C	RPBY 136-011D		Use existing stock; 1st rev.
14.	822-041C	FLANGETTE 47 MST		
15.	136-013D	CHAIN RL #40 76 PITCHES		3rd rev.
15.	136-002S	RPBY 136-013D		Use existing stock; 2nd rev.
15.	809-022C	RPBY 136-002S		Use existing stock; 1st rev.
16.	123-294H	CHAIN IDLER BRACKET		
17.	802-034C	HHCS 1/2-13X1 1/4 GR5		
18.	123-294D	GRASS SEEDER DRIVE INDICATOR		
19.	802-007C	HHCS 5/16-18X3/4 GR5		
20.	802-046C	HHCS 1/2-13X5 1/2 GR5		
21.	123-284H	GRASS SEED DRIVE CHANGE SHAFT		
22.	123-293D	DRIVE BRACKET SPACER TUBE		
23.	123-264D	DRIVE MOUNT BRACE TYPE B		
23.	123-265D	DRIVE MOUNT BRACE TYPE A		
24.	123-270D	2 SECTION TYPE A DRIVE BRACE		
24.	123-271D	2 SECTION TYPE B DRIVE BRACE		
25.	804-010C	WASHER FLAT 5/16 USS PLT		
26.	804-009C	WASHER LOCK SPRING 5/16 PLT		
27.	803-008C	NUT HEX 5/16-18 PLT		
28.	800-044C	SNAP RING EXT 1 1/2 SHAFT		
29.	123-285H	DRIVE SPROCKET ASSEMBLY		
30.	805-078C	PIN COTTER 3/32 X 2 PLT		
31.	123-004D	KEY 1/4 X 1		
32.	123-288D	SHEAR SPROCKET HUB		
33.	801-019C	SCREW SET SH 1/4-20 X 1/4 LG.		
34.	120-159D	JACKSHAFT BEARING BRACKET RH		
35.	822-007C	BRG FLG 1.00ID 2BOLT		
36.	802-012C	HHCS 5/16-18X1 1/2 GR5		
37.	806-002C	U-BOLT 1/2-13 X 3 17/32 X4 3/4		
38.	123-308S	SHEAR SPROCKET ASSEMBLY	Includes items 28, 29, 30, 32 and 33.	

# Fertilizer Drive

(Applies to 2SF24 (1986+), 2SF30 (1986+) only)



11242

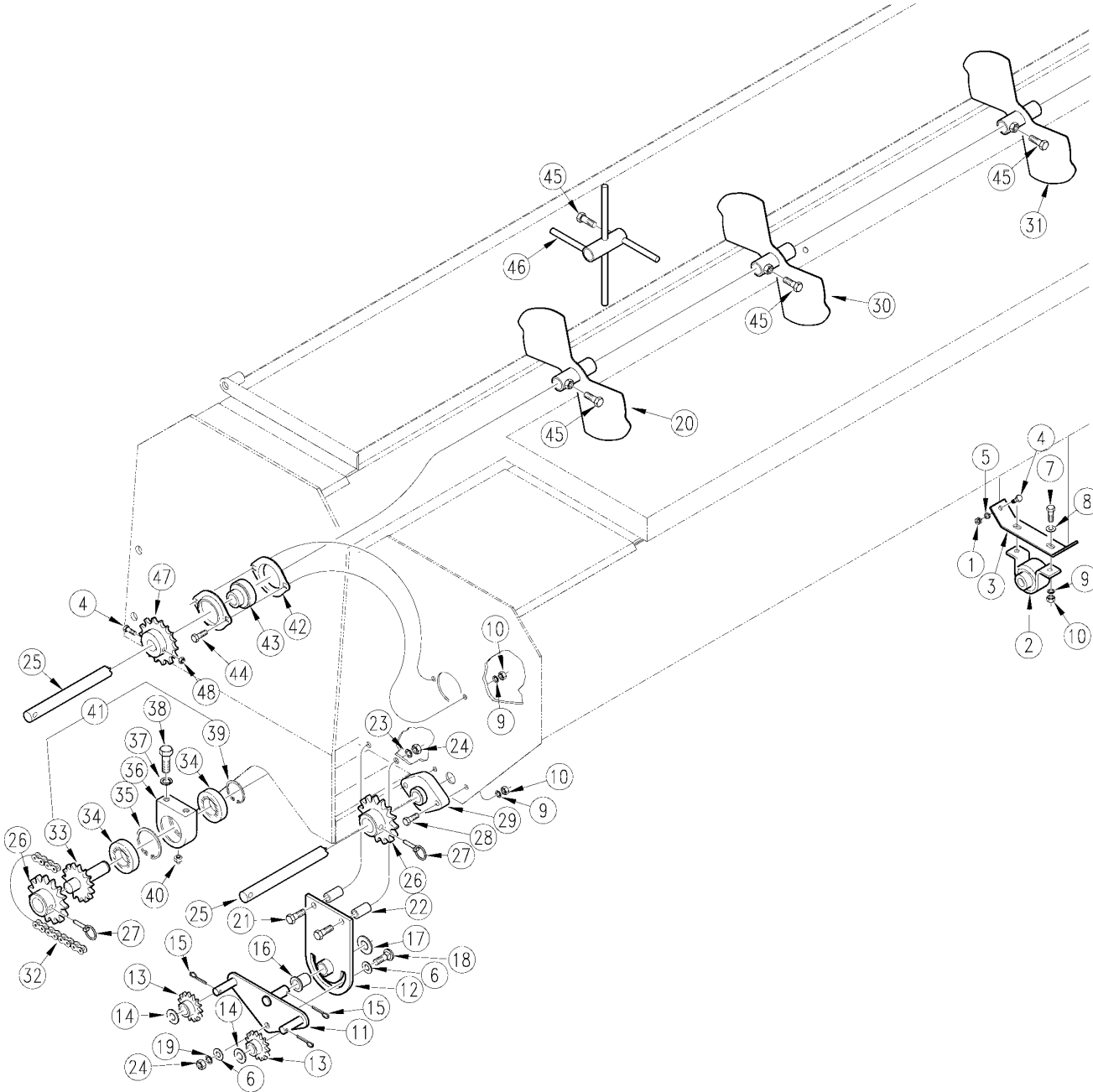
**Fertilizer Drive**

**(Applies to 2SF24 (1986+), 2SF30 (1986+) only)**

<b>Ref</b>	<b>Part No.</b>	<b>Part Description</b>	<b>Comments</b>	<b>Revision</b>
	dwg11242	Image No.		
1.	802-079C	HHCS 3/8-16X1 1/4 GR5		
2.	803-014C	NUT HEX 3/8-16 PLT		
3.	804-013C	WASHER LOCK SPRING 3/8 PLT		
4.	145-016S	FERT 39T SPRKT HUB & BRG ASSY		
5.	145-006E	SEED/FERT ADAPTOR HUB		
6.	822-006C	BRG BALL 30IDX62OD 206		
7.	800-005C	RING FC HOUSING		
8.	109-039D	FEEDER CUP BRG HOUSING		
9.	136-001D	CHAIN RL 20-50A 37 PITCHES		2nd rev.
9.	809-001C	RPBY 136-001D		Use existing stock; 1st rev.
10.	800-004C	SNAP RING EXT BASIC 1 3/16		
11.	800-001C	GREASE ZERK STRAIGHT 1/4-28		
12.	109-031D	JACK SHAFT - KEY		
13.	802-032C	HHCS 1/2-13X3/4 GR5		
14.	804-015C	WASHER LOCK SPRING 1/2 PLT		
15.	808-008C	SPROCKET 50B15 X 1 BORE		
16.	808-007C	SPROCKET 50B26 X 1 BORE		
16.	808-122C	SPKT 50B22 X 1 BORE		
17.	805-029C	PIN ROLL 5/16 X 2 1/4 PLT		
18.	142-125D	OFFSET IDLER SUPPORT 12' & 15'		
18.	142-126D	OFFSET IDLER SUPPORT 14' & 20'		
19.	802-055C	HHCS 5/8-11X2 GR5		
20.	803-021C	NUT HEX 5/8-11 PLT		
21.	804-021C	WASHER FLAT 5/8 SAE PLT		
22.	109-064D	IDLER DISC		
23.	804-022C	WASHER LOCK SPRING 5/8 PLT		
24.	803-023C	NUT HEX JAM 5/8-11 PLT		
25.	800-016C	UPPER FERT HOSE CLAMP		
26.	816-055C	END WHEEL SEED HOSE		
27.	805-019C	PIN COTTER 5/32 X 1 PLT		
28.	141-116H	FERTILIZER LATCH WELDMENT		
29.	142-009D	COVER HANDLE CHAIN		

# Native Grass Drive

(Applies to 2SF24 (1986+), 2SF30 (1986+) only)



10995

**Native Grass Drive**

**(Applies to 2SF24 (1986+), 2SF30 (1986+) only)**

<b>Ref</b>	<b>Part No.</b>	<b>Part Description</b>	<b>Comments</b>	<b>Revision</b>
	dwg10995	Image No.		
1.	803-006C	NUT-HEX 1/4-20 PLT		
2.	822-057C	BRG PB .75ID PILLOW BLOCK		
3.	202-026D	CUP BEARING SUPPORT		
4.	802-167C	HHCS 1/4-20X1 1/2 GR5		
5.	804-006C	WASHER LOCK SPRING 1/4 PLT		
6.	804-011C	WASHER FLAT 3/8 USS PLT		
7.	802-007C	HHCS 5/16-18X3/4 GR5		
8.	804-010C	WASHER FLAT 5/16 USS PLT		
9.	804-009C	WASHER LOCK SPRING 5/16 PLT		
10.	803-008C	NUT HEX 5/16-18 PLT		
11.	202-261H	DOUBLE IDLER ARM WELDMENT		
12.	202-260H	IDLER ARM MOUNT WELDMENT		
13.	817-025C	NO. 40 12T IDLER SPKT.		
14.	804-016C	WASHER FLAT 1/2 SAE PLT		
15.	805-064C	PIN COTTER 7/64 X 1 LONG		
16.	817-028C	DOUBLE DISK ARM PIVOT BUSHINGS		
17.	804-021C	WASHER FLAT 5/8 SAE PLT		
18.	802-023C	HHCS 3/8-16X1 3/4 GR5		
19.	804-013C	WASHER LOCK SPRING 3/8 PLT		
20.	202-121H	AGITATOR WELDMENT 6		
20.	202-123H	AGITATOR WELDMENT OFFSET LH		
20.	202-125H	AGITATOR WELDMENT UNEQUAL LH		
21.	802-143C	HHCS 3/8-16X2 GR5		
22.	123-204D	GRASS SEEDER BOX MT. SPACER		
23.	804-013C	WASHER LOCK SPRING 3/8 PLT		
24.	803-014C	NUT HEX 3/8-16 PLT		
25.	202-034D	12' SHAFT - GRASS		
25.	202-035D	15' SHAFT - GRASS		
26.	202-001H	15T SPEED CHANGE SPROCKET		
26.	202-002H	19T SPEED CHANGE SPROCKET		
26.	202-004H	30T SPEED CHANGE SPROCKET		
26.	202-005H	35T SPEED CHANGE SPROCKET		
27.	805-126C	PIN LINCH 1/4 X 1 3/4 PLT		
28.	802-010C	HHCS 5/16-18X1 1/4 GR5		
29.	822-071C	BRG FLG .75ID 2BOLT		
30.	202-119H	AGITATOR WELDMENT 10 & 12		
30.	202-120H	AGITATOR WELDMENT 7,7 1/2 & 8		
30.	202-121H	AGITATOR WELDMENT 6		
31.	202-121H	AGITATOR WELDMENT 6		
31.	202-122H	AGITATOR WELDMENT OFFSET RH		
31.	202-124H	AGITATOR WELDMENT UNEQUAL RH		
32.	136-055D	CHAIN RL #40 119 PITCHES		2nd rev.
32.	809-059C	RPBY 136-055D		Use existing stock; 1st rev.
33.	202-009H	GRASS SEEDER DRIVE HUB		
34.	822-006C	BRG BALL 30IDX62OD 206		
35.	800-005C	RING FC HOUSING		
36.	109-039D	FEEDER CUP BRG HOUSING		
37.	804-015C	WASHER LOCK SPRING 1/2 PLT		
38.	802-032C	HHCS 1/2-13X3/4 GR5		
39.	800-004C	SNAP RING EXT BASIC 1 3/16		
40.	800-001C	GREASE ZERK STRAIGHT 1/4-28		
41.	202-092S	GRASS 39T SPROCKET HUB & BRG		
42.	822-041C	FLANGETTE 47 MST		
43.	822-040C	BRG INS .75IDX1.85OD SPH LCK		
44.	802-007C	HHCS 5/16-18X3/4 GR5		
45.	801-036C	SCREW SET SQ HD 3/8-16 X 3/4CP		
46.	202-335H	ROD AGITATOR		

***Native Grass Drive (continued)***

---

(Applies to 2SF24 (1986+), 2SF30 (1986+) only)

<b>Ref</b>	<b>Part No.</b>	<b>Part Description</b>	<b>Comments</b>	<b>Revision</b>
47.	202-003H	24T SPEED CHANGE SPROCKET		
48.	803-007C	NUT-LOCK 1/4-20 PLT		

***Native Grass Drive (continued)***

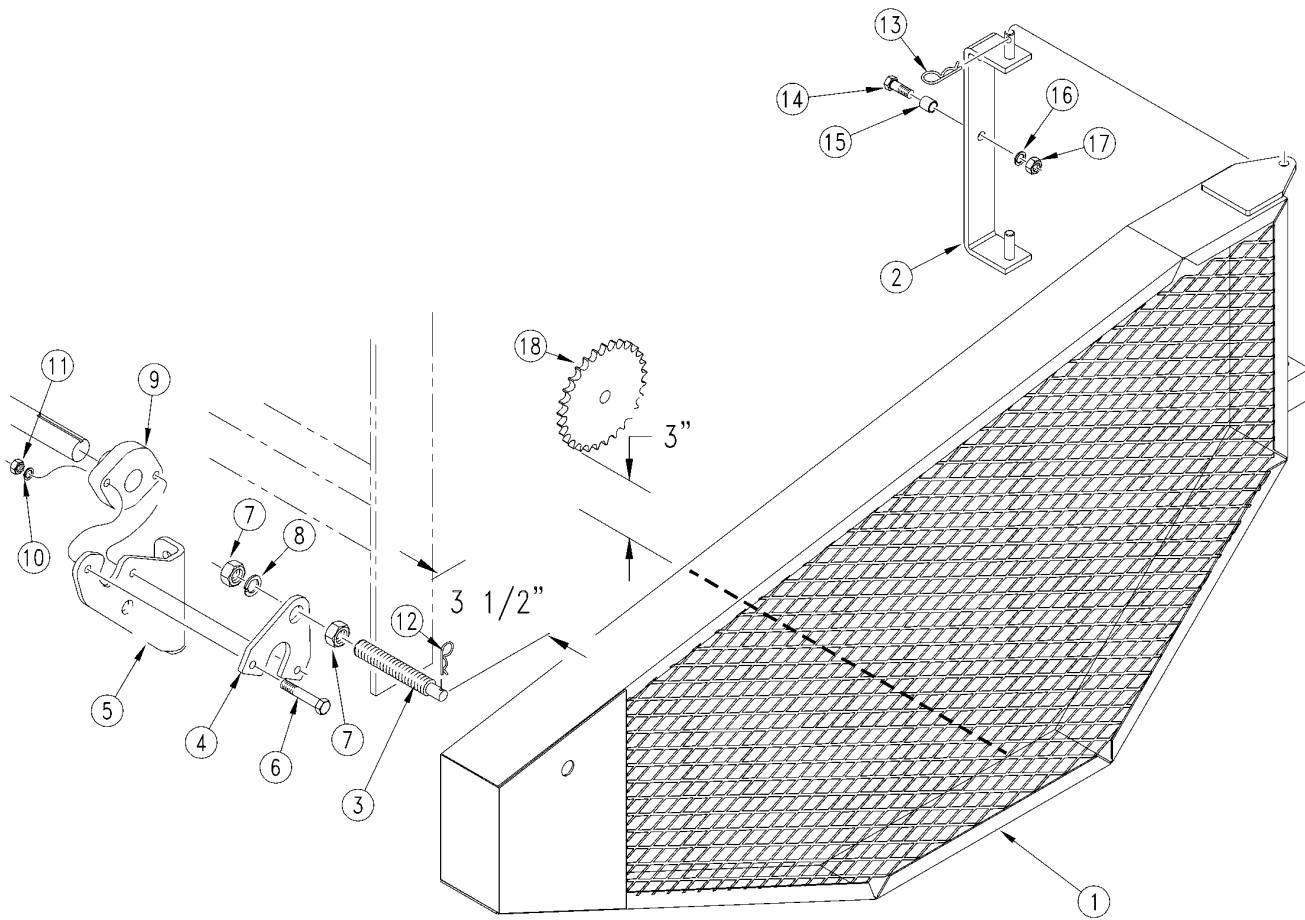
---

(Applies to 2SF24 (1986+), 2SF30 (1986+) only)

***This Page Intentionally Left Blank***

## Native Grass Upper Drive & Chain Guard

(Applies to 2SF24 (1986+), 2SF30 (1986+) only)



11336



## ***Native Grass Upper Drive & Chain Guard***

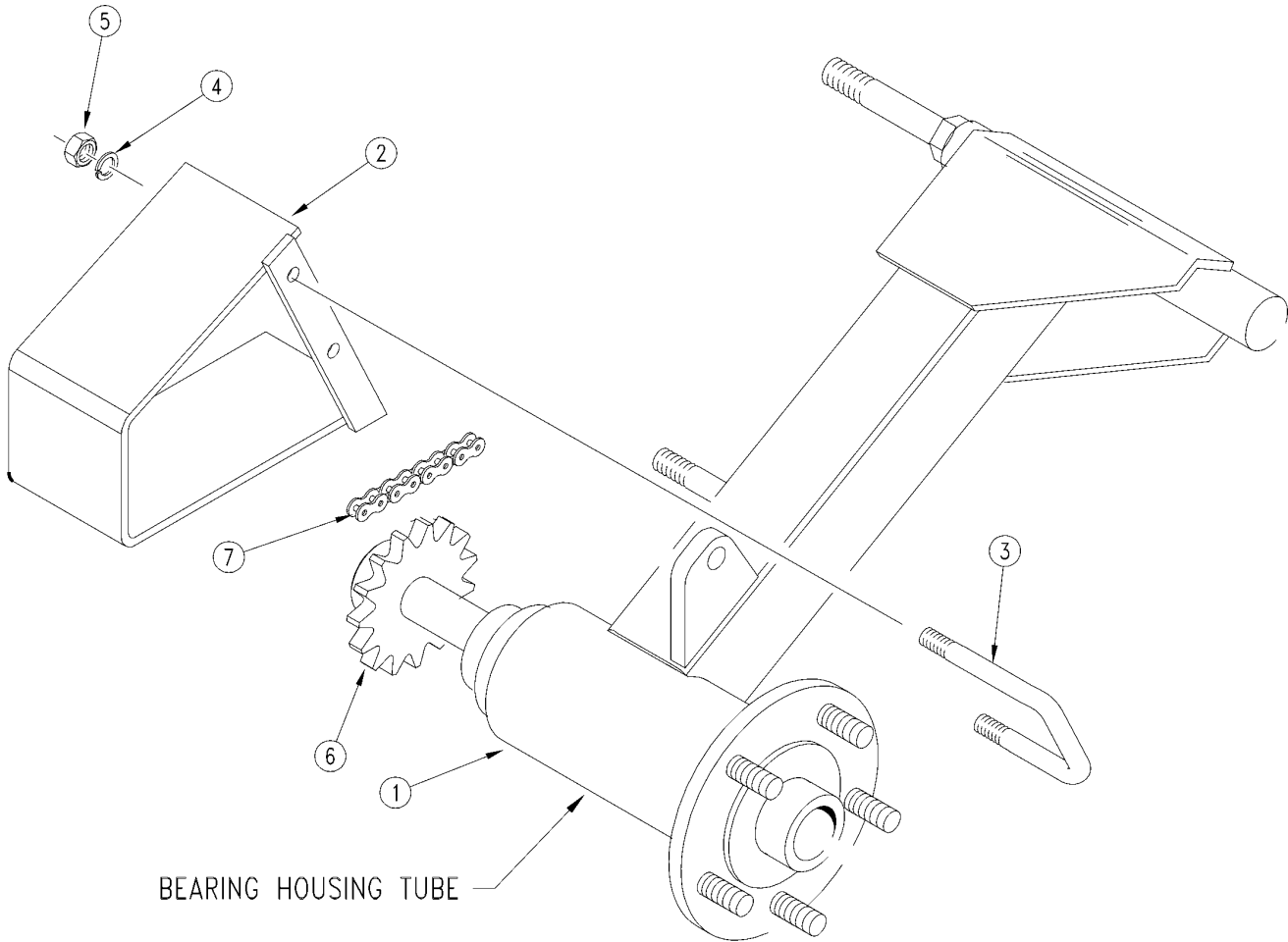
---

**(Applies to 2SF24 (1986+), 2SF30 (1986+) only)**

<b>Ref</b>	<b>Part No.</b>	<b>Part Description</b>	<b>Comments</b>	<b>Revision</b>
	dwg11336	Image No.		
1.	202-331H	UPPER GUARD WELDMENT-LH		
1.	202-330H	UPPER GUARD WELDMENT-RH		
2.	202-328H	HINGE MOUNT WELDMENT		
3.	202-132D	GUARD HINGE MOUNT PIN		
4.	202-120D	UPPER GUARD MOUNT PLATE		
5.	120-160D	JACKSHAFT BEARING BRACKET LH	Shown	
6.	802-012C	HHCS 5/16-18X1 1/2 GR5		
7.	803-027C	NUT HEX 3/4-10 PLT		
8.	804-023C	WASHER LOCK SPRING 3/4 PLT		
9.	822-007C	BRG FLG 1.00ID 2BOLT		
10.	804-009C	WASHER LOCK SPRING 5/16 PLT		
11.	803-008C	NUT HEX 5/16-18 PLT		
12.	805-088C	PIN, HAIR COTTER 3/16 WIRE DIA		
13.	805-010C	PIN HAIR COTTER .094		
14.	802-079C	HHCS 3/8-16X1 1/4 GR5		
15.	121-093D	S.R. END SPACER 2X13 DOUBLE V		
16.	804-013C	WASHER LOCK SPRING 3/8 PLT		
17.	803-014C	NUT HEX 3/8-16 PLT		
18.	202-009H	GRASS SEEDER DRIVE HUB		

## Native Grass Lower Drive & Chain Guard

(Applies to 2SF24 (1986+), 2SF30 (1986+) only)



11337

## ***Native Grass Lower Drive & Chain Guard***

---

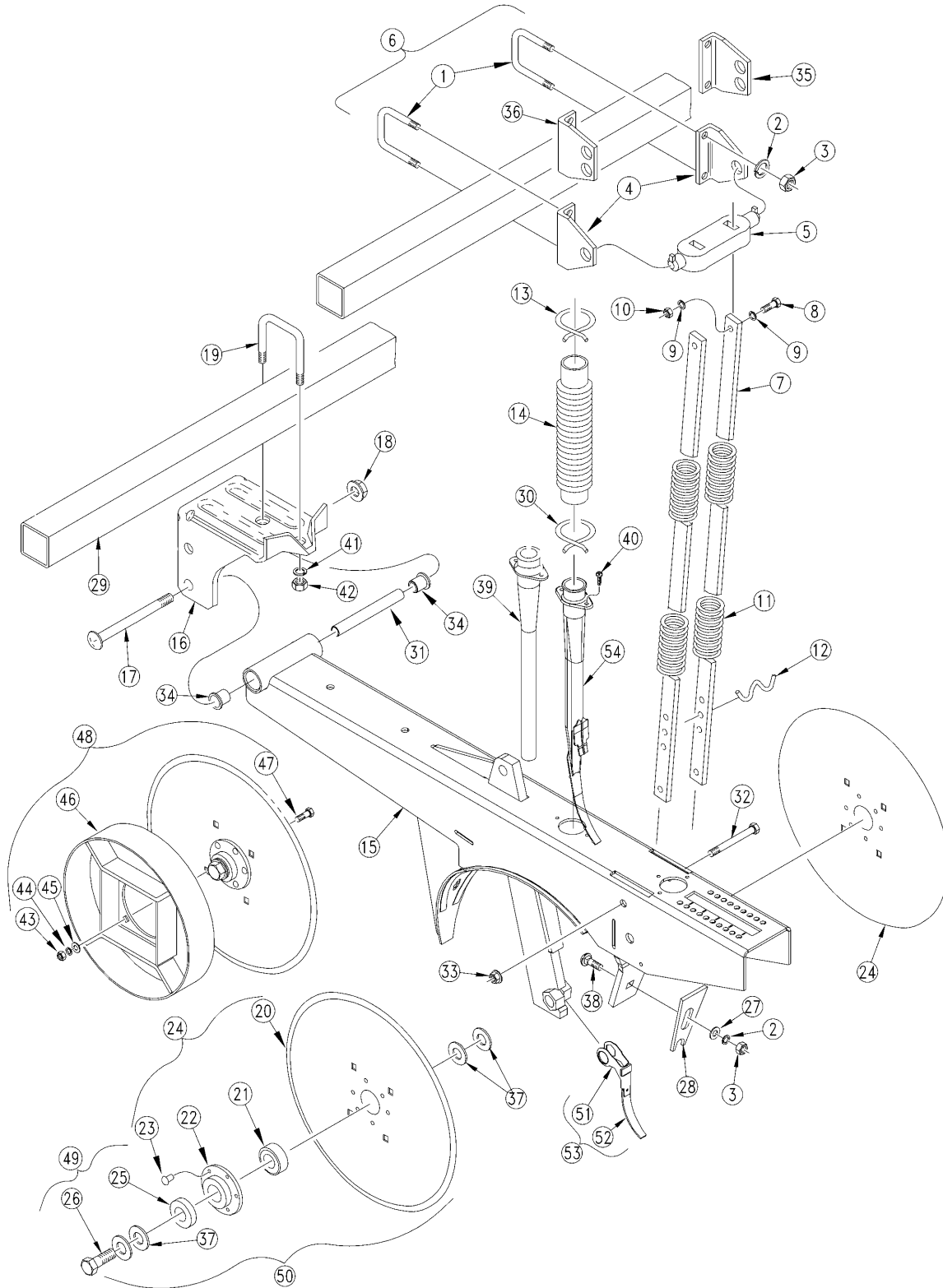
**(Applies to 2SF24 (1986+), 2SF30 (1986+) only)**

<b>Ref</b>	<b>Part No.</b>	<b>Part Description</b>	<b>Comments</b>	<b>Revision</b>
	dwg11337	Image No.		
1.	120-069H	LH GA WHL HANGER DRIVE END		
1.	120-070H	RH DRIVE GA WHL HANGER	Shown	
2.	202-327H	LOWER GUARD WELDMENT-LH		
2.	202-326H	LOWER GUARD WELDMENT-RH	Shown	
3.	806-021C	U-BOLT 3/8-16 X 3 1/32 X 4		
4.	804-013C	WASHER LOCK SPRING 3/8 PLT		
5.	803-014C	NUT HEX 3/8-16 PLT		
6.	808-002C	SPKT 15 TEETH X 1 1/2 BORE		
7.	136-001D	CHAIN RL 20-50A 37 PITCHES		2nd rev.
7.	809-001C	RPBY 136-001D		Use existing stock; 1st rev.

# Table of Contents Part Number Index

## Option 00 Straight Arm Opener (1994+)

(Applies to 2SF24 (1986+), 2SF30 (1986+) only)



11977

## Table of Contents    Part Number Index

Openers

### **Option 00 Straight Arm Opener (1994+)**

**(Applies to 2SF24 (1986+), 2SF30 (1986+) only)**

Ref	Part No.	Part Description	Comments	Revision
	dwg11977	Image No.		
1.	806-004C	U-BOLT 3/8-16 X 2 X 2 3/4		
2.	804-013C	WASHER LOCK SPRING 3/8 PLT		
3.	803-014C	NUT HEX 3/8-16 PLT		
4.	121-125D	FIRMING WHEEL ARM PIVOT		
5.	812-012C	CASTING DOUBLE SPRING ROD		
6.	121-011A	SPRING CASTING MTG ASS'Y		
7.	121-133D	STRAIGHT ARM OPENER SPRING ROD		
8.	802-004C	HHCS 1/4-20X3/4 GR5		
9.	804-006C	WASHER LOCK SPRING 1/4 PLT		
10.	803-006C	NUT-HEX 1/4-20 PLT		
11.	807-118C	SPRING COMP 13/16IDX.156WX19.5		
12.	107-027D	DISC SPRING BAR WIRE CLIP		
13.	800-009C	CLAMP HOSE 1 5/8 NO. 26		
14.	816-114C	SEED HOSE 30 RIBS X 7 1/2 LG		
15.	121-703H	OPENER WELDMENT - SHORT	For drills manufactured before 5/1/2000 also order part no. 122-202S, refer to "2" x 13" Smooth Crown Press Wheel (2SF24 S/N 3235F- & 2SF30 S/N 3045G-) item 19.	
15.	142-824H	2SEC CLEARANCE OPENER-FIELD		
16.	107-116D	U-MOUNT WITH 2 DROP		2nd rev.
16.	121-016H	RPBY 107-116D		1st rev.
17.	802-121C	RHSNB 1/2-13X5 1/2 GR5		
18.	803-169C	NUT HEX FLG. LOCK 1/2-13 PLT.		
19.	806-005C	U-BOLT 1/2-13 X 2 X 3 GR 5		
20.	820-155C	RPBY 820-187C		Rev. 2 is not interchangeable w/rev. 1
20.	820-080C	RPBY 107-134A	No longer available. Update with 107-133S, item 25.	1st rev.
21.	188-001V	BEARING AA205DD		
22.	890-466C	HSG RIBB FLG 6BOLT PLT	Use with 820-155C (1/4" rivets).	Rev. 2 is not interchangeable w/rev. 1
22.	107-112D	BEARING FLANGE-3/16 DIA HOLES	Use with 820-080C (3/16" rivets).	1st rev.
23.	800-213C	RIVET,BUTTON HEAD 1/4 X 1/2	Use with 820-155C.	Rev. 2 is not interchangeable w/rev. 1
23.	800-212C	RIVET,BUTTON HEAD .203 X 9/16	Use with 820-080C.	1st rev.
24.	107-133S	RPBY 107-135S	Includes items 20, 21, 22 & 23.	Rev. 2 is not interchangeable w/rev. 1
24.	107-130S	RPBY 107-133S		1st rev.
25.	107-111D	DD BRG FLANGE DUST COVER		
26.	802-228C	HHCS 5/8-11X1 1/2 GR5 NYL		
27.	804-012C	WASHER FLAT 3/8 SAE PLT		
28.	107-113D	D.D. SLOTTED SCRAPER		
30.	800-008C	CLAMP HOSE 1 1/2 NO. 24		
31.	142-198D	STRAIGHT ARM OPENER PIVOT PIPE		
32.	802-427C	HFS 3/8-16X3 3/4 SPTHD		
33.	803-209C	NUT FLANGE LOCK 3/8-16 PLT		
34.	817-084C	PARALLEL ARM PIVOT BUSHING		
35.	121-127D	OFFSET SPRING ROD CLIP R.H.		
36.	121-128D	OFFSET SPRING ROD CLIP L.H.		
37.	804-040C	WASHER MACH 1.19 X .63 X 18GA		
38.	802-015C	RHSNB 3/8-16X1 GR5		
39.	817-133C	PLASTIC OPENER SEED TUBE	Model year 1998-.	
40.	801-002C	SCREW HEX SLT10-16X1/2P.TH D CT		
41.	804-015C	WASHER LOCK SPRING 1/2 PLT		
42.	803-037C	NUT HEX WHIZ 1/2-13		2nd rev.

[Table of Contents](#)   [Part Number Index](#)

**Option 00 Straight Arm Opener (1994+) (continued)**

---

(Applies to 2SF24 (1986+), 2SF30 (1986+) only)

<b>Ref</b>	<b>Part No.</b>	<b>Part Description</b>	<b>Comments</b>	<b>Revision</b>
42.	803-020C	NUT HEX 1/2-13 PLT		Use existing stock; 1st rev.
43.	803-008C	NUT HEX 5/16-18 PLT		
44.	804-009C	WASHER LOCK SPRING 5/16 PLT		
45.	804-036C	WASHER FLAT 5/16 SAE PLT		
46.	121-704H	10 1/2 DEPTH BAND WLMT		
47.	802-029C	HHCS 7/16-14X1 1/2 GR5		
48.	121-705A	10 1/2 DEPTH BAND BUNDLE		
49.	107-136S	BLADE UPDATE HARDWARE	Includes items 25, 26 & 37.	
50.	107-134A	13 1/2 BLADE UPDATE-1/4 RIVETS	Includes items 24 & 50.	
51.	121-164D	HEX SEED FLAP MOUNTING CLIP	Model year 1999+.	
52.	816-302C	SEED FLAP, RUBBER, SEED-LOK	Model year 1999+.	
53.	122-242S	SEED FLAP & HEX CLIP, SEEDLOK	Model year 1999+.	
54.	817-314C	OPENER SEED TUBE, PLASTIC	Model year 1999+.	

***Option 00 Straight Arm Opener (1994+) (continued)***

---

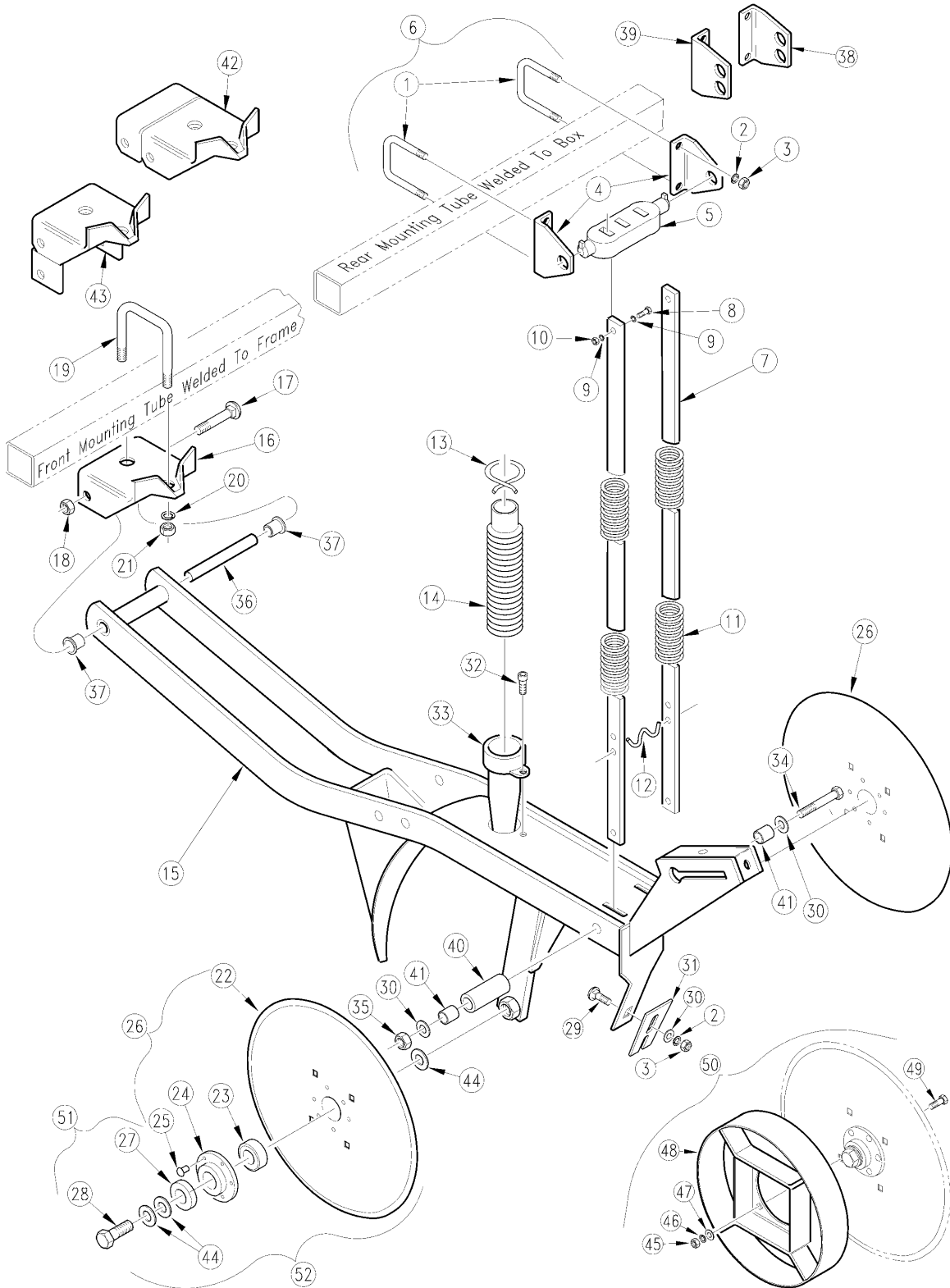
(Applies to 2SF24 (1986+), 2SF30 (1986+) only)

***This Page Intentionally Left Blank***

# Table of Contents Part Number Index

## Double Disk Opener (Standard 1991-1993)

(Applies to 2SF24 (1986+), 2SF30 (1986+) only)



11291



**Double Disk Opener (Standard 1991-1993)**

**(Applies to 2SF24 (1986+), 2SF30 (1986+) only)**

<b>Ref</b>	<b>Part No.</b>	<b>Part Description</b>	<b>Comments</b>	<b>Revision</b>
	dwg11291	Image No.		
1.	806-004C	U-BOLT 3/8-16 X 2 X 2 3/4		
2.	804-013C	WASHER LOCK SPRING 3/8 PLT		
3.	803-014C	NUT HEX 3/8-16 PLT		
4.	121-025D	SPRING ROD CASTING CLIP		
5.	812-012C	CASTING DOUBLE SPRING ROD		
6.	121-011A	SPRING CASTING MTG ASS'Y	Includes items 1 thru 5.	
7.	121-110D	DOUBLE DISK SPRING ROD	Standard	
7.	121-090D	HILLSIDE D.D. SPRING ROD	Optional	
8.	802-004C	HHCS 1/4-20X3/4 GR5		
9.	804-006C	WASHER LOCK SPRING 1/4 PLT		
10.	803-006C	NUT-HEX 1/4-20 PLT		
11.	807-028C	3 PT.DD HEAVY SPRING 19 1/2 LG	Standard	
11.	807-029C	3 PT DD LIGHT SPRING 19 1/2 LG	Optional	
12.	107-027D	DISC SPRING BAR WIRE CLIP		
13.	800-009C	CLAMP HOSE 1 5/8 NO. 26		
14.	816-046C	HOSE SOLID STAND DD SHORT		
15.	121-147H	3-PT DOUBLE DISK MOUNTING ARM		
16.	107-097D	FLANGED U MOUNT BRACKET		
17.	802-121C	RHSNB 1/2-13X5 1/2 GR5		
18.	803-178C	NUT NYLOCK JAM NUT 1/2-13		
19.	806-005C	U-BOLT 1/2-13 X 2 X 3 GR 5		
20.	804-015C	WASHER LOCK SPRING 1/2 PLT		
21.	803-020C	NUT HEX 1/2-13 PLT		
22.	820-155C	RPBY 820-187C		Rev. 2 is not interchangeable w/rev. 1
22.	820-080C	RPBY 107-134A	No longer available. Update with 107-133S, item 26.	1st rev.
23.	188-001V	BEARING AA205DD		
24.	890-466C	HSG RIBB FLG 6BOLT PLT	Use with 820-155C (1/4" rivets).	Rev. 2 is not interchangeable w/rev. 1
24.	107-112D	BEARING FLANGE-3/16 DIA HOLES	Use with 820-080C (3/16" rivets).	1st rev.
25.	800-213C	RIVET,BUTTON HEAD 1/4 X 1/2	Use with 820-155C.	Rev. 2 is not interchangeable w/rev. 1
25.	800-212C	RIVET,BUTTON HEAD .203 X 9/16	Use with 820-080C.	1st rev.
26.	107-133S	RPBY 107-135S	Includes items 22, 23, 24 & 25.	Rev. 2 is not interchangeable w/rev. 1
26.	107-130S	RPBY 107-133S		1st rev.
27.	107-111D	DD BRG FLANGE DUST COVER		
28.	802-228C	HHCS 5/8-11X1 1/2 GR5 NYL		
29.	802-015C	RHSNB 3/8-16X1 GR5		
30.	804-012C	WASHER FLAT 3/8 SAE PLT		
31.	107-113D	D.D. SLOTTED SCRAPER		
32.	801-002C	SCREW HEX SLT10-16X1/2P.THD CT		
33.	817-060C	PLASTIC SEED DROP & GUIDE ASSY		
34.	802-174C	HHCS 3/8-16X4 3/4 GR5 SPTHD		
35.	803-078C	NUT LOCK 3/8-16 NYLON INSERT		
36.	121-101D	DD ARM PIVOT PIPE SPACER		
37.	817-028C	DOUBLE DISK ARM PIVOT BUSHINGS		
38.	121-128D	OFFSET SPRING ROD CLIP L.H.		
39.	121-127D	OFFSET SPRING ROD CLIP R.H.		
40.	121-091D	SPRING ROD CENTER SPACER TUBE		
41.	121-092D	S.R. END SPACER 4X12 & 2X13 SG		
42.	121-017E	7 STAGGER D.D. MOUNT		
43.	107-116D	U-MOUNT WITH 2 DROP		2nd rev.
43.	121-016H	RPBY 107-116D		Use existing stock; 1st rev.
44.	804-040C	WASHER MACH 1.19 X .63 X 18GA		
45.	803-008C	NUT HEX 5/16-18 PLT		

***Double Disk Opener (Standard 1991-1993) (continued)***

---

(Applies to 2SF24 (1986+), 2SF30 (1986+) only)

<b>Ref</b>	<b>Part No.</b>	<b>Part Description</b>	<b>Comments</b>	<b>Revision</b>
46.	804-009C	WASHER LOCK SPRING 5/16 PLT		
47.	804-036C	WASHER FLAT 5/16 SAE PLT		
48.	121-704H	10 1/2 DEPTH BAND WLMT		
49.	802-029C	HHCS 7/16-14X1 1/2 GR5		
50.	121-705A	10 1/2 DEPTH BAND BUNDLE		
51.	107-136S	BLADE UPDATE HARDWARE	Includes items 27, 28 & 44.	
52.	107-134A	13 1/2 BLADE UDPATE-1/4 RIVETS	Includes items 26 & 51.	

***Double Disk Opener (Standard 1991-1993) (continued)***

---

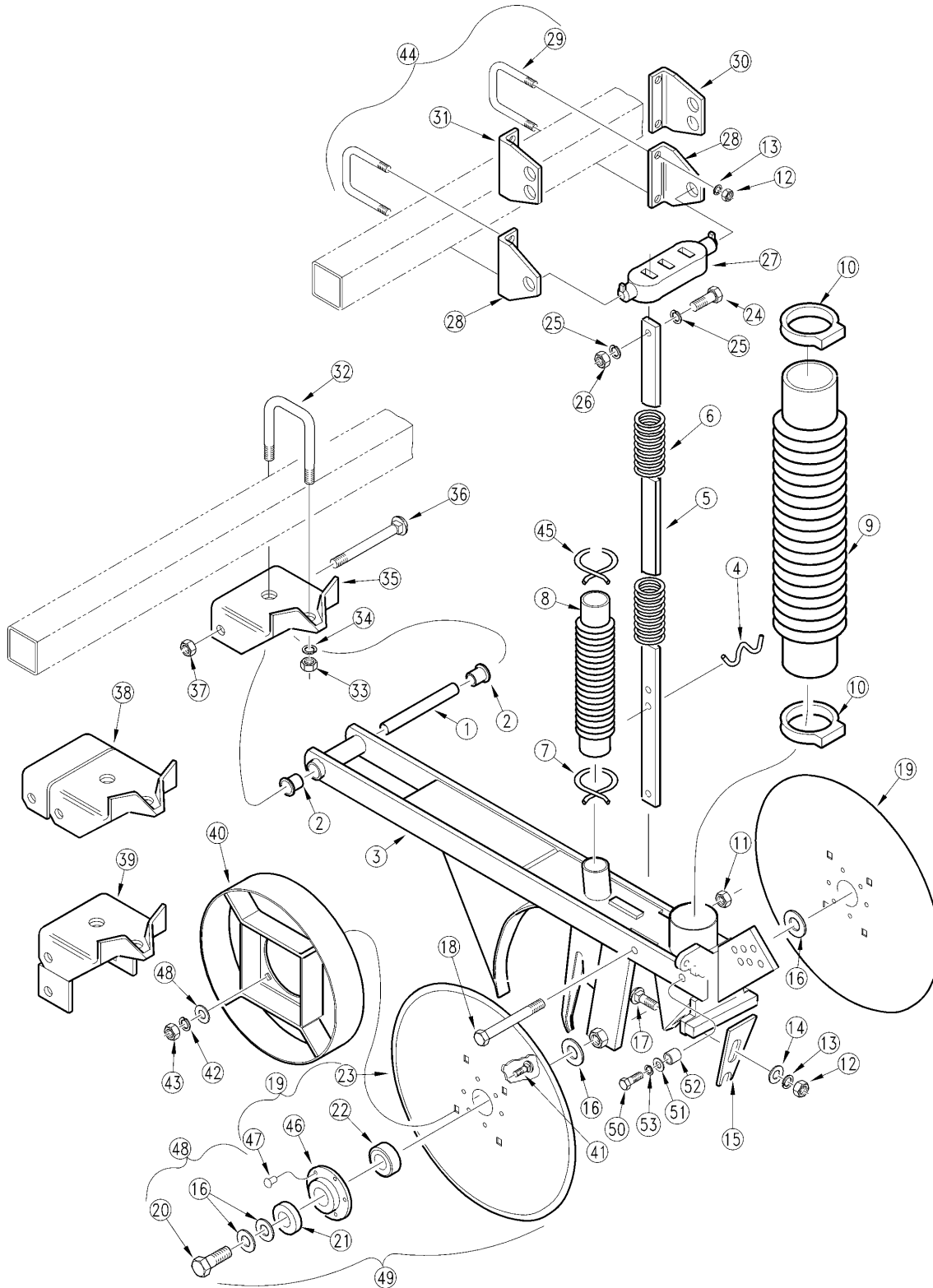
(Applies to 2SF24 (1986+), 2SF30 (1986+) only)

***This Page Intentionally Left Blank***

[Table of Contents](#)   [Part Number Index](#)

**Heavy Duty Native Grass Opener Assembly**

(Applies to 2SF24 (1986+), 2SF30 (1986+) only)



10875

***Heavy Duty Native Grass Opener Assembly***

**(Applies to 2SF24 (1986+), 2SF30 (1986+) only)**

<b>Ref</b>	<b>Part No.</b>	<b>Part Description</b>	<b>Comments</b>	<b>Revision</b>
	dwg10875	Image No.		
1.	121-101D	DD ARM PIVOT PIPE SPACER		
2.	817-028C	DOUBLE DISK ARM PIVOT BUSHINGS		
3.	202-265H	SS NATIVE GRASS DD ARM		
4.	107-027D	DISC SPRING BAR WIRE CLIP		
5.	121-110D	DOUBLE DISK SPRING ROD		
6.	807-028C	3 PT.DD HEAVY SPRING 19 1/2 LG		
6.	807-029C	3 PT DD LIGHT SPRING 19 1/2 LG		
7.	800-008C	CLAMP HOSE 1 1/2 NO. 24		
8.	816-028C	DOUBLE DISK HOSE SHORT		
9.	816-052C	HOSE NATIVE GRASS SOLID STAND		
10.	800-067C	CLAMP BAND 2 1/2		
11.	803-078C	NUT LOCK 3/8-16 NYLON INSERT		
12.	803-014C	NUT HEX 3/8-16 PLT		
13.	804-013C	WASHER LOCK SPRING 3/8 PLT		
14.	804-012C	WASHER FLAT 3/8 SAE PLT		
15.	107-113D	D.D. SLOTTED SCRAPER		
16.	804-040C	WASHER MACH 1.19 X .63 X 18GA		
17.	802-015C	RHSNB 3/8-16X1 GR5		
18.	802-223C	HHCS 3/8-16X4 GR5		
19.	107-133S	RPBY 107-135S	Includes items 22, 23, 45 & 46.	Rev. 2 is not interchangeable w/rev. 1
19.	107-130S	RPBY 107-133S		1st rev.
20.	802-228C	HHCS 5/8-11X1 1/2 GR5 NYL		
21.	107-111D	DD BRG FLANGE DUST COVER		
22.	188-001V	BEARING AA205DD		
23.	820-155C	RPBY 820-187C		Rev. 2 is not interchangeable w/rev. 1
23.	820-080C	RPBY 107-134A	No longer available. Update with 107-133S, item 19.	1st rev.
24.	802-004C	HHCS 1/4-20X3/4 GR5		
25.	804-006C	WASHER LOCK SPRING 1/4 PLT		
26.	803-006C	NUT-HEX 1/4-20 PLT		
27.	812-012C	CASTING DOUBLE SPRING ROD		
28.	121-025D	SPRING ROD CASTING CLIP		
29.	806-004C	U-BOLT 3/8-16 X 2 X 2 3/4		
30.	121-128D	OFFSET SPRING ROD CLIP L.H.		
31.	121-127D	OFFSET SPRING ROD CLIP R.H.		
32.	806-005C	U-BOLT 1/2-13 X 2 X 3 GR 5		
33.	803-020C	NUT HEX 1/2-13 PLT		
34.	804-015C	WASHER LOCK SPRING 1/2 PLT		
35.	107-097D	FLANGED U MOUNT BRACKET		
36.	802-121C	RHSNB 1/2-13X5 1/2 GR5		
37.	803-178C	NUT NYLOCK JAM NUT 1/2-13		
38.	121-017E	7 STAGGER D.D. MOUNT		
39.	107-116D	U-MOUNT WITH 2 DROP		2nd rev.
39.	121-016H	RPBY 107-116D		Use existing stock; 1st rev.
40.	202-263H	DEPTH BAND		
41.	802-092C	RHSNB 5/16-18X3/4 GR5		
42.	804-009C	WASHER LOCK SPRING 5/16 PLT		
43.	803-008C	NUT HEX 5/16-18 PLT		
44.	121-011A	SPRING CASTING MTG ASS'Y	Includes items 12, 13, 27, 28 & 29.	
45.	800-009C	CLAMP HOSE 1 5/8 NO. 26		
46.	890-466C	HSG RIBB FLG 6BOLT PLT	Use with 820-155C (1/4" rivets).	Rev. 2 is not interchangeable w/rev. 1
46.	107-112D	BEARING FLANGE-3/16 DIA HOLES	Use with 820-080C (3/16" rivets).	1st rev.
47.	800-213C	RIVET,BUTTON HEAD 1/4 X 1/2	Use with 820-155C.	Rev. 2 is not interchangeable w/rev. 1

**Heavy Duty Native Grass Opener Assembly (continued)**

---

(Applies to 2SF24 (1986+), 2SF30 (1986+) only)

<b>Ref</b>	<b>Part No.</b>	<b>Part Description</b>	<b>Comments</b>	<b>Revision</b>
47.	800-212C	RIVET,BUTTON HEAD .203 X 9/16	Use with 820-080C.	1st rev.
48.	107-136S	BLADE UPDATE HARDWARE	Includes items 18, 20 & 21.	
49.	107-134A	13 1/2 BLADE UDPATE-1/4 RIVETS	Includes items 19 & 48.	
50.	802-234C	HHCS 7/16-14X2 1/4 GR5		
51.	804-041C	WASHER FLAT 7/16 SAE PLT		
52.	121-123D	NG PW PIVOT TUBE		
53.	804-014C	WASHER LOCK 7/16 PLT		

***Heavy Duty Native Grass Opener Assembly (continued)***

---

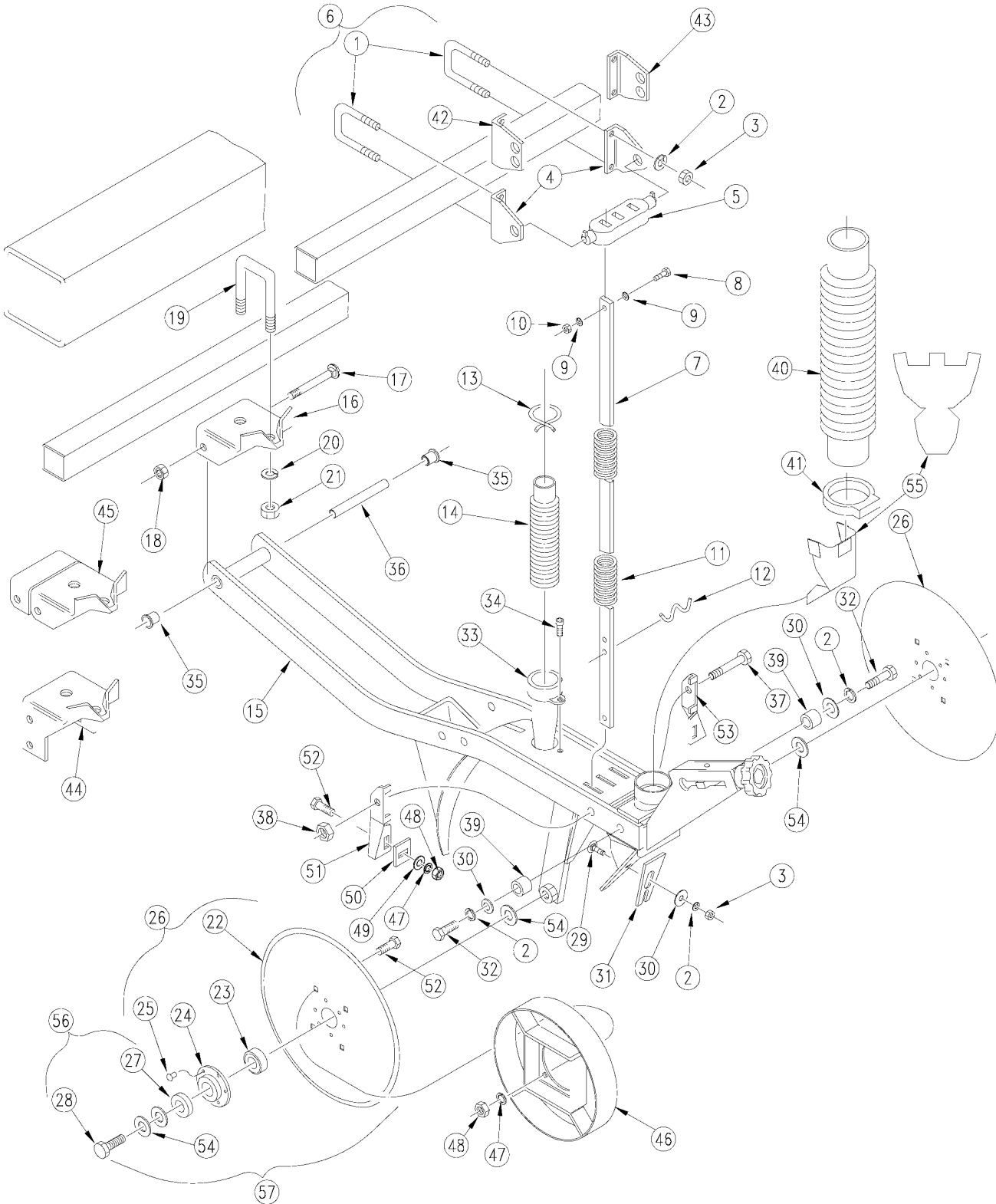
(Applies to 2SF24 (1986+), 2SF30 (1986+) only)

***This Page Intentionally Left Blank***

# Table of Contents Part Number Index

## Standard Native Grass Opener Assembly

(Applies to 2SF24 (1986+), 2SF30 (1986+) only)



10874



## Standard Native Grass Opener Assembly

**(Applies to 2SF24 (1986+), 2SF30 (1986+) only)**

Ref	Part No.	Part Description	Comments	Revision
	dwg10874	Image No.		
1.	806-004C	U-BOLT 3/8-16 X 2 X 2 3/4		
2.	804-013C	WASHER LOCK SPRING 3/8 PLT		
3.	803-014C	NUT HEX 3/8-16 PLT		
4.	121-025D	SPRING ROD CASTING CLIP		
5.	812-012C	CASTING DOUBLE SPRING ROD		
6.	121-011A	SPRING CASTING MTG ASS'Y	Includes items 1 thru 5.	
7.	121-110D	DOUBLE DISK SPRING ROD		
7.	121-090D	HILLSIDE D.D. SPRING ROD		
7.	121-111D	D.D.SPRING ROD-5 IN DROP BRKT.		
8.	802-004C	HHCS 1/4-20X3/4 GR5		
9.	804-006C	WASHER LOCK SPRING 1/4 PLT		
10.	803-006C	NUT-HEX 1/4-20 PLT		
11.	807-028C	3 PT.DD HEAVY SPRING 19 1/2 LG	Standard	
11.	807-029C	3 PT DD LIGHT SPRING 19 1/2 LG	Optional	
12.	107-027D	DISC SPRING BAR WIRE CLIP		
13.	800-009C	CLAMP HOSE 1 5/8 NO. 26		
14.	816-046C	HOSE SOLID STAND DD SHORT		
15.	202-006H	GRASS SEED DISK MOUNTING ARM		
16.	107-097D	FLANGED U MOUNT BRACKET		
17.	802-121C	RHSNB 1/2-13X5 1/2 GR5		
18.	803-178C	NUT NYLOCK JAM NUT 1/2-13		
19.	806-005C	U-BOLT 1/2-13 X 2 X 3 GR 5		
19.	806-010C	U-BOLT 1/2-13 X 2 1/2 X 3 1/2		
20.	804-015C	WASHER LOCK SPRING 1/2 PLT		
21.	803-020C	NUT HEX 1/2-13 PLT		
22.	820-155C	RPBY 820-187C		Rev. 2 is not interchangeable w/rev. 1
22.	820-080C	RPBY 107-134A	No longer available. Update with 107-133S, item 26.	1st rev.
23.	188-001V	BEARING AA205DD		
24.	890-466C	HSG RIBB FLG 6BOLT PLT	Use with 820-155C (1/4" rivets).	Rev. 2 is not interchangeable w/rev. 1
24.	107-112D	BEARING FLANGE-3/16 DIA HOLES	Use with 820-080C (3/16" rivets).	1st rev.
25.	800-213C	RIVET,BUTTON HEAD 1/4 X 1/2	Use with 820-155C.	Rev. 3 is not interchangeable w/rev. 1
25.	800-212C	RIVET,BUTTON HEAD .203 X 9/16	Use with 820-080C.	2nd rev.
25.	800-010C	RPBY 800-212C		1st rev.
26.	107-133S	RPBY 107-135S	Includes items 22 thru 25.	Rev. 2 is not interchangeable w/rev. 1
26.	107-130S	RPBY 107-133S		1st rev.
27.	107-111D	DD BRG FLANGE DUST COVER		
28.	802-228C	HHCS 5/8-11X1 1/2 GR5 NYL		
29.	802-015C	RHSNB 3/8-16X1 GR5		
30.	804-012C	WASHER FLAT 3/8 SAE PLT		
31.	107-113D	D.D. SLOTTED SCRAPER		
32.	802-079C	HHCS 3/8-16X1 1/4 GR5		
33.	817-060C	PLASTIC SEED DROP & GUIDE ASSY		
34.	801-002C	SCREW HEX SLT10-16X1/2P.THD CT		
35.	817-028C	DOUBLE DISK ARM PIVOT BUSHINGS		
36.	121-101D	DD ARM PIVOT PIPE SPACER		
37.	802-026C	HHCS 3/8-16X3 3/4 GR5		
37.	802-223C	HHCS 3/8-16X4 GR5	Use with scrapers.	
38.	803-078C	NUT LOCK 3/8-16 NYLON INSERT		
39.	121-092D	S.R. END SPACER 4X12 & 2X13 SG		
40.	816-052C	HOSE NATIVE GRASS SOLID STAND		
41.	800-067C	CLAMP BAND 2 1/2		
42.	121-127D	OFFSET SPRING ROD CLIP R.H.		

[Table of Contents](#)   [Part Number Index](#)

**Standard Native Grass Opener Assembly (continued)**

---

(Applies to 2SF24 (1986+), 2SF30 (1986+) only)

<b>Ref</b>	<b>Part No.</b>	<b>Part Description</b>	<b>Comments</b>	<b>Revision</b>
43.	121-128D	OFFSET SPRING ROD CLIP L.H.		
44.	107-116D	U-MOUNT WITH 2 DROP		2nd rev.
44.	121-016H	RPBY 107-116D		1st rev.
45.	121-017E	7 STAGGER D.D. MOUNT		
46.	202-263H	DEPTH BAND		
47.	804-009C	WASHER LOCK SPRING 5/16 PLT		
48.	803-008C	NUT HEX 5/16-18 PLT		
49.	804-036C	WASHER FLAT 5/16 SAE PLT		
50.	202-074D	SCRAPER TAB - 1 DEPTH BAND		
51.	202-073D	OUTSIDE DD SCRAPER MOUNT LH-1		
52.	802-092C	RHSNB 5/16-18X3/4 GR5		
53.	202-072D	OUTSIDE DD SCRAPER MOUNT RH-1		
54.	804-040C	WASHER MACH 1.19 X .63 X 18GA		
55.	816-057C	GRASS OPENER INSERT		
56.	107-136S	BLADE UPDATE HARDWARE	Includes items 22, 23, 24 & 25.	
57.	107-134A	13 1/2 BLADE UDPATE-1/4 RIVETS	Includes items 26 & 56.	

***Standard Native Grass Opener Assembly (continued)***

---

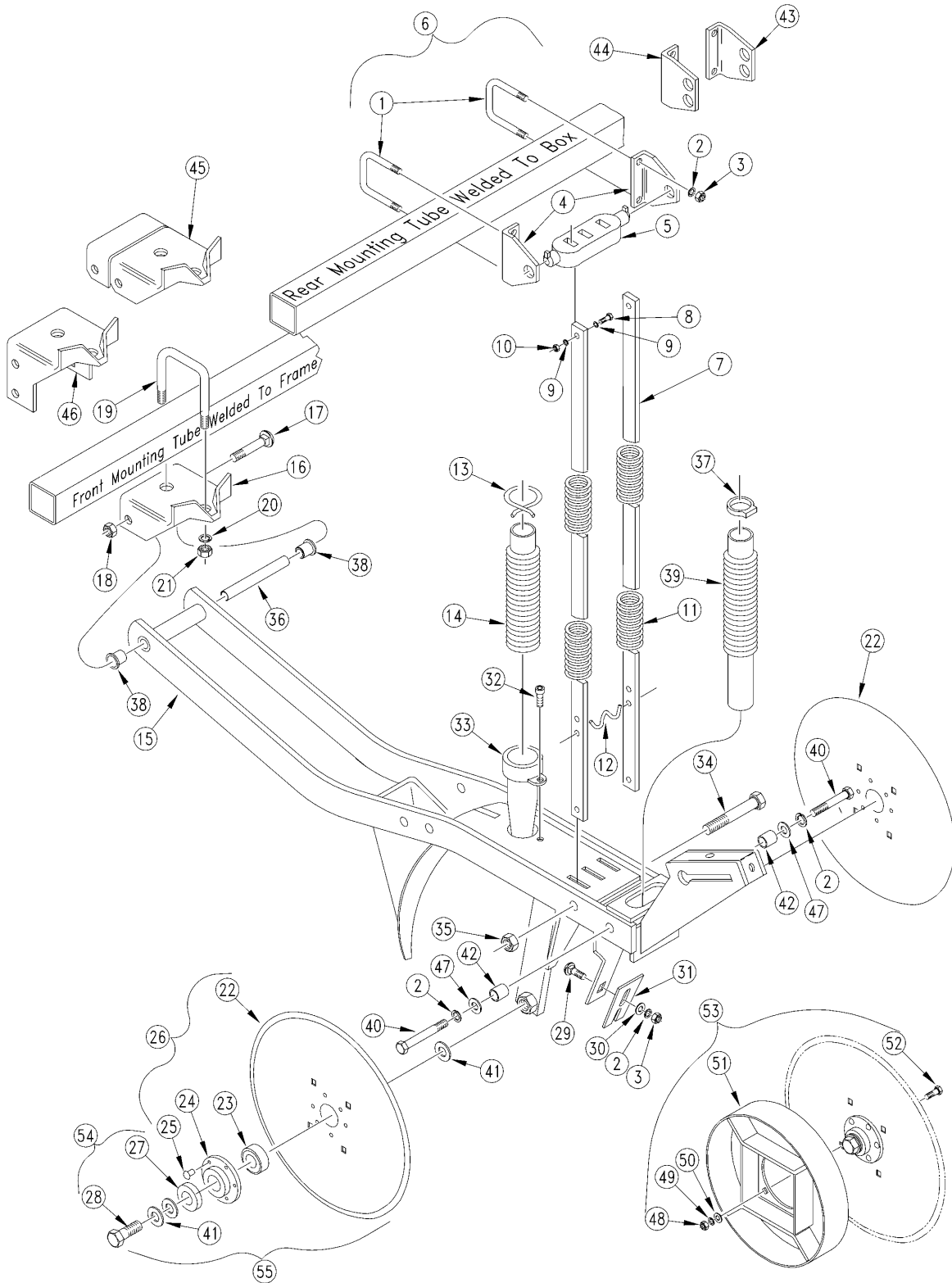
(Applies to 2SF24 (1986+), 2SF30 (1986+) only)

***This Page Intentionally Left Blank***

# Table of Contents Part Number Index

## Standard Fertilizer Double Disk Opener Assembly

(Applies to 2SF24 (1986+), 2SF30 (1986+) only)



10873

**Standard Fertilizer Double Disk Opener Assembly**

**(Applies to 2SF24 (1986+), 2SF30 (1986+) only)**

<b>Ref</b>	<b>Part No.</b>	<b>Part Description</b>	<b>Comments</b>	<b>Revision</b>
	dwg10873	Image No.		
1.	806-004C	U-BOLT 3/8-16 X 2 X 2 3/4		
2.	804-013C	WASHER LOCK SPRING 3/8 PLT		
3.	803-014C	NUT HEX 3/8-16 PLT		
4.	121-025D	SPRING ROD CASTING CLIP		
5.	812-012C	CASTING DOUBLE SPRING ROD		
6.	121-011A	SPRING CASTING MTG ASS'Y	Includes items 2 thru 6.	
7.	121-110D	DOUBLE DISK SPRING ROD	Standard	
7.	121-090D	HILLSIDE D.D. SPRING ROD	Optional	
8.	802-004C	HHCS 1/4-20X3/4 GR5		
9.	804-006C	WASHER LOCK SPRING 1/4 PLT		
10.	803-006C	NUT-HEX 1/4-20 PLT		
11.	807-028C	3 PT.DD HEAVY SPRING 19 1/2 LG	Standard	
11.	807-029C	3 PT DD LIGHT SPRING 19 1/2 LG	Optional	
12.	107-027D	DISC SPRING BAR WIRE CLIP		
13.	800-009C	CLAMP HOSE 1 5/8 NO. 26		
14.	816-046C	HOSE SOLID STAND DD SHORT		
15.	142-328H	3-PT DD MOUNTING ARM-FERTZ.		
16.	107-097D	FLANGED U MOUNT BRACKET		
17.	802-121C	RHSNB 1/2-13X5 1/2 GR5		
18.	803-178C	NUT NYLOCK JAM NUT 1/2-13		
19.	806-005C	U-BOLT 1/2-13 X 2 X 3 GR 5		
20.	804-015C	WASHER LOCK SPRING 1/2 PLT		
21.	803-020C	NUT HEX 1/2-13 PLT		
22.	820-155C	RPBY 820-187C		Rev. 3 is not interchangeable w/rev. 1 & rev. 2
22.	820-080C	RPBY 107-134A	No longer available. Update with 107-133S, item 26.	2nd rev.
23.	188-001V	BEARING AA205DD		
24.	890-466C	HSG RIBB FLG 6BOLT PLT	Use with 820-155C (1/4" rivets).	Rev. 2 is not interchangeable w/rev. 1
24.	107-112D	BEARING FLANGE-3/16 DIA HOLES	Use with 820-080C (3/16" rivets).	1st rev.
25.	800-213C	RIVET,BUTTON HEAD 1/4 X 1/2	Use with 820-155C.	Rev. 2 is not interchangeable w/rev. 1
25.	800-212C	RIVET,BUTTON HEAD .203 X 9/16	Use with 820-080C.	1st rev.
26.	107-133S	RPBY 107-135S	Includes items 22, 23, 24 & 25.	Rev. 2 is not interchangeable w/rev. 1
26.	107-130S	RPBY 107-133S		1st rev.
27.	107-111D	DD BRG FLANGE DUST COVER		
28.	802-228C	HHCS 5/8-11X1 1/2 GR5 NYL		
29.	802-015C	RHSNB 3/8-16X1 GR5		
30.	804-012C	WASHER FLAT 3/8 SAE PLT		
31.	107-113D	D.D. SLOTTED SCRAPER		
32.	801-002C	SCREW HEX SLT10-16X1/2P.THD CT		
33.	817-060C	PLASTIC SEED DROP & GUIDE ASSY		
34.	802-026C	HHCS 3/8-16X3 3/4 GR5		
35.	803-078C	NUT LOCK 3/8-16 NYLON INSERT		
36.	121-101D	DD ARM PIVOT PIPE SPACER		
37.	800-016C	UPPER FERT HOSE CLAMP		
38.	817-028C	DOUBLE DISK ARM PIVOT BUSHINGS		
39.	816-003C	D D GRAIN & FERT HOSE		
40.	802-079C	HHCS 3/8-16X1 1/4 GR5		
41.	804-040C	WASHER MACH 1.19 X .63 X 18GA		
42.	121-092D	S.R. END SPACER 4X12 & 2X13 SG		
43.	121-128D	OFFSET SPRING ROD CLIP L.H.		
44.	121-127D	OFFSET SPRING ROD CLIP R.H.		
45.	121-017E	7 STAGGER D.D. MOUNT		
46.	107-116D	U-MOUNT WITH 2 DROP		2nd rev.

[Table of Contents](#)    [Part Number Index](#)

**Standard Fertilizer Double Disk Opener Assembly (continued)**

---

(Applies to 2SF24 (1986+), 2SF30 (1986+) only)

<b>Ref</b>	<b>Part No.</b>	<b>Part Description</b>	<b>Comments</b>	<b>Revision</b>
46.	121-016H	RPBY 107-116D		Use existing stock; 1st rev.
47.	804-011C	WASHER FLAT 3/8 USS PLT		
48.	803-008C	NUT HEX 5/16-18 PLT		
49.	804-009C	WASHER LOCK SPRING 5/16 PLT		
50.	804-036C	WASHER FLAT 5/16 SAE PLT		
51.	121-704H	10 1/2 DEPTH BAND WLMT		
52.	802-029C	HHCS 7/16-14X1 1/2 GR5		
53.	121-705A	10 1/2 DEPTH BAND BUNDLE		
54.	107-136S	BLADE UPDATE HARDWARE	Includes items 27, 28 & 41.	
55.	107-134A	13 1/2 BLADE UDPATE-1/4 RIVETS	Includes items 26 & 54.	

***Standard Fertilizer Double Disk Opener Assembly (continued)***

---

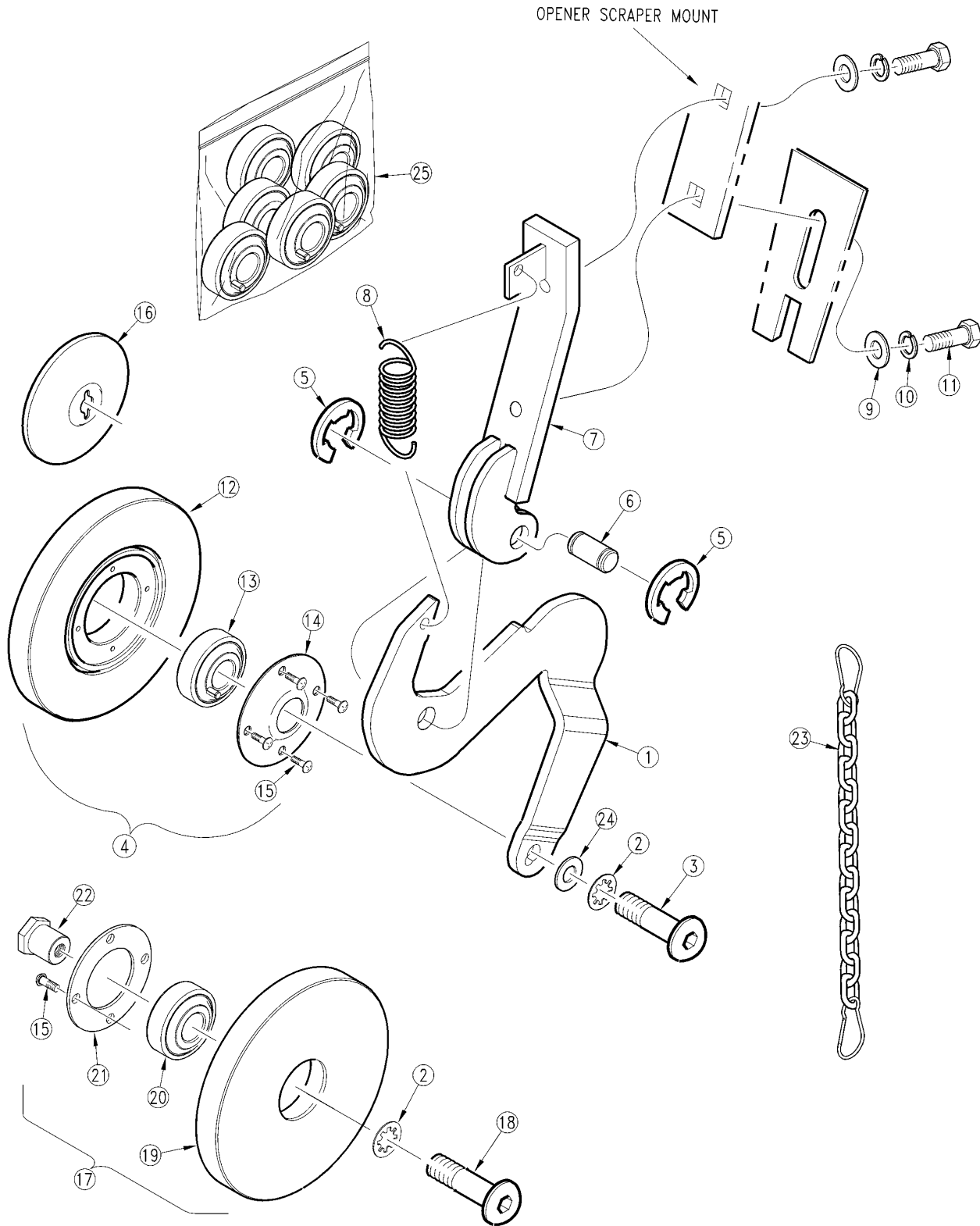
(Applies to 2SF24 (1986+), 2SF30 (1986+) only)

***This Page Intentionally Left Blank***

[Table of Contents](#)   [Part Number Index](#)

**Seed Lok (122-193K And 122-194K) (Option)**

(Applies to 2SF24 (1986+), 2SF30 (1986+) only)



16601



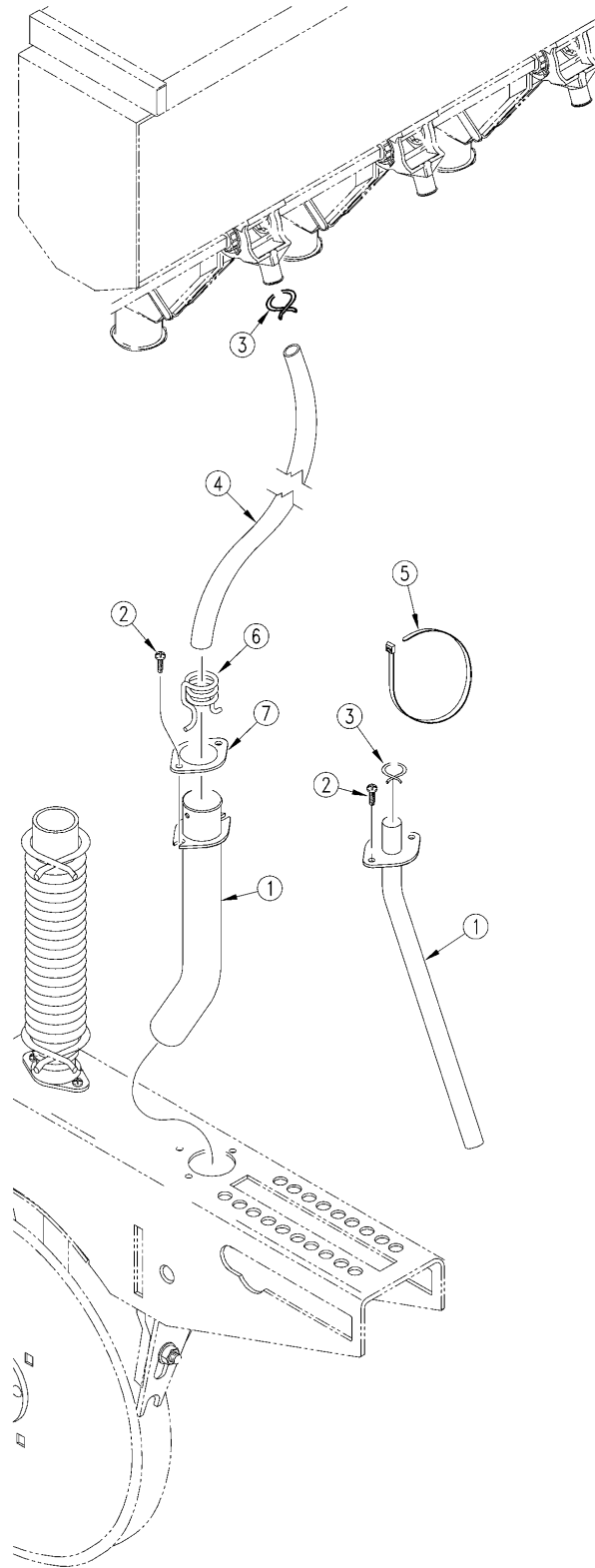
**Seed Lok (122-193K And 122-194K) (Option)**

**(Applies to 2SF24 (1986+), 2SF30 (1986+) only)**

<b>Ref</b>	<b>Part No.</b>	<b>Part Description</b>	<b>Comments</b>	<b>Revision</b>
	dwg16601	Image No.		
1.	122-151D	SEED-LOK ARM (1994)		
2.	804-078C	WASHER INTERNAL STAR 3/8 PLT.		
3.	801-141C	LHS CP 3/8-16X3/4 GR8 PLATED		
4.	122-201S	SD-LK 203 BEARING WHEEL ASSY		
5.	800-093C	RING SNAP EXTERNAL "E" 1/2		
6.	122-120D	5 SEED-LOK WHL ARM PIVOT PIN		
7.	122-173H	SS RMVBL SD-LOK MNT WLDMT	Included in 122-193K.	
7.	122-170H	EWNT RMVBL SD-LOK MNT WLDMT	Included in 122-194K.	
8.	807-101C	SPRING, 1 O.D.X.125WIREX 3 1/2		
9.	804-012C	WASHER FLAT 3/8 SAE PLT		
10.	804-013C	WASHER LOCK SPRING 3/8 PLT		
11.	802-017C	HHCS 3/8-16X1 GR5		
12.	817-134C	5/8 X 5 SEED FIRING WHEEL		
13.	188-008V	BEARING 203 SEED-LOK WITH PIN		
14.	816-173C	RETAINER W/BONDED SEAL 4BLT		
15.	801-084C	SCR PH THD FMG #10X1/2 TP ZP		
16.	206-021D	SEED LOK WHEEL CAP (LONG)		
17.	122-183S	5 SD-LK SOLID WHL ASSY (FAF)		
18.	801-069C	SCR HX SKT BUT CP 3/8-16X1 1/8		
19.	817-091C	5 UHMW SOLID WHEEL		
20.	822-095C	BRG INS .63IDX1.57OD DBL LIP		
21.	122-147D	5 SD-LOK SOLID WHEEL BRG RTNR		
22.	122-096D	FIRMING WHL, MOUNTING COLLAR		
23.	809-198C	SEED LOK TIE UP		
24.	804-011C	WASHER FLAT 3/8 USS PLT		
25.	122-231A	RPBY 188-008V	Includes 6 188-008V bearings.	

## Small Seeds Hose Retainer (Part 1)

(Applies to 2SF24 (1986+), 2SF30 (1986+) only)



16310

## ***Small Seeds Hose Retainer (Part 1)***

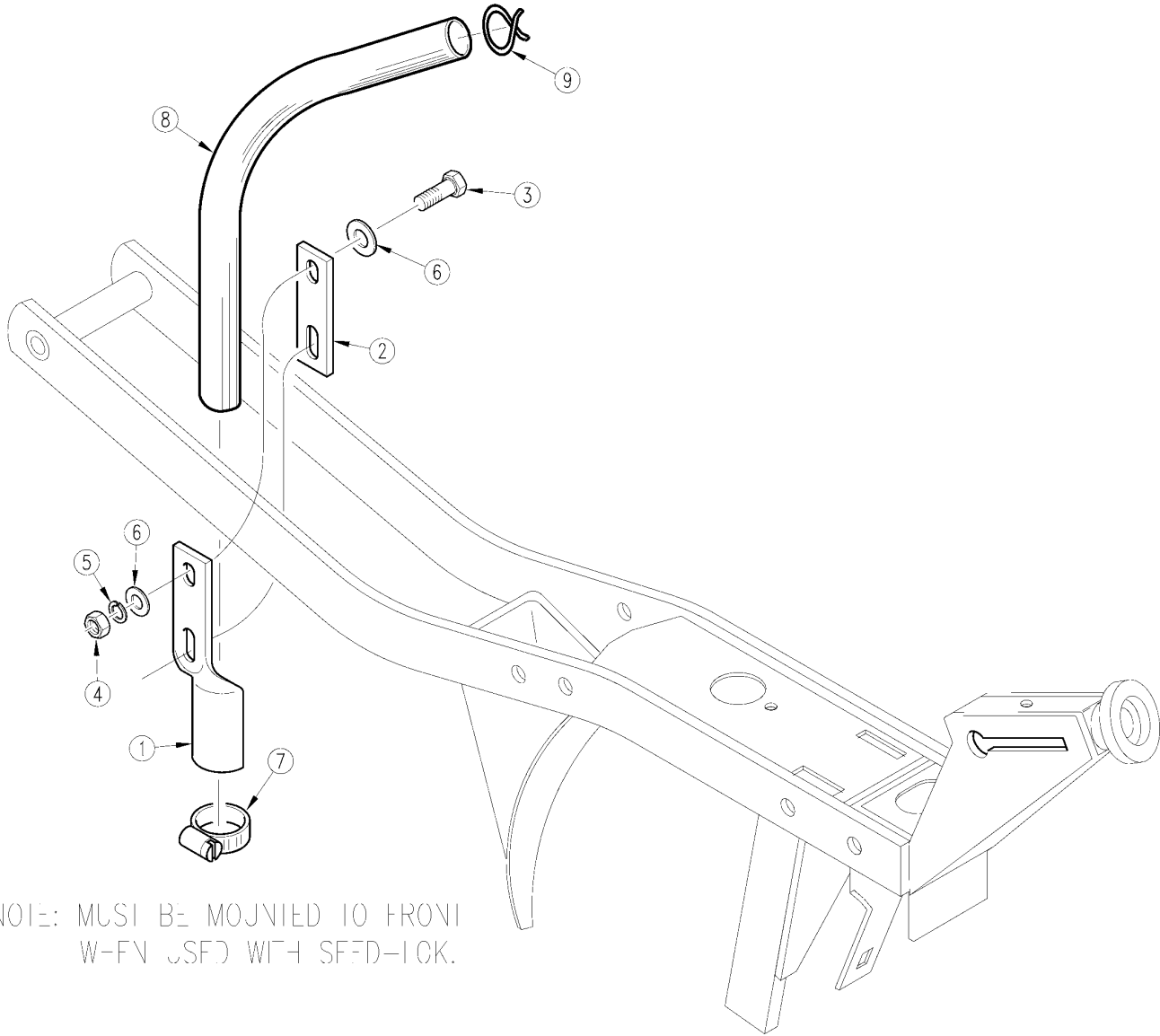
---

**(Applies to 2SF24 (1986+), 2SF30 (1986+) only)**

<b>Ref</b>	<b>Part No.</b>	<b>Part Description</b>	<b>Comments</b>	<b>Revision</b>
	dwg16310	Image No.		
1.	817-346C	PLASTIC FERTILIZER TUBE		2nd Revision.
1.	123-939H	SMALL SEEDS TUBE WELDMENT		1st Revision.
2.	801-002C	SCREW HEX SLT10-16X1/2P.THD CT		
3.	800-029C	SINGLE WIRE HOSE CLAMP #14		
4.	990-171R	HOSE 5/8 PVC		2nd Revision.
4.	816-358C	SGS HOSE 122 RIBS	Used with 123-939H.	1st Revision.
5.	800-060C	CABLE TIE .19X14.25 3DIA 50LB		
6.	800-304C	SGS TUBE CLAMP		
7.	133-065D	SML SDS TB REINFORCEMENT RING		

## Small Seeds Hose Retainer (Part 2)

(Applies to 2SF24 (1986+), 2SF30 (1986+) only)



NOTE: MUST BE MOUNTED TO FRONT  
W-FN USED WITH SEED-LOCK.

## ***Small Seeds Hose Retainer (Part 2)***

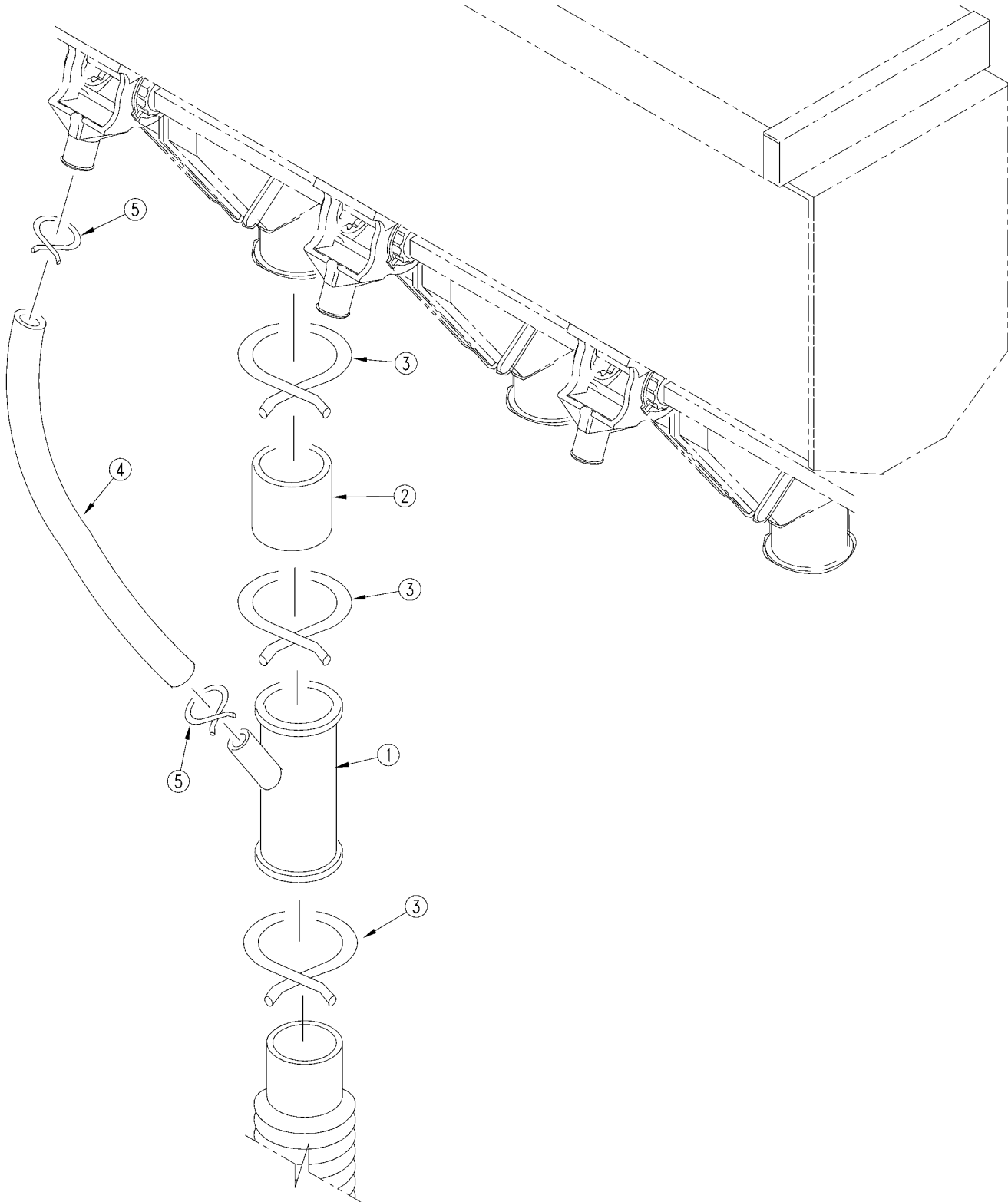
---

**(Applies to 2SF24 (1986+), 2SF30 (1986+) only)**

<b>Ref</b>	<b>Part No.</b>	<b>Part Description</b>	<b>Comments</b>	<b>Revision</b>
	dwg10924	Image No.		
1.	123-202D	GRASS SEED HOSE RETAINER		
2.	123-298D	HOSE RETAINER MOUNT PLATE		
3.	802-005C	HHCS 1/4-20X1 GR5		
4.	803-006C	NUT-HEX 1/4-20 PLT		
5.	804-006C	WASHER LOCK SPRING 1/4 PLT		
6.	804-007C	WASHER FLAT 1/4 SAE PLT		
7.	800-024C	CLAMP WORM DRIVE 11/16-1 1/4		
8.	990-171R	HOSE 5/8 PVC		
9.	800-029C	SINGLE WIRE HOSE CLAMP #14		

### Small Seeds Y-Tube Drop

(Applies to 2SF24 (1986+), 2SF30 (1986+) only)



11086

## ***Small Seeds Y-Tube Drop***

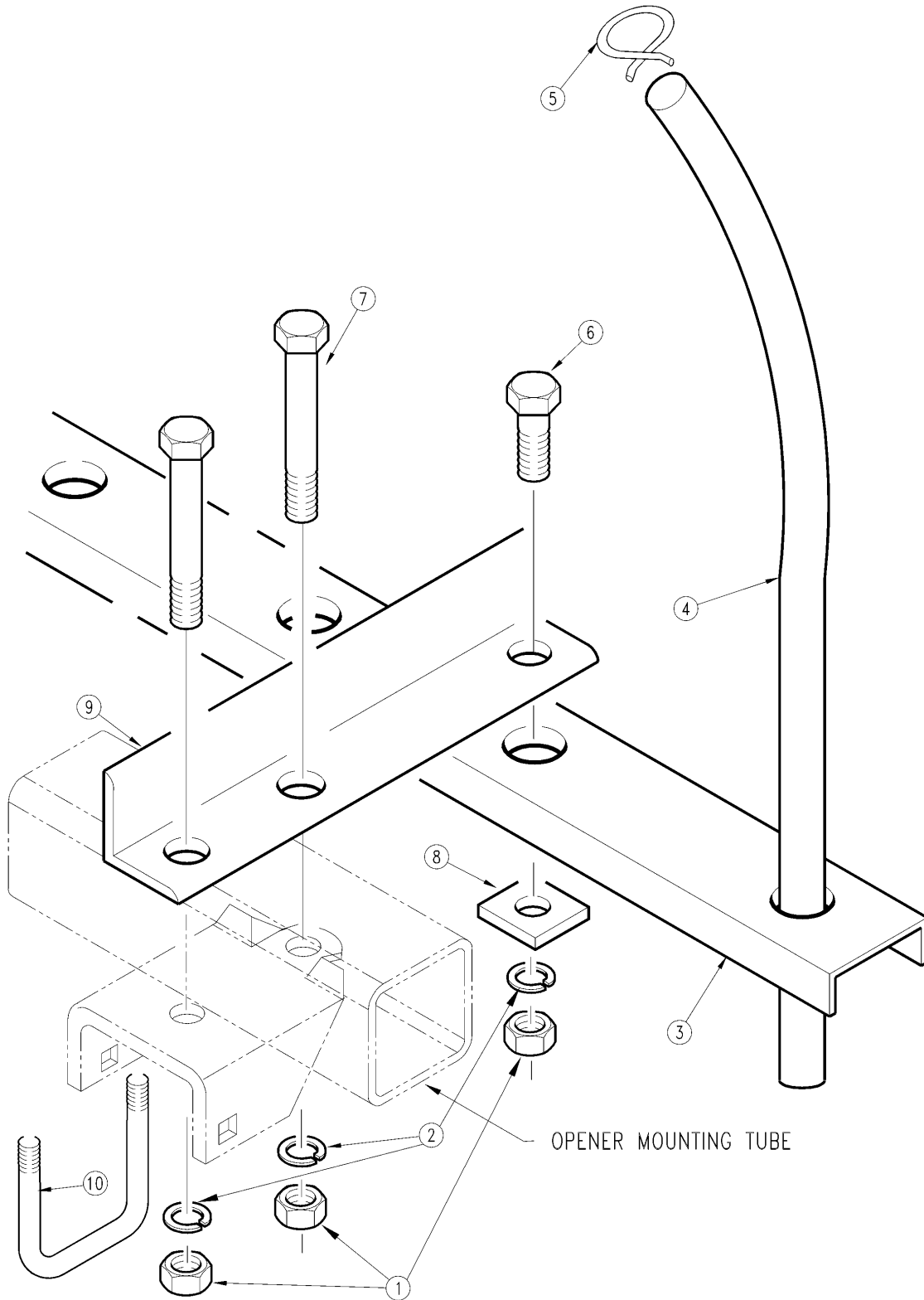
---

(Applies to 2SF24 (1986+), 2SF30 (1986+) only)

<b>Ref</b>	<b>Part No.</b>	<b>Part Description</b>	<b>Comments</b>	<b>Revision</b>
	dwg11086	Image No.		
1.	817-052C	GRASS SEED DROP TUBE		
2.	816-285C	SGS DROP TUBE CONNECTING HOSE		
3.	800-009C	CLAMP HOSE 1 5/8 NO. 26		
4.	123-232D	SML SDS HOSE 5/8 ID X 36LONG		
5.	800-029C	CLAMP HOSE GRASS SEED		

## Small Seeds Hose Channel Mounting

(Applies to 2SF24 (1986+), 2SF30 (1986+) only)



11416



## ***Small Seeds Hose Channel Mounting***

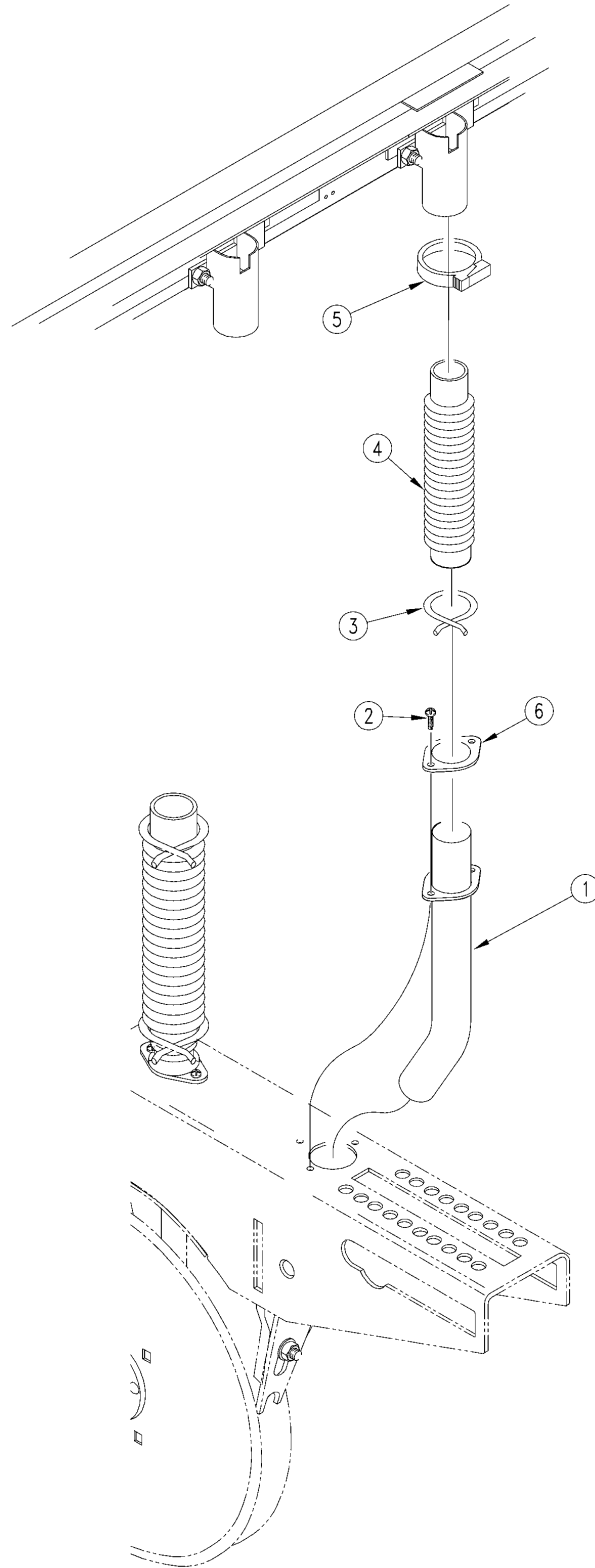
---

**(Applies to 2SF24 (1986+), 2SF30 (1986+) only)**

<b>Ref</b>	<b>Part No.</b>	<b>Part Description</b>	<b>Comments</b>	<b>Revision</b>
	dwg11416	Image No.		
1.	803-020C	NUT HEX 1/2-13 PLT		
2.	804-015C	WASHER LOCK SPRING 1/2 PLT		
3.	123-147D	HOSE MOUNTING CHANNEL 6-7		
3.	123-148D	HOSE MOUNTING CHANNEL 6-5		
3.	123-151D	HOSE MOUNTING CHANNEL 6-10		
3.	123-178D	7-10 HOSE MOUNTING CHANNEL		
3.	123-179D	7 1/2-10 HOSE MOUNTING CHANNEL		
3.	123-180D	8-10 HOSE MOUNTING CHANNEL		
3.	123-181D	10-10 HOSE MOUNTING CHANNEL		
3.	123-182D	7-7 HOSE MOUNTING CHANNEL		
3.	123-183D	7 1/2-7 HOSE MOUNTING CHANNEL		
3.	123-184D	8-7 HOSE MOUNTING CHANNEL		
3.	123-185D	10-7 HOSE MOUNTING CHANNEL		
3.	123-186D	7-5 HOSE MOUNTING CHANNEL		
3.	123-187D	7 1/2-5 HOSE MOUNTING CHANNEL		
3.	123-188D	8-5 HOSE MOUNTING CHANNEL		
3.	123-189D	10-5 HOSE MOUNTING CHANNEL		
4.	990-171R	HOSE 5/8 PVC		
5.	800-029C	SINGLE WIRE HOSE CLAMP #14		
6.	802-034C	HHCS 1/2-13X1 1/4 GR5		
7.	802-039C	HHCS 1/2-13X3 GR5		
8.	123-150D	CHANNEL SUPPORT BOLT TAB		
9.	123-149D	CHANNEL SUPPORT ANGLE		
9.	123-235D	CHANNEL SUPPORT ANGLE 27&30 3P		
10.	806-005C	U-BOLT 1/2-13 X 2 X 3 GR 5		
10.	806-010C	U-BOLT 1/2-13 X 2 1/2 X 3 1/2		

## Fertilizer Hose Retainer

(Applies to 2SF24 (1986+), 2SF30 (1986+) only)



13455

## **Fertilizer Hose Retainer**

---

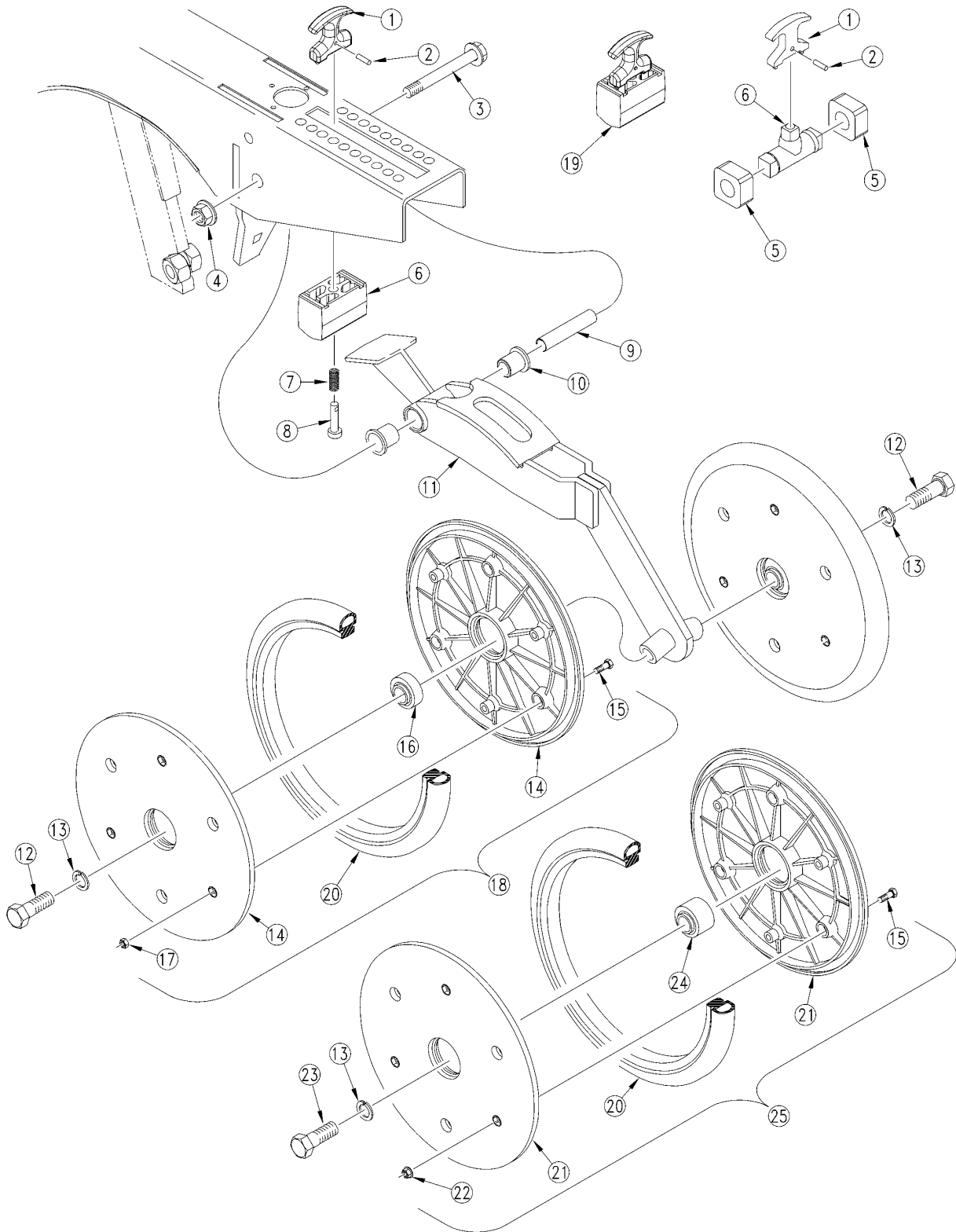
**(Applies to 2SF24 (1986+), 2SF30 (1986+) only)**

<b>Ref</b>	<b>Part No.</b>	<b>Part Description</b>	<b>Comments</b>	<b>Revision</b>
	dwg13455	Image No.		
1.	142-701H	RPBY 817-346C	After January 1, 1995	
1.	142-520H	RPBY 817-346C	Before Decenter 31, 1994	
2.	801-002C	SCREW HEX SLT10-16X1/2P.THD CT		
3.	800-008C	CLAMP HOSE 1 1/2 NO. 24		
4.	816-239C	SEED HOSE 56 RIBS X 11 LONG	Option 00 Straight Arm Opener	2nd rev.
4.	816-188C	RPBY 816-239C	Option 00 Straight Arm Opener	Use existing stock; 1st rev.
4.	816-007C	SEED HOSE X 59 RIBS 1.5-1.25	Option 10 Parallel Link Opener	
5.	800-016C	UPPER FERT HOSE CLAMP		
6.	133-065D	SML SDS TB REINFORCEMENT RING		

# Table of Contents Part Number Index

## 1" x 12" Double "V" Press Wheel (Part 1)

(Applies to 2SF24 (1986+), 2SF30 (1986+) only)



14795

**1" x 12" Double "V" Press Wheel (Part 1)**

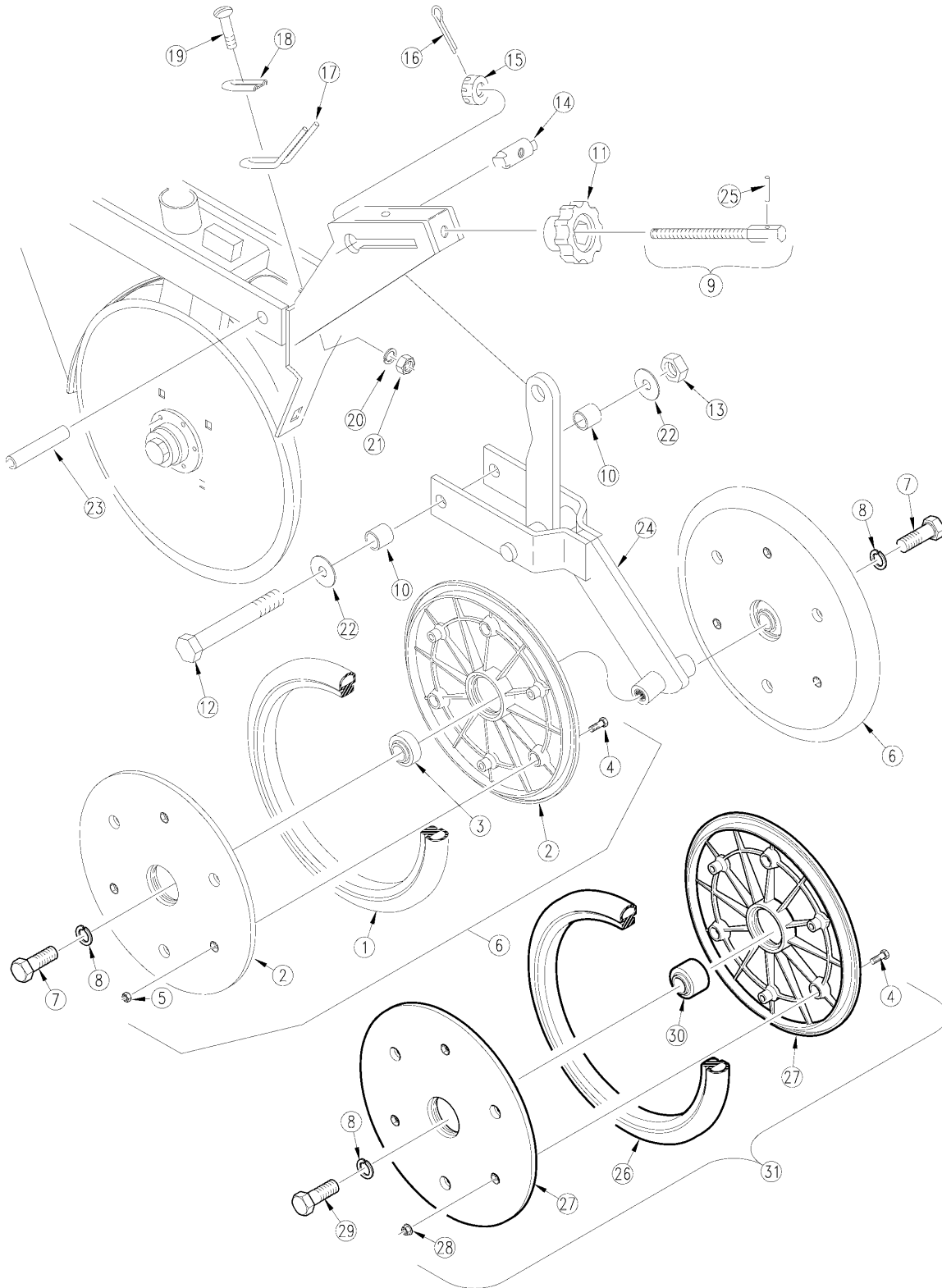
**(Applies to 2SF24 (1986+), 2SF30 (1986+) only)**

<b>Ref</b>	<b>Part No.</b>	<b>Part Description</b>	<b>Comments</b>	<b>Revision</b>
	dwg14795	Image No.		
1.	198-104D	RPBY 817-328C	(S/N 3210F- for 2SF24 and 3205G- for 2SF30) See item 26.	1st rev.
2.	805-186C	PIN ROLL 5/32 X 5/8 PLT		
3.	802-421C	HFS 1/2-13X3 3/4 GR5 SPTH		
4.	803-169C	NUT HEX FLG. LOCK 1/2-13 PLT.		
5.	817-132C	PRESS WHEEL ARM BUMPER	(S/N 3410F- for 2SF24 and 3205G- for 2SF30) Use only with item 6.	
6.	812-194C	RPBY 817-347C	(S/N 3210F- for 2SF24 and 3205G- for 2SF30). See item 27.	1st rev.
7.	807-106C	SPRING .540 O.D.X 1 1/4 X.054W		
8.	805-154C	PIN CLEVIS 3/8 X 2 1/8 USABLE		
9.	198-137D	PRESS WHEEL PIVOT TUBE		
10.	817-084C	PARALLEL ARM PIVOT BUSHING		
11.	199-022H	98 1X12 PRESS WHEEL WELDMENT	9/1/97+ Use with item 25.	Rev. 3 is not interchangeable w/rev. 2
11.	199-020H	1 X 12 PRESS WHEEL WELDMENT	(2SF24 S/N 3236F<->8/31/97 & 2SF30 S/N 3046G<->8/31/97) Use with item 18.	Rev. 2 is not interchangeable w/rev. 1
11.	199-017H	95 1 X 12 DBL V PW WELDMENT	(2SF24 S/N 3235F- & 2SF30 S/N 3045G-) Use with item 18.	1st rev.
12.	802-051C	HHCS 5/8-11X1 1/2 GR5		
13.	804-022C	WASHER LOCK SPRING 5/8 PLT		
14.	817-081C	1 X 12 MOLDED PRESS WHEEL RIM		
15.	802-005C	HHCS 1/4-20X1 GR5		
16.	188-001V	BEARING AA205DD		
17.	803-007C	NUT-LOCK 1/4-20 PLT		
18.	814-143C	1 X 12 GP PRESS WHEEL ASSEMBLY	Includes items 14 through 17 & 20.	2nd rev. Use existing stock; 1st rev.
18.	122-136S	RPBY 814-143C		
19.	122-202S	PW ADJUSTMENT TRUNNION ASSY	Includes items 2, 7, 8, 26 and 27.	
20.	814-034C	TIRE RUBBER 1 X 12		
21.	817-330C	1 X 12 PRESS WHEEL RIM HALF		
22.	803-088C	NUT HEX LOCK 1/4-20 FLG		
23.	802-058C	HHCS 5/8-11X2 1/2 GR5		
24.	822-170C	BRG .63ID PRESS WHL ASY		
25.	814-174C	1 X 12 PRESS WHL ASSY-5203BRG	9/1/97+	
26.	817-328C	T-HANDLE ASSEMBLY	(S/N 3411F+ for 2SF24 and 3206G+ for 2SF30)	2nd rev.
27.	817-347C	OPENER TRUNION	(S/N 3411F+ for 2SF24 and 3206G+ for 2SF30)	2nd rev.

# Table of Contents   Part Number Index

## **1" x 12" Double "V" Press Wheel (Part 2)**

(Applies to 2SF24 (1986+), 2SF30 (1986+) only)



10534

## 1" x 12" Double "V" Press Wheel (Part 2)

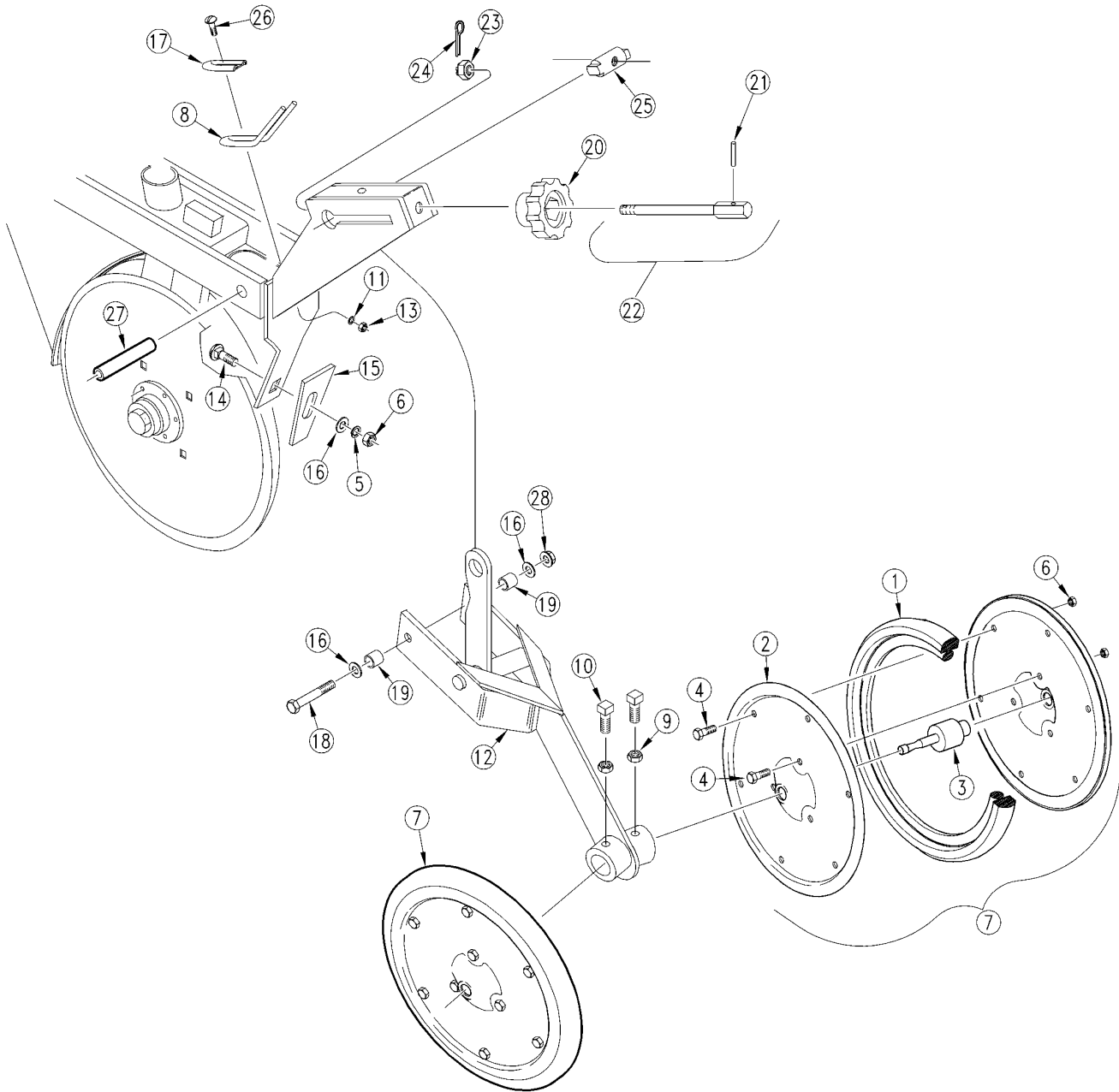
(Applies to 2SF24 (1986+), 2SF30 (1986+) only)

Ref	Part No.	Part Description	Comments	Revision
	dwg10534	Image No.		
1.	814-034C	TIRE RUBBER 1 X 12		
2.	817-081C	1 X 12 MOLDED PRESS WHEEL RIM		
3.	188-001V	BEARING AA205DD		
4.	802-005C	HHCS 1/4-20X1 GR5		
5.	803-007C	NUT-LOCK 1/4-20 PLT		
6.	814-143C	1 X 12 GP PRESS WHEEL ASSEMBLY		2nd rev.
6.	122-136S	RPBY 814-143C		Use existing stock; 1st rev.
7.	802-051C	HHCS 5/8-11X1 1/2 GR5		
8.	804-022C	WASHER LOCK SPRING 5/8 PLT		
9.	122-055S	SCREW ADJUSTMENT ROD		
10.	121-092D	S.R. END SPACER 4X12 & 2X13 SG		
11.	817-021C	KNOB P.W. ADJUSTMENT		
12.	802-174C	HHCS 3/8-16X4 3/4 GR5 SPTHD		
13.	803-078C	NUT LOCK 3/8-16 NYLON INSERT		
14.	122-061D	SLIDE TRUNNION		
15.	803-069C	NUT HEX SLOTTED 7/16-14 PLT		
16.	805-064C	PIN COTTER 7/64 X 1 LONG		
17.	807-066C	SCREW ADJ TENSION SPRING BENT		
18.	122-065D	TENSION SPRING RETAINER		
19.	801-018C	SCREW RD HD 1/4-20 X 5/8		
20.	804-006C	WASHER LOCK SPRING 1/4 PLT		
21.	803-006C	NUT-HEX 1/4-20 PLT		
22.	804-012C	WASHER FLAT 3/8 SAE PLT		
23.	121-091D	SPRING ROD CENTER SPACER TUBE		
24.	122-132H	1 X 12 DBL V GP P.W. ARM WLDMM		
25.	805-073C	PIN ROLL 5/32 X 1		
26.	814-034C	TIRE RUBBER 1 X 12		
27.	817-330C	1 X 12 PRESS WHEEL RIM HALF		
28.	803-088C	NUT HEX LOCK 1/4-20 FLG		
29.	802-058C	HHCS 5/8-11X2 1/2 GR5		
30.	822-170C	BRG .63ID PRESS WHL ASY		
31.	814-174C	1 X 12 PRESS WHL ASSY-5203BRG		

[Table of Contents](#)   [Part Number Index](#)

**1" x 12" Double "V" Press Wheel (1990-)**

(Applies to 2SF24 (1986+), 2SF30 (1986+) only)



17102



## 1" x 12" Double "V" Press Wheel (1990-)

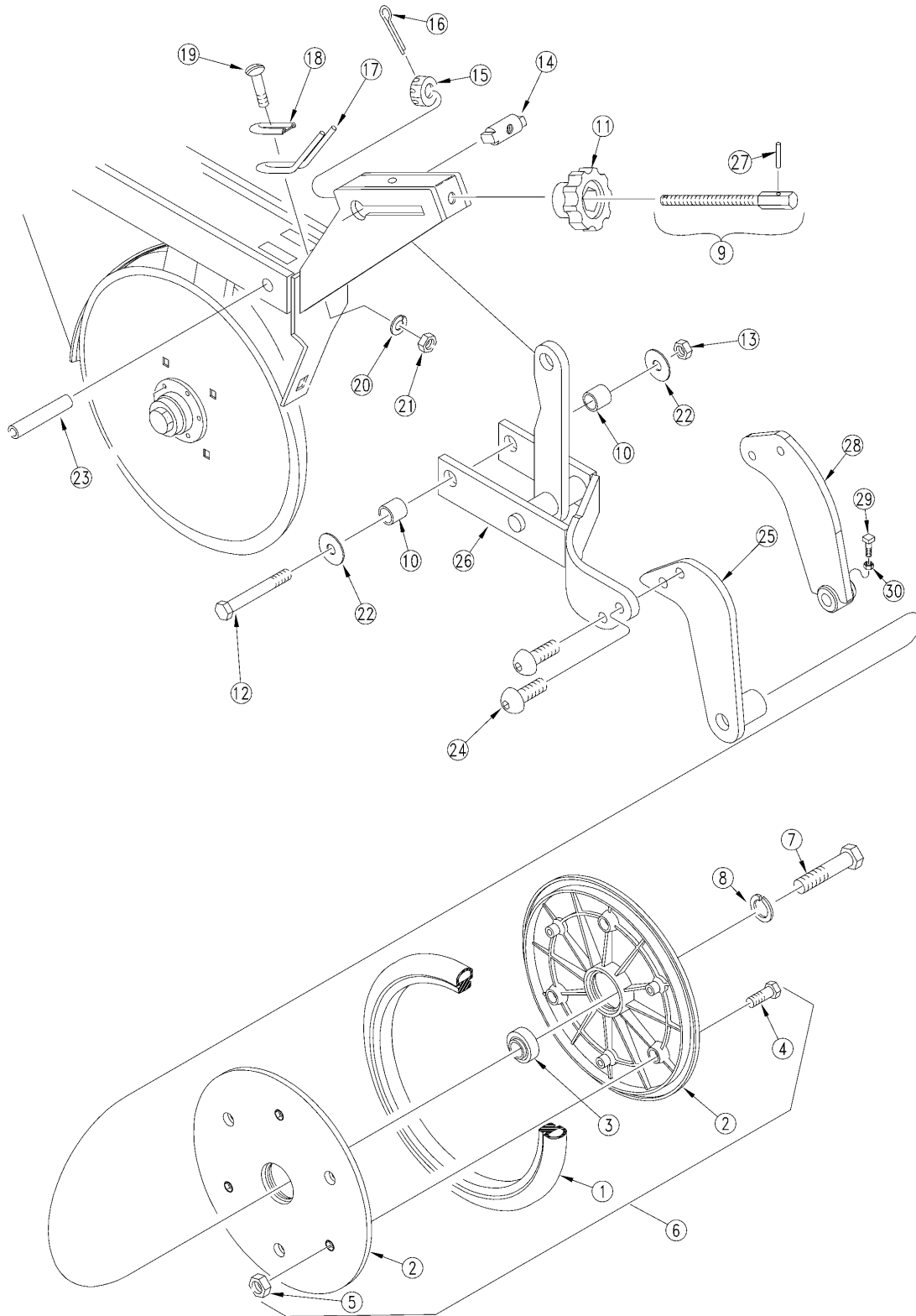
(Applies to 2SF24 (1986+), 2SF30 (1986+) only)

Ref	Part No.	Part Description	Comments	Revision
	dwg17102	Image No.		
1.	814-034C	TIRE RUBBER 1 X 12		
2.	814-035C	WHEEL 1 X 12 RIM HALF		
3.	822-023C	INSERT SINGLE ENDED SFT		
4.	802-007C	HHCS 5/16-18X3/4 GR5		
5.	804-013C	WASHER LOCK SPRING 3/8 PLT		
6.	803-011C	NUT LOCK 5/16-18 PLT		
7.	814-033C	1 X 12 PRESS WHEEL ASSEMBLY		
8.	807-066C	SCREW ADJ TENSION SPRING BENT		
9.	803-012C	NUT HEX JAM 3/8-16 PLT		
10.	801-007C	SCREW SQ HD SET 3/8-16X7/8 PLT		
11.	804-006C	WASHER LOCK SPRING 1/4 PLT		
12.	122-105H	1X12 DOUBLE V PW ARM WELDMENT		
13.	803-006C	NUT-HEX 1/4-20 PLT		
14.	802-015C	RHSNB 3/8-16X1 GR5		
15.	107-075D	RPBY 107-113D		
16.	804-012C	WASHER FLAT 3/8 SAE PLT		
17.	122-065D	TENSION SPRING RETAINER		
18.	802-174C	HHCS 3/8-16X4 3/4 GR5 SPTH		
19.	121-093D	S.R. END SPACER 2X13 DOUBLE V		
20.	817-021C	KNOB P.W. ADJUSTMENT		
21.	805-073C	PIN ROLL 5/32 X 1		
22.	122-055S	SCREW ADJUSTMENT ROD		
23.	803-069C	NUT HEX SLOTTED 7/16-14 PLT		
24.	805-064C	PIN COTTER 7/64 X 1 LONG		
25.	122-061D	SLIDE TRUNNION		
26.	801-018C	SCREW RD HD 1/4-20 X 5/8		
27.	121-091D	SPRING ROD CENTER SPACER TUBE		
28.	803-078C	NUT LOCK 3/8-16 NYLON INSERT		

# Table of Contents    Part Number Index

## **1" X 12" Single Press Wheel**

(Applies to 2SF24 (1986+), 2SF30 (1986+) only)



10529

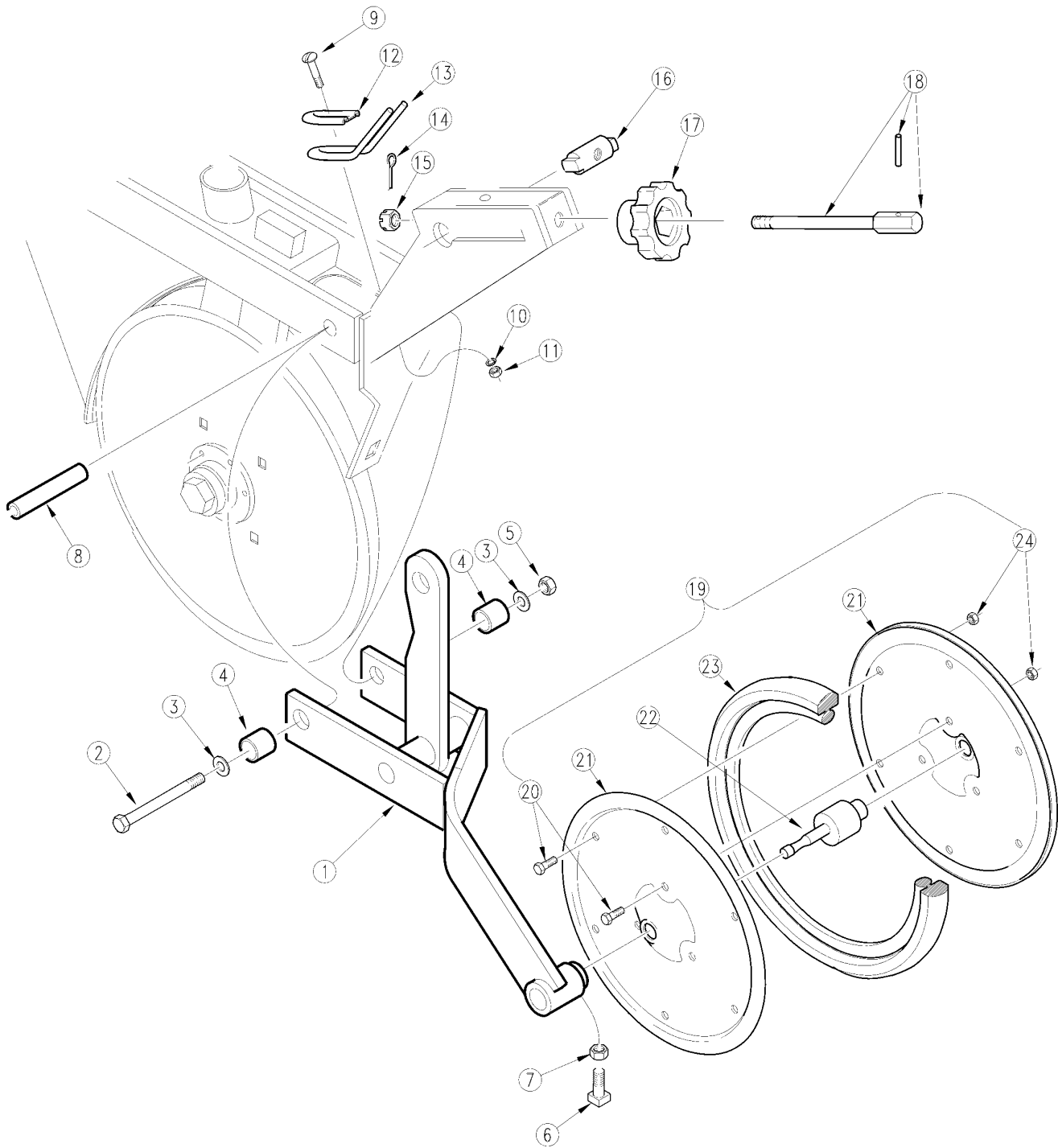
## 1" X 12" Single Press Wheel

**(Applies to 2SF24 (1986+), 2SF30 (1986+) only)**

Ref	Part No.	Part Description	Comments	Revision
	dwg10529	Image No.		
1.	814-034C	TIRE RUBBER 1 X 12		
2.	817-081C	1 X 12 MOLDED PRESS WHEEL RIM		
3.	188-001V	BEARING AA205DD		
4.	802-005C	HHCS 1/4-20X1 GR5		
5.	803-007C	NUT-LOCK 1/4-20 PLT		
6.	814-143C	1 X 12 GP PRESS WHEEL ASSEMBLY		2nd rev.
6.	122-136S	RPBY 814-143C		Use existing stock; 1st rev.
7.	802-051C	HHCS 5/8-11X1 1/2 GR5		
8.	804-022C	WASHER LOCK SPRING 5/8 PLT		
9.	122-055S	SCREW ADJUSTMENT ROD		
10.	121-092D	S.R. END SPACER 4X12 & 2X13 SG		
11.	817-021C	KNOB P.W. ADJUSTMENT		
12.	802-174C	HHCS 3/8-16X4 3/4 GR5 SPTHD		
13.	803-078C	NUT LOCK 3/8-16 NYLON INSERT		
14.	122-061D	SLIDE TRUNNION		
15.	803-069C	NUT HEX SLOTTED 7/16-14 PLT		
16.	805-064C	PIN COTTER 7/64 X 1 LONG		
17.	807-066C	SCREW ADJ TENSION SPRING BENT		
18.	122-065D	TENSION SPRING RETAINER		
19.	801-018C	SCREW RD HD 1/4-20 X 5/8		
20.	804-006C	WASHER LOCK SPRING 1/4 PLT		
21.	803-006C	NUT-HEX 1/4-20 PLT		
22.	804-012C	WASHER FLAT 3/8 SAE PLT		
23.	121-091D	SPRING ROD CENTER SPACER TUBE		
24.	802-371C	HSBHCS 1/2-13X1 GR5 NYL		
25.	122-130H	1 X 12 PRESS WHEEL ARM WMNT		
26.	122-110H	COMBINATION PW ARM WLDMENT		
27.	805-073C	PIN ROLL 5/32 X 1		
28.	122-108H	1X12 & 2X13 PW ARM WELDMENT		
29.	801-007C	SCREW SQ HD SET 3/8-16X7/8 PLT		
30.	803-006C	NUT-HEX 1/4-20 PLT		

# 1" x 12" Single Press Wheel (1990-)

(Applies to 2SF24 (1986+), 2SF30 (1986+) only)



11176

## 1" x 12" Single Press Wheel (1990-)

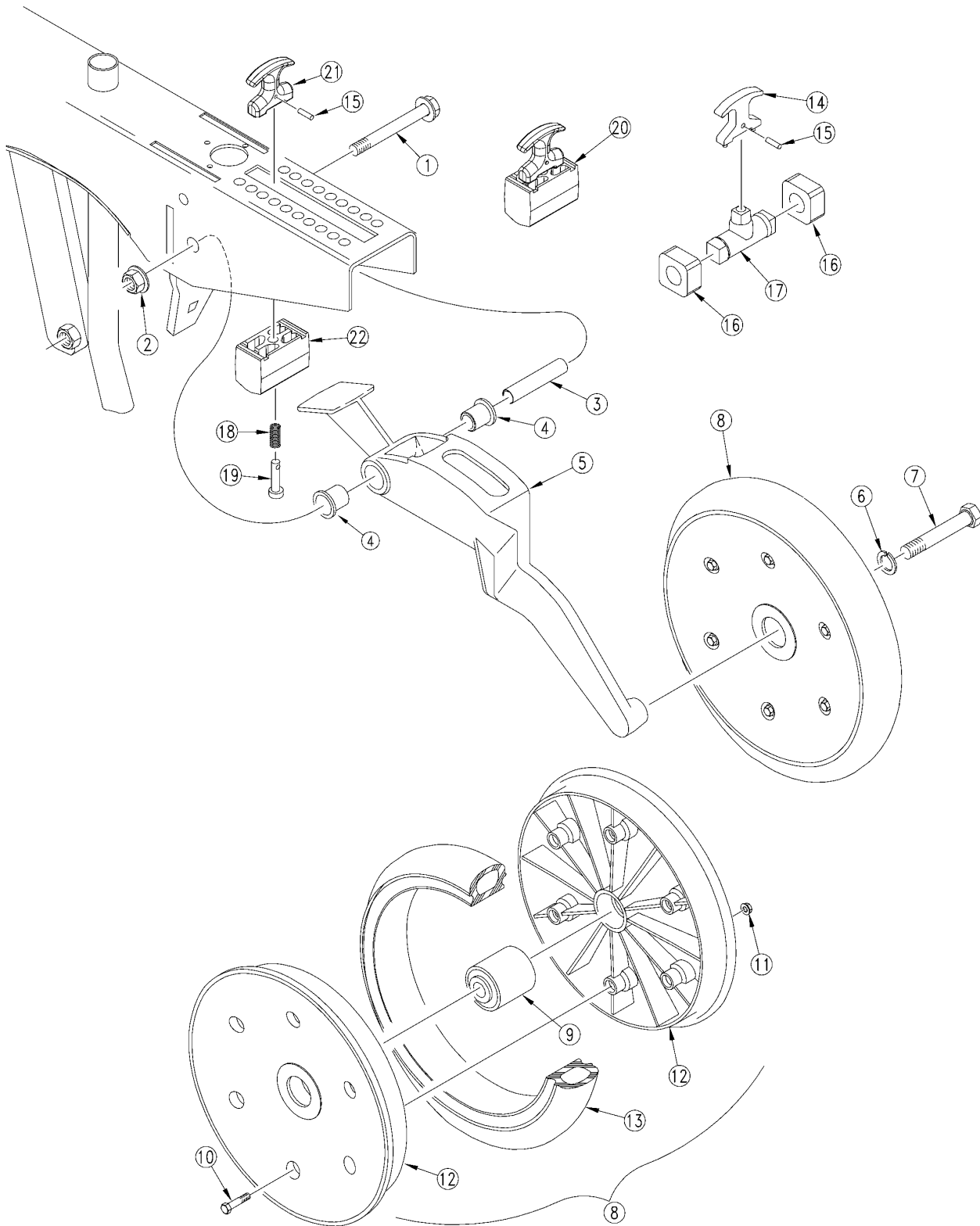
(Applies to 2SF24 (1986+), 2SF30 (1986+) only)

Ref	Part No.	Part Description	Comments	Revision
	dwg11176	Image No.		
1.	122-082H	1 X 12 SINGLE PW ARM WELDMENT		
2.	802-174C	HHCS 3/8-16X4 3/4 GR5 SPTH		
3.	804-012C	WASHER FLAT 3/8 SAE PLT		
4.	121-092D	S.R. END SPACER 4X12 & 2X13 SG		
5.	803-078C	NUT LOCK 3/8-16 NYLON INSERT		
6.	801-007C	SCREW SQ HD SET 3/8-16X7/8 PLT		
7.	803-012C	NUT HEX JAM 3/8-16 PLT		
8.	121-091D	SPRING ROD CENTER SPACER TUBE		
9.	801-018C	SCREW RD HD 1/4-20 X 5/8		
10.	804-006C	WASHER LOCK SPRING 1/4 PLT		
11.	803-006C	NUT-HEX 1/4-20 PLT		
12.	122-065D	TENSION SPRING RETAINER		
13.	807-066C	SCREW ADJ TENSION SPRING BENT		
14.	805-064C	PIN COTTER 7/64 X 1 LONG		
15.	803-069C	NUT HEX SLOTTED 7/16-14 PLT		
16.	122-061D	SLIDE TRUNNION		
17.	817-021C	KNOB P.W. ADJUSTMENT		
18.	122-055S	SCREW ADJUSTMENT ROD		
19.	814-033C	1 X 12 PRESS WHEEL ASSEMBLY		
20.	802-007C	HHCS 5/16-18X3/4 GR5		
21.	814-035C	WHEEL 1 X 12 RIM HALF		
22.	822-023C	INSERT SINGLE ENDED SFT		
23.	814-034C	TIRE RUBBER 1 X 12		
24.	803-011C	NUT LOCK 5/16-18 PLT		

**Table of Contents    Part Number Index**

**2" x 13" Smooth Crown Press Wheel (2SF24 S/N 3236F+ & 2SF30 S/N 3046G+)**

(Applies to 2SF24 (1986+), 2SF30 (1986+) only)



16041

**2" x 13" Smooth Crown Press Wheel (2SF24 S/N 3236F+ & 2SF30 S/N 3046G+)**

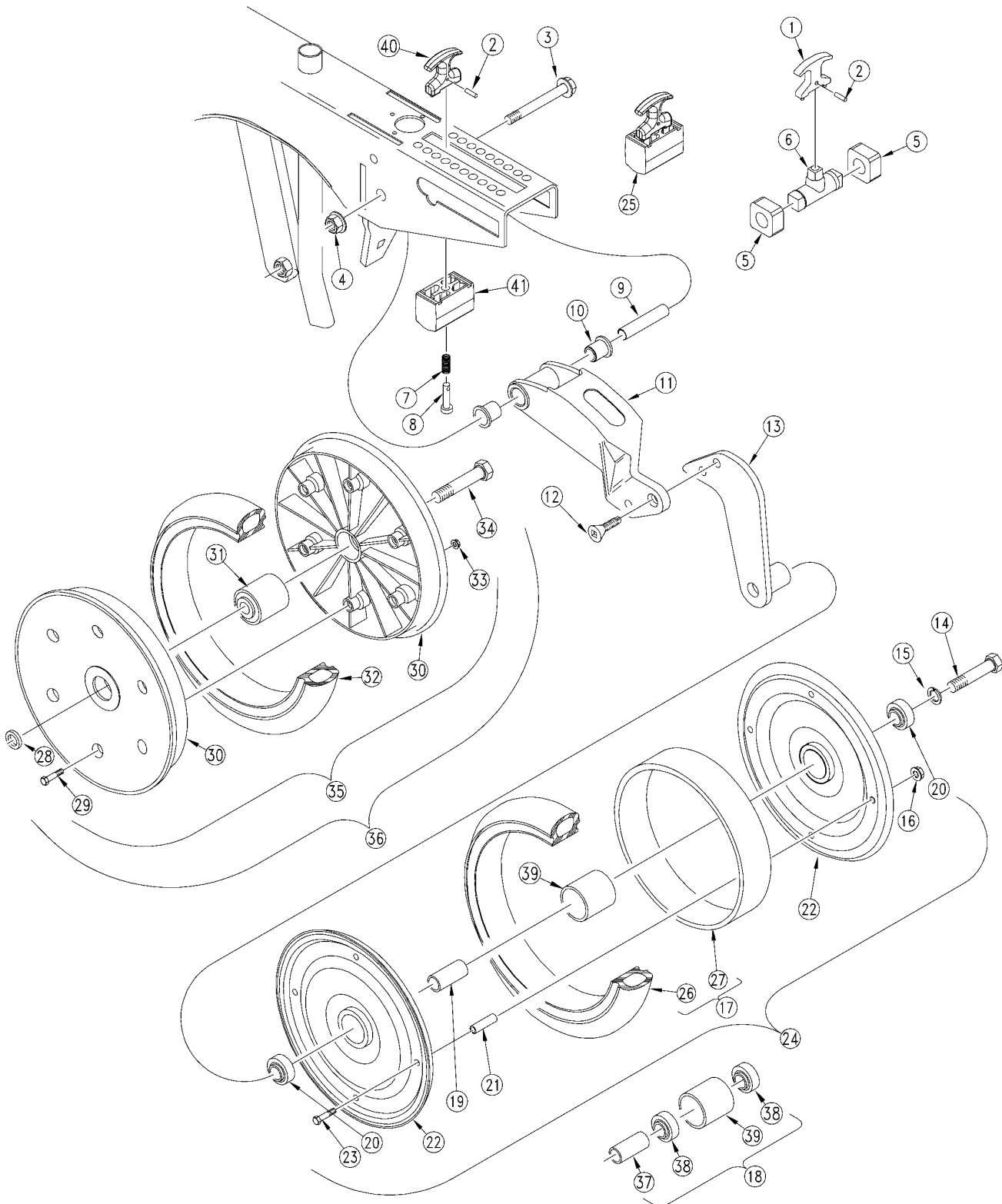
**(Applies to 2SF24 (1986+), 2SF30 (1986+) only)**

<b>Ref</b>	<b>Part No.</b>	<b>Part Description</b>	<b>Comments</b>	<b>Revision</b>
	dwg16041	Image No.		
1.	802-421C	HFS 1/2-13X3 3/4 GR5 SPTH		
2.	803-169C	NUT HEX FLG. LOCK 1/2-13 PLT.		
3.	198-137D	PRESS WHEEL PIVOT TUBE		
4.	817-084C	PARALLEL ARM PIVOT BUSHING		
5.	199-042D	UNIVERSAL PW ARM MACH 2&3X13		2nd rev.
5.	199-028D	RPBY 199-042D		1st rev.
6.	804-022C	WASHER LOCK SPRING 5/8 PLT		
7.	802-058C	HHCS 5/8-11X2 1/2 GR5		
8.	814-157C	2 X 13 PRESS WHEEL ASSEMBLY	Includes items 9 through 13	
9.	822-170C	BRG .63ID PRESS WHL ASY		
10.	802-617C	HHFS 1/4-20 X 1 1/2 GR 5		
11.	803-088C	NUT HEX LOCK 1/4-20 FLG		
12.	817-296C	2 X 13 PRESS WHEEL RIM HALF		
13.	814-159C	2 X 13 PRESS WHEEL TIRE		
14.	198-104D	RPBY 817-328C	See item 21.	1st rev.
15.	805-186C	PIN ROLL 5/32 X 5/8 PLT		
16.	817-132C	PRESS WHEEL ARM BUMPER	(S/N 3410F- for 2SF24 and 3205G- for 2SF30) Use only with item 17.	
17.	812-194C	RPBY 817-347C	(S/N 3210F- for 2SF24 and 3205G- for 2SF30). See item 22.	1st rev.
18.	807-106C	SPRING .540 O.D.X 1 1/4 X.054W		
19.	805-154C	PIN CLEVIS 3/8 X 2 1/8 USABLE		
20.	122-202S	PW ADJUSTMENT TRUNNION ASSY	Includes items 15, 18, 19, 21 and 22.	
21.	817-328C	T-HANDLE ASSEMBLY		2nd rev.
22.	817-347C	OPENER TRUNION	(S/N 3411F+ for 2SF24 and 3206G+ for 2SF30) Replaces items 16 and 17.	2nd rev.

**Table of Contents    Part Number Index**

**2" x 13" Smooth Crown Press Wheel (2SF24 S/N 3235F- & 2SF30 S/N 3045G-)**

(Applies to 2SF24 (1986+), 2SF30 (1986+) only)



12039



**Table of Contents    Part Number Index**

Press Wheels

**2" x 13" Smooth Crown Press Wheel (2SF24 S/N 3235F- & 2SF30 S/N 3045G-)**

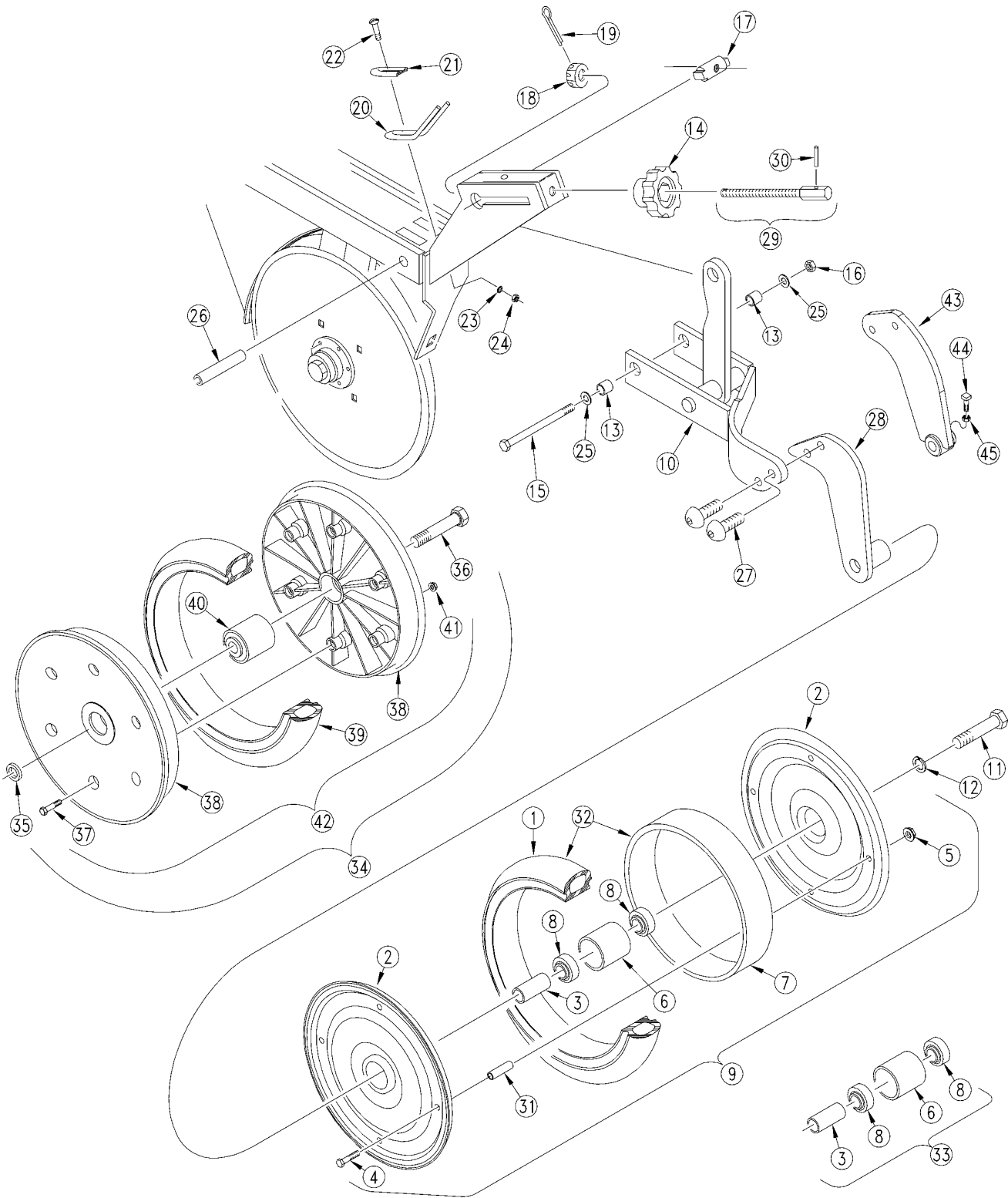
**(Applies to 2SF24 (1986+), 2SF30 (1986+) only)**

<b>Ref</b>	<b>Part No.</b>	<b>Part Description</b>	<b>Comments</b>	<b>Revision</b>
	dwg12039	Image No.		
1.	198-104D	RPBY 817-328C	See item 40.	1st rev.
2.	805-186C	PIN ROLL 5/32 X 5/8 PLT		
3.	802-421C	HFS 1/2-13X3 3/4 GR5 SPTH		
4.	803-169C	NUT HEX FLG. LOCK 1/2-13 PLT.		
5.	817-132C	PRESS WHEEL ARM BUMPER	(S/N 3410F- for 2SF24 and 3205G- for 2SF30) Use only with 812-194C.	
6.	812-194C	RPBY 817-347C	(S/N 3210F- for 2SF24 and 3205G- for 2SF30). See item 41.	1st rev.
7.	807-106C	SPRING .540 O.D.X 1 1/4 X.054W		
8.	805-154C	PIN CLEVIS 3/8 X 2 1/8 USABLE		
9.	198-137D	PRESS WHEEL PIVOT TUBE		
10.	817-084C	PARALLEL ARM PIVOT BUSHING		
11.	199-025D	PRESS WHEEL ARM MACHINED		
12.	801-115C	SFHCS 1/2-13X1 W/ 3/8 SQ SOCKT		
13.	122-188H	PRESS WHEEL ARM END WMNT		
14.	802-059C	HHCS 5/8-11X3 GR5		
15.	804-022C	WASHER LOCK SPRING 5/8 PLT		
16.	803-177C	803-184 FLG TP LK 5/16-18ZNYCR		
17.	122-189V	2 X 13 TIRE & RING ASSEMBLY		
18.	122-190V	REPLACED BY COMPONENT PARTS		
19.	122-114D	2 X 13 PW BRG. SPACER TUBE		
20.	822-095C	BRG INS .63IDX1.57OD DBL LIP		
21.	890-198C	2X13 P.W. BOLT SPACER		
22.	122-115D	RPBY 122-233 OR -234A		
23.	802-013C	HHCS 5/16-18X1 3/4 GR5		
24.	122-115S	RPBY 122-233A		
25.	122-202S	PW ADJUSTMENT TRUNNION ASSY	Includes items 2, 7, 8, 40 and 41.	
26.	814-069C	TIRE 2 X 13 PW CROWN		
27.	817-067C	2 P.W. RIM SPACER RING		
28.	122-158D	2 X 13 ACE PRESS WHEEL SPACER		
29.	802-617C	HHFS 1/4-20 X 1 1/2 GR 5		
30.	817-296C	2 X 13 PRESS WHEEL RIM HALF		
31.	822-170C	BRG .63ID PRESS WHL ASY		
32.	814-159C	2 X 13 PRESS WHEEL TIRE		
33.	803-088C	NUT HEX LOCK 1/4-20 FLG		
34.	802-058C	HHCS 5/8-11X2 1/2 GR5		
35.	814-157C	2 X 13 PRESS WHEEL ASSEMBLY		
36.	122-233A	PLASTIC 2X13 PW FIELD ASSY		
37.	122-114D	2 X 13 PW BRG. SPACER TUBE		
38.	822-095C	BRG INS .63IDX1.57OD DBL LIP		
39.	122-002D	2 BEARING HUB		
40.	817-328C	T-HANDLE ASSEMBLY		2nd rev.
41.	817-347C	OPENER TRUNION	(S/N 3411F+ for 2SF24 and 3206G+ for 2SF30) Replaces items 5 and 6.	2nd rev.

# Table of Contents    Part Number Index

## 2" x 13" Single Press Wheel

(Applies to 2SF24 (1986+), 2SF30 (1986+) only)



10511

## 2" x 13" Single Press Wheel

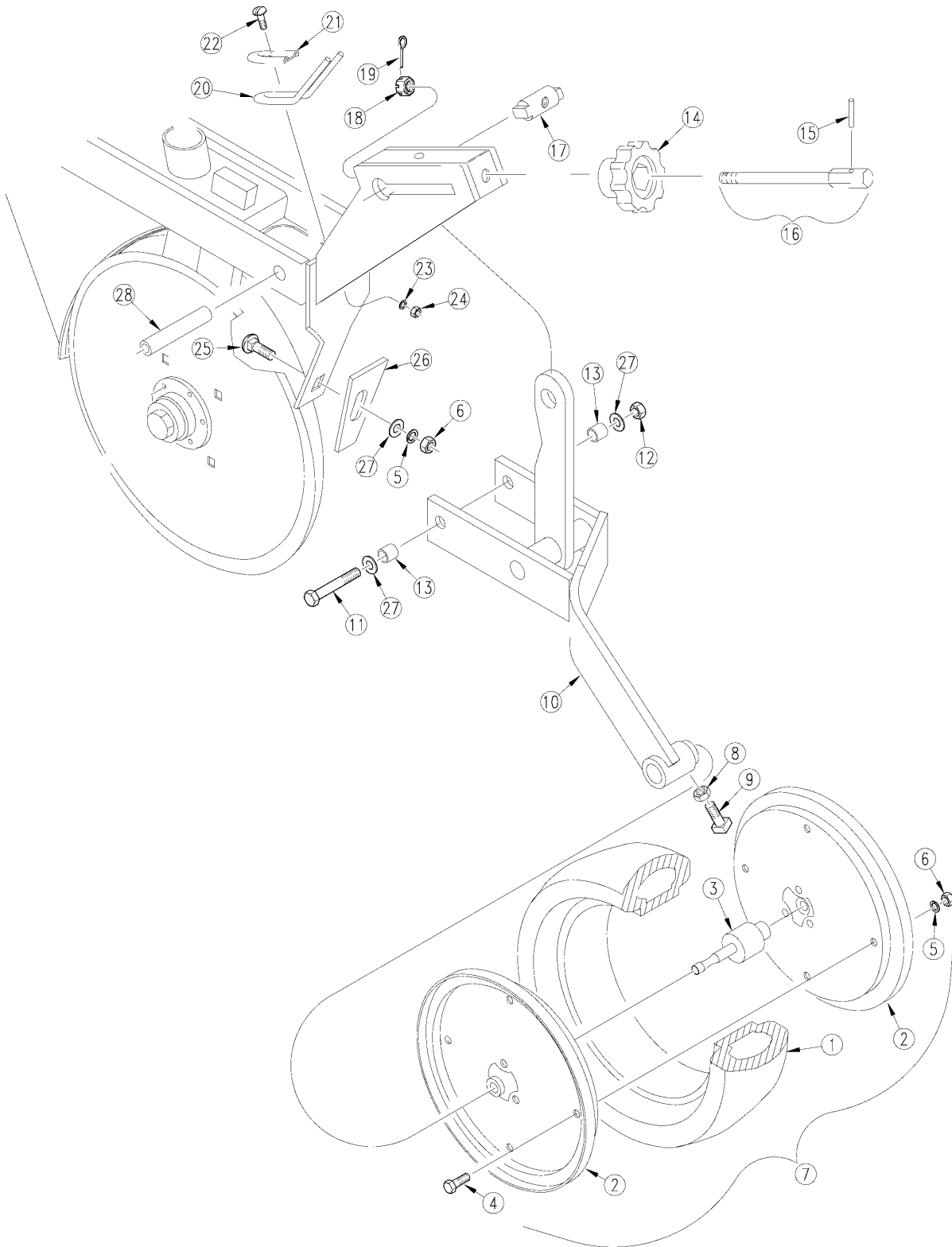
(Applies to 2SF24 (1986+), 2SF30 (1986+) only)

Ref	Part No.	Part Description	Comments	Revision
	dwg10511	Image No.		
1.	814-069C	TIRE 2 X 13 PW CROWN		
2.	122-115D	RPBY 122-233 OR -234A		
3.	122-114D	2 X 13 PW BRG. SPACER TUBE		
4.	802-013C	HHCS 5/16-18X1 3/4 GR5		
5.	803-177C	803-184 FLG TP LK 5/16-18ZNYCR		
6.	122-002D	2 BEARING HUB		
7.	817-067C	2 P.W. RIM SPACER RING		
8.	822-095C	BRG INS .63ID X 1.57OD DBL LIP		
9.	122-115S	RPBY 122-233A	Includes items 1 thru 8, 31 & 32.	
10.	122-110H	COMBINATION PW ARM WLDMENT		
11.	802-059C	HHCS 5/8-11X3 GR5		
12.	804-022C	WASHER LOCK SPRING 5/8 PLT		
13.	121-092D	S.R. END SPACER 4X12 & 2X13 SG		
14.	817-021C	KNOB P.W. ADJUSTMENT		
15.	802-174C	HHCS 3/8-16X4 3/4 GR5 SPTH		
16.	803-078C	NUT LOCK 3/8-16 NYLON INSERT		
17.	122-061D	SLIDE TRUNNION		
18.	803-069C	NUT HEX SLOTTED 7/16-14 PLT		
19.	805-064C	PIN COTTER 7/64 X 1 LONG		
20.	807-066C	SCREW ADJ TENSION SPRING BENT		
21.	122-065D	TENSION SPRING RETAINER		
22.	801-018C	SCREW RD HD 1/4-20 X 5/8		
23.	804-006C	WASHER LOCK SPRING 1/4 PLT		
24.	803-006C	NUT-HEX 1/4-20 PLT		
25.	804-012C	WASHER FLAT 3/8 SAE PLT		
26.	121-091D	SPRING ROD CENTER SPACER TUBE		
27.	802-371C	HSBHCS 1/2-13X1 GR5 NYL		
28.	122-188H	PRESS WHEEL ARM END WMNT		
29.	122-055S	SCREW ADJUSTMENT ROD		
30.	805-073C	PIN ROLL 5/32 X 1		
31.	890-198C	2X13 P.W. BOLT SPACER		
32.	122-189V	2 X 13 TIRE & RING ASSEMBLY		
33.	122-190V	REPLACED BY COMPONENT PARTS		
34.	122-233A	PLASTIC 2X13 PW FIELD ASSY	Includes 35, 36 & 42.	
35.	122-158D	2 X 13 ACE PRESS WHEEL SPACER		
36.	802-058C	HHCS 5/8-11X2 1/2 GR5		
37.	802-617C	HHFS 1/4-20 X 1 1/2 GR 5		
38.	817-296C	2 X 13 PRESS WHEEL RIM HALF		
39.	814-159C	2 X 13 PRESS WHEEL TIRE		
40.	822-170C	BRG .63ID PRESS WHL ASY		
41.	803-088C	NUT HEX LOCK 1/4-20 FLG		
42.	814-157C	2 X 13 PRESS WHEEL ASSEMBLY		
43.	122-108H	1X12 & 2X13 PW ARM WELDMENT		
44.	801-007C	SCREW SQ HD SET 3/8-16X7/8 PLT		
45.	803-006C	NUT-HEX 1/4-20 PLT		

[Table of Contents](#)   [Part Number Index](#)

**2" x 13" Single Press Wheel (1990-)**

(Applies to 2SF24 (1986+), 2SF30 (1986+) only)



10090

**2" x 13" Single Press Wheel (1990-)**

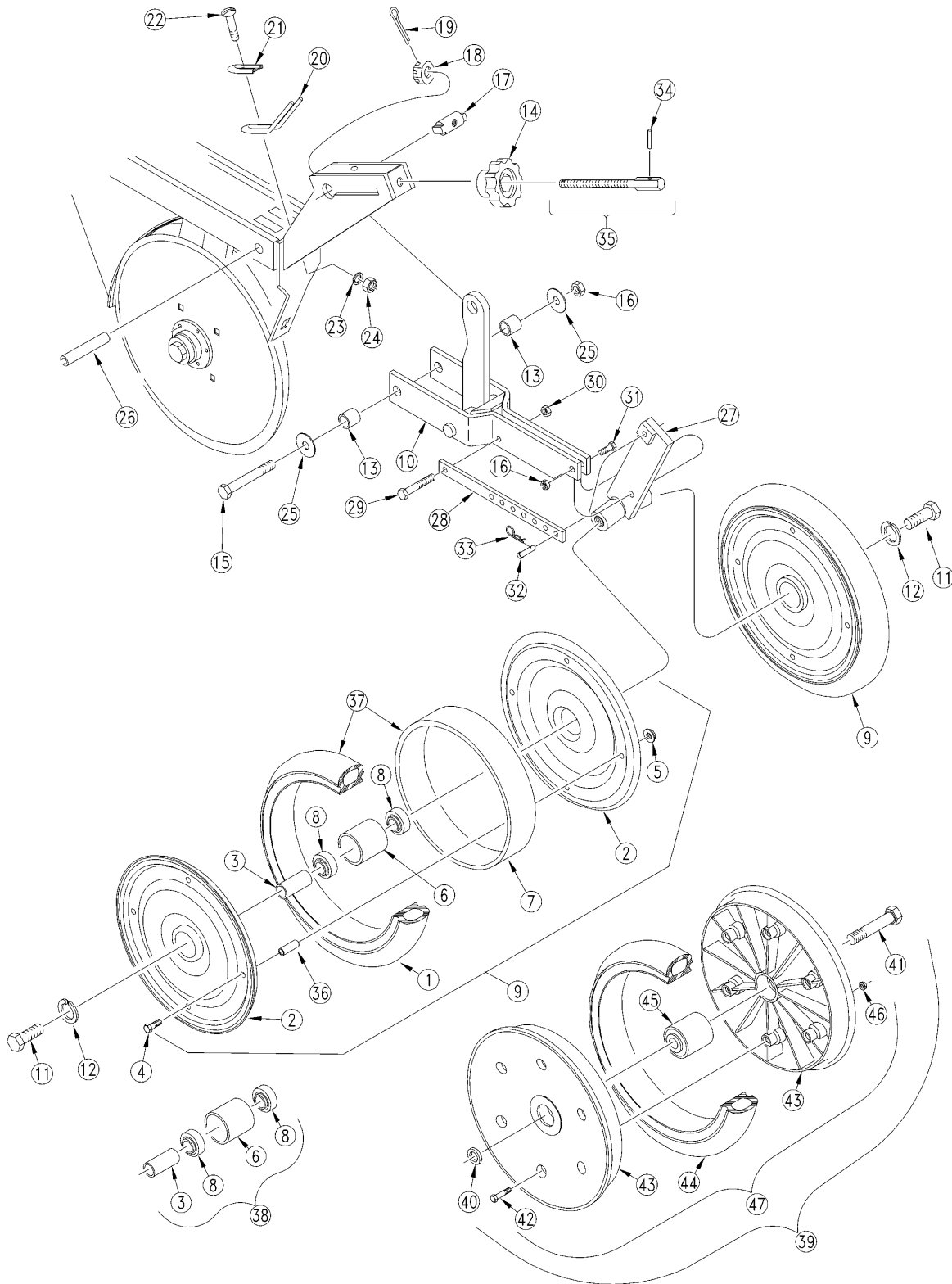
**(Applies to 2SF24 (1986+), 2SF30 (1986+) only)**

<b>Ref</b>	<b>Part No.</b>	<b>Part Description</b>	<b>Comments</b>	<b>Revision</b>
	dwg10090	Image No.		
1.	814-159C	2 X 13 PRESS WHEEL TIRE		
2.	817-296C	2 X 13 PRESS WHEEL RIM HALF		
3.	AG305	BEARING/BUSHING ASSY		
4.	802-617C	HHFS 1/4-20 X 1 1/2 GR 5		
5.	804-013C	WASHER LOCK SPRING 3/8 PLT		
6.	803-088C	NUT HEX LOCK 1/4-20 FLG		
7.	814-374C	2X13 PW ASSY-PUMP BRG-NYL WH		
8.	803-012C	NUT HEX JAM 3/8-16 PLT		
9.	801-007C	SCREW SQ HD SET 3/8-16X7/8 PLT		
10.	122-063H	2X13 SINGLE PRESS WHEEL ARM		
11.	802-174C	HHCS 3/8-16X4 3/4 GR5 SPTH		
12.	803-078C	NUT LOCK 3/8-16 NYLON INSERT		
13.	121-092D	S.R. END SPACER 4X12 & 2X13 SG		
14.	817-021C	KNOB P.W. ADJUSTMENT		
15.	805-073C	PIN ROLL 5/32 X 1		
16.	122-055S	SCREW ADJUSTMENT ROD		
17.	122-061D	SLIDE TRUNNION		
18.	803-069C	NUT HEX SLOTTED 7/16-14 PLT		
19.	805-064C	PIN COTTER 7/64 X 1 LONG		
20.	807-066C	SCREW ADJ TENSION SPRING BENT		
21.	122-065D	TENSION SPRING RETAINER		
22.	801-018C	SCREW RD HD 1/4-20 X 5/8		
23.	804-006C	WASHER LOCK SPRING 1/4 PLT		
24.	803-006C	NUT-HEX 1/4-20 PLT		
25.	802-015C	RHSNB 3/8-16X1 GR5		
26.	107-075D	RPBY 107-113D		
27.	804-012C	WASHER FLAT 3/8 SAE PLT		
28.	121-091D	SPRING ROD CENTER SPACER TUBE		

# Table of Contents Part Number Index

## 2" x 13" Double "V" Press Wheel

(Applies to 2SF24 (1986+), 2SF30 (1986+) only)



10537

**2" x 13" Double "V" Press Wheel**

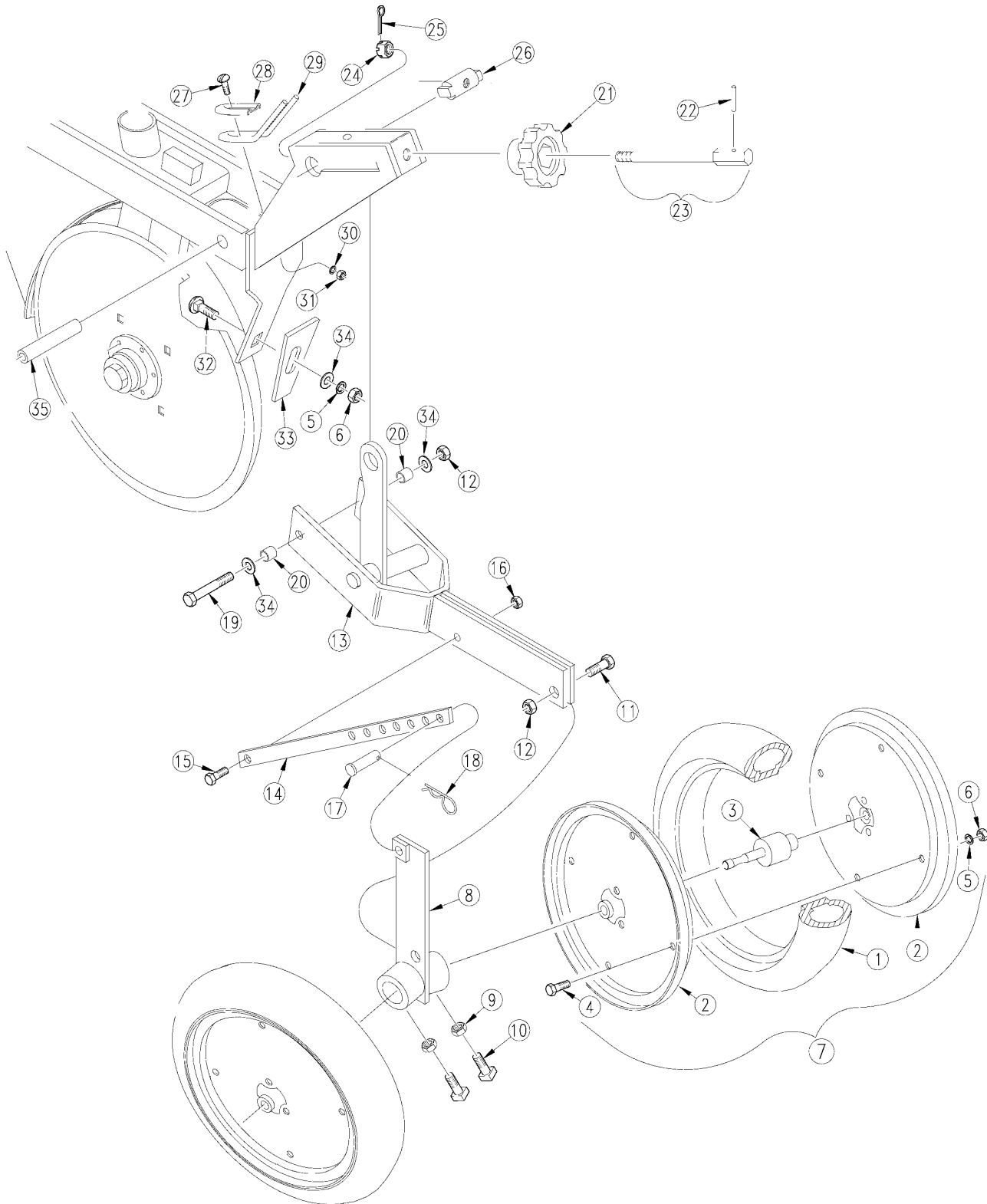
**(Applies to 2SF24 (1986+), 2SF30 (1986+) only)**

<b>Ref</b>	<b>Part No.</b>	<b>Part Description</b>	<b>Comments</b>	<b>Revision</b>
	dwg10537	Image No.		
1.	814-069C	TIRE 2 X 13 PW CROWN		
2.	122-115D	RPBY 122-233 OR -234A		
3.	122-114D	2 X 13 PW BRG. SPACER TUBE		
4.	802-013C	HHCS 5/16-18X1 3/4 GR5		
5.	803-177C	803-184 FLG TP LK 5/16-18ZNYCR		
6.	122-002D	2 BEARING HUB		
7.	817-067C	2 P.W. RIM SPACER RING		
8.	822-095C	BRG INS .63ID X 1.57OD DBL LIP		
9.	122-115S	RPBY 122-233A	Includes items 1 thru 8, 37 & 38.	
10.	122-135H	2X13 DOUBLE V PW ARM MNT WELD		
11.	802-059C	HHCS 5/8-11X3 GR5		
12.	804-022C	WASHER LOCK SPRING 5/8 PLT		
13.	121-092D	S.R. END SPACER 4X12 & 2X13 SG		
14.	817-021C	KNOB P.W. ADJUSTMENT		
15.	802-174C	HHCS 3/8-16X4 3/4 GR5 SPTH		
16.	803-078C	NUT LOCK 3/8-16 NYLON INSERT		
17.	122-061D	SLIDE TRUNNION		
18.	803-069C	NUT HEX SLOTTED 7/16-14 PLT		
19.	805-064C	PIN COTTER 7/64 X 1 LONG		
20.	807-066C	SCREW ADJ TENSION SPRING BENT		
21.	122-065D	TENSION SPRING RETAINER		
22.	801-018C	SCREW RD HD 1/4-20 X 5/8		
23.	804-006C	WASHER LOCK SPRING 1/4 PLT		
24.	803-006C	NUT-HEX 1/4-20 PLT		
25.	804-012C	WASHER FLAT 3/8 SAE PLT		
26.	121-091D	SPRING ROD CENTER SPACER TUBE		
27.	122-134H	2 X 13 DBL V NARROW ANGLE BAR		
28.	122-021D	PW ADJUSTMENT BAR 2X13 DBL V		
29.	802-012C	HHCS 5/16-18X1 1/2 GR5		
30.	803-011C	NUT LOCK 5/16-18 PLT		
31.	802-022C	HHCS 3/8-16X1 1/2 GR5		
32.	805-011C	PIN CLEVIS 5/16 X 1 13/32		
33.	805-010C	PIN HAIR COTTER .094		
34.	805-073C	PIN ROLL 5/32 X 1		
35.	122-055S	SCREW ADJUSTMENT ROD		
36.	890-198C	2X13 P.W. BOLT SPACER		
37.	122-189V	2 X 13 TIRE & RING ASSEMBLY		
38.	122-190V	REPLACED BY COMPONENT PARTS		
39.	122-233A	PLASTIC 2X13 PW FIELD ASSY	Includes 40, 41 & 47.	
40.	122-158D	2 X 13 ACE PRESS WHEEL SPACER		
41.	802-058C	HHCS 5/8-11X2 1/2 GR5		
42.	802-617C	HHFS 1/4-20 X 1 1/2 GR 5		
43.	817-296C	2 X 13 PRESS WHEEL RIM HALF		
44.	814-159C	2 X 13 PRESS WHEEL TIRE		
45.	822-170C	BRG .63ID PRESS WHL ASY		
46.	803-088C	NUT HEX LOCK 1/4-20 FLG		
47.	814-157C	2 X 13 PRESS WHEEL ASSEMBLY		

[Table of Contents](#)   [Part Number Index](#)

**2" x 13" Double "V" Press Wheel (1990-)**

(Applies to 2SF24 (1986+), 2SF30 (1986+) only)



10091



## 2" x 13" Double "V" Press Wheel (1990-)

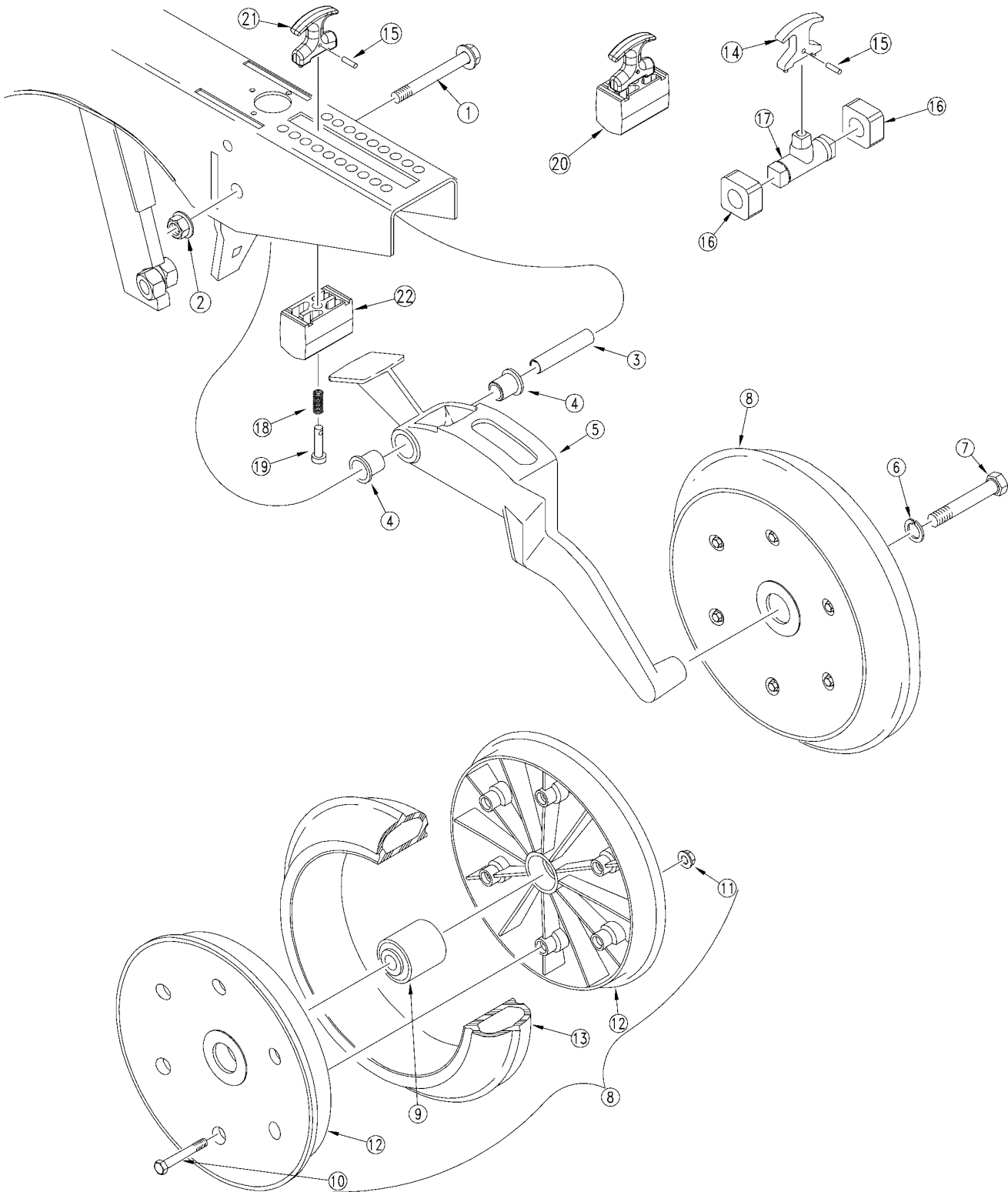
(Applies to 2SF24 (1986+), 2SF30 (1986+) only)

Ref	Part No.	Part Description	Comments	Revision
	dwg10091	Image No.		
1.	814-159C	2 X 13 PRESS WHEEL TIRE		
2.	817-296C	2 X 13 PRESS WHEEL RIM HALF		
3.	AG305	BEARING/BUSHING ASSY		
4.	802-617C	HHFS 1/4-20 X 1 1/2 GR 5		
5.	804-013C	WASHER LOCK SPRING 3/8 PLT		
6.	803-088C	NUT HEX LOCK 1/4-20 FLG		
7.	814-374C	2X13 PW ASSY-PUMP BRG-NYL WH		
8.	122-007H	DOUBLE V NARROW ANGLE BAR 2X13		
8.	122-008H	DOUBLE V WIDE ANGLE BAR 2X13		
9.	803-012C	NUT HEX JAM 3/8-16 PLT		
10.	801-007C	SCREW SQ HD SET 3/8-16X7/8 PLT		
11.	802-022C	HHCS 3/8-16X1 1/2 GR5		
12.	803-078C	NUT LOCK 3/8-16 NYLON INSERT		
13.	122-064H	2X13 DOUBLE V PRESS WHEEL ARM		
14.	122-021D	PW ADJUSTMENT BAR 2X13 DBL V		
15.	802-012C	HHCS 5/16-18X1 1/2 GR5		
16.	803-011C	NUT LOCK 5/16-18 PLT		
17.	805-011C	PIN CLEVIS 5/16 X 1 13/32		
18.	805-010C	PIN HAIR COTTER .094		
19.	802-174C	HHCS 3/8-16X4 3/4 GR5 SPTHD		
20.	121-093D	S.R. END SPACER 2X13 DOUBLE V		
21.	817-021C	KNOB P.W. ADJUSTMENT		
22.	805-073C	PIN ROLL 5/32 X 1		
23.	122-055S	SCREW ADJUSTMENT ROD		
24.	803-069C	NUT HEX SLOTTED 7/16-14 PLT		
25.	805-064C	PIN COTTER 7/64 X 1 LONG		
26.	122-061D	SLIDE TRUNNION		
27.	801-018C	SCREW RD HD 1/4-20 X 5/8		
28.	122-065D	TENSION SPRING RETAINER		
29.	807-066C	SCREW ADJ TENSION SPRING BENT		
30.	804-006C	WASHER LOCK SPRING 1/4 PLT		
31.	803-006C	NUT-HEX 1/4-20 PLT		
32.	802-015C	RHSNB 3/8-16X1 GR5		
33.	107-075D	RPBY 107-113D		
34.	804-012C	WASHER FLAT 3/8 SAE PLT		
35.	121-091D	SPRING ROD CENTER SPACER TUBE		

[Table of Contents](#)   [Part Number Index](#)

**3" x 13" Single "V" Crown Press Wheel (2SF24 S/N 3236F+ & 2SF30 S/N 3046G+)**

(Applies to 2SF24 (1986+), 2SF30 (1986+) only)



16040

**3" x 13" Single "V" Crown Press Wheel (2SF24 S/N 3236F+ & 2SF30 S/N 3046G+)**

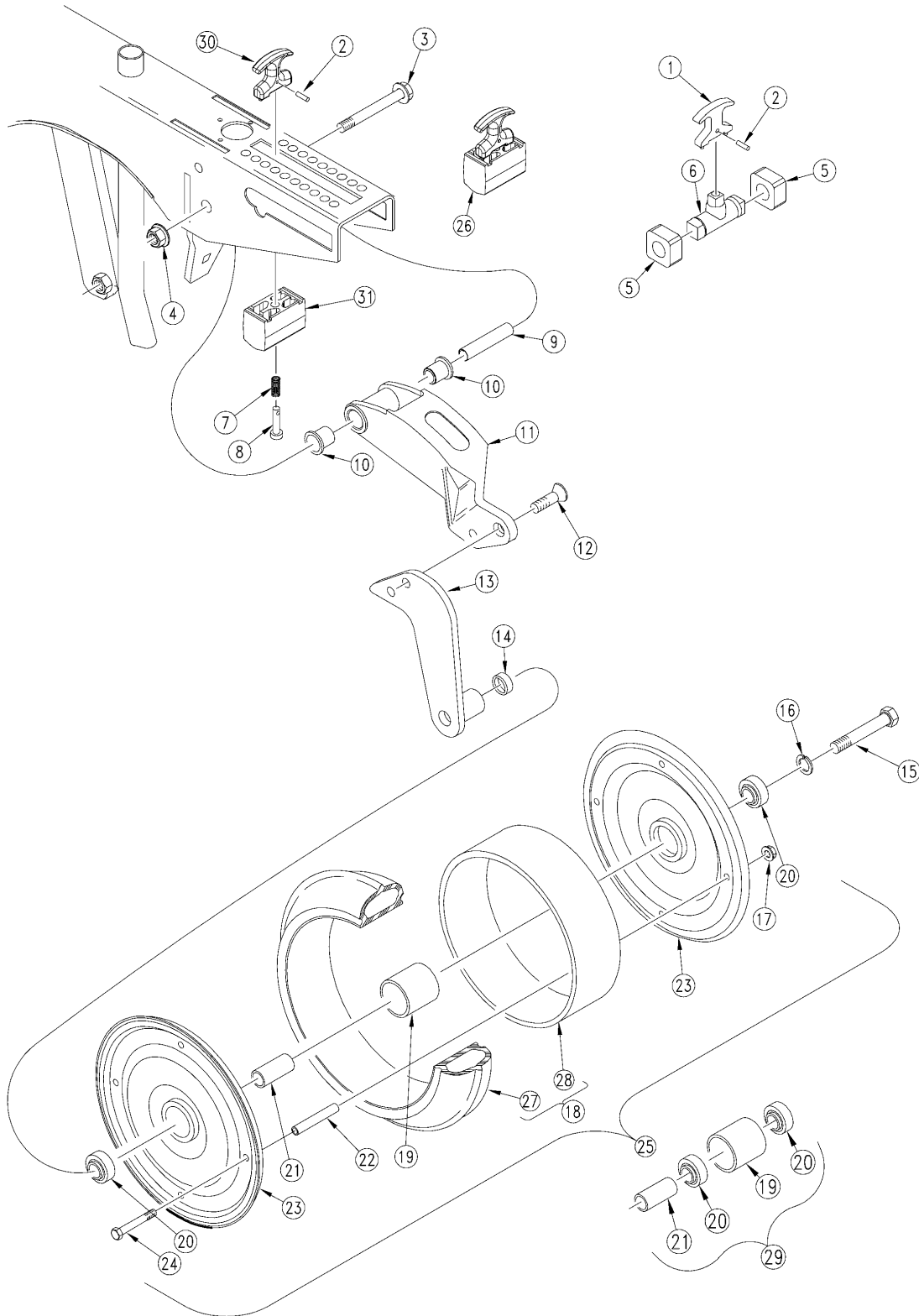
**(Applies to 2SF24 (1986+), 2SF30 (1986+) only)**

Ref	Part No.	Part Description	Comments	Revision
	dwg16040	Image No.		
1.	802-421C	HFS 1/2-13X3 3/4 GR5 SPTH		
2.	803-169C	NUT HEX FLG. LOCK 1/2-13 PLT.		
3.	198-137D	PRESS WHEEL PIVOT TUBE		
4.	817-084C	PARALLEL ARM PIVOT BUSHING		
5.	199-042D	UNIVERSAL PW ARM MACH 2&3X13		2nd rev.
5.	199-029D	RPBY 199-042D		1st rev.
6.	804-022C	WASHER LOCK SPRING 5/8 PLT		
7.	802-058C	HHCS 5/8-11X2 1/2 GR5		
8.	814-158C	3 X 13 PRESS WHEEL ASSEMBLY	Includes items 9 through 13	
9.	822-170C	BRG .63ID PRESS WHL ASY		
10.	802-617C	HHFS 1/4-20 X 1 1/2 GR 5		
11.	803-088C	NUT HEX LOCK 1/4-20 FLG		
12.	817-297C	3 X 13 PRESS WHEEL RIM HALF		
13.	814-160C	3 X 13 PRESS WHEEL TIRE		
14.	198-104D	RPBY 817-328C	See item 21.	1st rev.
15.	805-186C	PIN ROLL 5/32 X 5/8 PLT		
16.	817-132C	PRESS WHEEL ARM BUMPER	(S/N 3410F- for 2SF24 and 3205G- for 2SF30) Use only with item 17.	
17.	812-194C	RPBY 817-347C	(S/N 3210F- for 2SF24 and 3205G- for 2SF30). See item 22.	1st rev.
18.	807-106C	SPRING .540 O.D.X 1 1/4 X.054W		
19.	805-154C	PIN CLEVIS 3/8 X 2 1/8 USABLE		
20.	122-202S	PW ADJUSTMENT TRUNNION ASSY	Includes items 15, 18, 19, 21 and 22.	
21.	817-328C	T-HANDLE ASSEMBLY		2nd rev.
22.	817-347C	OPENER TRUNION	(S/N 3411F+ for 2SF24 and 3206G+ for 2SF30) Replaces items 16 and 17.	2nd rev.

**Table of Contents   Part Number Index**

**3" x 13" Single "V" Crown Press Wheel (2SF24 S/N 3235F- & 2SF30 S/N 3045G-)**

(Applies to 2SF24 (1986+), 2SF30 (1986+) only)



12038

**Table of Contents    Part Number Index**

Press Wheels

**3" x 13" Single "V" Crown Press Wheel (2SF24 S/N 3235F- & 2SF30 S/N 3045G-)**

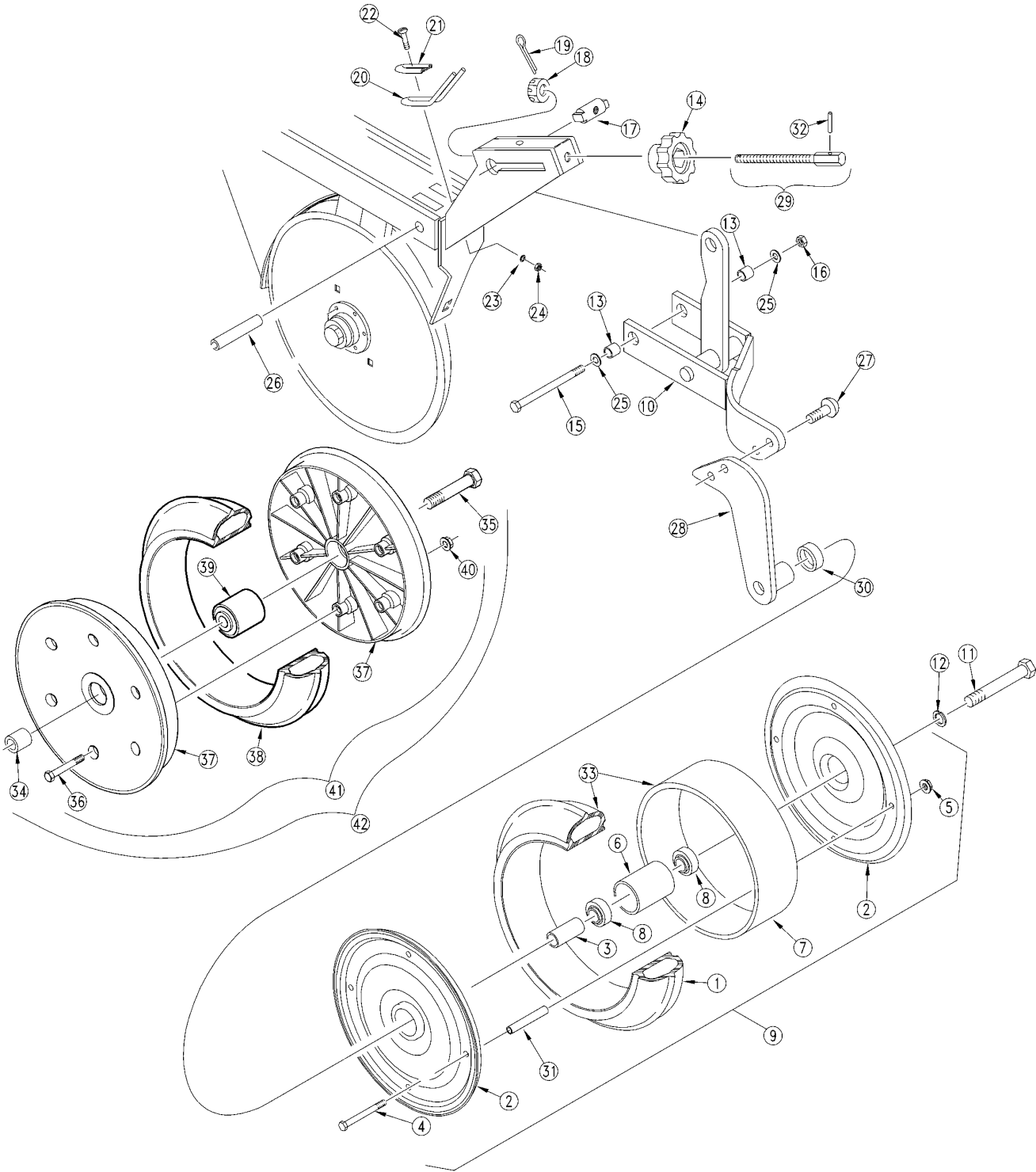
**(Applies to 2SF24 (1986+), 2SF30 (1986+) only)**

Ref	Part No.	Part Description	Comments	Revision
	dwg12038	Image No.		
1.	198-104D	RPBY 817-328C	See item 30.	1st rev.
2.	805-186C	PIN ROLL 5/32 X 5/8 PLT		
3.	802-421C	HFS 1/2-13X3 3/4 GR5 SPTH		
4.	803-169C	NUT HEX FLG. LOCK 1/2-13 PLT.		
5.	817-132C	PRESS WHEEL ARM BUMPER	(S/N 3410F- for 2SF24 and 3205G- for 2SF30) Use only with item 6.	
6.	812-194C	RPBY 817-347C	(S/N 3210F- for 2SF24 and 3205G- for 2SF30). See item 31.	1st rev.
7.	807-106C	SPRING .540 O.D.X 1 1/4 X.054W		
8.	805-154C	PIN CLEVIS 3/8 X 2 1/8 USABLE		
9.	198-137D	PRESS WHEEL PIVOT TUBE		
10.	817-084C	PARALLEL ARM PIVOT BUSHING		
11.	199-025D	PRESS WHEEL ARM MACHINED		
12.	801-115C	SFHCS 1/2-13X1 W/ 3/8 SQ SOCKT		
13.	122-188H	PRESS WHEEL ARM END WMNT		
14.	122-124D	3 X 13 PRESS WHEEL SPACER		
15.	802-151C	HHCS 5/8-11X4 1/4 GR5		
16.	804-022C	WASHER LOCK SPRING 5/8 PLT		
17.	803-177C	803-184 FLG TP LK 5/16-18ZNYCR		
18.	122-192V	3 X 13 TIRE & RING ASSEMBLY		
19.	122-001D	3 BEARING HUB		
20.	822-095C	BRG INS .63IDX1.57OD DBL LIP		
21.	122-111D	3 X 13 P.W. BRG SPACER TUBE		
22.	890-199C	3X13 P.W. BOLT SPACER		
23.	122-115D	RPBY 122-233 OR -234A		
24.	802-197C	HHCS 5/16-18X2 3/4 GR5		
25.	122-116S	RPBY 122-234A		
26.	122-202S	PW ADJUSTMENT TRUNNION ASSY	Includes items 2, 7, 8, 30 and 31.	
27.	814-068C	TIRE 3 X 13 PW V CROWN		
28.	817-065C	3 P.W. RIM SPACER RING		
29.	122-191V	REPLACED BY COMPONENT PARTS		
30.	817-328C	T-HANDLE ASSEMBLY		2nd rev.
31.	817-347C	OPENER TRUNION	(S/N 3411F+ for 2SF24 and 3206G+ for 2SF30) Replaces items 5 and 6.	2nd rev.

[Table of Contents](#)   [Part Number Index](#)

**3" x 13" Single "V" Crown Press Wheel**

(Applies to 2SF24 (1986+), 2SF30 (1986+) only)



10514

**3" x 13" Single "V" Crown Press Wheel**

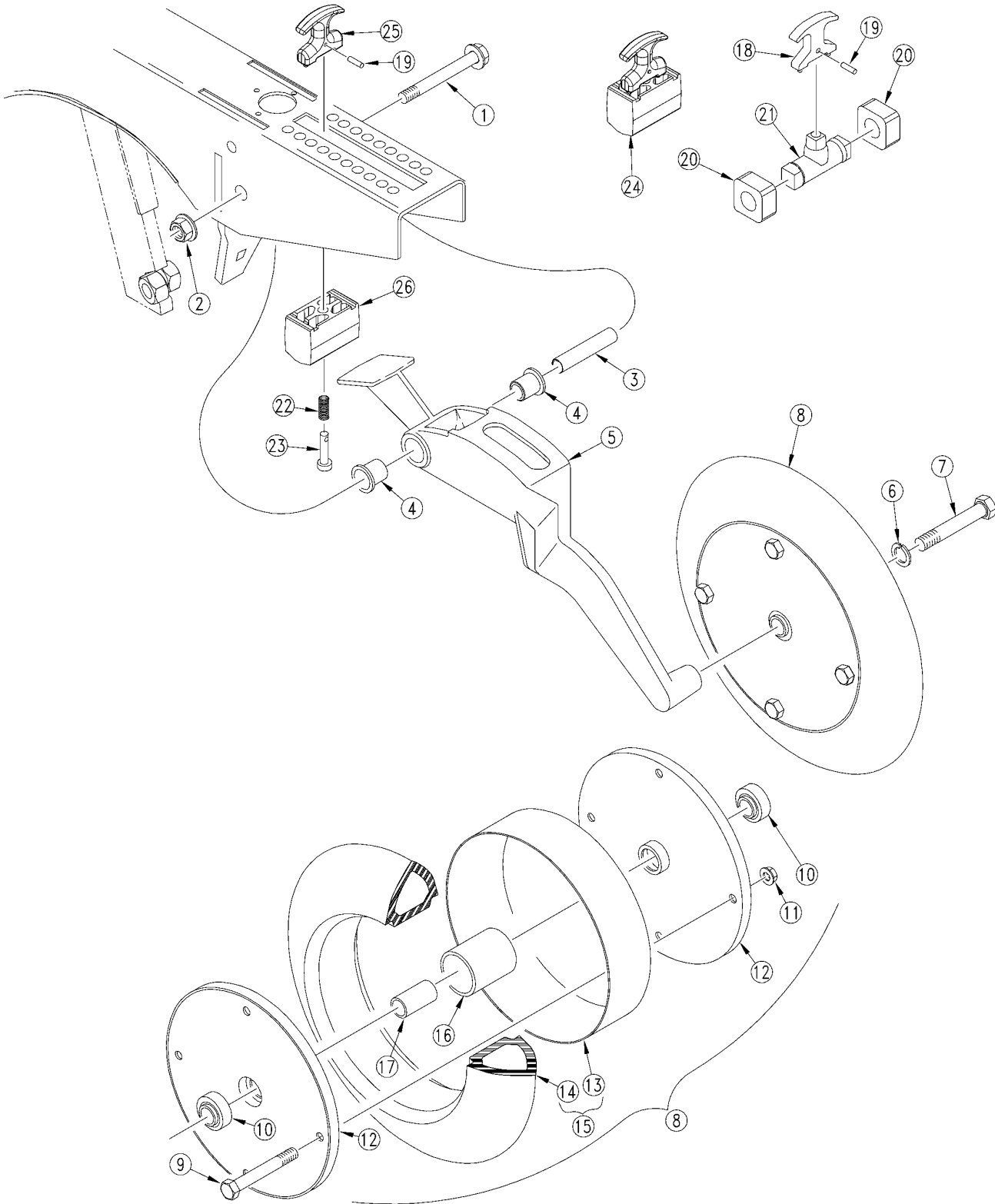
**(Applies to 2SF24 (1986+), 2SF30 (1986+) only)**

<b>Ref</b>	<b>Part No.</b>	<b>Part Description</b>	<b>Comments</b>	<b>Revision</b>
	dwg10514	Image No.		
1.	814-068C	TIRE 3 X 13 PW V CROWN		
2.	122-115D	RPBY 122-233 OR -234A		
3.	122-111D	3 X 13 P.W. BRG SPACER TUBE		
4.	802-197C	HHCS 5/16-18X2 3/4 GR5		
5.	803-177C	803-184 FLG TP LK 5/16-18ZNYCR		
6.	122-001D	3 BEARING HUB		
7.	817-065C	3 P.W. RIM SPACER RING		
8.	822-095C	BRG INS .63ID X 1.57OD DBL LIP		
9.	122-116S	RPBY 122-234A	Includes items 2 thru 8, 31 & 33.	
10.	122-110H	COMBINATION PW ARM WLDMENT		
11.	802-151C	HHCS 5/8-11X4 1/4 GR5		
12.	804-022C	WASHER LOCK SPRING 5/8 PLT		
13.	121-092D	S.R. END SPACER 4X12 & 2X13 SG		
14.	817-021C	KNOB P.W. ADJUSTMENT		
15.	802-174C	HHCS 3/8-16X4 3/4 GR5 SPTH		
16.	803-078C	NUT LOCK 3/8-16 NYLON INSERT		
17.	122-061D	SLIDE TRUNNION		
18.	803-069C	NUT HEX SLOTTED 7/16-14 PLT		
19.	805-064C	PIN COTTER 7/64 X 1 LONG		
20.	807-066C	SCREW ADJ TENSION SPRING BENT		
21.	122-065D	TENSION SPRING RETAINER		
22.	801-018C	SCREW RD HD 1/4-20 X 5/8		
23.	804-006C	WASHER LOCK SPRING 1/4 PLT		
24.	803-006C	NUT-HEX 1/4-20 PLT		
25.	804-012C	WASHER FLAT 3/8 SAE PLT		
26.	121-091D	SPRING ROD CENTER SPACER TUBE		
27.	802-371C	HSBHCS 1/2-13X1 GR5 NYL		
28.	122-188H	PRESS WHEEL ARM END WMNT		
29.	122-055S	SCREW ADJUSTMENT ROD		
30.	122-124D	3 X 13 PRESS WHEEL SPACER		
31.	890-199C	3X13 P.W. BOLT SPACER		
32.	805-073C	PIN ROLL 5/32 X 1		
33.	122-192V	3 X 13 TIRE & RING ASSEMBLY		
34.	122-159D	3 X 13 ACE PRESS WHEEL SPACER		
35.	802-162C	HHCS 5/8-11X3 1/2 GR5		
36.	802-618C	HHFS 1/4-20 X 2 GR 5		
37.	817-297C	3 X 13 PRESS WHEEL RIM HALF		
38.	814-160C	3 X 13 PRESS WHEEL TIRE		
39.	822-170C	BRG .63ID PRESS WHL ASY		
40.	803-088C	NUT HEX LOCK 1/4-20 FLG		
41.	814-158C	3 X 13 PRESS WHEEL ASSEMBLY	Includes items 36 thru 40.	
42.	122-234A	PLASTIC 3X13 PW FIELD ASSY	Includes items 34, 35 & 41.	

[Table of Contents](#)   [Part Number Index](#)

**3" x 14" Peaked Press Wheel (2SF24 S/N 3236F+ & 2SF30 S/N 3046G+)**

(Applies to 2SF24 (1986+), 2SF30 (1986+) only)



16042



**Table of Contents    Part Number Index**

Press Wheels

**3" x 14" Peaked Press Wheel (2SF24 S/N 3236F+ & 2SF30 S/N 3046G+)**

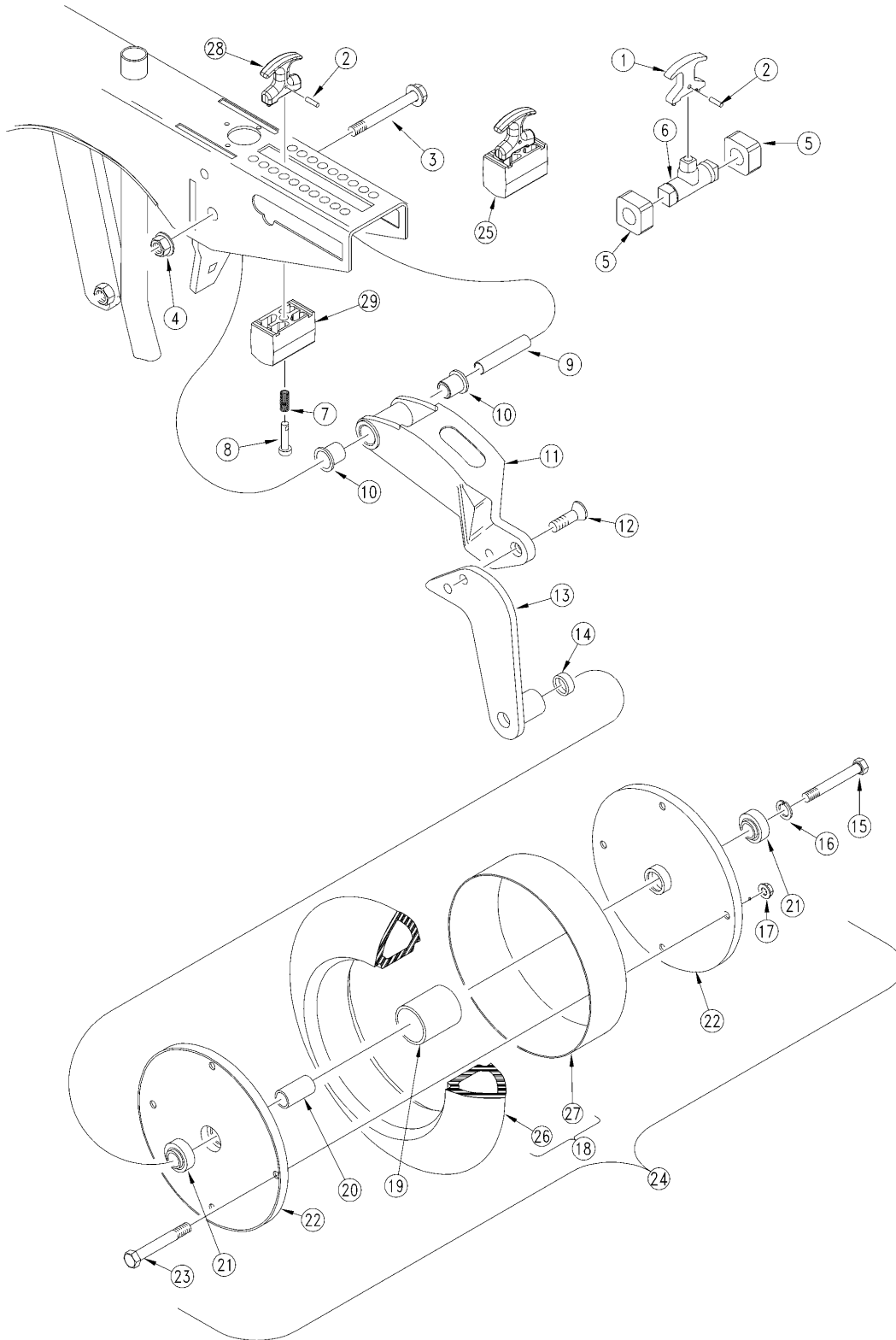
**(Applies to 2SF24 (1986+), 2SF30 (1986+) only)**

<b>Ref</b>	<b>Part No.</b>	<b>Part Description</b>	<b>Comments</b>	<b>Revision</b>
	dwg16042	Image No.		
1.	802-421C	HFS 1/2-13X3 3/4 GR5 SPTH		
2.	803-169C	NUT HEX FLG. LOCK 1/2-13 PLT.		
3.	198-137D	PRESS WHEEL PIVOT TUBE		
4.	817-084C	PARALLEL ARM PIVOT BUSHING		
5.	199-030D	3 X 14 PRESS WHEEL ARM		
6.	804-022C	WASHER LOCK SPRING 5/8 PLT		
7.	802-059C	HHCS 5/8-11X3 GR5		
8.	122-117S	3 X 14 PEAKED P.W. ASSEMBLY	Includes items 9 through 17	
9.	802-197C	HHCS 5/16-18X2 3/4 GR5		
10.	822-095C	BRG INS .63IDX1.57OD DBL LIP		
11.	803-177C	803-184 FLG TP LK 5/16-18ZNYCR		
12.	122-041D	4X12 PW RIM HALF		
13.	817-063C	3 X 14 RIM SPACER RING		
14.	814-067C	3 X 14 PEAKED PRESS WHEEL TIRE		
15.	122-198V	3 X 14 TIRE & RING ASSEMBLY	Includes items 13 and 14	
16.	817-062C	LARGE SPACER TUBE		
17.	122-110D	SMALL SPACER TUBE		
18.	198-104D	RPBY 817-328C	See item 25.	1st rev.
19.	805-186C	PIN ROLL 5/32 X 5/8 PLT		
20.	817-132C	PRESS WHEEL ARM BUMPER	(S/N 3410F- for 2SF24 and 3205G- for 2SF30) Use only with item 21.	
21.	812-194C	RPBY 817-347C	(S/N 3210F- for 2SF24 and 3205G- for 2SF30). See item 26.	1st rev.
22.	807-106C	SPRING .540 O.D.X 1 1/4 X.054W		
23.	805-154C	PIN CLEVIS 3/8 X 2 1/8 USABLE		
24.	122-202S	PW ADJUSTMENT TRUNNION ASSY	Includes items 18, 22, 23, 25 and 26.	
25.	817-328C	T-HANDLE ASSEMBLY		2nd rev.
26.	817-347C	OPENER TRUNION	(S/N 3411F+ for 2SF24 and 3206G+ for 2SF30) Replaces items 20 and 21.	2nd rev.

[Table of Contents](#)   [Part Number Index](#)

**3" x 14" Peaked Press Wheel (2SF24 S/N 3235F- & 2SF30 S/N 3045G-)**

(Applies to 2SF24 (1986+), 2SF30 (1986+) only)



12037

**Table of Contents    Part Number Index**

Press Wheels

**3" x 14" Peaked Press Wheel (2SF24 S/N 3235F- & 2SF30 S/N 3045G-)**

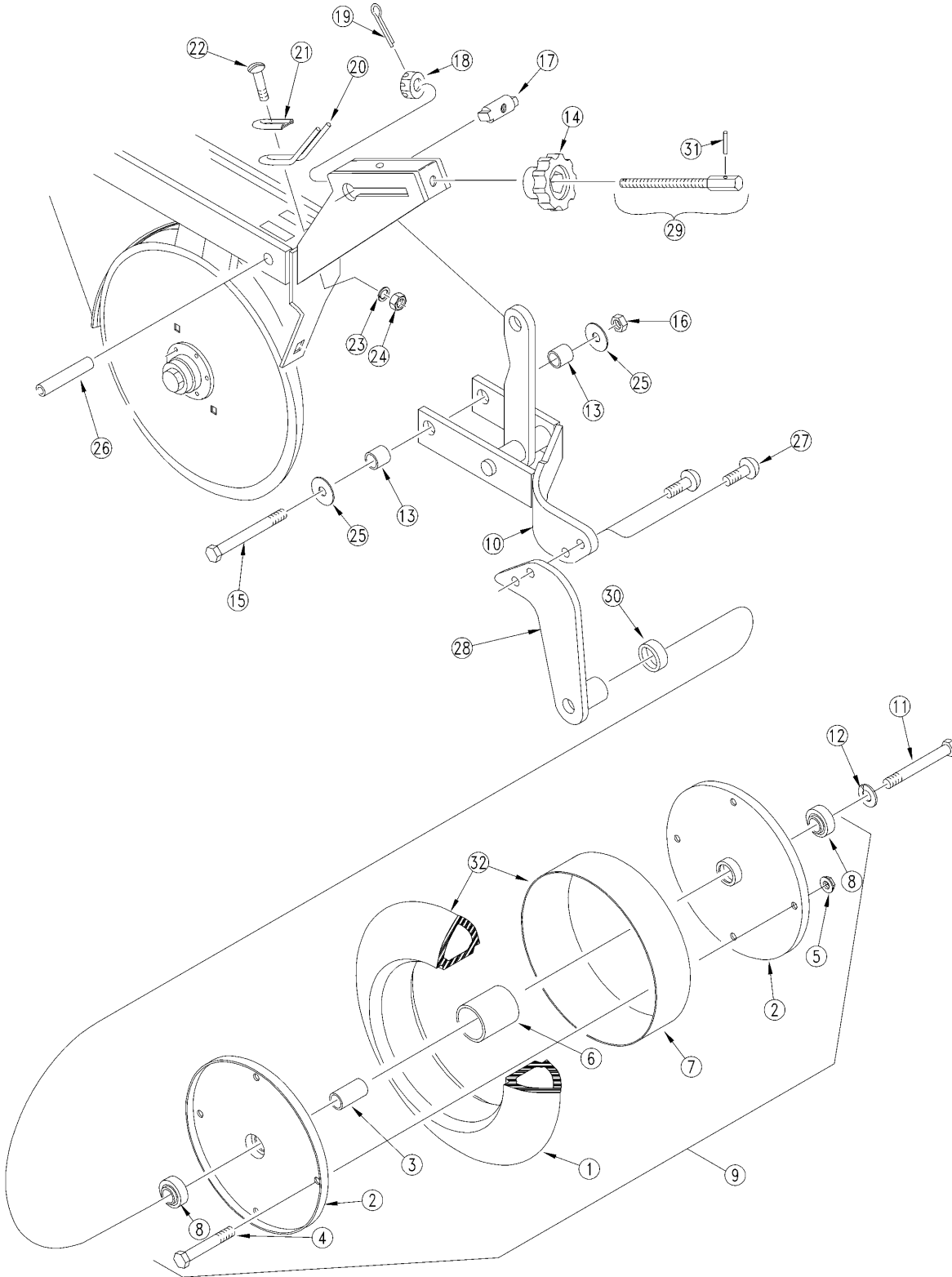
**(Applies to 2SF24 (1986+), 2SF30 (1986+) only)**

<b>Ref</b>	<b>Part No.</b>	<b>Part Description</b>	<b>Comments</b>	<b>Revision</b>
	dwg12037	Image No.		
1.	198-104D	RPBY 817-328C	See item 28.	1st rev.
2.	805-186C	PIN ROLL 5/32 X 5/8 PLT		
3.	802-421C	HFS 1/2-13X3 3/4 GR5 SPTH		
4.	803-169C	NUT HEX FLG. LOCK 1/2-13 PLT.		
5.	817-132C	PRESS WHEEL ARM BUMPER	(S/N 3410F- for 2SF24 and 3205G- for 2SF30) Use only with item 6.	
6.	812-194C	RPBY 817-347C	(S/N 3210F- for 2SF24 and 3205G- for 2SF30). See item 29.	1st rev.
7.	807-106C	SPRING .540 O.D.X 1 1/4 X.054W		
8.	805-154C	PIN CLEVIS 3/8 X 2 1/8 USABLE		
9.	198-137D	PRESS WHEEL PIVOT TUBE		
10.	817-084C	PARALLEL ARM PIVOT BUSHING		
11.	199-025D	PRESS WHEEL ARM MACHINED		
12.	801-115C	SFHCS 1/2-13X1 W/ 3/8 SQ SOCKT		
13.	122-188H	PRESS WHEEL ARM END WMNT		
14.	122-125D	3 X 14 PRESS WHEEL SPACER		
15.	802-060C	HHCS 5/8-11X4 GR5		
16.	804-022C	WASHER LOCK SPRING 5/8 PLT		
17.	803-177C	803-184 FLG TP LK 5/16-18ZNYCR		
18.	122-198V	3 X 14 TIRE & RING ASSEMBLY		
19.	817-062C	LARGE SPACER TUBE		
20.	122-110D	SMALL SPACER TUBE		
21.	822-095C	BRG INS .63IDX1.57OD DBL LIP		
22.	122-041D	4X12 PW RIM HALF		
23.	802-197C	HHCS 5/16-18X2 3/4 GR5		
24.	122-117S	3 X 14 PEAKED P.W. ASSEMBLY		
25.	122-202S	PW ADJUSTMENT TRUNNION ASSY	Includes items 2, 7, 8, 28 and 29.	
26.	814-067C	3 X 14 PEAKED PRESS WHEEL TIRE		
27.	817-063C	3 X 14 RIM SPACER RING		
28.	817-328C	T-HANDLE ASSEMBLY		2nd rev.
29.	817-347C	OPENER TRUNION	(S/N 3411F+ for 2SF24 and 3206G+ for 2SF30) Replaces items 5 and 6.	2nd rev.

[Table of Contents](#)   [Part Number Index](#)

**3" x 14" Peaked Press Wheel**

(Applies to 2SF24 (1986+), 2SF30 (1986+) only)



10528

## **3" x 14" Peaked Press Wheel**

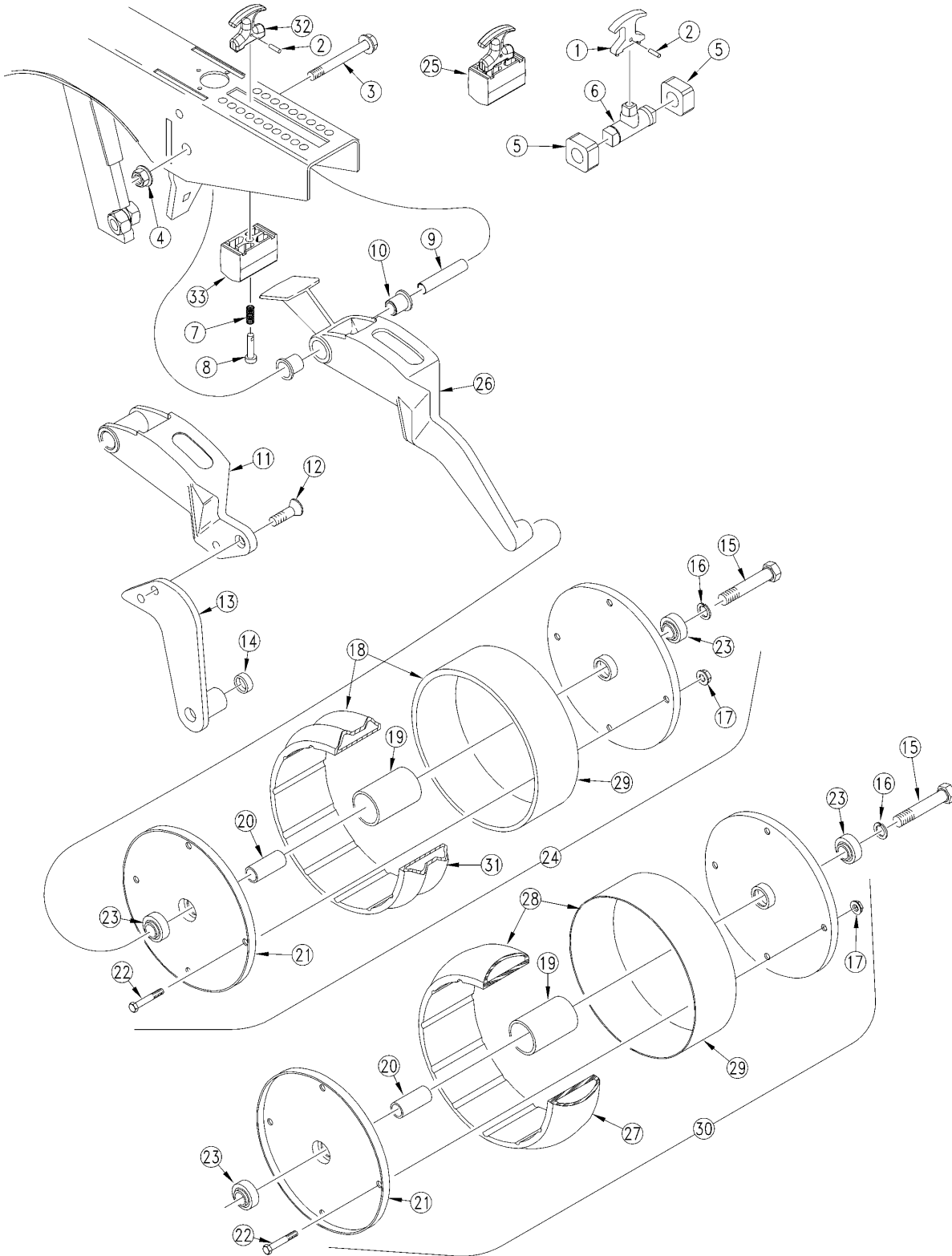
**(Applies to 2SF24 (1986+), 2SF30 (1986+) only)**

<b>Ref</b>	<b>Part No.</b>	<b>Part Description</b>	<b>Comments</b>	<b>Revision</b>
	dwg10528	Image No.		
1.	814-067C	3 X 14 PEAKED PRESS WHEEL TIRE		
2.	122-041D	4X12 PW RIM HALF		
3.	122-110D	SMALL SPACER TUBE		
4.	802-197C	HHCS 5/16-18X2 3/4 GR5		
5.	803-177C	803-184 FLG TP LK 5/16-18ZNYCR		
6.	817-062C	LARGE SPACER TUBE		
7.	817-063C	3 X 14 RIM SPACER RING		
8.	822-095C	BRG INS .63IDX1.57OD DBL LIP		2nd rev.
8.	822-088C	RPBY 822-095C		Use existing stock; 1st rev.
9.	122-117S	3 X 14 PEAKED P.W. ASSEMBLY	Includes items 1 thru 8 & 32.	
10.	122-110H	COMBINATION PW ARM WLDMENT		
11.	802-060C	HHCS 5/8-11X4 GR5		
12.	804-022C	WASHER LOCK SPRING 5/8 PLT		
13.	121-092D	S.R. END SPACER 4X12 & 2X13 SG		
14.	817-021C	KNOB P.W. ADJUSTMENT		
15.	802-174C	HHCS 3/8-16X4 3/4 GR5 SPTHD		
16.	803-078C	NUT LOCK 3/8-16 NYLON INSERT		
17.	122-061D	SLIDE TRUNNION		
18.	803-069C	NUT HEX SLOTTED 7/16-14 PLT		
19.	805-064C	PIN COTTER 7/64 X 1 LONG		
20.	807-066C	SCREW ADJ TENSION SPRING BENT		
21.	122-065D	TENSION SPRING RETAINER		
22.	801-018C	SCREW RD HD 1/4-20 X 5/8		
23.	804-006C	WASHER LOCK SPRING 1/4 PLT		
24.	803-006C	NUT-HEX 1/4-20 PLT		
25.	804-012C	WASHER FLAT 3/8 SAE PLT		
26.	121-091D	SPRING ROD CENTER SPACER TUBE		
27.	802-371C	HSBHCS 1/2-13X1 GR5 NYL		
28.	122-188H	PRESS WHEEL ARM END WMNT		
29.	122-055S	SCREW ADJUSTMENT ROD		
30.	122-125D	3 X 14 PRESS WHEEL SPACER		
31.	805-073C	PIN ROLL 5/32 X 1		
32.	122-198V	3 X 14 TIRE & RING ASSEMBLY		

# [Table of Contents](#)   [Part Number Index](#)

## 4" x 12" Dual Rib Press Wheel

(Applies to 2SF24 (1986+), 2SF30 (1986+) only)



12034

**4" x 12" Dual Rib Press Wheel**

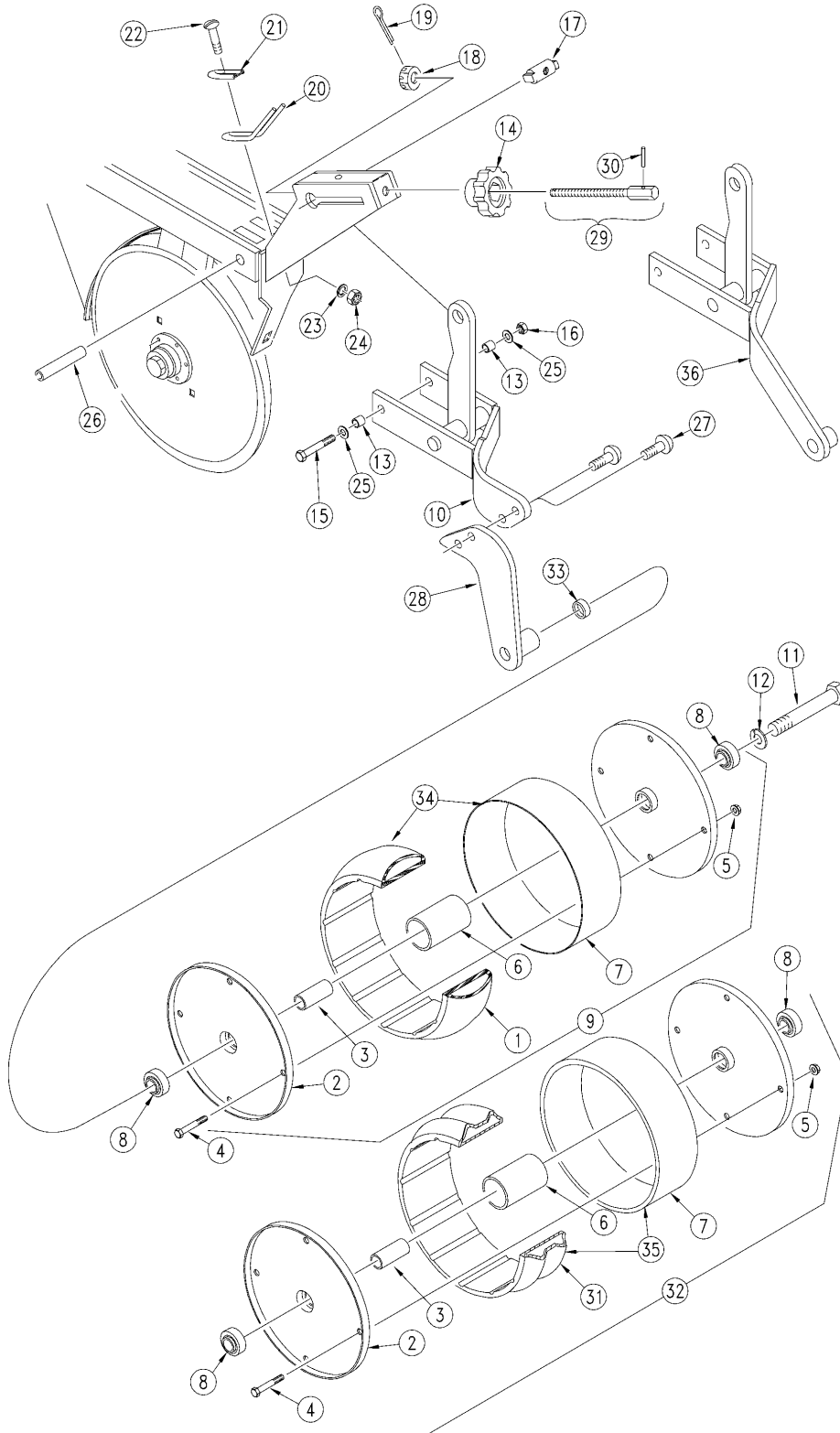
**(Applies to 2SF24 (1986+), 2SF30 (1986+) only)**

<b>Ref</b>	<b>Part No.</b>	<b>Part Description</b>	<b>Comments</b>	<b>Revision</b>
	dwg12034	Image No.		
1.	198-104D	RPBY 817-328C	See item 32.	1st rev.
2.	805-186C	PIN ROLL 5/32 X 5/8 PLT		
3.	802-421C	HFS 1/2-13X3 3/4 GR5 SPTH		
4.	803-169C	NUT HEX FLG. LOCK 1/2-13 PLT.		
5.	817-132C	PRESS WHEEL ARM BUMPER	(S/N 3410F- for 2SF24 and 3205G- for 2SF30) Use only with item 6.	
6.	812-194C	RPBY 817-347C	(S/N 3210F- for 2SF24 and 3205G- for 2SF30). See item 33.	1st rev.
7.	807-106C	SPRING .540 O.D.X 1 1/4 X.054W		
8.	805-154C	PIN CLEVIS 3/8 X 2 1/8 USABLE		
9.	198-137D	PRESS WHEEL PIVOT TUBE		
10.	817-084C	PARALLEL ARM PIVOT BUSHING		
11.	199-025D	PRESS WHEEL ARM MACHINED	(2SF24 S/N 3235F- & 2SF30 S/N 3045G-)	
12.	801-115C	SFHCS 1/2-13X1 W/ 3/8 SQ SOCKT	(2SF24 S/N 3235F- & 2SF30 S/N 3045G-)	
13.	122-188H	PRESS WHEEL ARM END WMNT	(2SF24 S/N 3235F- & 2SF30 S/N 3045G-)	
14.	122-128D	4 X 12 PRESS WHEEL SPACER	(2SF24 S/N 3235F- & 2SF30 S/N 3045G-)	
15.	802-100C	HHCS 5/8-11X4 1/2 GR5		
16.	804-022C	WASHER LOCK SPRING 5/8 PLT		
17.	803-177C	803-184 FLG TP LK 5/16-18ZNYCR		
18.	122-197V	4X12 V-GROOVE TIRE & RING ASSY		
19.	817-022C	4 X 12 LARGE SPREADER TUBE		
20.	122-094D	4X12 SMALL SPREADER TUBE-SHORT		
21.	122-041D	4X12 PW RIM HALF		
22.	802-119C	HHCS 5/16-18X3 3/4 GR5		
23.	822-095C	BRG INS .63IDX1.57OD DBL LIP		
24.	122-103S	4X12 V-GROOVE PRESS WHL ASSY		
25.	122-202S	PW ADJUSTMENT TRUNNION ASSY	Includes items 2, 7, 8, 32 and 33.	
26.	199-031D	4 X 12 PRESS WHEEL ARM	(2SF24 S/N 3236F+ & 2SF30 S/N 3046G+)	
27.	814-021C	TIRE 4 X 12 PW SMOOTH CROWN		
28.	122-199V	4X12 SMTH CRN TIRE & RING ASSY		
29.	817-023C	4 X 12 RIM SPACER RING		
30.	122-104S	4X12 SMOOTH CROWN PW ASSY		
31.	814-010C	TIRE PW 4 X 12		
32.	817-328C	T-HANDLE ASSEMBLY		2nd rev.
33.	817-347C	OPENER TRUNION	(S/N 3411F+ for 2SF24 and 3206G+for 2SF30) Replaces items 5 and 6.	2nd rev.

# [Table of Contents](#)   [Part Number Index](#)

## **4" x 12" Smooth & Dual Rib Press Wheel**

(Applies to 2SF24 (1986+), 2SF30 (1986+) only)



10524



## **4" x 12" Smooth & Dual Rib Press Wheel**

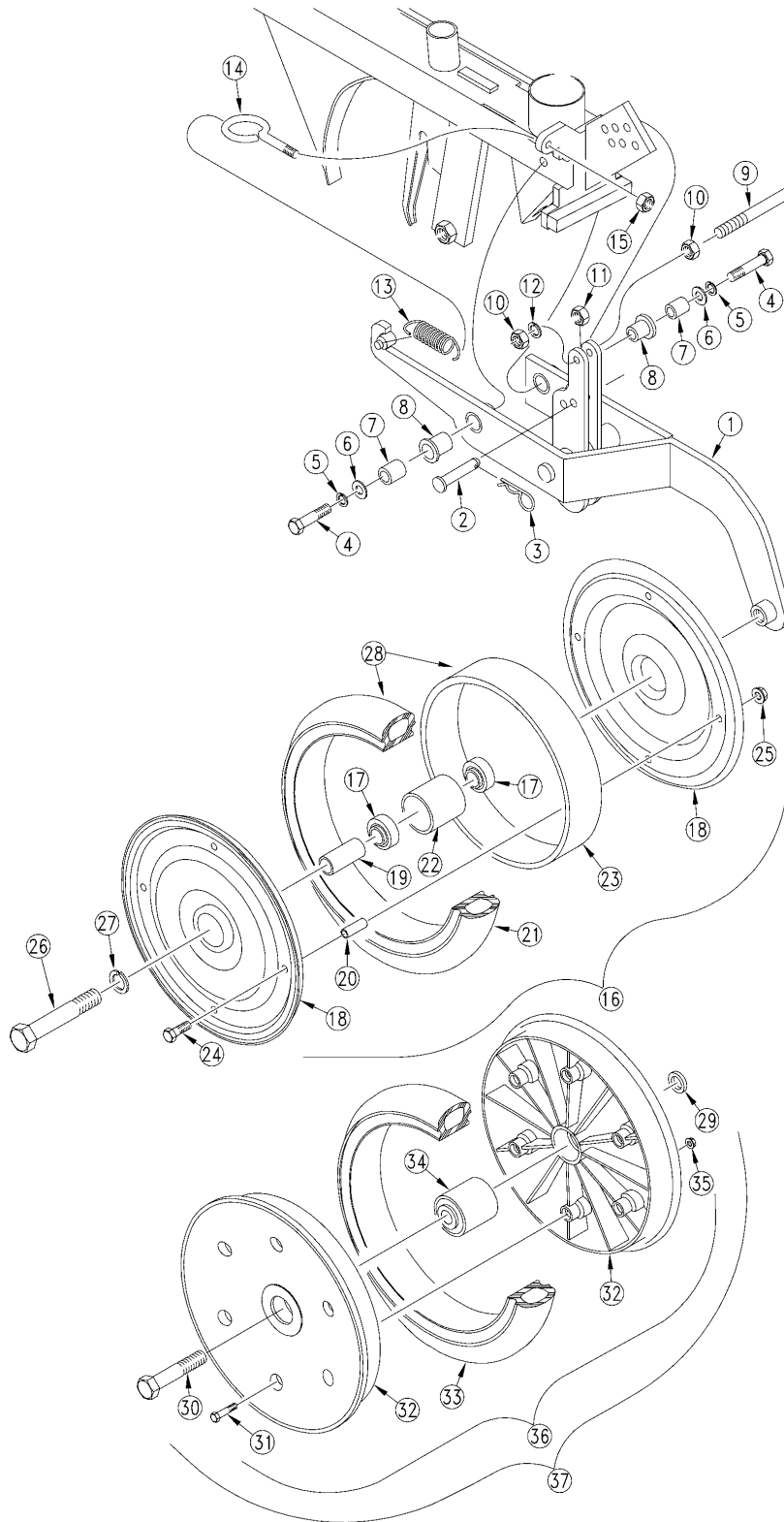
**(Applies to 2SF24 (1986+), 2SF30 (1986+) only)**

<b>Ref</b>	<b>Part No.</b>	<b>Part Description</b>	<b>Comments</b>	<b>Revision</b>
	dwg10524	Image No.		
1.	814-021C	TIRE 4 X 12 PW SMOOTH CROWN		
2.	122-041D	4X12 PW RIM HALF		
3.	122-094D	4X12 SMALL SPREADER TUBE-SHORT		
4.	802-119C	HHCS 5/16-18X3 3/4 GR5		
5.	803-177C	803-184 FLG TP LK 5/16-18ZNYCR		
6.	817-022C	4 X 12 LARGE SPREADER TUBE		
7.	817-023C	4 X 12 RIM SPACER RING		
8.	822-095C	BRG INS .63IDX1.57OD DBL LIP		
9.	122-104S	4X12 SMOOTH CROWN PW ASSY	Includes items 1 thru 8 & 34.	
10.	122-110H	COMBINATION PW ARM WLDMENT		
11.	802-100C	HHCS 5/8-11X4 1/2 GR5		
12.	804-022C	WASHER LOCK SPRING 5/8 PLT		
13.	121-092D	S.R. END SPACER 4X12 & 2X13 SG		
14.	817-021C	KNOB P.W. ADJUSTMENT		
15.	802-174C	HHCS 3/8-16X4 3/4 GR5 SPTH		
16.	803-078C	NUT LOCK 3/8-16 NYLON INSERT		
17.	122-061D	SLIDE TRUNNION		
18.	803-069C	NUT HEX SLOTTED 7/16-14 PLT		
19.	805-064C	PIN COTTER 7/64 X 1 LONG		
20.	807-066C	SCREW ADJ TENSION SPRING BENT		
21.	122-065D	TENSION SPRING RETAINER		
22.	801-018C	SCREW RD HD 1/4-20 X 5/8		
23.	804-006C	WASHER LOCK SPRING 1/4 PLT		
24.	803-006C	NUT-HEX 1/4-20 PLT		
25.	804-012C	WASHER FLAT 3/8 SAE PLT		
26.	121-091D	SPRING ROD CENTER SPACER TUBE		
27.	802-371C	HSBHCS 1/2-13X1 GR5 NYL		
28.	122-188H	PRESS WHEEL ARM END WMNT		
29.	122-055S	SCREW ADJUSTMENT ROD		
30.	805-073C	PIN ROLL 5/32 X 1		
31.	814-010C	TIRE PW 4 X 12		
32.	122-103S	4X12 V-GROOVE PRESS WHL ASSY	Includes items 2 thru 8, 31 & 35.	
33.	122-128D	4 X 12 PRESS WHEEL SPACER		
34.	122-199V	4X12 SMTH CRN TIRE & RING ASSY		
35.	122-197V	4X12 V-GROOVE TIRE & RING ASSY		
36.	122-062H	4X12 PRESS WHEEL ARM		

[Table of Contents](#)   [Part Number Index](#)

**2" x 13" Heavy Duty Native Grass Press Wheel**

(Applies to 2SF24 (1986+), 2SF30 (1986+) only)



11172

## **2" x 13" Heavy Duty Native Grass Press Wheel**

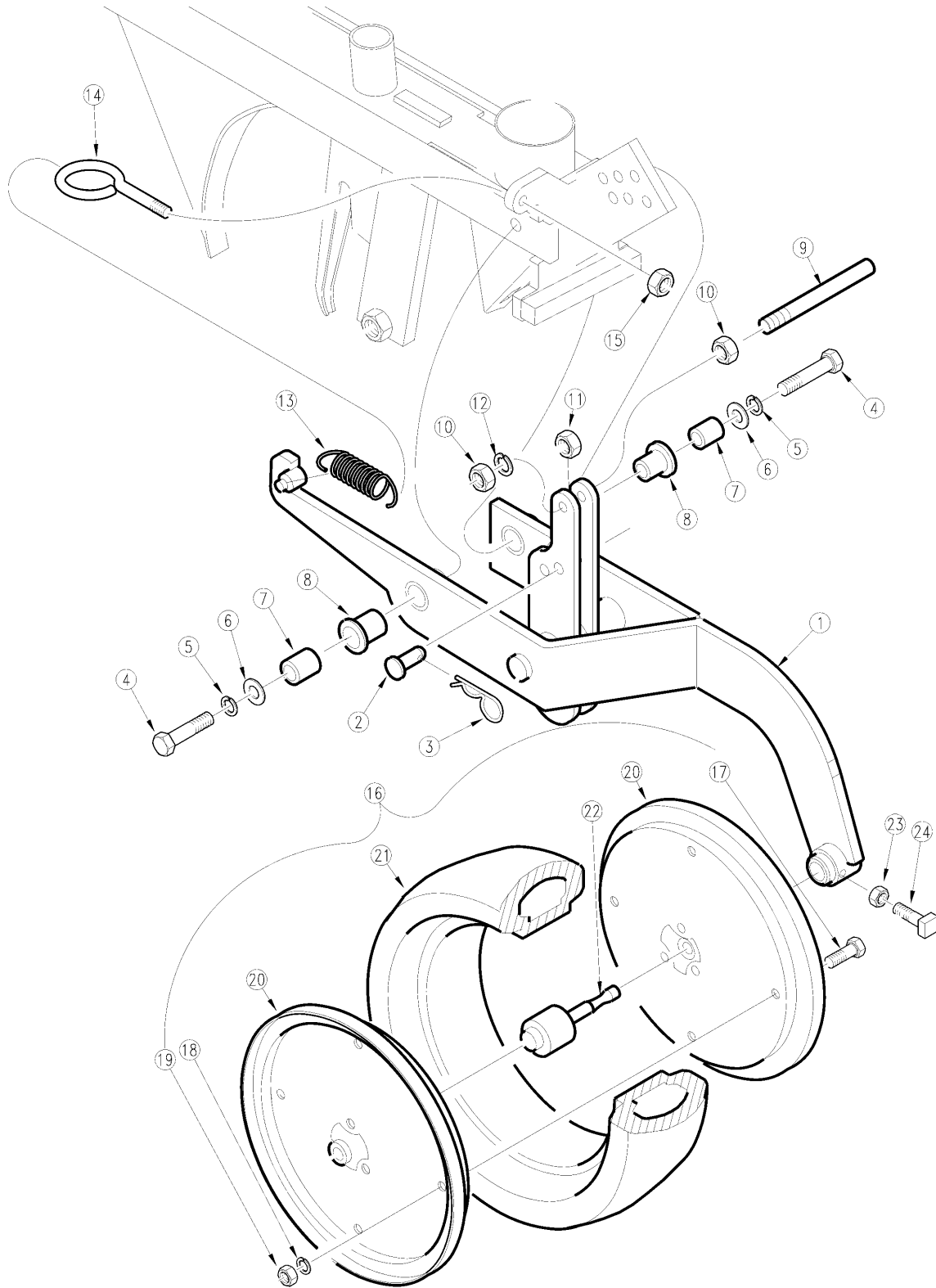
**(Applies to 2SF24 (1986+), 2SF30 (1986+) only)**

<b>Ref</b>	<b>Part No.</b>	<b>Part Description</b>	<b>Comments</b>	<b>Revision</b>
	dwg11172	Image No.		
1.	122-162H	2X13 HD NATIVE GRS PW ARM WMNT		
2.	805-139C	PW ADJUST PIN		
3.	805-010C	PIN HAIR COTTER .094		
4.	802-234C	HHCS 7/16-14X2 1/4 GR5		
5.	804-014C	WASHER LOCK 7/16 PLT		
6.	804-041C	WASHER FLAT 7/16 SAE PLT		
7.	121-123D	NG PW PIVOT TUBE		
8.	817-028C	DOUBLE DISK ARM PIVOT BUSHINGS		
9.	122-087D	PW ADJUST HANDLE		
10.	803-008C	NUT HEX 5/16-18 PLT		
11.	803-020C	NUT HEX 1/2-13 PLT		
12.	804-009C	WASHER LOCK SPRING 5/16 PLT		
13.	807-043C	SPRING LOCK ARM EXTENSION		
14.	802-233C	SP EYE 1/4-20X2 3/4		
15.	803-007C	NUT-LOCK 1/4-20 PLT		
16.	122-115S	RPBY 122-233A	Includes items 17 thru 25 & 28.	
17.	822-095C	BRG INS .63IDX1.57OD DBL LIP		
18.	122-115D	RPBY 122-233 OR -234A		
19.	122-114D	2 X 13 PW BRG. SPACER TUBE		
20.	890-198C	2X13 P.W. BOLT SPACER		
21.	814-069C	TIRE 2 X 13 PW CROWN		
22.	122-002D	2 BEARING HUB		
23.	817-067C	2 P.W. RIM SPACER RING		
24.	802-013C	HHCS 5/16-18X1 3/4 GR5		
25.	803-177C	803-184 FLG TP LK 5/16-18ZNYCR		
26.	802-059C	HHCS 5/8-11X3 GR5		
27.	804-022C	WASHER LOCK SPRING 5/8 PLT		
28.	122-189V	2 X 13 TIRE & RING ASSEMBLY		
29.	122-158D	2 X 13 ACE PRESS WHEEL SPACER		
30.	802-058C	HHCS 5/8-11X2 1/2 GR5		
31.	802-617C	HHFS 1/4-20 X 1 1/2 GR 5		
32.	817-296C	2 X 13 PRESS WHEEL RIM HALF		
33.	814-159C	2 X 13 PRESS WHEEL TIRE		
34.	822-170C	BRG .63ID PRESS WHL ASY		
35.	803-088C	NUT HEX LOCK 1/4-20 FLG		
36.	814-157C	2 X 13 PRESS WHEEL ASSEMBLY	Includes items 31 thru 35.	
37.	122-233A	PLASTIC 2X13 PW FIELD ASSY	Includes items 29, 30 & 36.	

[Table of Contents](#)   [Part Number Index](#)

**2" x 13" Native Grass Press Wheel (1990-)**

(Applies to 2SF24 (1986+), 2SF30 (1986+) only)



11171

## **2" x 13" Native Grass Press Wheel (1990-)**

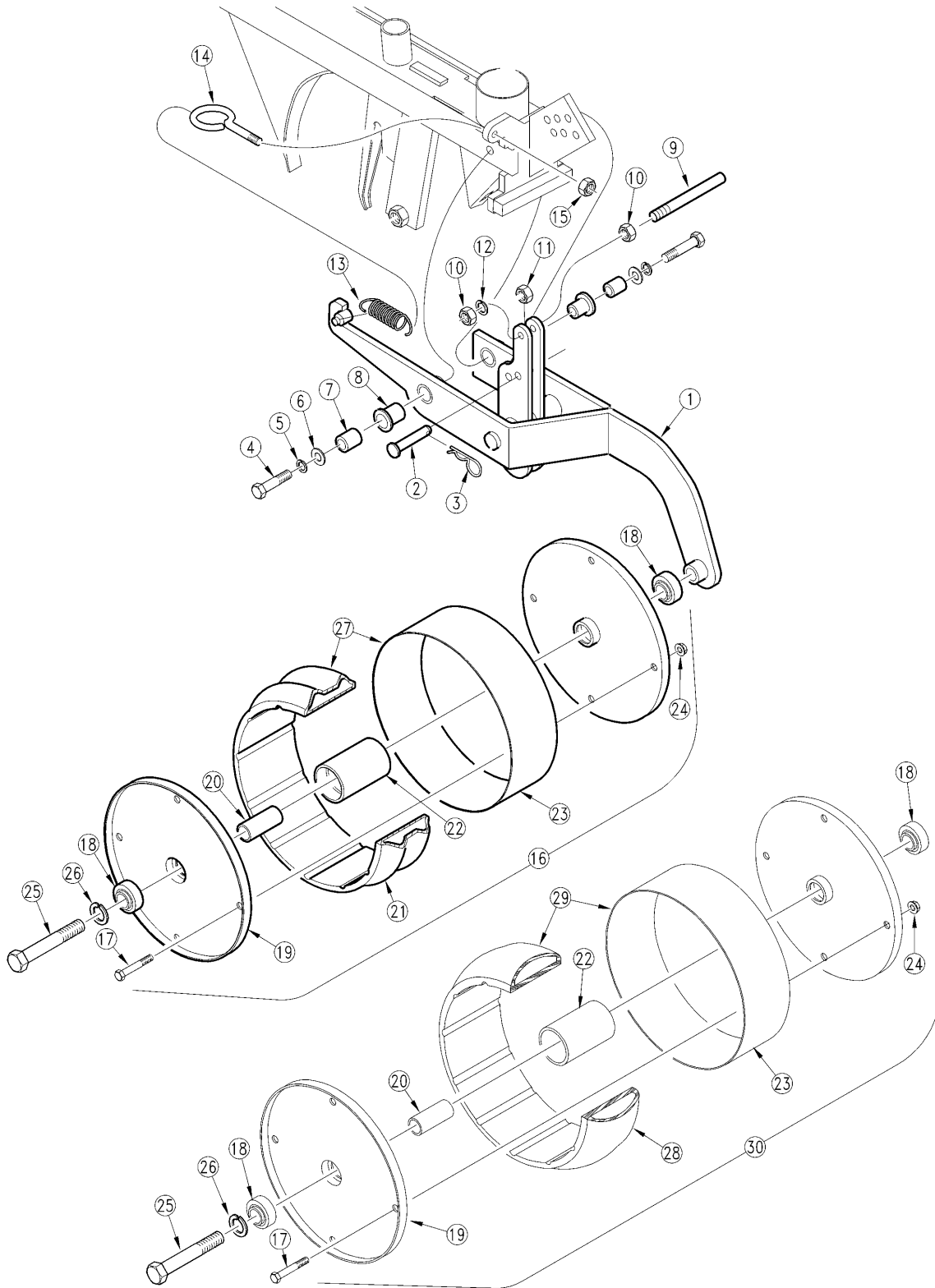
**(Applies to 2SF24 (1986+), 2SF30 (1986+) only)**

<b>Ref</b>	<b>Part No.</b>	<b>Part Description</b>	<b>Comments</b>	<b>Revision</b>
	dwg11171	Image No.		
1.	122-088H	2 X 13 NATIVE GRASS PW WLDMT		
2.	805-139C	PW ADJUST PIN		
3.	805-010C	PIN HAIR COTTER .094		
4.	802-234C	HHCS 7/16-14X2 1/4 GR5		
5.	804-014C	WASHER LOCK 7/16 PLT		
6.	804-041C	WASHER FLAT 7/16 SAE PLT		
7.	121-123D	NG PW PIVOT TUBE		
8.	817-028C	DOUBLE DISK ARM PIVOT BUSHINGS		
9.	122-087D	PW ADJUST HANDLE		
10.	803-008C	NUT HEX 5/16-18 PLT		
11.	803-018C	NUT HEX 1/2-20 GR 2 PLT		
12.	804-009C	WASHER LOCK SPRING 5/16 PLT		
13.	807-043C	SPRING LOCK ARM EXTENSION		
14.	802-233C	SP EYE 1/4-20X2 3/4		
15.	803-007C	NUT-LOCK 1/4-20 PLT		
16.	814-374C	2X13 PW ASSY-PUMP BRG-NYL WH		
17.	802-617C	HHFS 1/4-20 X 1 1/2 GR 5		
18.	804-013C	WASHER LOCK SPRING 3/8 PLT		
19.	803-088C	NUT HEX LOCK 1/4-20 FLG		
20.	817-296C	2 X 13 PRESS WHEEL RIM HALF		
21.	814-159C	2 X 13 PRESS WHEEL TIRE		
22.	AG305	BEARING/BUSHING ASSY		
23.	803-012C	NUT HEX JAM 3/8-16 PLT		
24.	801-007C	SCREW SQ HD SET 3/8-16X7/8 PLT		

[Table of Contents](#)   [Part Number Index](#)

**4" x 12" Heavy Duty Native Grass Press Wheel**

(Applies to 2SF24 (1986+), 2SF30 (1986+) only)



11173

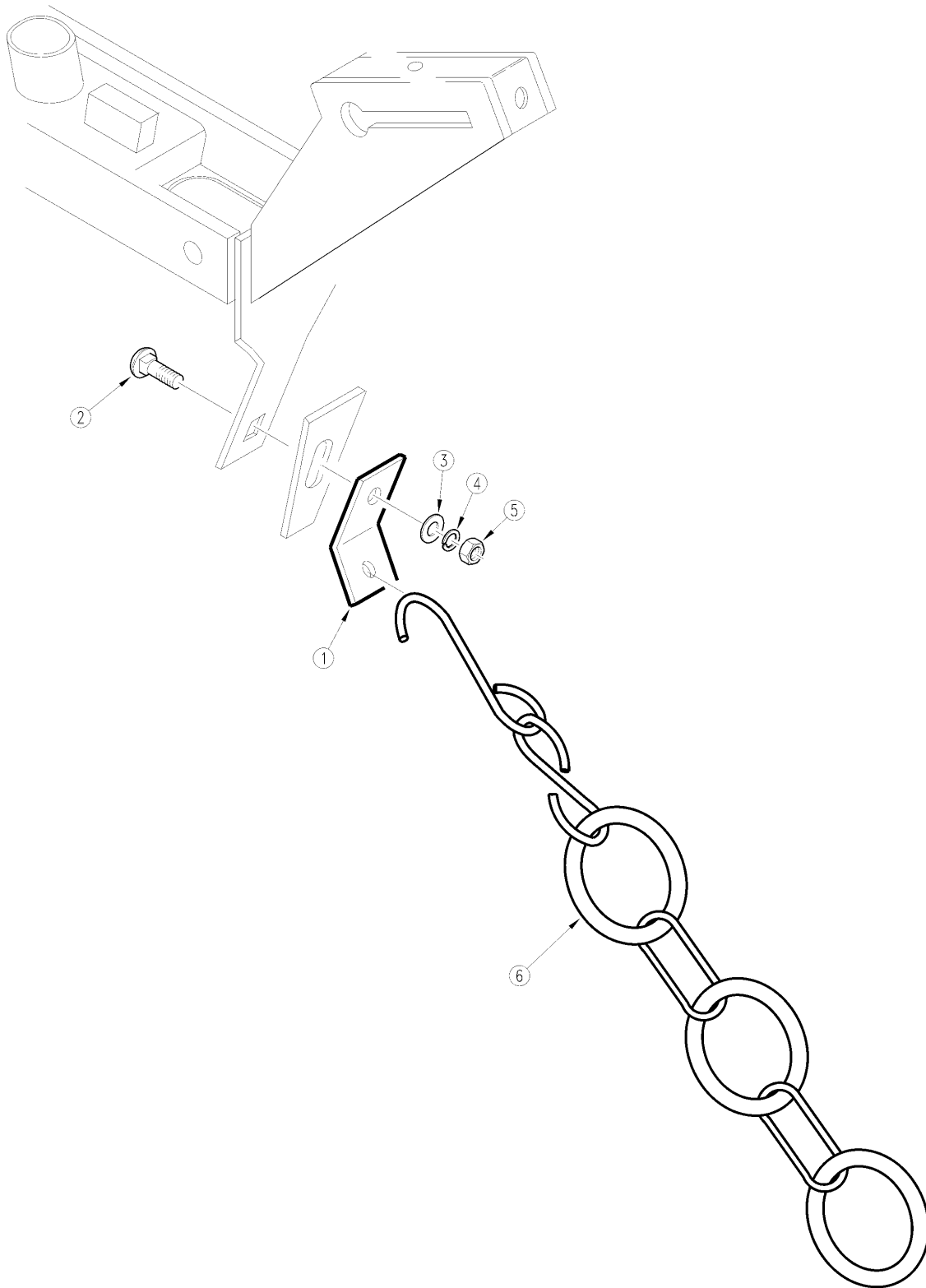
## **4" x 12" Heavy Duty Native Grass Press Wheel**

**(Applies to 2SF24 (1986+), 2SF30 (1986+) only)**

<b>Ref</b>	<b>Part No.</b>	<b>Part Description</b>	<b>Comments</b>	<b>Revision</b>
	dwg11173	Image No.		
1.	122-090H	4X12 NATIVE GRASS PW WELDMENT		
2.	805-139C	PW ADJUST PIN		
3.	805-010C	PIN HAIR COTTER .094		
4.	802-234C	HHCS 7/16-14X2 1/4 GR5		
5.	804-014C	WASHER LOCK 7/16 PLT		
6.	804-041C	WASHER FLAT 7/16 SAE PLT		
7.	121-123D	NG PW PIVOT TUBE		
8.	817-028C	DOUBLE DISK ARM PIVOT BUSHINGS		
9.	122-087D	PW ADJUST HANDLE		
10.	803-008C	NUT HEX 5/16-18 PLT		
11.	803-020C	NUT HEX 1/2-13 PLT		
12.	804-009C	WASHER LOCK SPRING 5/16 PLT		
13.	807-043C	SPRING LOCK ARM EXTENSION		
14.	802-233C	SP EYE 1/4-20X2 3/4		
15.	803-007C	NUT-LOCK 1/4-20 PLT		
16.	122-103S	4X12 V-GROOVE PRESS WHL ASSY		
17.	802-119C	HHCS 5/16-18X3 3/4 GR5		
18.	822-095C	BRG INS .63IDX1.57OD DBL LIP		
19.	122-041D	4X12 PW RIM HALF		
20.	122-094D	4X12 SMALL SPREADER TUBE-SHORT		
21.	814-010C	TIRE PW 4 X 12		
22.	817-022C	4 X 12 LARGE SPREADER TUBE		
23.	817-023C	4 X 12 RIM SPACER RING		
24.	803-177C	803-184 FLG TP LK 5/16-18ZNYCR		
25.	802-151C	HHCS 5/8-11X4 1/4 GR5		
26.	804-022C	WASHER LOCK SPRING 5/8 PLT		
27.	122-197V	4X12 V-GROOVE TIRE & RING ASSY		
28.	814-021C	TIRE 4 X 12 PW SMOOTH CROWN		
29.	122-199V	4X12 SMTH CRN TIRE & RING ASSY		
30.	122-104S	4X12 SMOOTH CROWN PW ASSY		

## Covering Chain

(Applies to 2SF24 (1986+), 2SF30 (1986+) only)



10089



## Covering Chain

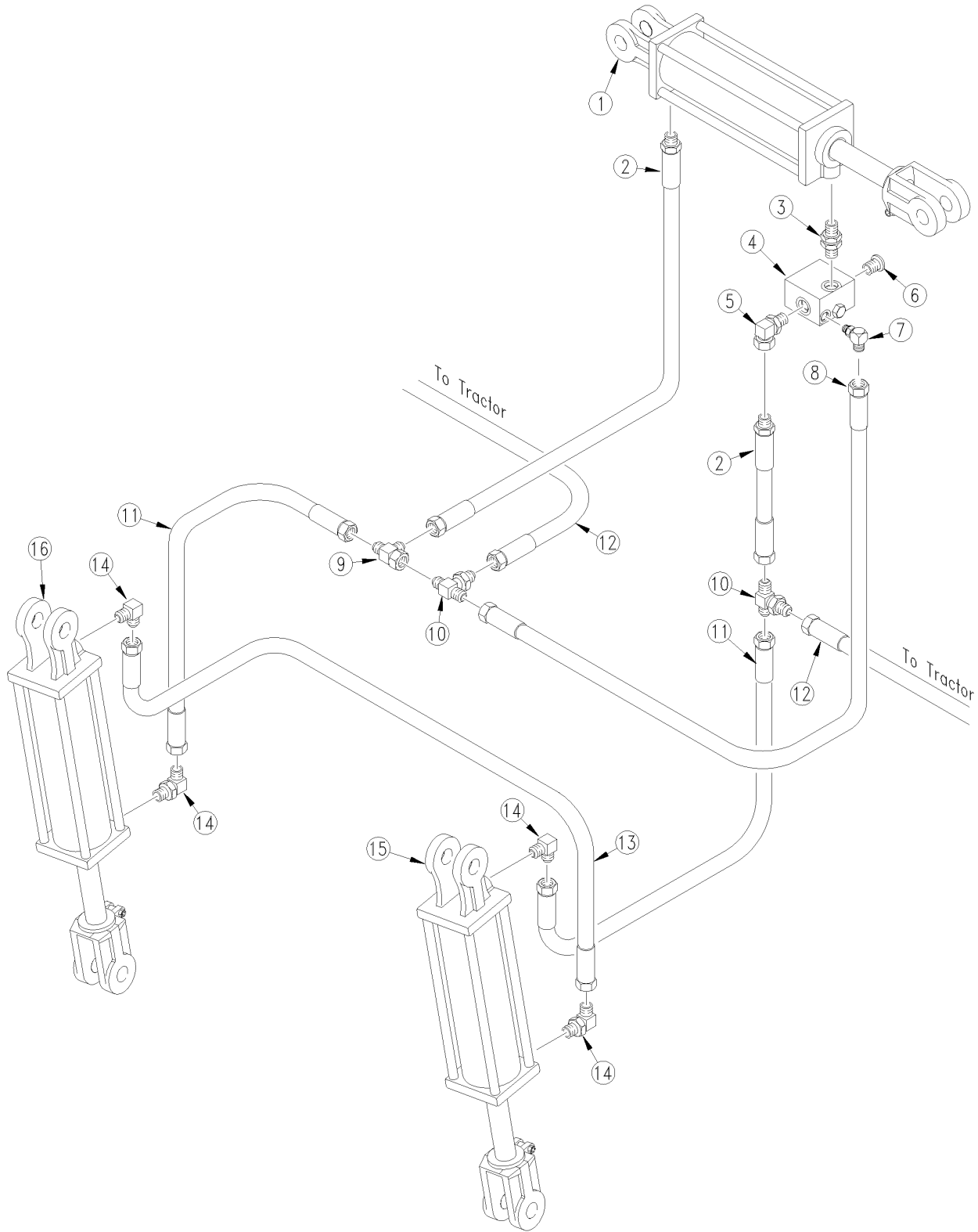
---

(Applies to 2SF24 (1986+), 2SF30 (1986+) only)

Ref	Part No.	Part Description	Comments	Revision
	dwg10089	Image No.		
1.	178-033D	COVERING CHAIN MOUNT BAR		2nd rev.
1.	122-072D	RPBY 178-033D		Use existing stock; 1st rev.
2.	802-155C	RHSNB 3/8-16X1 1/4 GR5		
3.	804-012C	WASHER FLAT 3/8 SAE PLT		
4.	804-013C	WASHER LOCK SPRING 3/8 PLT		
5.	803-014C	NUT HEX 3/8-16 PLT		
6.	890-063C	DRAG CHAIN		

# Transport Hydraulics

(Applies to 2SF24 (1986+), 2SF30 (1986+) only)



11304

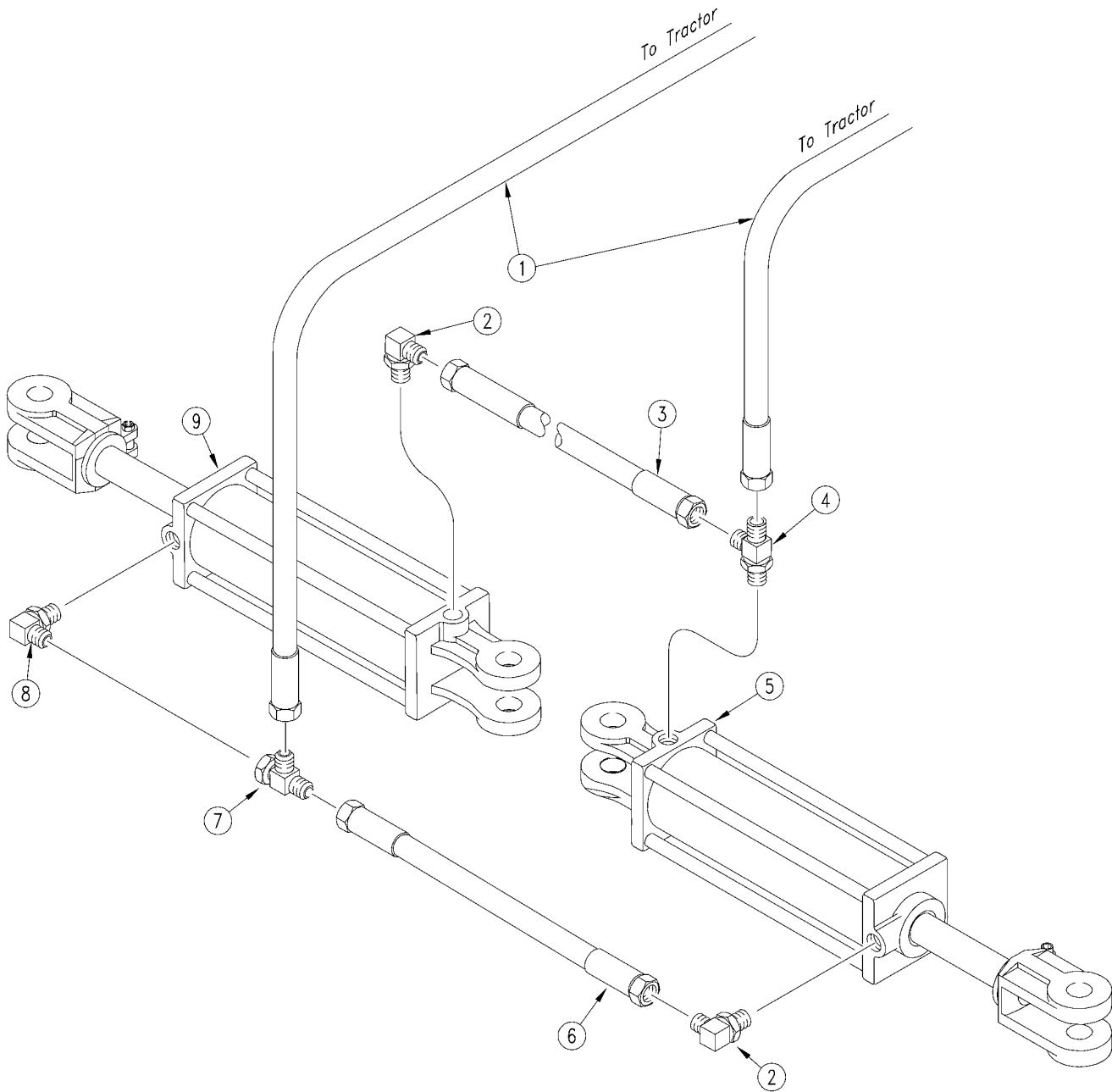
## ***Transport Hydraulics***

**(Applies to 2SF24 (1986+), 2SF30 (1986+) only)**

<b>Ref</b>	<b>Part No.</b>	<b>Part Description</b>	<b>Comments</b>	<b>Revision</b>
	dwg11304	Image No.		
1.	810-020C	CYL 4X10X1.25 ROD (TIE ROD)	Refer to "Hydraulic Rod Cylinder (810-020C)" for breakdown.	
2.	811-051C	HH3/8R2 038 3/4FJIC 3/4MORB		
3.	811-086C	AD 3/4MORB		
4.	810-086C	VALVE PO CHECK ORB PORTS	Refer to "Pilot Operated Check Valve (810-086C)" for breakdown.	
5.	811-064C	TE 9/16MJIC 9/16MJIC 9/16MORB		
6.	811-203C	PL 3/4MORB HOLLOW HEX		
7.	811-216C	EL 3/4MJIC 9/16MORB		
8.	811-386C	HH3/8R2 036 3/4FJIC		
9.	811-073C	TE 3/4MJIC 3/4MJIC 3/4FJIC		
10.	811-039C	TE 3/4MJIC		
11.	811-053C	HH1/2R2 052 3/4JIC		
12.	811-055C	HH1/2R2 292 3/4FJIC 3/4MNPT		
13.	811-715C	HH1/2R2 097 3/4FJIC		
14.	811-063C	EL 3/4MJIC 3/4MORB		
15.	810-147C	CYL REP 4.25X20X1.5 ROD (TIE)	Refer to "Hydraulic Cylinder (810-147C)" for breakdown.	
16.	810-148C	CYL REP 4X20X1.37 ROD (TIE ROD)	Refer to "Hydraulic Cylinder (810-148C)" for breakdown.	

## Fold Hydraulics

(Applies to 2SF24 (1986+), 2SF30 (1986+) only)



11305

## ***Fold Hydraulics***

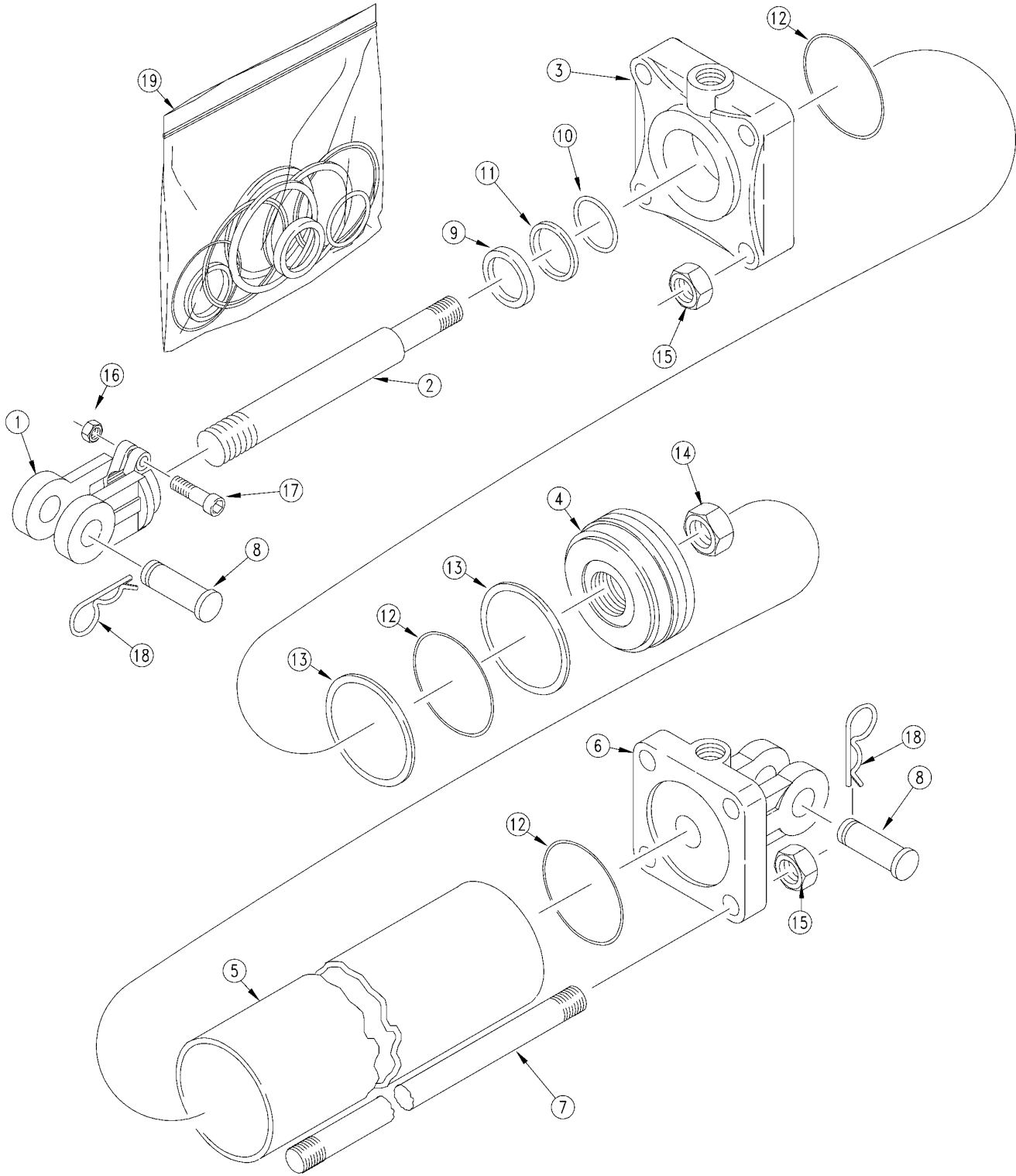
---

**(Applies to 2SF24 (1986+), 2SF30 (1986+) only)**

<b>Ref</b>	<b>Part No.</b>	<b>Part Description</b>	<b>Comments</b>	<b>Revision</b>
	dwg11305	Image No.		
1.	811-058C	HH1/4R2 303 9/16FJIC 1/2MNPT		
2.	811-062C	OREL 1/32 9/16MJIC 9/16MORB		
3.	811-057C	HH1/4R2 020 9/16FJIC		
4.	811-064C	TE 9/16MJIC 9/16MJIC 9/16MORB		
5.	810-022C	CYL 2.5X10X1.06 ROD (TIE) LH	Refer to "Lion Hydraulic Cylinder (810-018C & 810-022C)" or "Midway Hydraulic Cylinder (810-018C & 810-022C)" for breakdown.	
6.	811-056C	HH1/4R2 045 9/16FJIC		
7.	811-061C	TE 9/16MJIC 9/16MJIC 9/16FJIC		
8.	811-065C	EL 9/16MJIC 9/16MORB		
9.	810-018C	CYL 2.5X10X1.06 ROD (TIE) RH	Refer to "Lion Hydraulic Cylinder (810-018C & 810-022C)" or "Midway Hydraulic Cylinder (810-018C & 810-022C)" for breakdown.	

### Hydraulic Rod Cylinder (810-020C)

(Applies to 2SF24 (1986+), 2SF30 (1986+) only)



10035

## Hydraulic Rod Cylinder (810-020C)

---

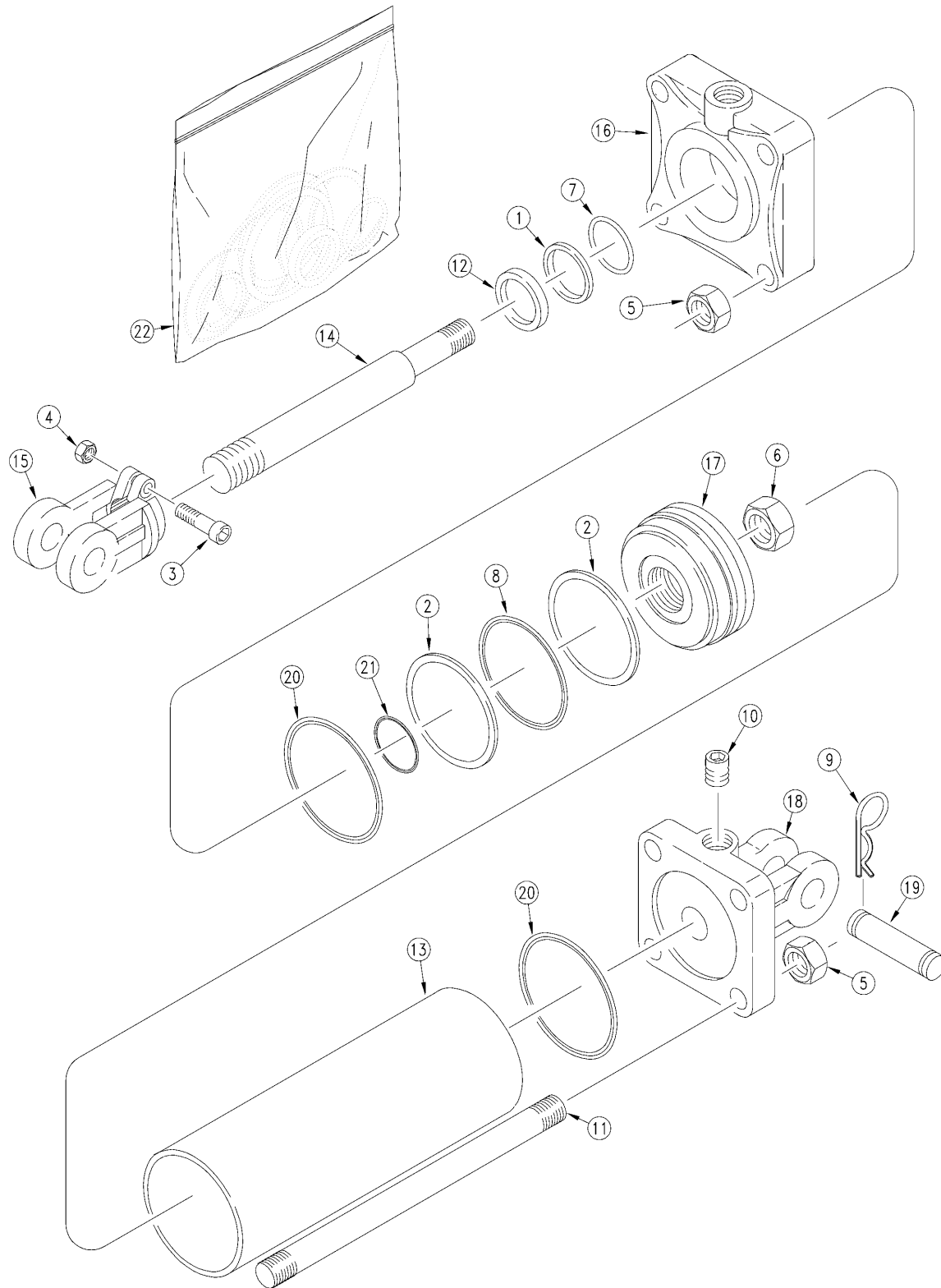
(Applies to 2SF24 (1986+), 2SF30 (1986+) only)

Ref	Part No.	Part Description	Comments	Revision
	dwg10035	Image No.		
1.	1M7016	CLEVIS ROD MIDWAY		
2.	2M6470	MW ROD 1-1/4 DIA.X 10 STROKE		
3.	3R5712	MW HEAD		
4.	4M6108	MW PISTON		
5.	5M6118	MW TUBE 4 X 10 CYLINDER		
6.	6R5164	BASE MIDWAY		
7.	7M6318	MW TIE ROD 4 X 10 CYLINDER		
8.	2A0208	RPBY 805-124C		
9.		MW WIPER	Available only in item 19.	
10.		MW O-RING	Available only in item 19.	
11.		MW BACK-UP	Available only in item 19.	
12.		MW O-RING	Available only in item 19.	
13.		MW BACK UP	Available only in item 19.	
14.	2A0024	MW PISTON NUT 1-14		
15.	2A0018	MW TIE ROD NUT		
16.	2A0012	RPBY 803-234C		
17.	2A0006	RPBY 802-023C		
18.	2A0132	MW PIN CLIP		
19.	810-013C	CYL SEAL KIT 4 X 14 MW 5A6102		

[Table of Contents](#)   [Part Number Index](#)

**Lion Hydraulic Cylinder (810-018C & 810-022C)**

(Applies to 2SF24 (1986+), 2SF30 (1986+) only)



10902



**Lion Hydraulic Cylinder (810-018C & 810-022C)**

---

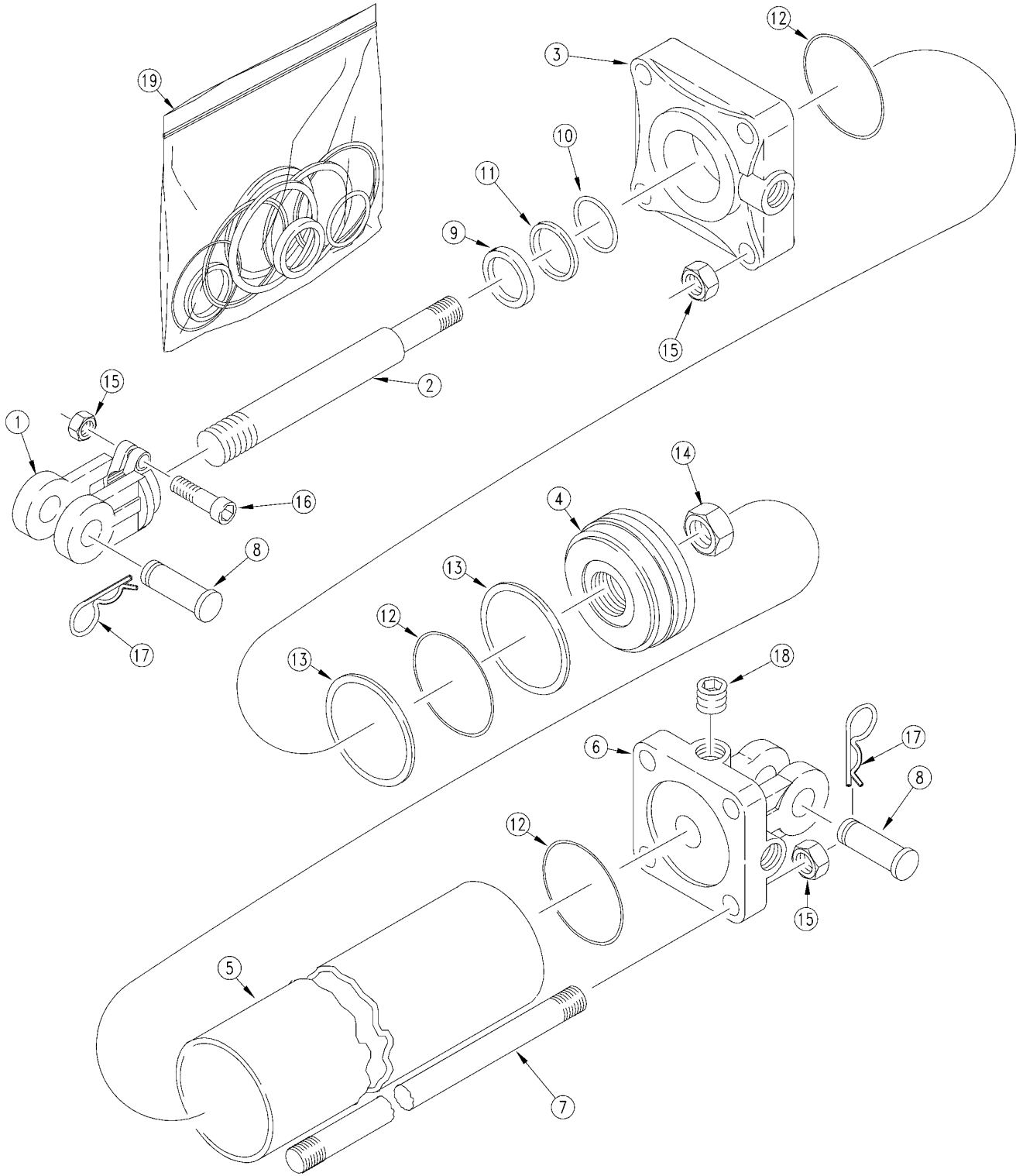
**(Applies to 2SF24 (1986+), 2SF30 (1986+) only)**

<b>Ref</b>	<b>Part No.</b>	<b>Part Description</b>	<b>Comments</b>	<b>Revision</b>
	dwg10902	Image No.		
1.		BACK-UP	Only available in seal kit item 22.	
2.		BACK-UP	Only available in seal kit item 22.	
3.	119254	LION BOLT 3/8UNC		
4.	803-014C	NUT HEX 3/8-16 PLT		2nd rev.
4.	128230	RPBY 803-014C		Use existing stock; 1st rev.
5.	803-014C	NUT HEX 3/8-16 PLT		2nd rev.
5.	128230	RPBY 803-014C		Use existing stock; 1st rev.
6.	129090	LION NUT 3/4UNC		
7.		O-RING	Only available in seal kit item 22.	
8.		O-RING	Only available in seal kit item 22.	
9.	134952	LION PIN CLIP-CLEVIS		
10.	186561	LION PLUG		
11.	492220	LION TIE ROD		
12.		WIPER	Only available in seal kit item 22.	
13.	491670	LION TUBE		
14.	491980	LION ROD		
15.	458599	LION ROD CLEVIS		
16.	494616	LION ROD CAP		
17.	492529	LION PISTON		
18.	494517	BASE CLEVIS		
19.	134953	LION PIN		
20.		O-RING	Only available in seal kit item 22.	
21.		O-RING	Only available in seal kit item 22.	
22.	810-027C	CYL SEAL KIT 2.5 X 10 LION		

[Table of Contents](#)   [Part Number Index](#)

**Midway Hydraulic Cylinder (810-018C & 810-022C)**

(Applies to 2SF24 (1986+), 2SF30 (1986+) only)



15592

**Midway Hydraulic Cylinder (810-018C & 810-022C)**

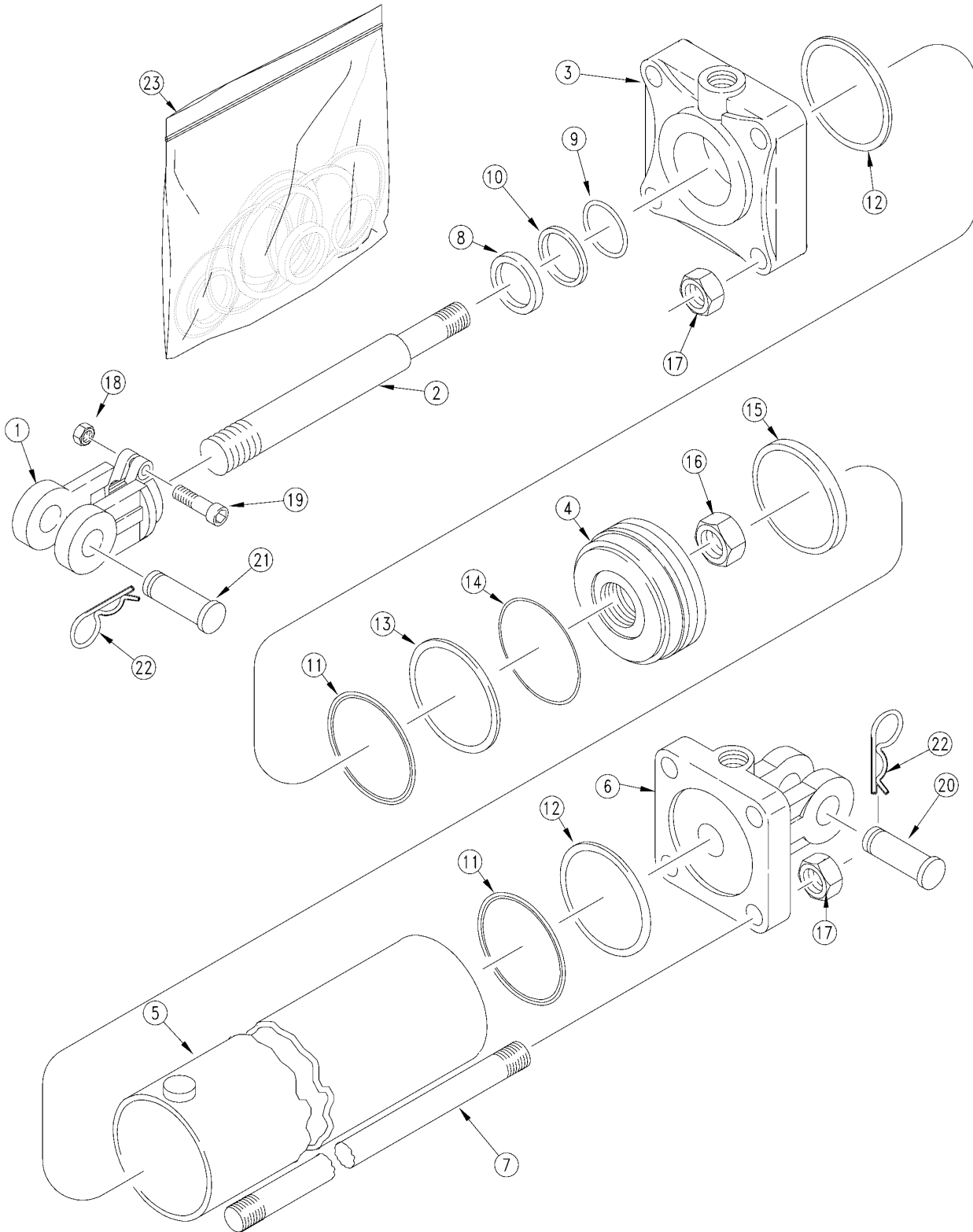
---

(Applies to 2SF24 (1986+), 2SF30 (1986+) only)

Ref	Part No.	Part Description	Comments	Revision
	dwg15592	Image No.		
1.	1M6005	MW CLEVIS		
2.	2M3216	MW ROD		
3.	3R0210	MW HEAD		
4.	4M3102	RPBY 4M3108		
5.	5M3118	MW TUBE		
6.	6R0154	BASE MIDWAY		
7.	7M3318	MW TIE ROD		
8.	2A0208	RPBY 805-124C		
9.		MW WIPER SEAL	Only available in seal kit item 19.	
10.		MW O-RING	Only available in seal kit item 19.	
11.		MW BACK UP	Only available in seal kit item 19.	
12.		MW O-RING	Only available in seal kit item 19.	
13.		MW BACK UP	Only available in seal kit item 19.	
14.	2A0022	RPBY 803-114C		
15.	2A0012	RPBY 803-234C		
16.	2A0006	RPBY 802-023C		
17.	2A0132	MW PIN CLIP		
18.	2A0126	MW PLUG		
19.	810-323C	SEAL KIT MIDWAY 5A3101		

**Hydraulic Cylinder (810-147C)**

(Applies to 2SF24 (1986+), 2SF30 (1986+) only)



10846

## Hydraulic Cylinder (810-147C)

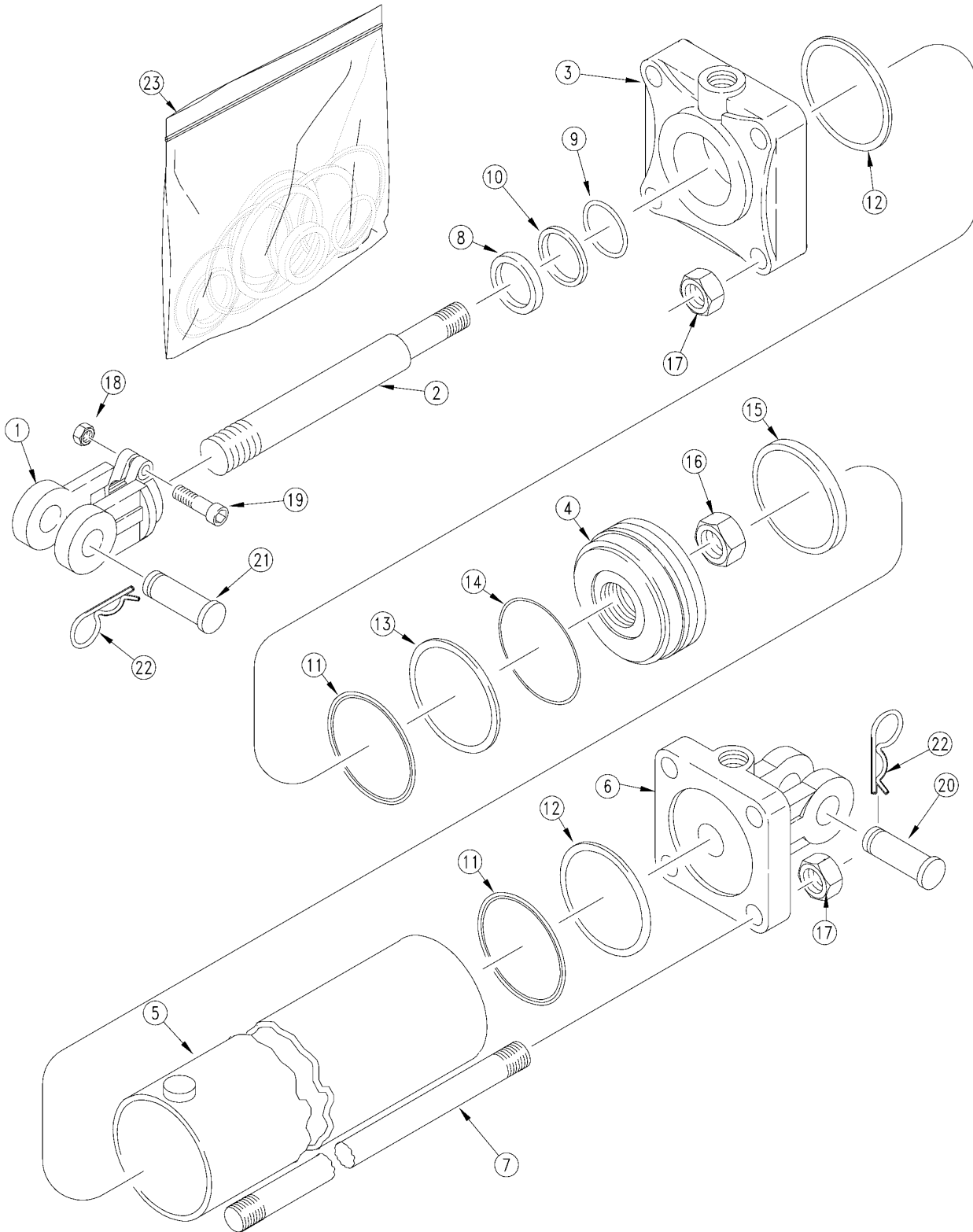
---

(Applies to 2SF24 (1986+), 2SF30 (1986+) only)

Ref	Part No.	Part Description	Comments	Revision
	dwg10846	Image No.		
1.	1M7016	CLEVIS ROD MIDWAY		
2.	2M7580	MW ROD		
3.	3R6912	HEAD MIDWAY		
4.	4R6108	PISTON MIDWAY		
5.	5R6128	MW TUBE		
6.	6R6164	MW BASE		
7.	7M7328	MW TIE ROD		
8.		ROD WIPER	Only available in seal kit item 23.	
9.		O-RING	Only available in seal kit item 23.	
10.		BACK-UP	Only available in seal kit item 23.	
11.		O-RING	Only available in seal kit item 23.	
12.		BACK-UP	Only available in seal kit item 23.	
13.		TEFLON SEAL	Only available in seal kit item 23.	
14.		LOADER O-RING	Only available in seal kit item 23.	
15.		WEAR RING	Only available in seal kit item 23.	
16.	2A0024	MW PISTON NUT 1-14		
17.	2A0019	RPBY 803-257C		
18.	2A0012	RPBY 803-234C		
19.	2A0006	RPBY 802-023C		
20.	2A0209	MW PIN CLEVIS BASE END		
21.	2A0208	RPBY 805-124C		
22.	2A0132	MW PIN CLIP		
23.	810-144C	SEAL KIT MW 4.25 RPHCYL 4A6104		

### Hydraulic Cylinder (810-148C)

(Applies to 2SF24 (1986+), 2SF30 (1986+) only)



10846

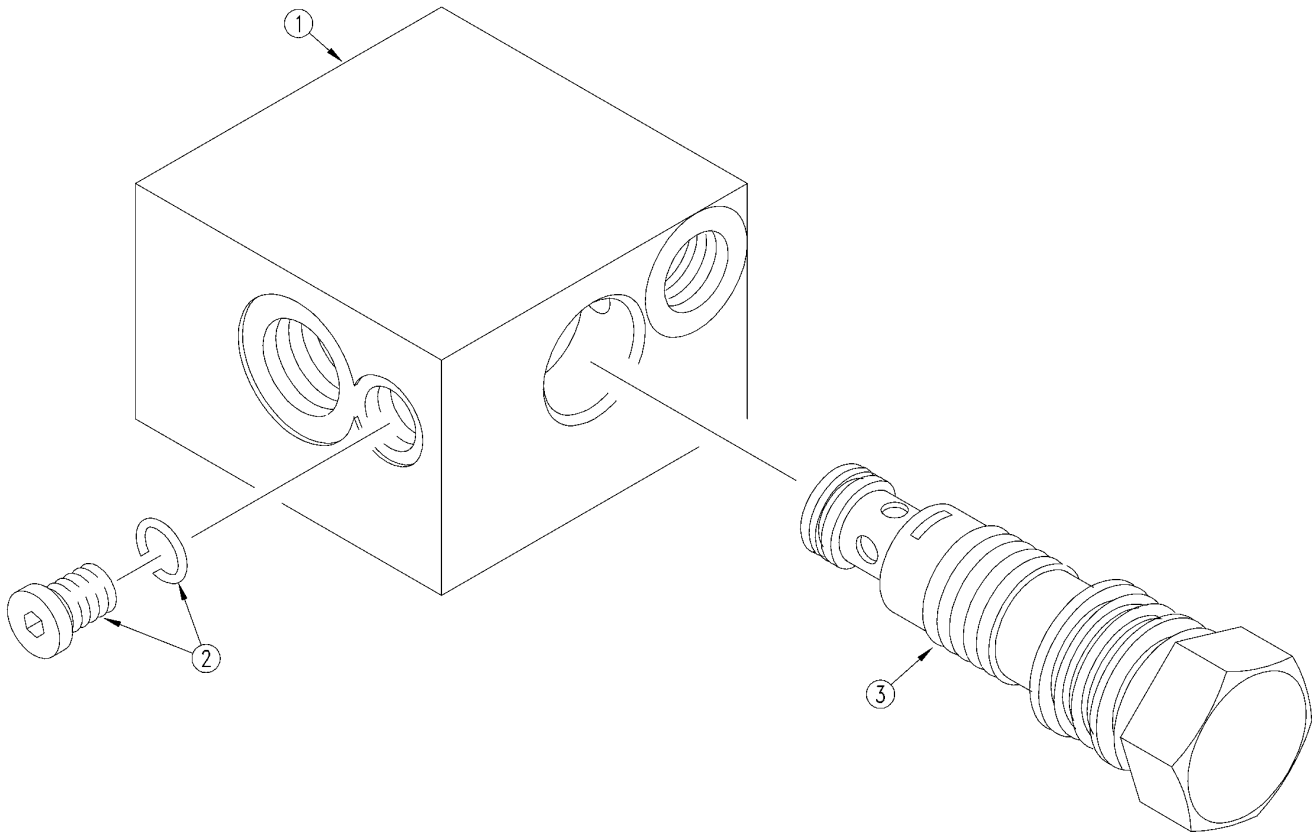
## **Hydraulic Cylinder (810-148C)**

**(Applies to 2SF24 (1986+), 2SF30 (1986+) only)**

<b>Ref</b>	<b>Part No.</b>	<b>Part Description</b>	<b>Comments</b>	<b>Revision</b>
	dwg10846	Image No.		
1.	1M7016	CLEVIS ROD MIDWAY		
2.	2M6880	MW ROD		
3.	3R5812	MW HEAD		
4.	4R5108	PISTON MIDWAY		
5.	5R5128	MW TUBE		
6.	5R5164	MW BASE		
7.	7M6328	MW TIE ROD		
8.		ROD WIPER	Only available in seal kit item 23.	
9.		O-RING	Only available in seal kit item 23.	
10.		BACK-UP	Only available in seal kit item 23.	
11.		O-RING	Only available in seal kit item 23.	
12.		BACK-UP	Only available in seal kit item 23.	
13.		TEFLON SEAL	Only available in seal kit item 23.	
14.		LOADER O-RING	Only available in seal kit item 23.	
15.		WEAR RING	Only available in seal kit item 23.	
16.	2A0024	MW PISTON NUT 1-14		
17.	2A0018	MW TIE ROD NUT		
18.	2A0012	RPBY 803-234C		
19.	2A0006	RPBY 802-023C		
20.	2A0208	RPBY 805-124C		
21.	2A0208	RPBY 805-124C		
22.	2A0132	MW PIN CLIP		
23.	810-151C	SEAL KIT MW 4 RPH CYL 4A5103		

**Pilot Operated Check Valve (810-086C)**

(Applies to 2SF24 (1986+), 2SF30 (1986+) only)



10036



## ***Pilot Operated Check Valve (810-086C)***

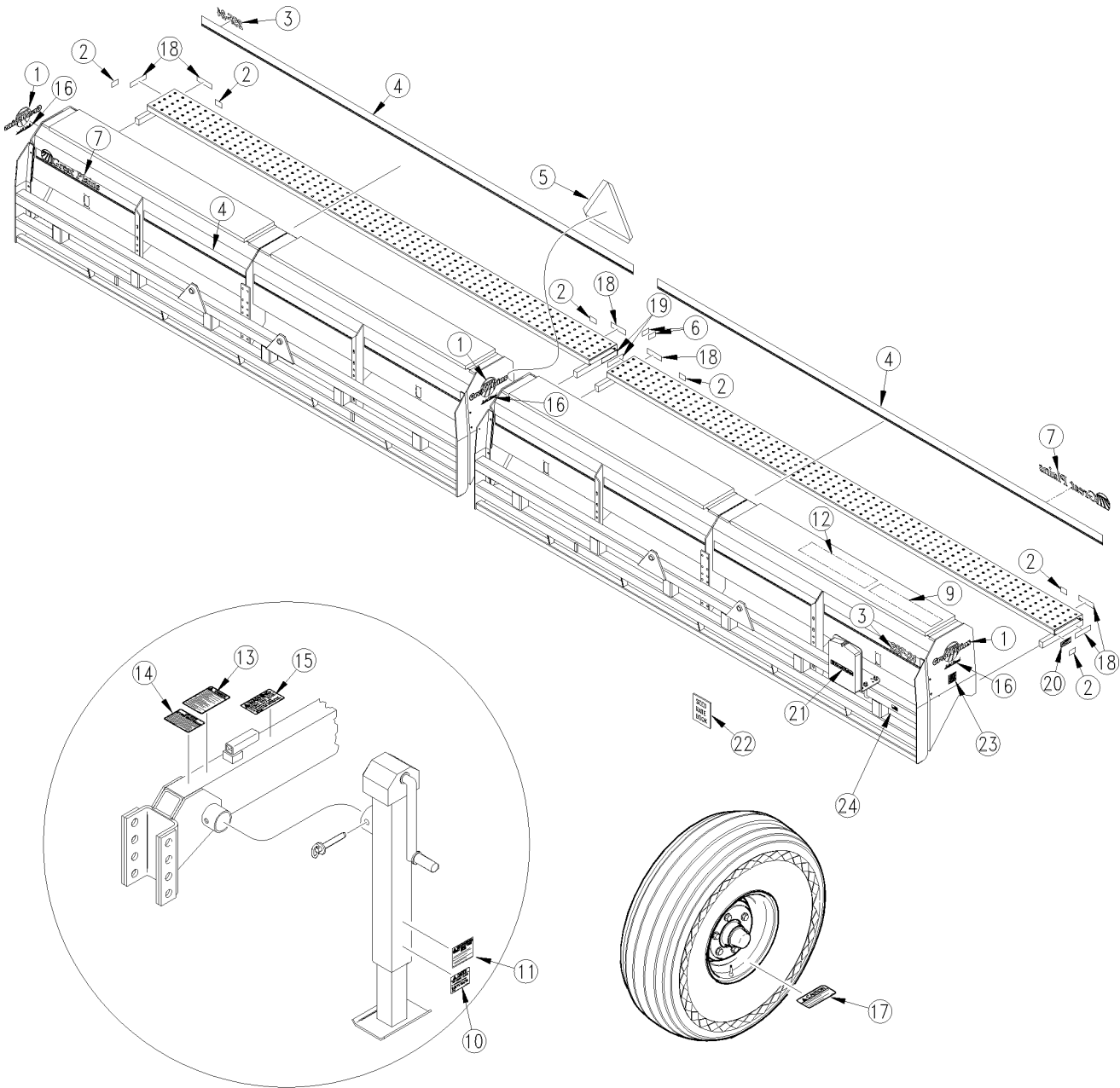
---

**(Applies to 2SF24 (1986+), 2SF30 (1986+) only)**

<b>Ref</b>	<b>Part No.</b>	<b>Part Description</b>	<b>Comments</b>	<b>Revision</b>
	dwg10036	Image No.		
1.	8044	MW VALVE BODY	6-1-98+	
1.	3084	MW VALVE BODY	5-31-98-	
2.	1151	SHMKR CARTRIDGE CKCD-XCN		
3.	PCPIL-10-30-30	SHOEMAKER CARTRIDGE, PILOT CHK	6-1-98+	
3.	1132-4	SHOEMAKER PLUG, HEX SOCKET	5-31-98-	

## Decal Placement

(Applies to 2SF24 (1986+), 2SF30 (1986+) only)



11365

## ***Decal Placement***

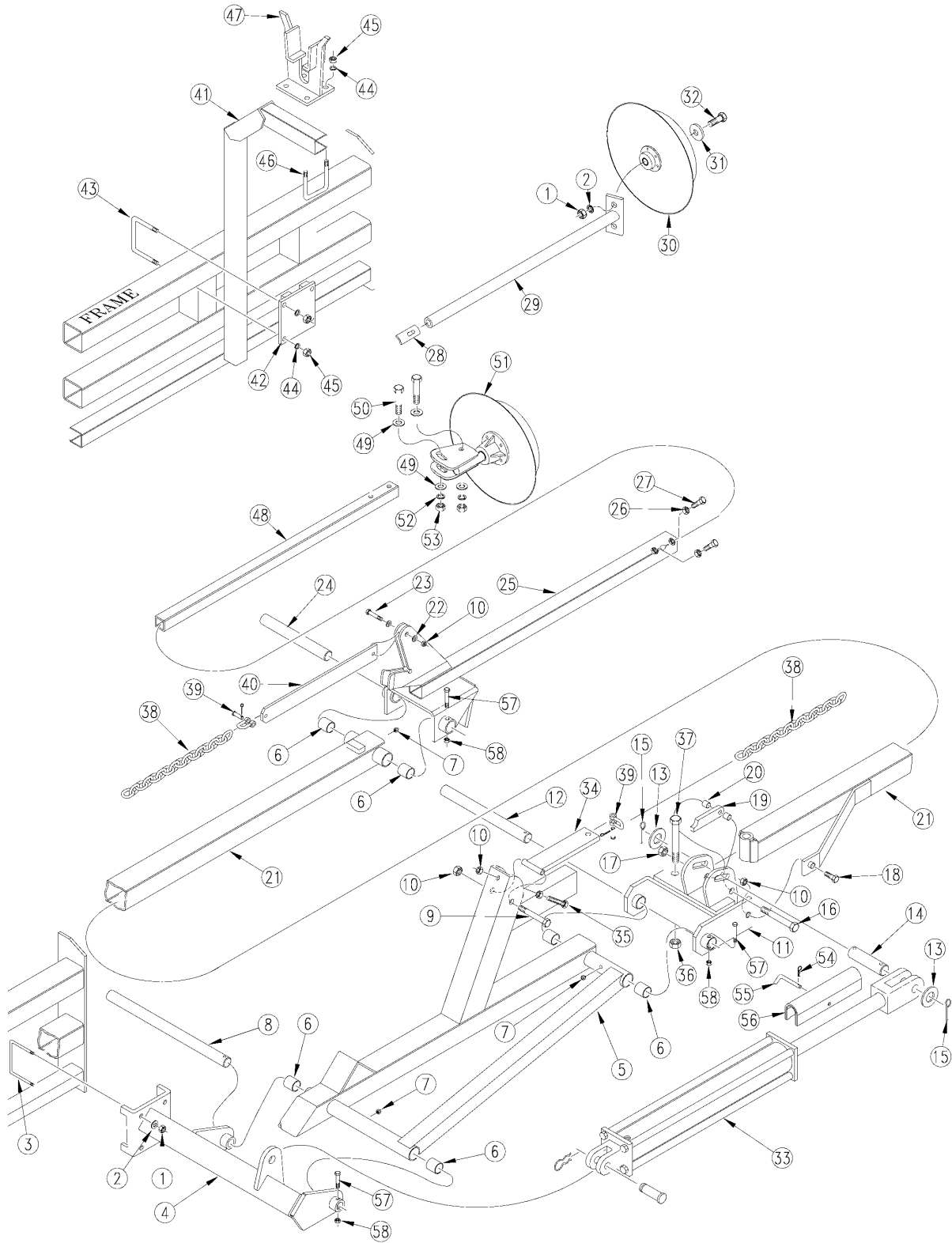
**(Applies to 2SF24 (1986+), 2SF30 (1986+) only)**

<b>Ref</b>	<b>Part No.</b>	<b>Part Description</b>	<b>Comments</b>	<b>Revision</b>
	dwg11365	Image No.		
1.	838-228C	DECAL GREAT PLAINS ON LOGO SML	2000 and above.	2nd rev.
1.	818-013C	DECAL SOLID STAND 24'	1999 and below.	1st rev.
1.	818-014C	DECAL SOLID STAND 30'	1999 and below.	1st rev.
2.	818-229C	DECAL AMBER REFLECTOR	Model year 2000-	
3.	838-199C	DECAL 2SF-24	2000 and above.	2nd rev.
3.	838-200C	DECAL 2SF-30	2000 and above.	2nd rev.
3.	818-061C	DECAL SOLID STAND FOLDING DRIL	1999 and below.	1st rev.
4.	838-160C	DECAL 3 COLOR STRIPE 2.50 WIDE	2000 and above.	2nd rev.
4.	818-064C	REPLACED BY 838-160C	1999 and below.	1st rev.
5.	818-055C	DECAL SLOW MOVING-GALV. BACKED		
6.	818-230C	DECAL RED REFLECTOR	Model year 2000-	
7.	838-168C	DECAL LOGO&GP F/STRIPE 6 X 35	2000 and above.	2nd rev.
7.	818-052C	DECAL GREAT PLAINS W/LOGO	1999 and below.	1st rev.
8.	818-048C	DECAL GP SOLID STAND W/LOGO	Not shown. 1999 and below.	
9.	818-070C	DECAL SEED RATE & ADJ SS & FP	2003 and below.	
10.	818-020C	DECAL CAUTION TIRE DAMAGE HAZ		
11.	818-019C	DECAL WARNING NEG TONGUE WT		
12.	818-280C	DECAL SOLID STAND PEA		
13.	818-078C	DECAL CAUTION FP-HC-MF-24&30		
14.	818-043C	DECAL LIFT CYL OPERATING INSTR		
15.	818-188C	DECAL WARNING 20 MPH TRANS LRG		
16.	838-158C	DECAL SCRIPT SOLID STAND SMALL	2000 and above.	
17.	858-669C	DECAL CAUTION TIRE 44 PSI/85		
18.	838-265C	DECAL REFLECTOR AMBER 1 1/2X9	Model year 2001+	
19.	838-266C	DECAL REFLECTOR RED 1 1/2X9	Model year 2001+	
20.	838-102C	DECAL WARNING FALLING HAZARD		
21.	838-482C	DECAL GP PLANTING COMPONENTS		
22.	202-499B	2SNG/2SF 24&30 SEEDRATE BOOK	2004 and above.	
23.	858-679C	DECAL NOTICE LUBRICATION		
24.	818-190C	DECAL FLAG		

[Table of Contents](#)   [Part Number Index](#)

**Flat Fold Marker Assembly**

(Applies to 2SF24 (1986+), 2SF30 (1986+) only)



10050

***Flat Fold Marker Assembly***

**(Applies to 2SF24 (1986+), 2SF30 (1986+) only)**

<b>Ref</b>	<b>Part No.</b>	<b>Part Description</b>	<b>Comments</b>	<b>Revision</b>
	dwg10050	Image No.		
1.	803-021C	NUT HEX 5/8-11 PLT		
2.	804-022C	WASHER LOCK SPRING 5/8 PLT		
3.	806-006C	U-BOLT 5/8-11 X 3 17/32 X 5		
4.	113-199H	RH MARKER MOUNT		
4.	113-179H	LH MARKER MOUNT		
5.	113-188H	RH FIRST SECTION		
5.	113-180H	LH FIRST SECTION		
6.	890-005C	BUSHING CYL 1 1/4 X 1 X 1		
7.	800-001C	GREASE ZERK STRAIGHT 1/4-28		
8.	113-312D	FIRST PIVOT SHAFT		
9.	802-168C	HHCS 3/8-16X3 1/4 GR5		
10.	803-013C	NUT LOCK 3/8-16 PLT		
11.	113-189H	LIFT LUG CHANNEL RH		
11.	113-181H	LIFT LUG CHANNEL LH		
12.	113-313D	SECOND PIVOT SHAFT		
13.	804-029C	WASHER FLAT 1 SAE		
14.	113-248D	PIN 1 OD X 4.41 USABLE		
15.	805-058C	PIN COTTER 3/16 X 2		
16.	802-201C	HHCS 1/2-13X4 3/4 GR5		
17.	803-019C	NUT LOCK 1/2-13 PLT		
18.	802-266C	HHCS 3/8-16X2 GR2		
19.	113-324D	CYLINDER STOP		
20.	113-325D	STOP BUSHING		
21.	113-195H	3 SECTION MARKER BREAKAWAY	Used on 2SF24	
21.	113-182H	2ND SECTION	Used on 2SF30	
22.	804-011C	WASHER FLAT 3/8 USS PLT		
23.	802-022C	HHCS 3/8-16X1 1/2 GR5		
24.	113-311D	HINGE PIN		
25.	113-196H	24' F.F. MKR. 3RD. SECTION	Use with item 48	2nd rev.
25.	113-183H	30' F.F. MKR. 3RD. SECTION	Use with item 29	1st rev.
26.	803-036C	NUT HEX JAM 1/2-13 PLT		
27.	801-054C	SCREW SET SQ HD. 1/2-13X1 GR5		
27.	801-013C	SCREW SET SQ HD 1/2-13X1 1/2G5		
28.	113-147H	MARKER CLAMP ADJUSTMENT		
29.	113-194H	24' MARKER TUBE WELDMENT	Not available. Replaced by item 48 on this page & items 22, 23, 30, 31, & 37-41 on "Stanford Marker"	
29.	113-184H	30' MARKER TUBE WELDMENT	Not available. Replaced by item 48 on this page & items 22, 23, 30, 31, & 37-41 on "Stanford Marker"	
30.	113-305K	MARKER DISK & DEPTH BAND ASSY	Refer to "Marker Disk (113-305K) for 2nd rev. breakdown.	
31.	107-096D	BRG FLANGE DUST COVER		
32.	802-059C	HHCS 5/8-11X3 GR5		
33.	810-118C	CYL 2.5X20X1.12 ROD (TIE)1 PIN	Refer to "Marker Midway Hydraulic Cylinder (810-118C)	2nd rev.
33.	810-019C	CYL 3X20X1.25 ROD (TIE ROD)	Refer to "Marker Midway Hydraulic Cylinder (810-119C)	1st rev.
34.	113-200H	CHAIN BAR WELDMENT		
35.	802-261C	HHCS 3/8-16X2 1/2 GR5 FTHD		
36.	803-148C	NUT HEX NYLOCK 5/8-11 PLT		
37.	802-254C	HHCS 5/8-11X5 1/2 GR5		
38.	113-328D	CHAIN COIL 1/4 HIGH TEST 50 IN		
38.	113-319D	CHAIN COIL 1/4 HIGH TEST 61 IN		
39.	890-018C	5/16 x 1 1/4 UTILITY CLEVIS		
40.	113-323D	CHAIN BAR		
41.	113-197H	MARKER CARRIER		

[Table of Contents](#)   [Part Number Index](#)

**Flat Fold Marker Assembly (continued)**

---

(Applies to 2SF24 (1986+), 2SF30 (1986+) only)

<b>Ref</b>	<b>Part No.</b>	<b>Part Description</b>	<b>Comments</b>	<b>Revision</b>
42.	113-310D	CLAMP PLATE	Used on 2SF30	
42.	113-218H	TRANSPORT ARM MOUNT	Used on 2SF24	
43.	806-042C	U-BOLT 1/2-13 X 3 1/2 X 6 1/2		
44.	804-015C	WASHER LOCK SPRING 1/2 PLT		
45.	803-020C	NUT HEX 1/2-13 PLT		
46.	806-005C	U-BOLT 1/2-13 X 2 X 3 GR 5		
47.	113-198H	SUPPORT ARM SADDLE		
48.	113-351D	MARKER TUBE 42 LG		
49.	804-017C	WASHER FLAT 1/2 USS PLT		
50.	802-041C	HHCS 1/2-13X3 1/2 GR5		Rev.2 not interchangeable w/ rev. 1
50.	802-039C	HHCS 1/2-13X3 GR5		1st rev.
51.	113-563S	MARKER DISC & HUB ASSEMBLY	Refer to "Marker Disk Assembly (113-563S)" for breakdown	
52.	804-015C	WASHER LOCK SPRING 1/2 PLT		
53.	803-020C	NUT HEX 1/2-13 PLT		
54.	805-031C	PIN HAIR COTTER .092 WIRE		
55.	805-001C	PIN 3/8 X 3 USABLE LW/PIN	Formerly 805-152C	
56.	113-289S	CYL LOCK CHNL FF MARKERS		
57.	802-115C	HHCS 5/16-18X2 GR5		
58.	803-011C	NUT LOCK 5/16-18 PLT		

***Flat Fold Marker Assembly (continued)***

---

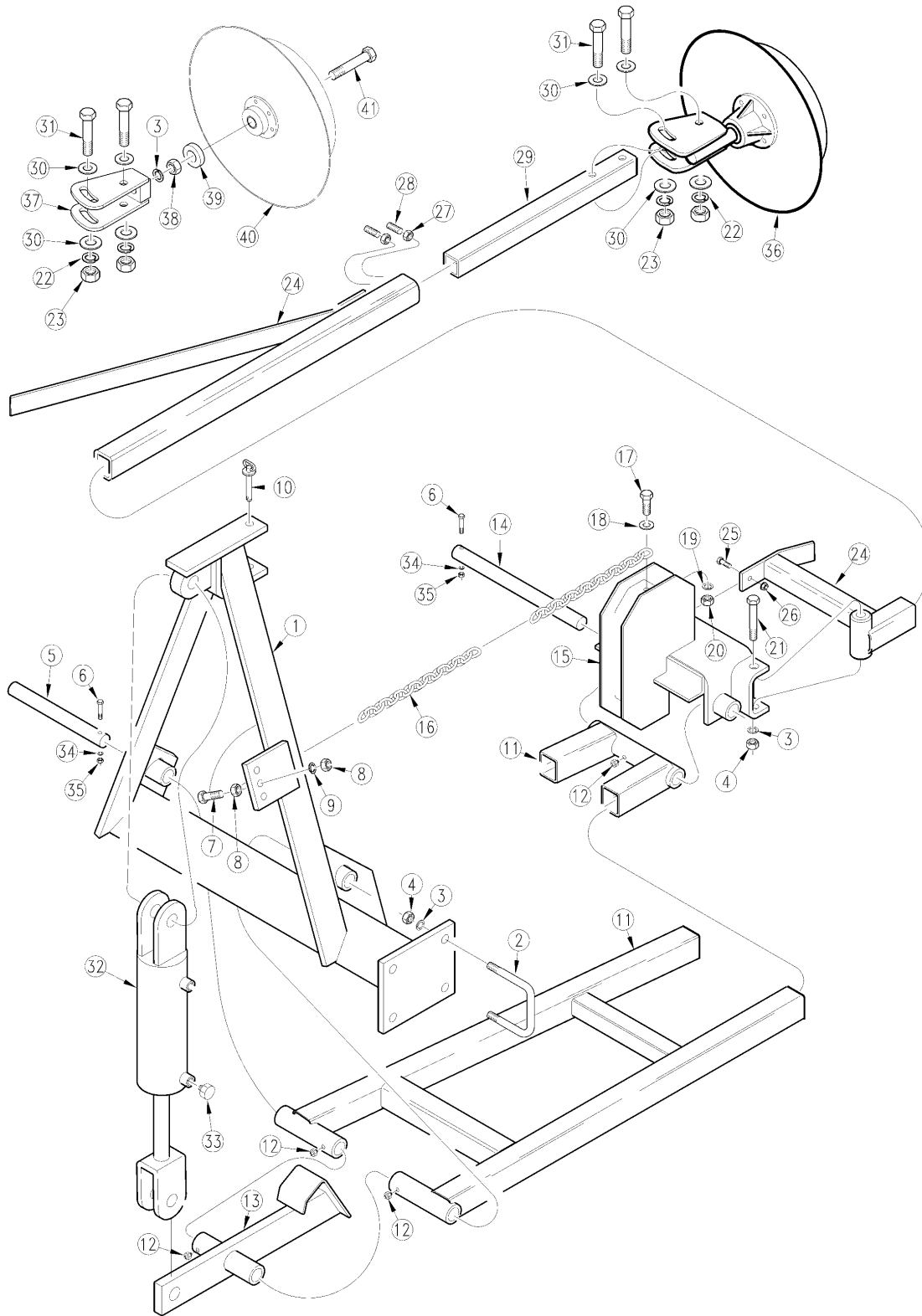
(Applies to 2SF24 (1986+), 2SF30 (1986+) only)

***This Page Intentionally Left Blank***

# Table of Contents    Part Number Index

## Standard Marker

(Applies to 2SF24 (1986+), 2SF30 (1986+) only)



10227



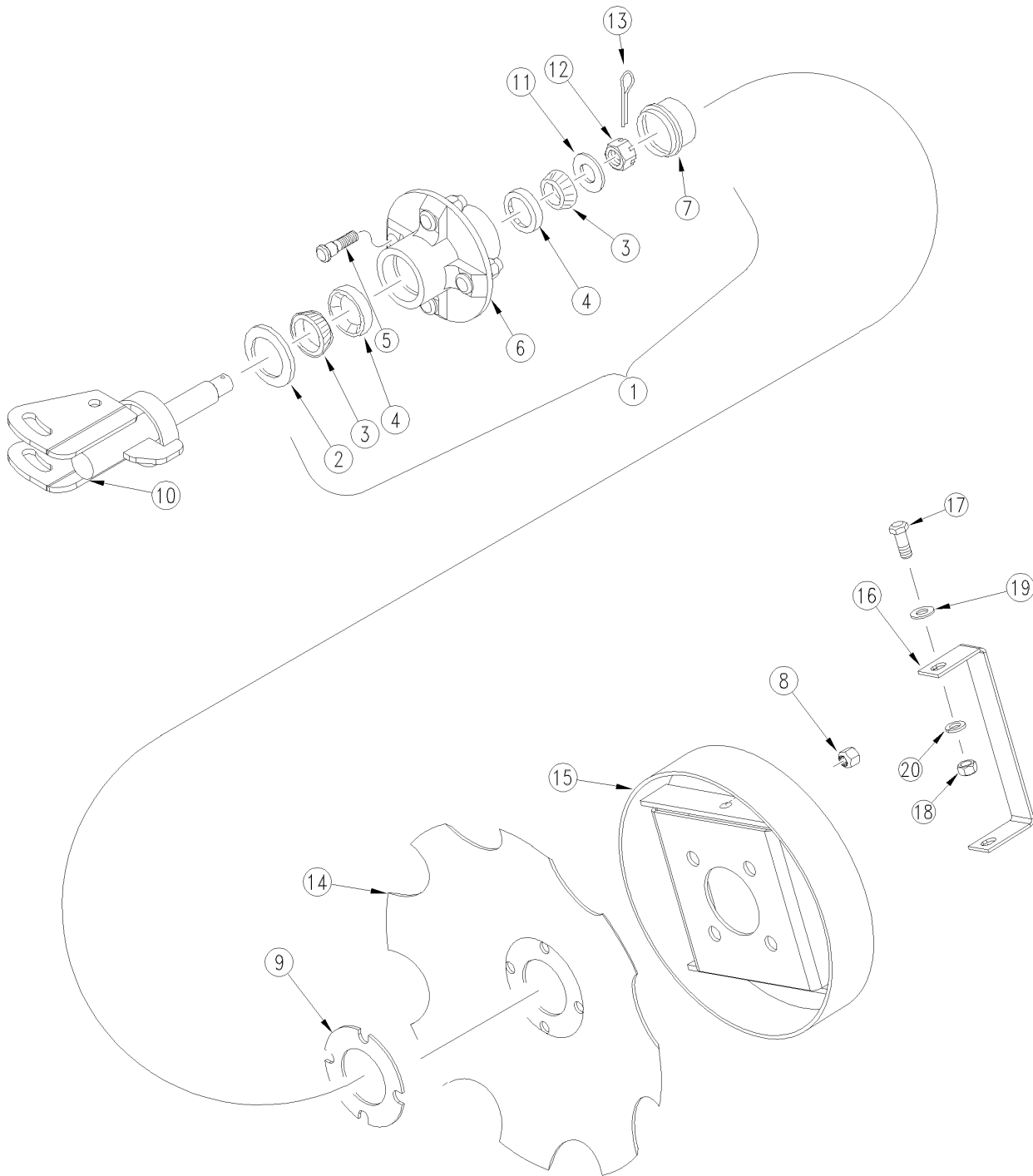
**Standard Marker**

**(Applies to 2SF24 (1986+), 2SF30 (1986+) only)**

<b>Ref</b>	<b>Part No.</b>	<b>Part Description</b>	<b>Comments</b>	<b>Revision</b>
	dwg10227	Image No.		
1.	113-061H	RH FOLDING MARKER MOUNT WELDMT		
1.	113-060H	LH FOLDING MARKER MOUNT WELDMT		
2.	806-006C	U-BOLT 5/8-11 X 3 17/32 X 5		
3.	804-022C	WASHER LOCK SPRING 5/8 PLT		
4.	803-021C	NUT HEX 5/8-11 PLT		
5.	113-110D	MARKER BODY PIVOT		
6.	802-152C	HHCS 1/4-20X2 GR5		
7.	802-113C	HHCS 7/16-14X1 3/4 GR5		
8.	803-015C	NUT HEX 7/16-14 PLT		
9.	804-014C	WASHER LOCK 7/16 PLT		
10.	805-042C	PIN LOCK 1/2 X 3 1/2 USABLE LG		
11.	113-063H	MARKER ARM WELDMENT		
12.	800-001C	GREASE ZERK STRAIGHT 1/4-28		
13.	113-062H	MARKER LEVER ARM WELDMENT		
14.	113-111D	HINGE PIVOT BAR		
15.	113-066H	LH EXT PIVOT BRACKET WELDMENT		
15.	113-067H	RH EXT PIVOT BRACKET WELDMENT		
16.	113-132D	CHAIN COIL 1/4 HIGH TEST 94 IN		
17.	802-079C	HHCS 3/8-16X1 1/4 GR5		
18.	804-011C	WASHER FLAT 3/8 USS PLT		
19.	804-013C	WASHER LOCK SPRING 3/8 PLT		
20.	803-014C	NUT HEX 3/8-16 PLT		
21.	802-062C	HHCS 5/8-11X5 GR5		
22.	804-015C	WASHER LOCK SPRING 1/2 PLT		
23.	803-020C	NUT HEX 1/2-13 PLT		
24.	113-064H	RH MARKER EXTENSION WELDMENT		
24.	113-065H	LH MARKER EXTENSION WELDMENT		
25.	802-247C	HHCS 5/16-18X2 GR2		
26.	803-011C	NUT LOCK 5/16-18 PLT		
27.	803-036C	NUT HEX JAM 1/2-13 PLT		
28.	801-054C	SCREW SET SQ HD 1/2-13X1 GR5		
29.	113-355D	MARKER TUBE 57 LONG		
29.	113-354D	13' MARKER TUBE 46 1/2 LONG		
30.	804-017C	WASHER FLAT 1/2 USS PLT		
31.	802-041C	HHCS 1/2-13X3 1/2 GR5		Rev. 2 not interchangeable w/rev. 1
31.	802-039C	HHCS 1/2-13X3 GR5		1st rev.
32.	810-005C	CYL 2X8X1.12 ROD	Refer to Marker "Cylinder (810-005C)" for breakdown.	
33.	811-019C	PL 3/8MNPT BREATHER		
34.	804-006C	WASHER LOCK SPRING 1/4 PLT		
35.	803-007C	NUT-LOCK 1/4-20 PLT		2nd rev.
35.	803-006C	NUT-HEX 1/4-20 PLT	Replaced by 803-006C.	1st rev.
36.	113-563S	MARKER DISC & HUB ASSEMBLY	Refer to "Marker Disk (113-563S)" for breakdown.	Rev. 2 not interchangeable w/rev. 1
36.	113-364S	RPBY 113-563S	Refer to "Marker Disk (113-364S)" for breakdown.	1st rev.
37.	113-281H	MARKER BLADE ADJUSTER WELDMENT		
38.	803-024C	NUT LOCK 5/8-11 PLT		
39.	107-111D	DD BRG FLANGE DUST COVER		
40.	113-305K	MARKER DISK & DEPTH BAND ASSY	Refer to "Marker Disk (113-305K)" for breakdown.	
41.	802-059C	HHCS 5/8-11X3 GR5		

**Marker Disc Assembly (113-563S)**

(Applies to 2SF24 (1986+), 2SF30 (1986+) only)



15481

## Marker Disc Assembly (113-563S)

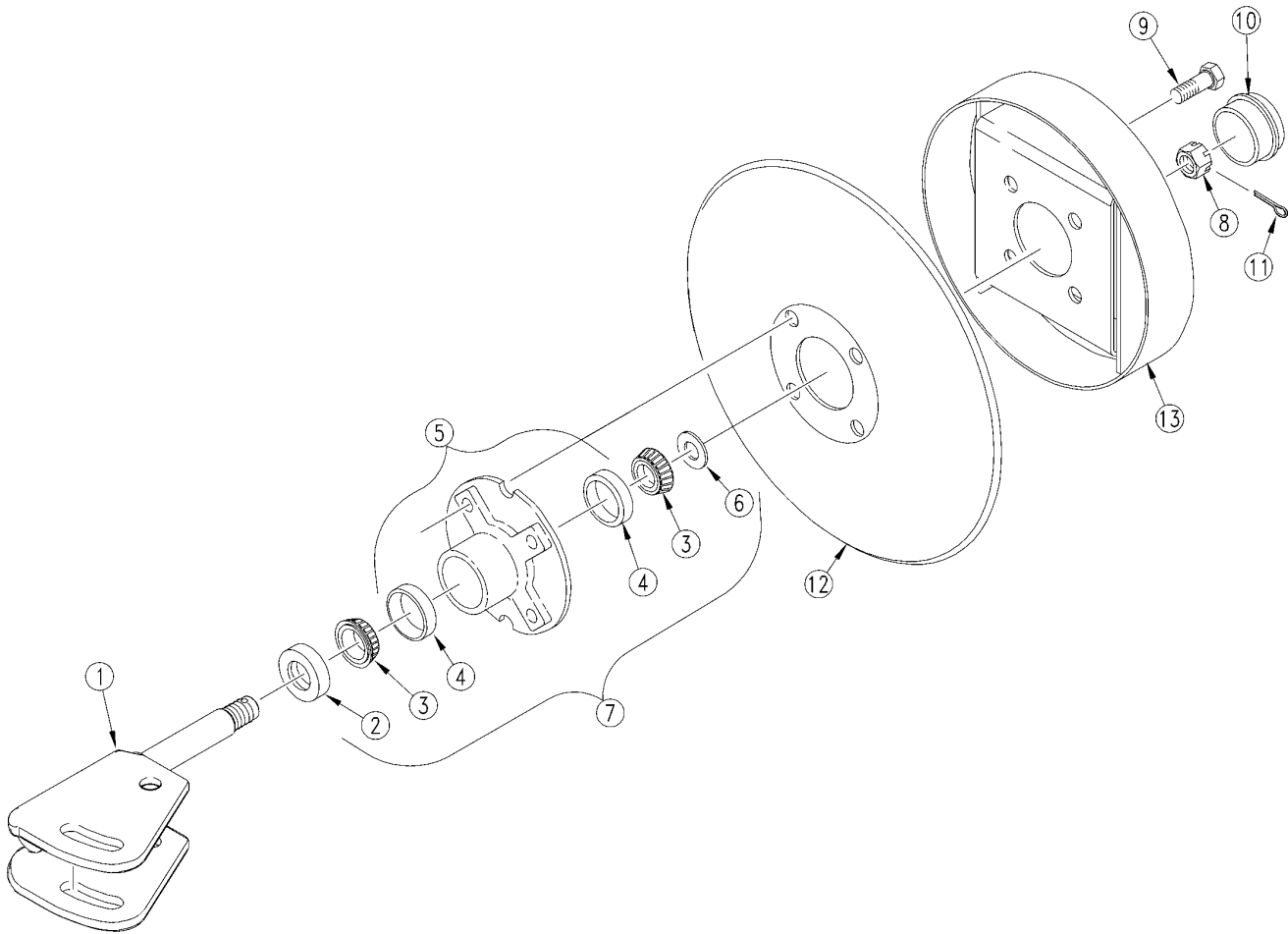
---

(Applies to 2SF24 (1986+), 2SF30 (1986+) only)

Ref	Part No.	Part Description	Comments	Revision
	dwg 15481	Image No.		
1.	815-001C	TINE GW HUB	Includes 2 - 8.	
2.	816-014C	TINE GAUGE WHEEL HUB SEAL		
3.	822-030C	BEARING CONE 1		
4.	822-080C	BEARING CUP L44610		
5.	BO-47	NEILSON STUD 1/2-20UNFX1 13/16		
6.	1-100-02-00	RELIABLE HUB 4 BOLT		
7.	890-614C	GREASE CAP #1505		
8.	803-159C	NUT LUG 1/2-20X60DEG PLT(.75AF		
9.	116-353D	BLADE SPACER		
10.	113-562H	1 SPINDLE MARKER WELDMENT		
11.	804-025C	WASHER FLAT 3/4 SAE PLT		
12.	803-053C	NUT HEX SLOTTED 3/4-16		
13.	805-019C	PIN COTTER 5/32 X 1 PLT		
14.	820-094C	16 4-BOLT NOTCHED MARKER DISK		
15.	113-369H	DEPTH BAND 10 4-BOLT 4B.C.		
16.	116-354D	MARKER DISC SAFETY STRAP		
17.	802-017C	HHCS 3/8-16X1 GR5		
18.	803-014C	NUT HEX 3/8-16 PLT		
19.	804-012C	WASHER FLAT 3/8 SAE PLT		
20.	804-013C	WASHER LOCK SPRING 3/8 PLT		

### Marker Disk (113-364S)

(Applies to 2SF24 (1986+), 2SF30 (1986+) only)



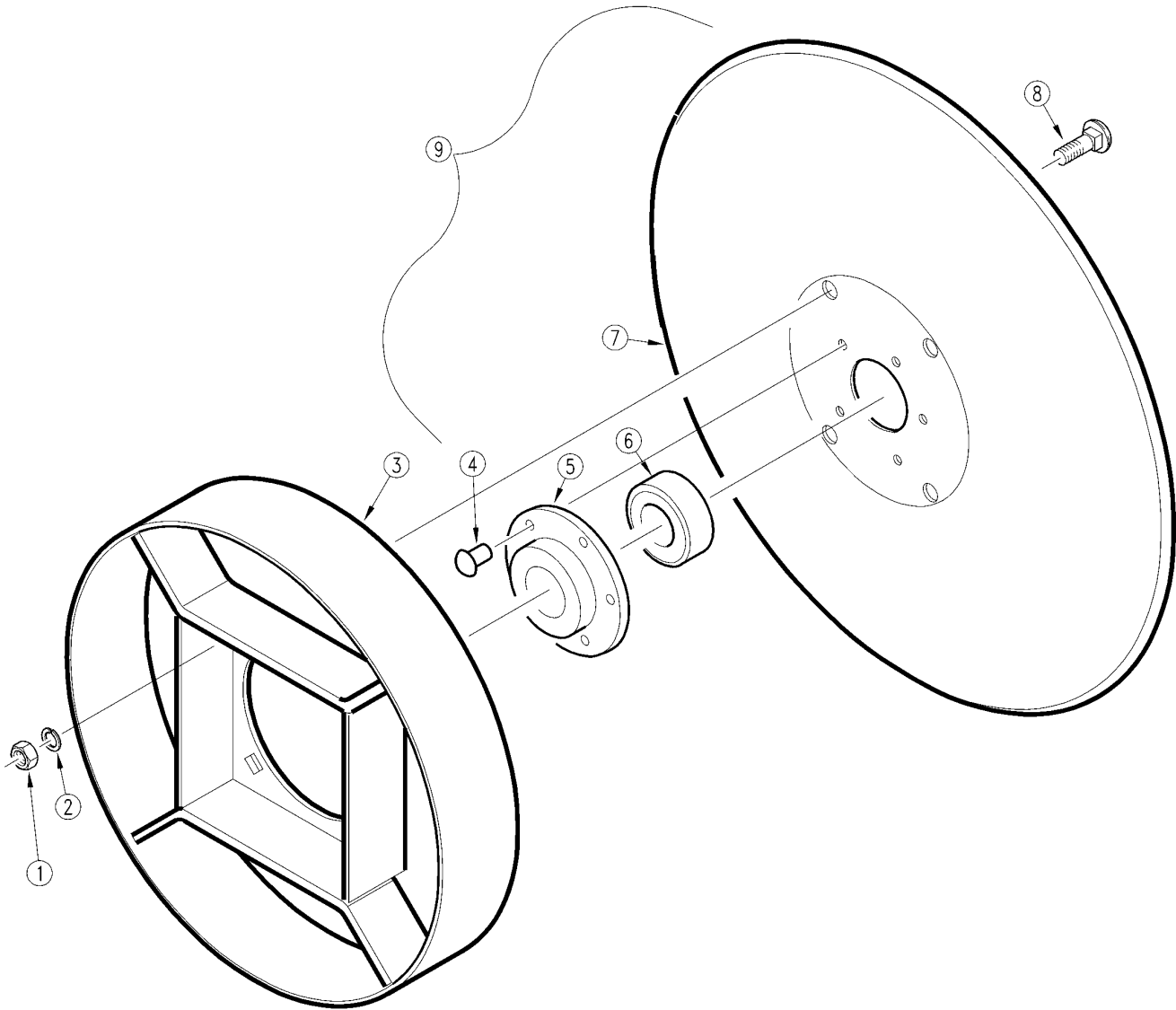
**Marker Disk (113-364S)**

**(Applies to 2SF24 (1986+), 2SF30 (1986+) only)**

<b>Ref</b>	<b>Part No.</b>	<b>Part Description</b>	<b>Comments</b>	<b>Revision</b>
	dwg17980	Image No.		
1.	113-562H	1 SPINDLE MARKER WELDMENT	Included in 113-661S.	2nd rev.
1.	113-363H	MARKER DISK SPINDLE WELDMENT		1st rev.
2.	816-135C	SEAL 1 X 1.785 X .469		
3.	822-045C	BRG CONE .75IDX.65WD #LM11949		
4.	822-050C	BRG CUP 1.78ODX.46WD #LM11910		
5.	113-661S	MARKER HUB REPLACEMENT KIT	Includes items 1 and 815-001C. Refer to "Marker Disk (113-563S)" for breakdown.	2nd rev.
5.	815-039C	RPBY 113-661S	Not available.	1st rev.
6.	804-021C	WASHER FLAT 5/8 SAE PLT		
7.	113-661S	MARKER HUB REPLACEMENT KIT	Includes item 1 and 815-001C. Refer to "Marker Disk (113-563S)" for breakdown.	2nd rev.
7.	815-038C	RPBY 113-661S	Not available.	1st rev.
8.	803-185C	NUT HEX SLOTTED 5/8-18 PLT		
9.	802-240C	HHCS 1/2-20X1 GR5		
10.	890-213C	GREASE CAP 1.785 X .89		
11.	805-019C	PIN COTTER 5/32 X 1 PLT		
12.	820-098C	14 4-BOLT MARKER DISK		
13.	113-369H	DEPTH BAND 10 4-BOLT 4B.C.		

**Marker Disk (113-305K)**

(Applies to 2SF24 (1986+), 2SF30 (1986+) only)



16599

## **Marker Disk (113-305K)**

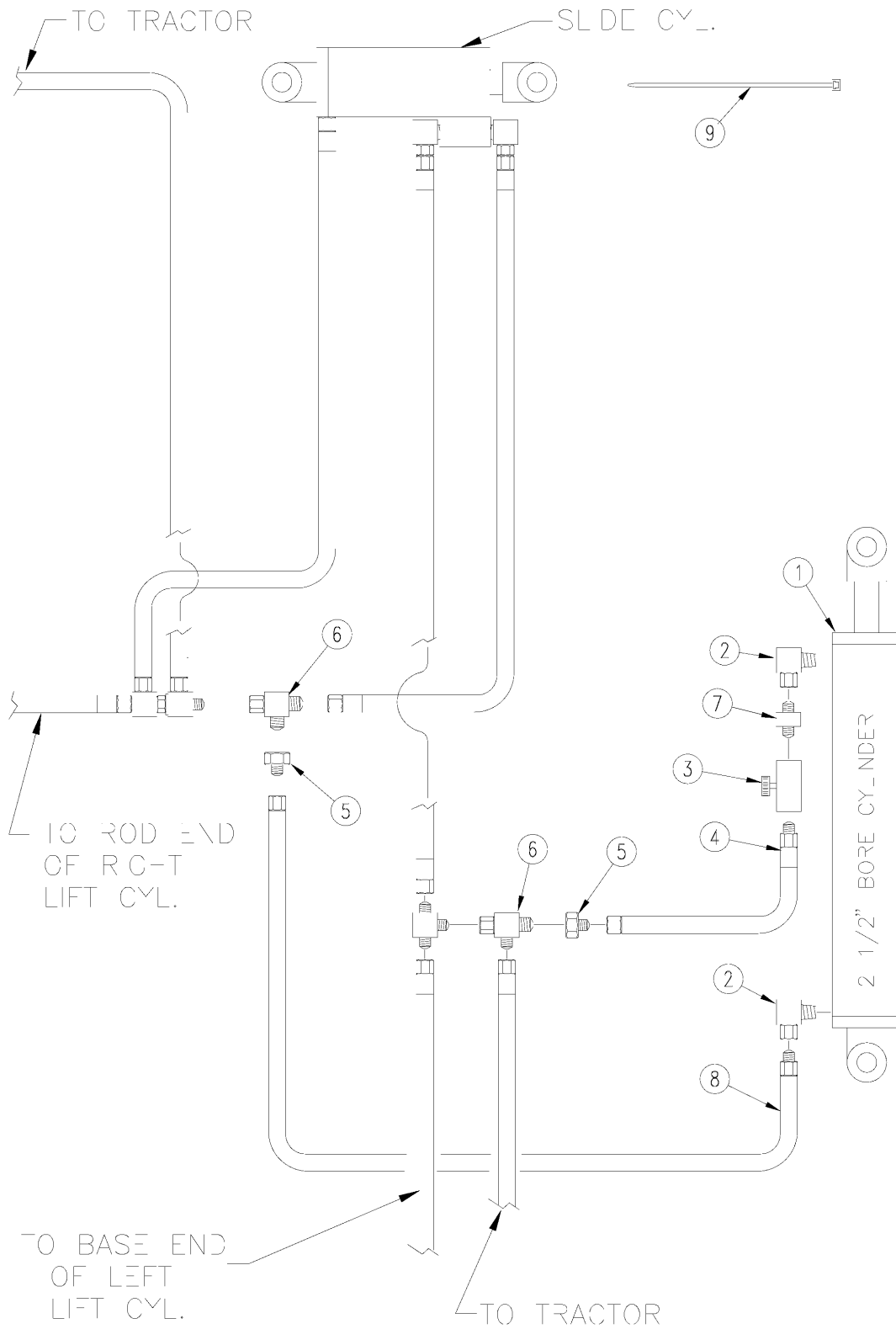
---

**(Applies to 2SF24 (1986+), 2SF30 (1986+) only)**

<b>Ref</b>	<b>Part No.</b>	<b>Part Description</b>	<b>Comments</b>	<b>Revision</b>
	dwg16599	Image No.		
1.	803-008C	NUT HEX 5/16-18 PLT		
2.	804-009C	WASHER LOCK SPRING 5/16 PLT		
3.	113-304H	MARKER DISK DEPTH BAND WLDMNT.		
4.	800-212C	RIVET,BUTTON HEAD .203 X 9/16		
5.	107-112D	BEARING FLANGE-3/16 DIA HOLES		
6.	188-001V	BEARING AA205DD		
7.	820-083C	MARKER DISK		
8.	802-092C	RHSNB 5/16-18X3/4 GR5		
9.	113-303S	MARKER DISK & BEARING ASSEMBLY	Includes items 4 through 7.	

# Single Marker Hydraulics

(Applies to 2SF24 (1986+), 2SF30 (1986+) only)



10057



## Single Marker Hydraulics

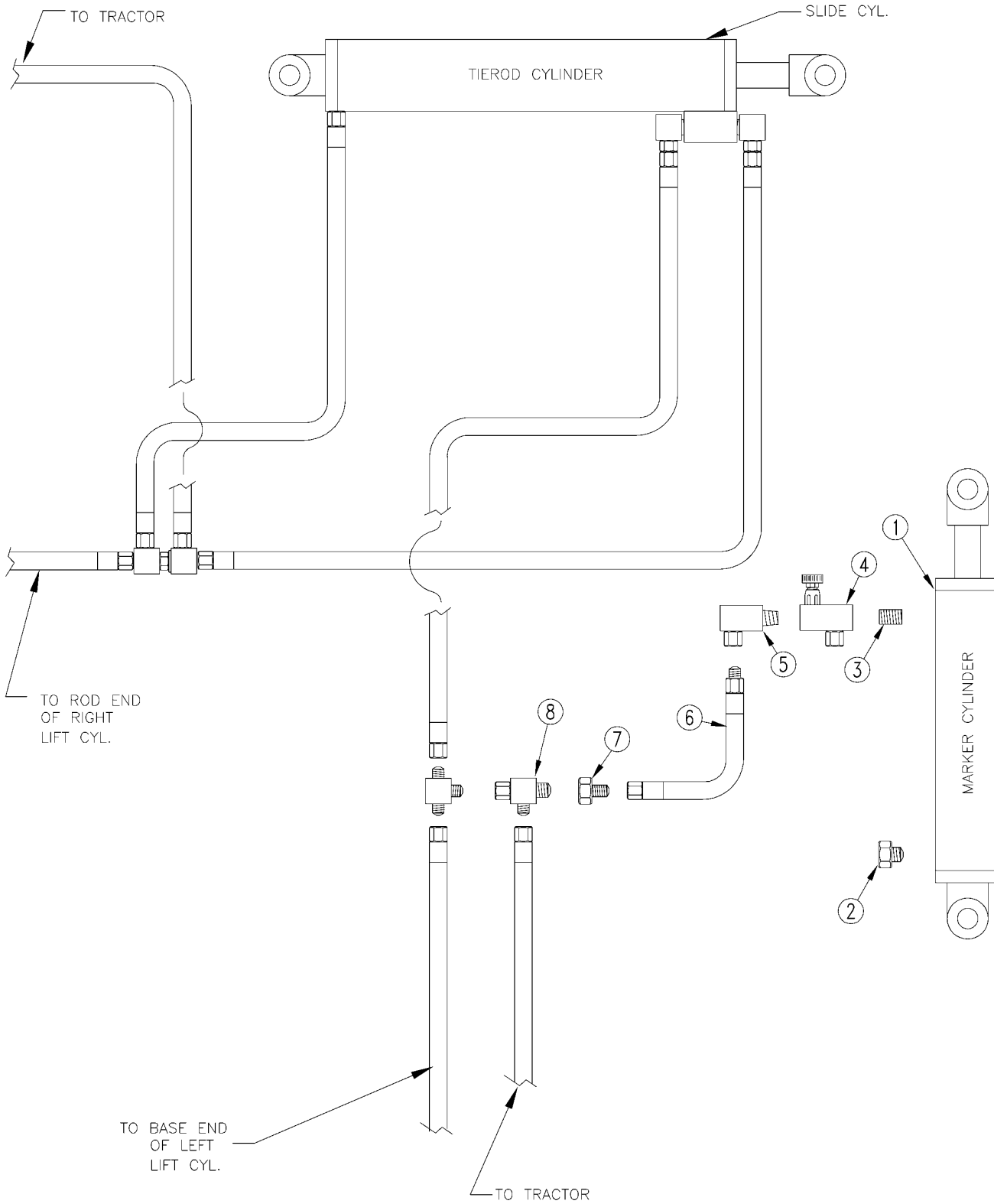
---

(Applies to 2SF24 (1986+), 2SF30 (1986+) only)

Ref	Part No.	Part Description	Comments	Revision
	dwg10057	Image No.		
1.	810-118C	CYL 2.5X20X1.12 ROD (TIE)1 PIN	1990+. Refer to "Marker Midway Hydraulic Cylinder (810-118C)" & "Marker Cross Hydraulic Cylinder (810-118C)" for breakdown.	2nd rev.
1.	810-019C	CYL 3X20X1.25 ROD (TIE ROD)	1989-. Refer to "Marker Midway Hydraulic Cylinder (810-019C)" for breakdown.	1st rev.
2.	811-213C	EL 3/8MNPT 1/2MNPT		
3.	810-058C	VALVE 3/8 NEEDLE		
4.	811-293C	HH1/4R1 272 3/8MNPT 9/16FJIC		
4.	811-295C	HH1/4R1 236 3/8MNPT 9/16FJIC		
5.	811-146C	AD 3/4FJIC 9/16MJIC		
6.	811-073C	TE 3/4MJIC 3/4MJIC 3/4FJIC		
7.	811-214C	EL 1/2MNPT 3/8FNPT		
8.	811-035C	HH1/4R1 252 9/16FJIC 3/8MNPT		
8.	811-036C	HH1/4R1 216 9/16FJIC 3/8MNPT		
9.	800-082C	CABLE TIE .31X21.5 6DIA 120LB		

# Single Marker-Single Acting Hydraulics

(Applies to 2SF24 (1986+), 2SF30 (1986+) only)



11367

## **Single Marker-Single Acting Hydraulics**

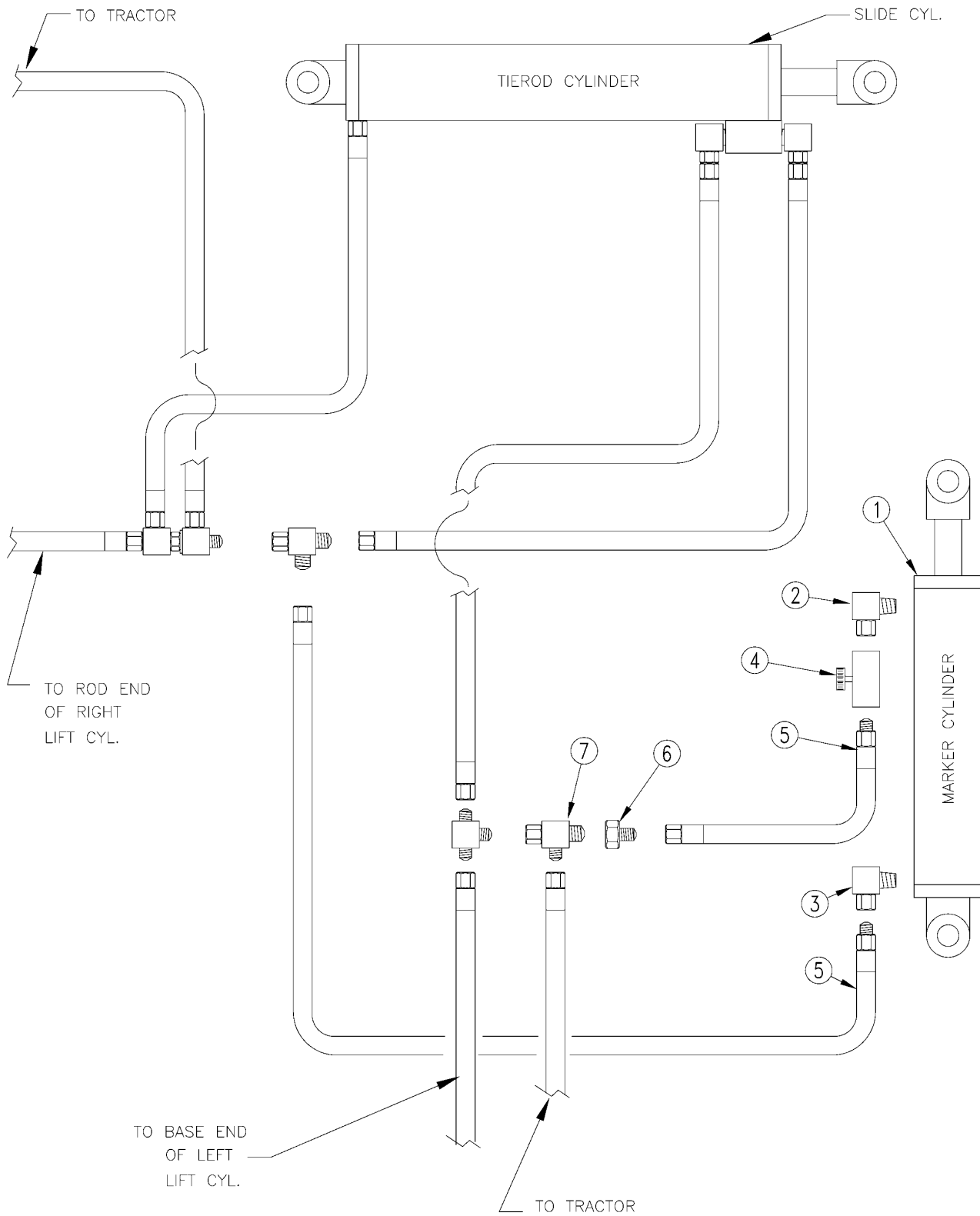
---

(Applies to 2SF24 (1986+), 2SF30 (1986+) only)

<b>Ref</b>	<b>Part No.</b>	<b>Part Description</b>	<b>Comments</b>	<b>Revision</b>
	dwg11367	Image No.		
1.	810-005C	CYL 2X8X1.12 ROD	Refer to "Marker Cylinder (810-005C)" for breakdown.	
2.	811-019C	PL 3/8MNPT BREATHER		
3.	811-044C	AD 3/8MNPT		
4.	810-024C	ONE-WAY RESTRICTOR VALVE		
5.	811-050C	EL 3/8MNPT 3/8FNPTS		
6.	811-036C	HH1/4R1 216 9/16FJIC 3/8MNPT		
6.	811-035C	HH1/4R1 252 9/16FJIC 3/8MNPT		
7.	811-146C	AD 3/4FJIC 9/16MJIC		
8.	811-073C	TE 3/4MJIC 3/4MJIC 3/4FJIC		

# Single Marker-Double Acting Hydraulics

(Applies to 2SF24 (1986+), 2SF30 (1986+) only)



11368

## **Single Marker-Double Acting Hydraulics**

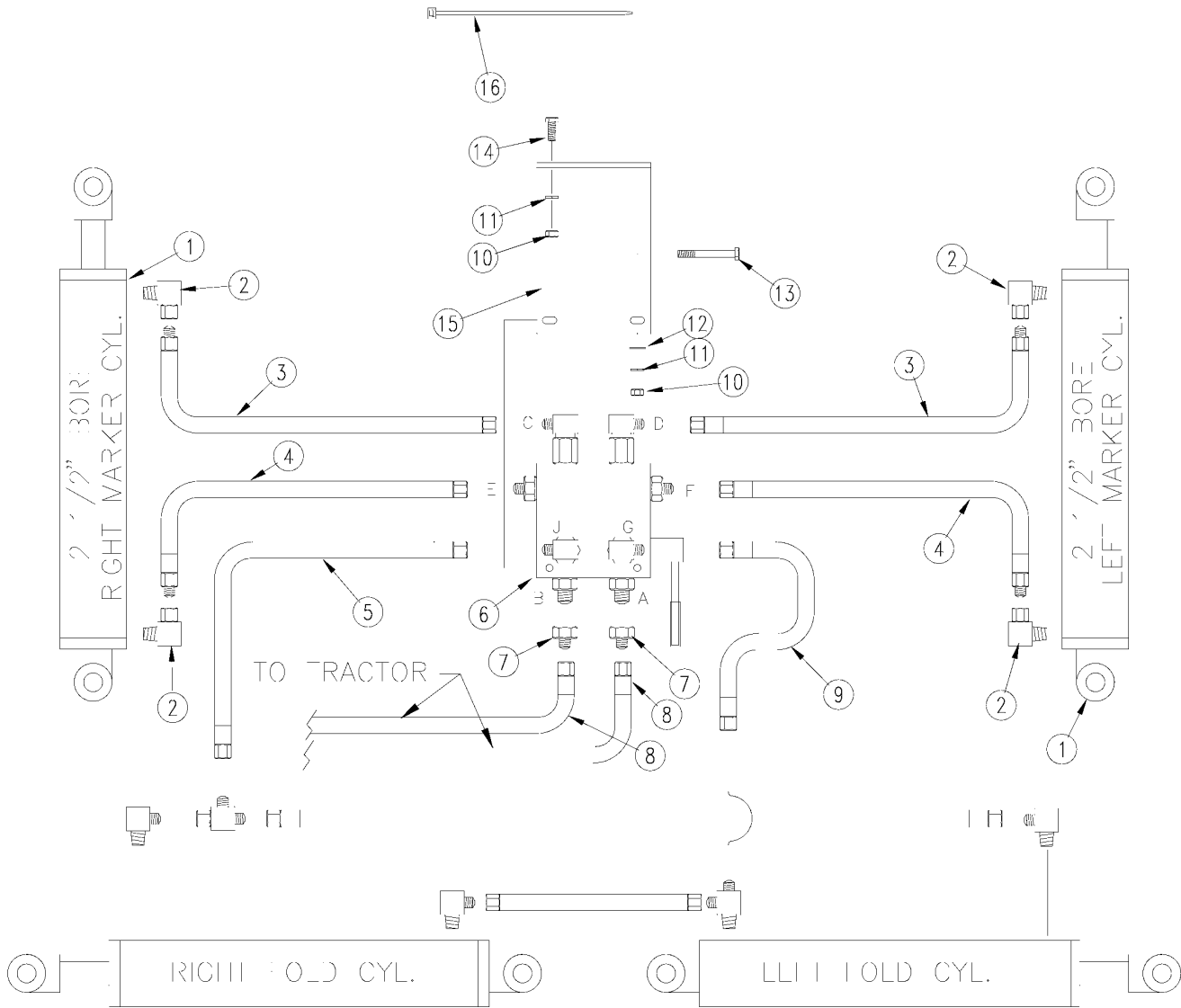
---

(Applies to 2SF24 (1986+), 2SF30 (1986+) only)

<b>Ref</b>	<b>Part No.</b>	<b>Part Description</b>	<b>Comments</b>	<b>Revision</b>
	dwg11368	Image No.		
1.	810-005C	CYL 2X8X1.12 ROD	Refer to "Marker Cylinder (810-005C)" for breakdown.	
2.	811-026C	EL 3/8MNPT 3/8FNPT		
3.	811-156C	EL 3/8MNPT		
4.	810-058C	VALVE 3/8 NEEDLE		
5.	811-035C	HH1/4R1 252 9/16FJIC 3/8MNPT		
5.	811-036C	HH1/4R1 216 9/16FJIC 3/8MNPT		
6.	811-146C	AD 3/4FJIC 9/16MJIC		
7.	811-073C	TE 3/4MJIC 3/4MJIC 3/4FJIC		

### Dual Marker Hydraulics

(Applies to 2SF24 (1986+), 2SF30 (1986+) only)



10056

***Dual Marker Hydraulics***

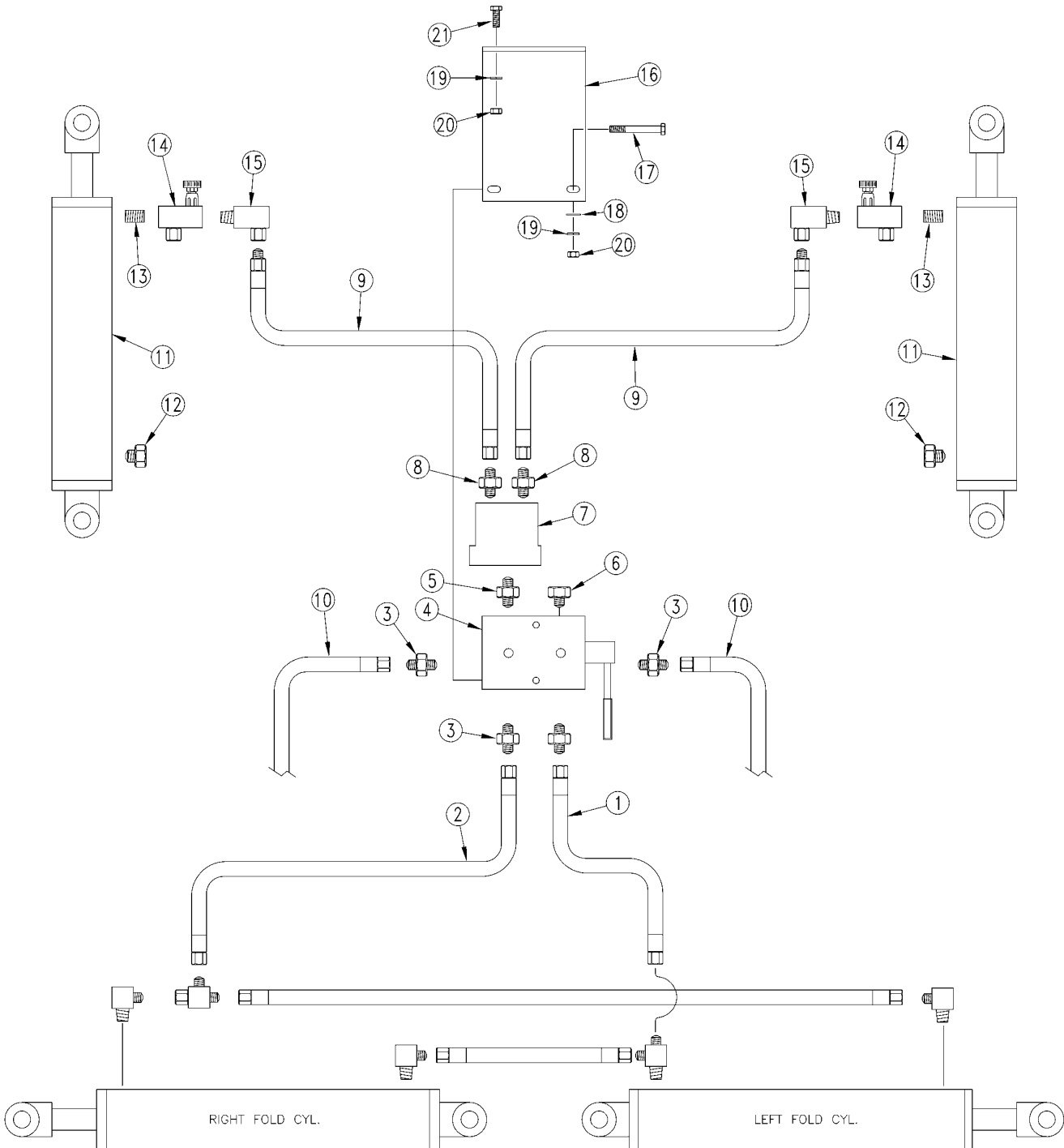
**(Applies to 2SF24 (1986+), 2SF30 (1986+) only)**

<b>Ref</b>	<b>Part No.</b>	<b>Part Description</b>	<b>Comments</b>	<b>Revision</b>
	dwg10056	Image No.		
1.	810-118C	CYL 2.5X20X1.12 ROD (TIE)1 PIN	1990+. Refer to "Marker Midway Hydraulic Cylinder (810-118C)" & "Marker Cross Hydraulic Cylinder (810-118C)" for breakdown.	2nd rev.
1.	810-019C	CYL 3X20X1.25 ROD (TIE ROD)	1989-. Refer to "Marker Midway Hydraulic Cylinder (810-019C)" for breakdown.	1st rev.
2.	811-281C	EL 3/8FNPT 9/16MORB		
3.	811-293C	HH1/4R1 272 3/8MNPT 9/16FJIC		
3.	811-295C	HH1/4R1 236 3/8MNPT 9/16FJIC		
4.	811-035C	HH1/4R1 252 9/16FJIC 3/8MNPT		
4.	811-036C	HH1/4R1 216 9/16FJIC 3/8MNPT		
5.	811-056C	HH1/4R2 045 9/16FJIC		
6.	810-085C	VALVE SELECTOR/SEQUENCE	Refer to "Marker Selector Sequence Valve (810-085C)" for breakdown.	
7.	811-146C	AD 3/4FJIC 9/16MJIC		
8.	811-058C	HH1/4R2 303 9/16FJIC 1/2MNPT		
9.	811-057C	HH1/4R2 020 9/16FJIC		
10.	803-014C	NUT HEX 3/8-16 PLT		
11.	804-013C	WASHER LOCK SPRING 3/8 PLT		
12.	804-011C	WASHER FLAT 3/8 USS PLT		
13.	802-024C	HHCS 3/8-16X3 GR5		
14.	802-017C	HHCS 3/8-16X1 GR5		
15.	113-154D	DOUBLE SELECTOR VALVE MOUNT		
16.	800-082C	CABLE TIE .31X21.5 6DIA 120LB		

[Table of Contents](#)   [Part Number Index](#)

**Dual Marker-Single Acting Hydraulics**

(Applies to 2SF24 (1986+), 2SF30 (1986+) only)



16970



## Dual Marker-Single Acting Hydraulics

---

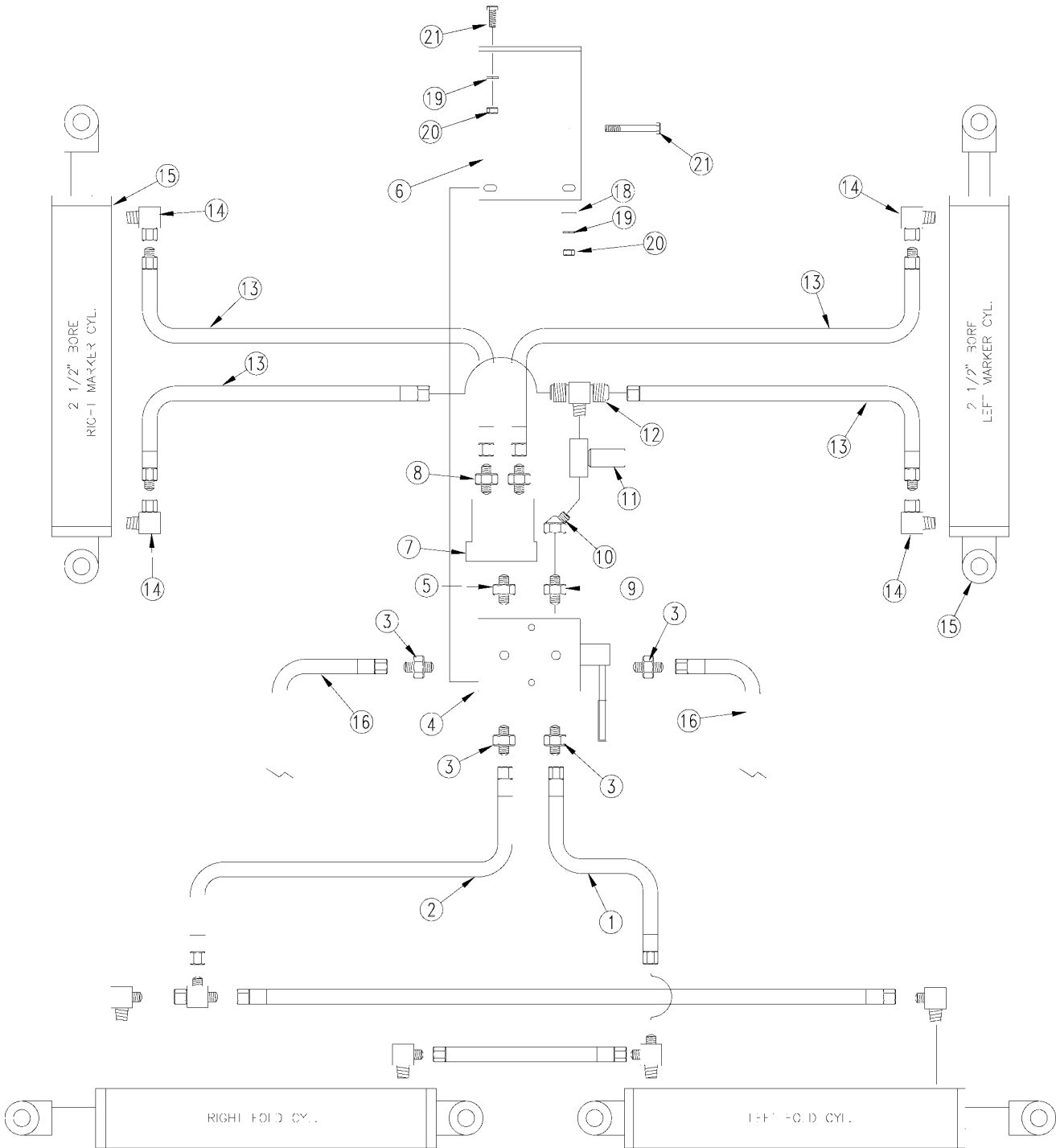
(Applies to 2SF24 (1986+), 2SF30 (1986+) only)

Ref	Part No.	Part Description	Comments	Revision
	dwg16970	Image No.		
1.	811-057C	HH1/4R2 020 9/16FJIC		
2.	811-056C	HH1/4R2 045 9/16FJIC		
3.	811-066C	AD 9/16MJIC 1/2MNPT		
4.	810-023C	DOUBLE SELECTOR VALVE	Refer to "Marker Double Selector Valve (810-023C)" for breakdown.	
5.	811-016C	AD 3/4MORB 1/2MNPT		
6.	811-045C	PL 1/2MNPT SQ HD		
7.	810-006C	VALVE SEQUENCE	Refer to "Marker Sequence Valve (810-006C)" for breakdown.	
8.	811-133C	AD 9/16MJIC 3/4MORB		
9.	811-035C	HH1/4R1 252 9/16FJIC 3/8MNPT		
9.	811-036C	HH1/4R1 216 9/16FJIC 3/8MNPT		
10.	811-058C	HH1/4R2 303 9/16FJIC 1/2MNPT		
11.	810-005C	CYL 2X8X1.12 ROD	Refer to "Marker Cylinder (810-005C)" for breakdown.	
12.	811-019C	PL 3/8MNPT BREATHER		
13.	811-044C	AD 3/8MNPT		
14.	810-024C	ONE-WAY RESTRICTOR VALVE		
15.	811-050C	EL 3/8MNPT 3/8FNPTS		
16.	113-154D	DOUBLE SELECTOR VALVE MOUNT		
17.	802-147C	HHCS 3/8-16X3 1/2 GR5		
18.	804-011C	WASHER FLAT 3/8 USS PLT		
19.	804-013C	WASHER LOCK SPRING 3/8 PLT		
20.	803-014C	NUT HEX 3/8-16 PLT		
21.	802-017C	HHCS 3/8-16X1 GR5		

# [Table of Contents](#)   [Part Number Index](#)

## **Dual Marker-Double Acting Hydraulics**

(Applies to 2SF24 (1986+), 2SF30 (1986+) only)



11369

## **Dual Marker-Double Acting Hydraulics**

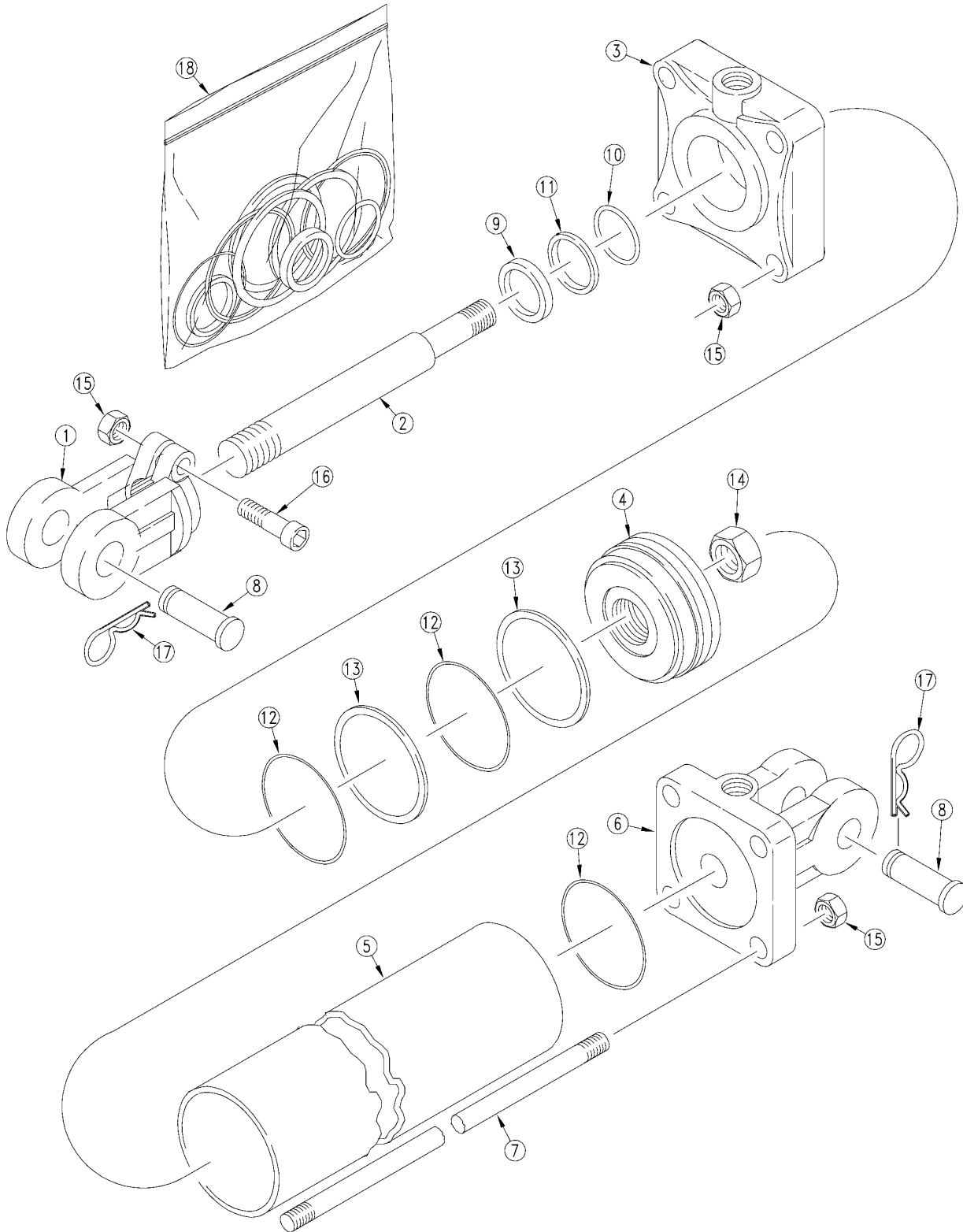
**(Applies to 2SF24 (1986+), 2SF30 (1986+) only)**

<b>Ref</b>	<b>Part No.</b>	<b>Part Description</b>	<b>Comments</b>	<b>Revision</b>
	dwg11369	Image No.		
1.	811-057C	HH1/4R2 020 9/16FJIC		
2.	811-056C	HH1/4R2 045 9/16FJIC		
3.	811-066C	AD 9/16MJIC 1/2MNPT		
4.	810-023C	DOUBLE SELECTOR VALVE	Refer to "Marker Double Selector Valve (810-023C)" for breakdown	
5.	811-016C	AD 3/4MORB 1/2MNPT		
6.	113-154D	DOUBLE SELECTOR VALVE MOUNT		
7.	810-006C	VALVE SEQUENCE	Refer to "Marker Sequence Valve (810-006C)" for breakdown.	
8.	811-133C	AD 9/16MJIC 3/4MORB		
9.	811-155C	AD 3/8MNPT 1/2MNPT		
10.	811-157C	EL 45 3/8MNPT 3/8FNPT		
11.	810-058C	VALVE 3/8 NEEDLE		
12.	811-154C	TE 3/8MNPT 9/16MJIC 9/16MJIC		
13.	811-035C	HH1/4R1 252 9/16FJIC 3/8MNPT		
13.	811-036C	HH1/4R1 216 9/16FJIC 3/8MNPT		
14.	811-026C	EL 3/8MNPT 3/8FNPT		
15.	810-005C	CYL 2X8X1.12 ROD	Refer to "Marker Cylinder (810-005C)" for breakdown.	
16.	811-058C	HH1/4R2 303 9/16FJIC 1/2MNPT		
17.	802-147C	HHCS 3/8-16X3 1/2 GR5		
18.	804-011C	WASHER FLAT 3/8 USS PLT		
19.	804-013C	WASHER LOCK SPRING 3/8 PLT		
20.	803-014C	NUT HEX 3/8-16 PLT		
21.	802-017C	HHCS 3/8-16X1 GR5		

[Table of Contents](#)   [Part Number Index](#)

**Marker Midway Hydraulic Cylinder (810-118C)**

(Applies to 2SF24 (1986+), 2SF30 (1986+) only)



16659

## **Marker Midway Hydraulic Cylinder (810-118C)**

---

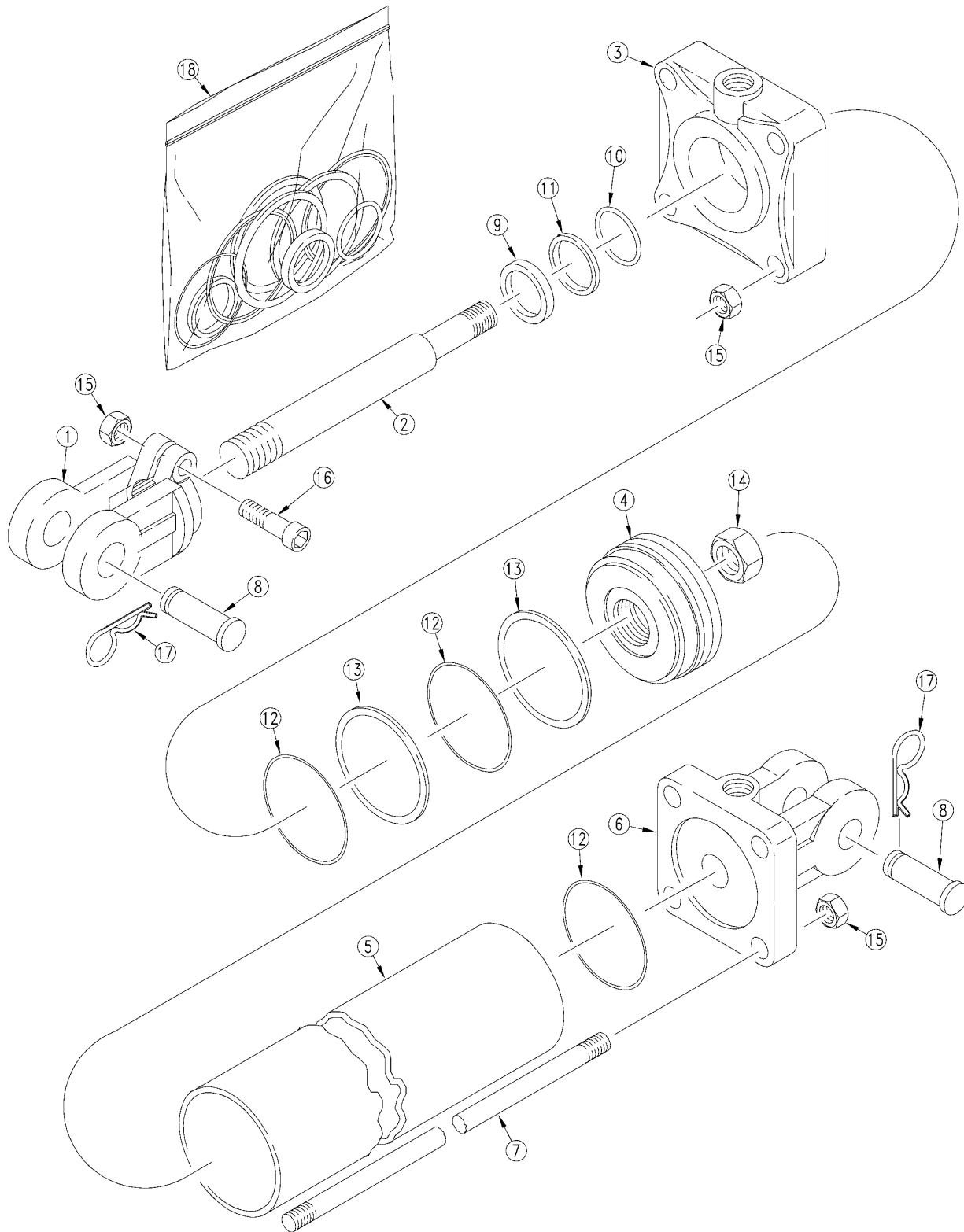
**(Applies to 2SF24 (1986+), 2SF30 (1986+) only)**

<b>Ref</b>	<b>Part No.</b>	<b>Part Description</b>	<b>Comments</b>	<b>Revision</b>
	dwg16659	Image No.		
1.	1M6006	MW ROD CLEVIS		
2.	2M3326	MW ROD		
3.	3R0310	MW HEAD		
4.	4M3102	RPBY 4M3108		
5.	5M3128	MW TUBE 2-1/2 X 20 CYLINDER		
6.	6R0158	BASE MIDWAY		
7.	7M3328	MIDWAY TIE ROD		
8.	2A0208	RPBY 805-124C		
9.		WIPER	Available only in item 18.	
10.		O-RING	Available only in item 18.	
11.		BACK UP ROD	Available only in item 18.	
12.		O-RING	Available only in item 18.	
13.		BACK UP	Available only in item 18.	
14.	2A0022	RPBY 803-114C		
15.	2A0012	RPBY 803-234C		
16.	2A0006	RPBY 802-023C		
17.	2A0132	MW PIN CLIP		
18.	810-210C	SEAL KIT MW 2.5 CYL 3A3102		

[Table of Contents](#)   [Part Number Index](#)

**Marker Cross Hydraulic Cylinder (810-118C)**

(Applies to 2SF24 (1986+), 2SF30 (1986+) only)



16659

## **Marker Cross Hydraulic Cylinder (810-118C)**

---

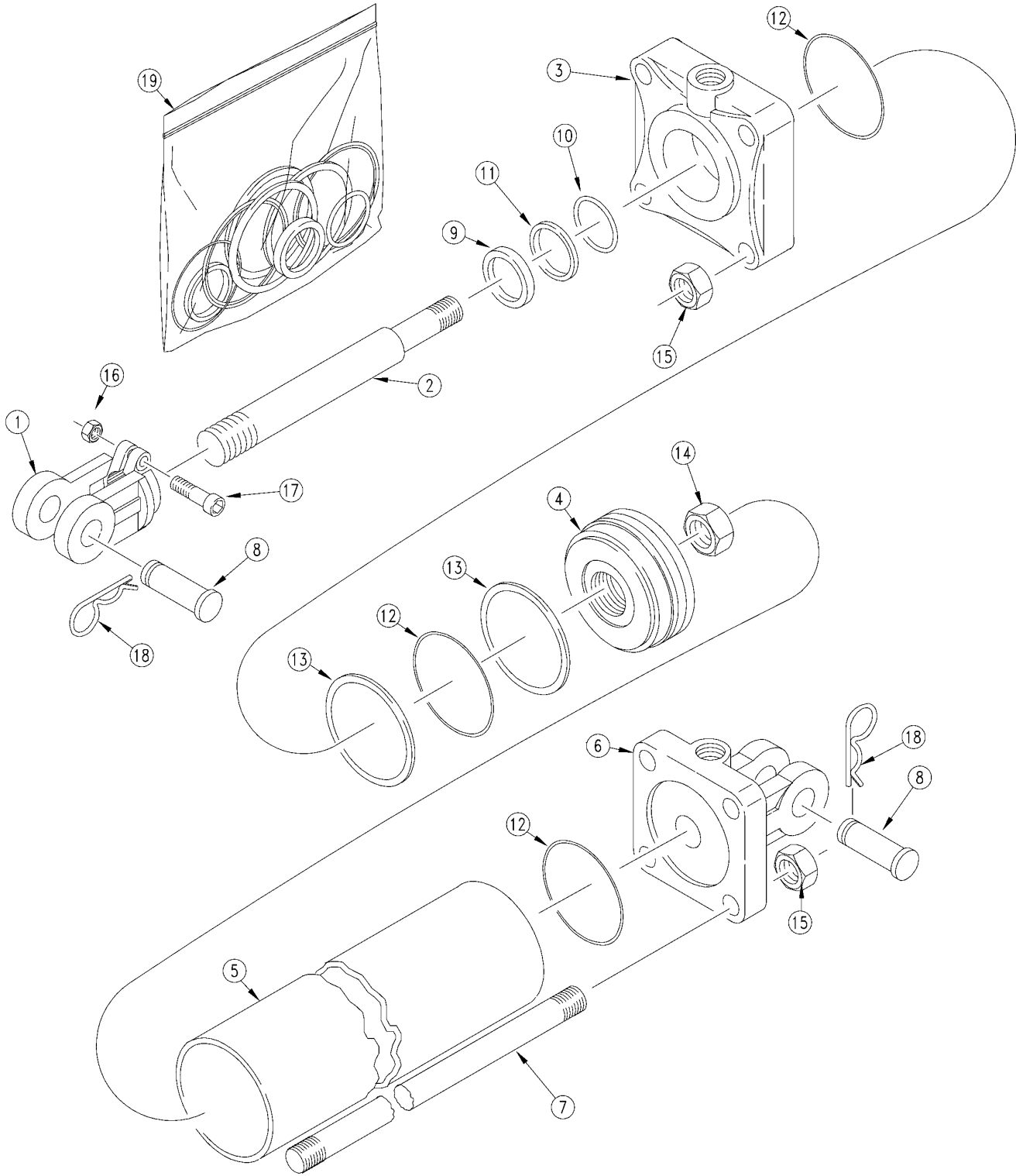
**(Applies to 2SF24 (1986+), 2SF30 (1986+) only)**

<b>Ref</b>	<b>Part No.</b>	<b>Part Description</b>	<b>Comments</b>	<b>Revision</b>
	dwg16659	Image No.		
1.	1D1003-4	CROSS ROD CLEVIS		
2.	1D0204-2475	CROSS ROD		
3.	1D1155-13	CROSS HEAD		
4.	1D1401-250	CROSS PISTON		
5.	1D0005-2250	CROSS TUBE		
6.	4C2024	CROSS BASE		
7.	2A0578-2475	CROSS TIE ROD		
8.	1D1582-16275	CROSS PIN, CLEVIS (BASE END)		
9.		WIPER	Available only in item 18.	
10.		O-RING	Available only in item 18.	
11.		BACK UP ROD	Available only in item 18.	
12.		O-RING	Available only in item 18.	
13.		BACK UP	Available only in item 18.	
14.	2A0246-12	CROSS NUT, PISTON		
15.	2A0235-6	CROSS NUT, CLEVIS & TIE ROD		
16.	2A0079-616	CROSS SCREW, CAP		
17.	2A0308-1	RPBY 805-032C		
18.	810-119C	RPBY 810-210C		

[Table of Contents](#)   [Part Number Index](#)

**Marker Midway Hydraulic Cylinder (810-019C)**

(Applies to 2SF24 (1986+), 2SF30 (1986+) only)



10035



## **Marker Midway Hydraulic Cylinder (810-019C)**

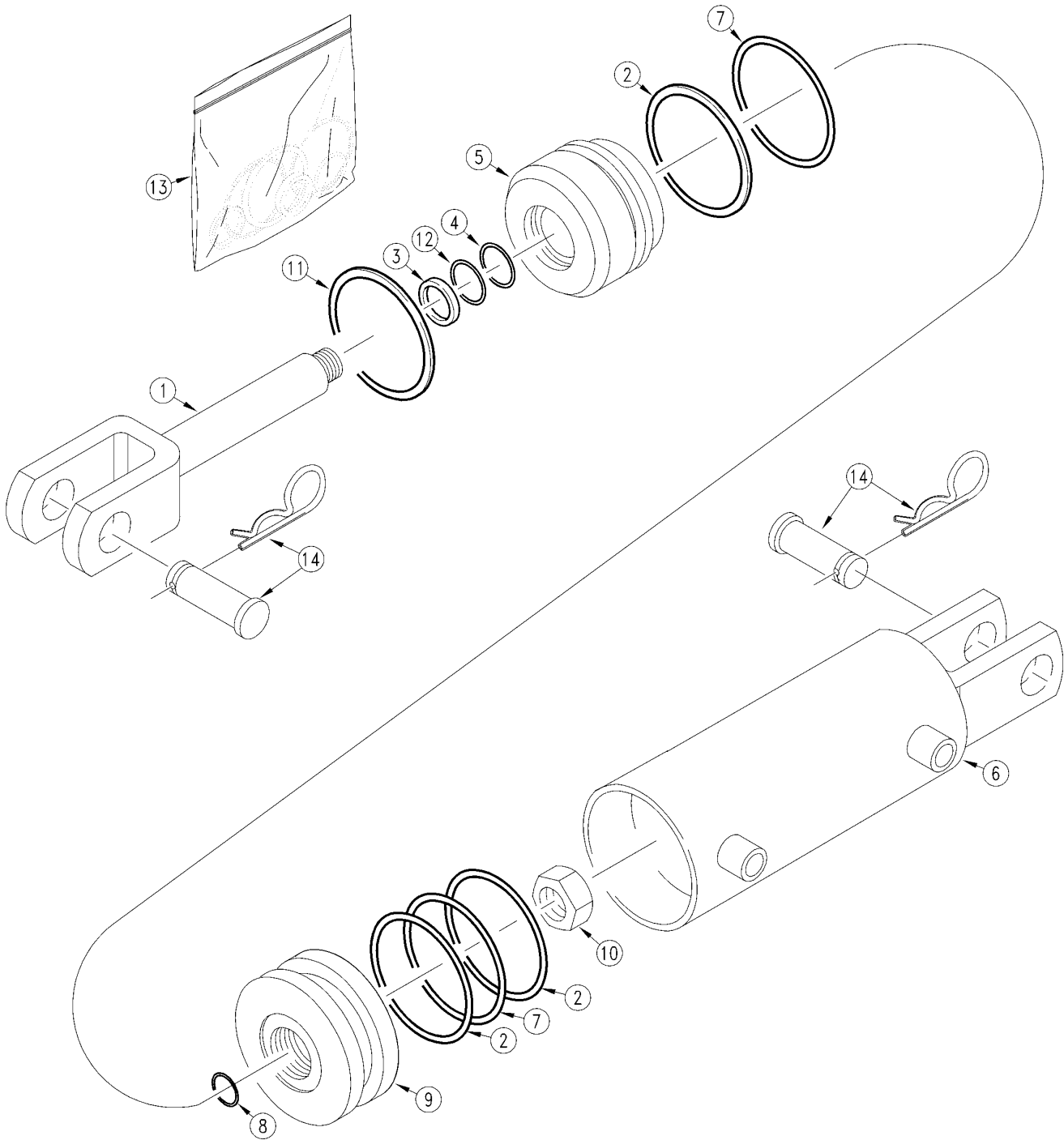
---

**(Applies to 2SF24 (1986+), 2SF30 (1986+) only)**

<b>Ref</b>	<b>Part No.</b>	<b>Part Description</b>	<b>Comments</b>	<b>Revision</b>
	dwg10035	Image No.		
1.	1M7016	CLEVIS ROD MIDWAY		
2.	2M4428	MW ROD 1-1/4 DIA X 20 STROKE		
3.	3R1408	MW HEAD		
4.	4M4104	RPBY 4M4108		
5.	5M4128	MW TUBE 3 X 20 CYLINDER		
6.	6R1140	BASE MIDWAY		
7.	7M4328	MW TIE ROD		
8.	2A0208	RPBY 805-124C		
9.		MW WIPER	Available only in item 19.	
10.		MW O-RING	Available only in item 19.	
11.		MW BACK-UP	Available only in item 19.	
12.		MW O-RING	Available only in item 19.	
13.		MW BACK UP	Available only in item 19.	
14.	2A0024	MW PISTON NUT 1-14		
15.	2A0014	MW TIE ROD NUT		
16.	2A0012	RPBY 803-234C		
17.	2A0006	RPBY 802-023C		
18.	2A0132	MW PIN CLIP		
19.	810-015C	CYL SEAL KIT MW (5A4104) 3 X 7		

### Marker Cylinder (810-005C)

(Applies to 2SF24 (1986+), 2SF30 (1986+) only)



14078

## **Marker Cylinder (810-005C)**

---

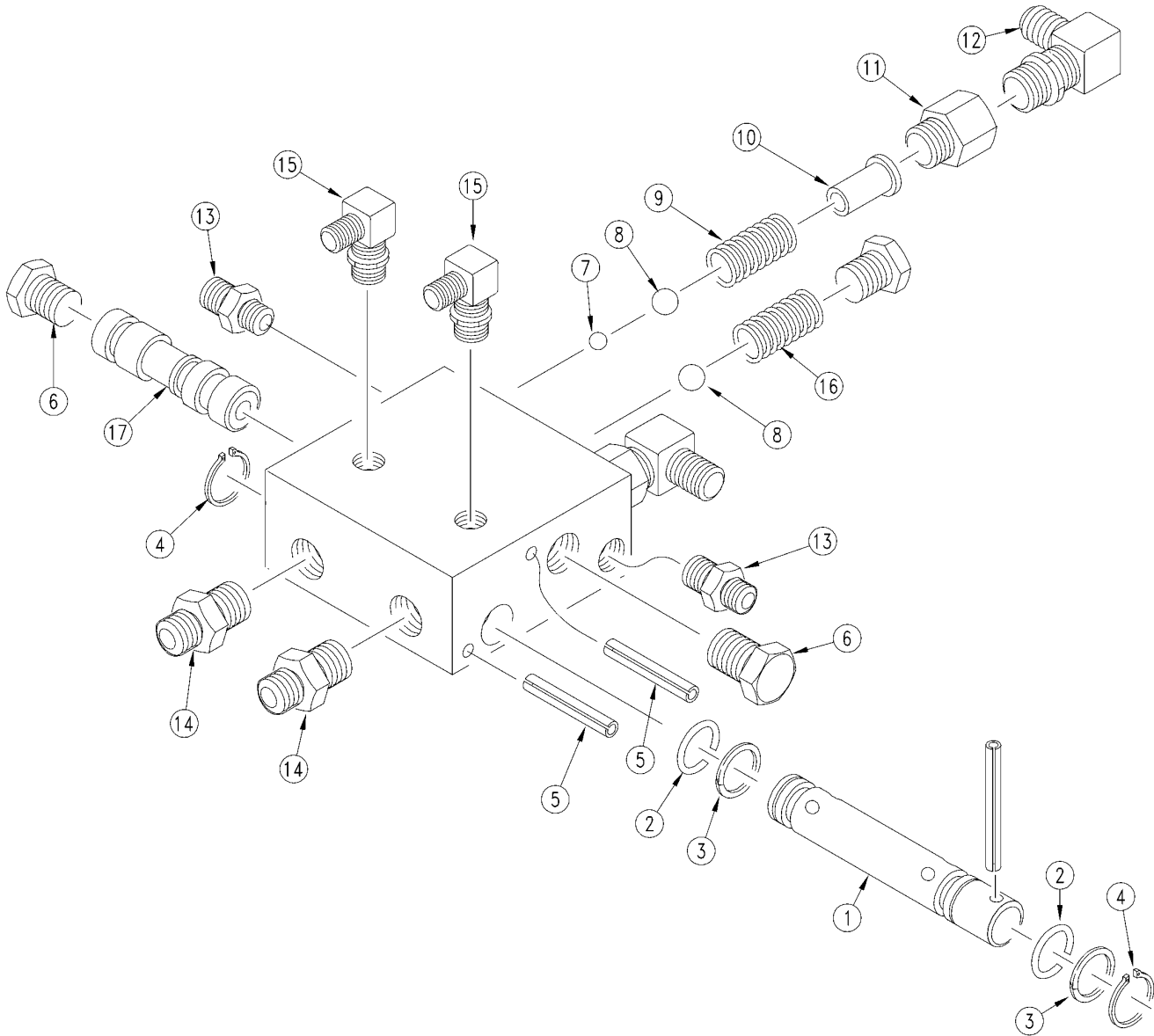
**(Applies to 2SF24 (1986+), 2SF30 (1986+) only)**

<b>Ref</b>	<b>Part No.</b>	<b>Part Description</b>	<b>Comments</b>	<b>Revision</b>
	dwg14078	Image No.		
1.	A-2526	EGY PISTON ROD		
2.		EGY BACK-UP RING 2" OD	Available only in item 13.	
3.		EGY WIPER ROD	Available only in item 13.	
4.		EGY O-RING 1 1/8" ID X 1 1/8" OD	Available only in item 13.	
5.	A-1906	EGY PISTON ROD GUIDE		
6.	B-988	EGY CYLINDER BODY		
7.		EGY O-RING 1 5/8" ID X 2"OD	Available only in item 13.	
8.		EGY O-RING 3/4" ID X 7/8" OD	Available only in item 13.	
9.	A-1845	EGY PISTON		
10.	82464	EGY 7/8-14UNF REG HEX LOCK NUT		
11.	83198	EGY RETAINER RING INTERNAL		
12.		EGY BACKUP RING 1 3/8" OD	Available only in item 13.	
13.	810-012C	CYL SEAL KIT 2 X 8 (ENERGY)		
14.	805-004C	PIN CLEVIS 1 X 2 3/4 USABLE LG		

[Table of Contents](#)   [Part Number Index](#)

**Marker Selector Sequence Valve (810-085C)**

(Applies to 2SF24 (1986+), 2SF30 (1986+) only)



## **Marker Selector Sequence Valve (810-085C)**

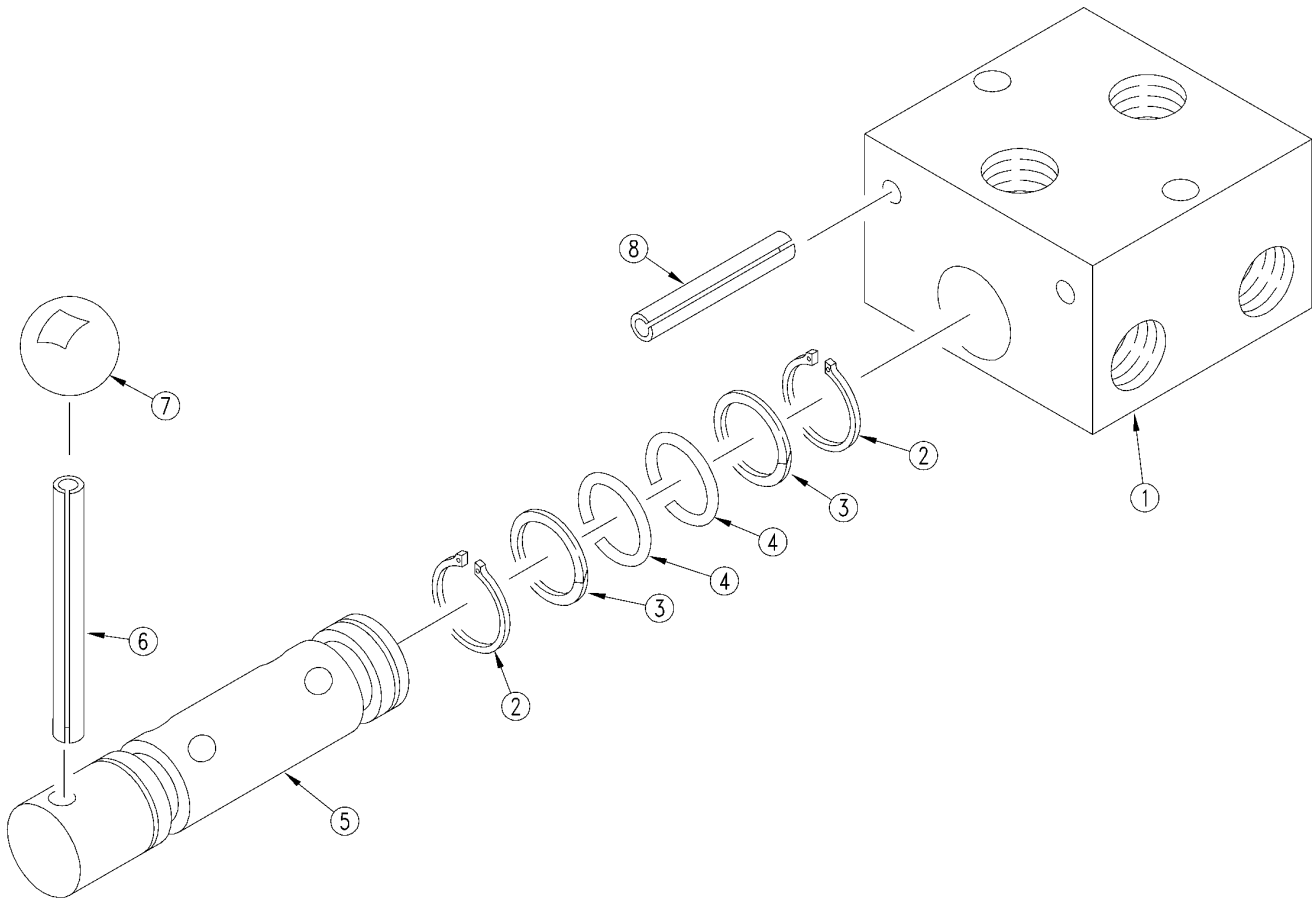
---

**(Applies to 2SF24 (1986+), 2SF30 (1986+) only)**

<b>Ref</b>	<b>Part No.</b>	<b>Part Description</b>	<b>Comments</b>	<b>Revision</b>
	dwg10240	Image No.		
1.	2044	SHOEMAKER SPOOL SELECTOR		
2.	1088-210	SHOEMAKER O-RING BUNA N 70DURO		
3.	1089-210	RPBY SEAL KIT 810-458C		
4.	1079	RPBY SEAL KIT		
5.	1084	SH PIN, SPRING 0.25 DIAMETER		
6.	1132-10	SHOEMAKER PLUG, HEX SAE #10		
7.	1087-250	RPBY SEAL KIT		
8.	1087-437	RPBY SEAL KIT		
9.	1042	RPBY SEAL KIT		
10.	1066	ORIFICE & GUIDE FOR 810-085C		
11.	1022	SH PORT ADAPTOR		
12.	1091-4-6	SHOEMAKER 1/4 NPT TO #6JIC ELB		
13.	1092-6-6	SHOEMAKER SAE #6 TO #6 STRGHT		
14.	1092-6-6	SHOEMAKER SAE #6 TO #6 STRGHT		
15.	1093-6-6	SHOEMAKER SAE #6 TO #6 JIC ELB		
16.	1099	RPBY SEAL KIT		
17.	2087	SHOEMAKER SPOOL FOR 810-085C		

**Marker Double Selector Valve (810-023C)**

(Applies to 2SF24 (1986+), 2SF30 (1986+) only)



10038

## **Marker Double Selector Valve (810-023C)**

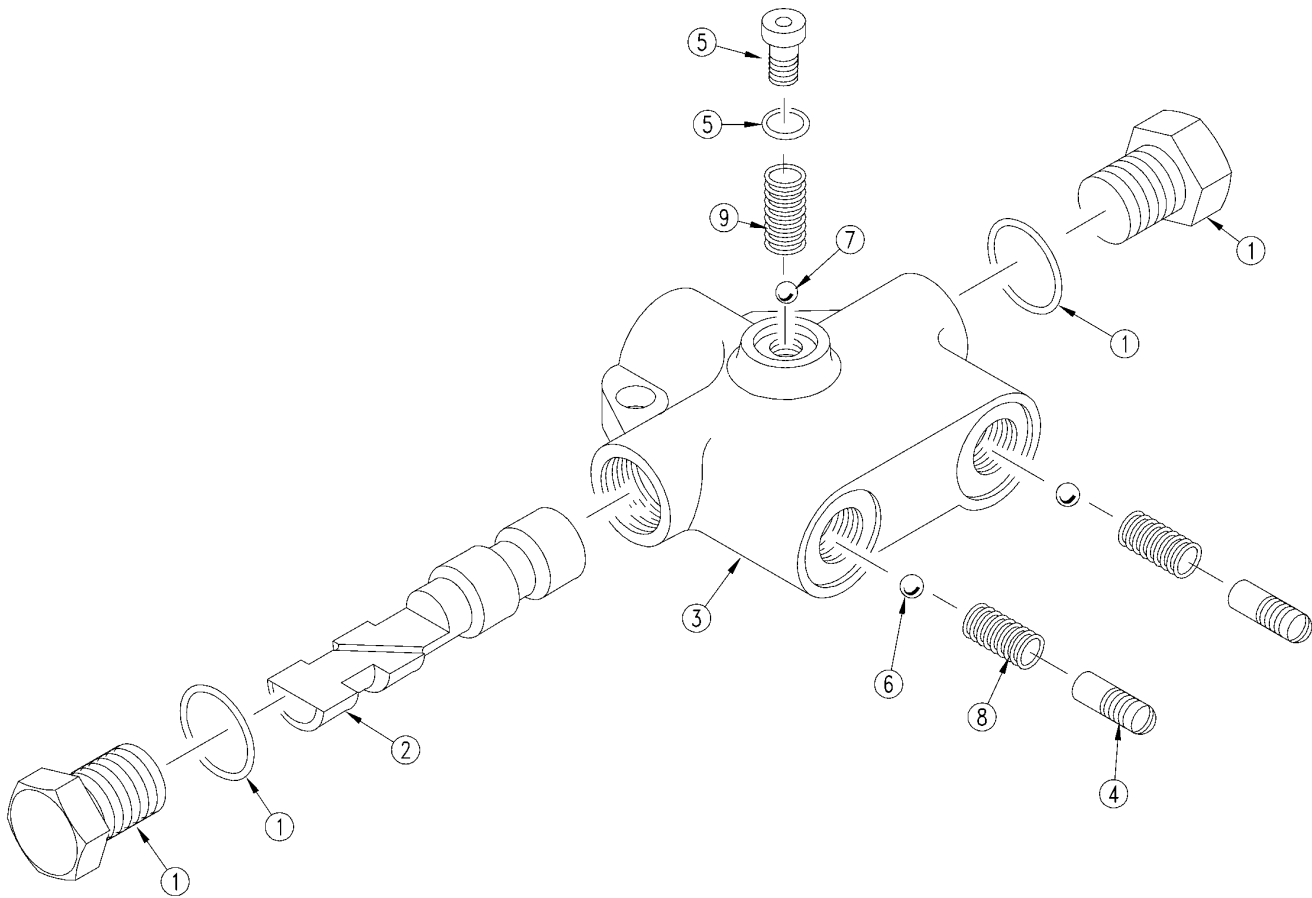
---

(Applies to 2SF24 (1986+), 2SF30 (1986+) only)

<b>Ref</b>	<b>Part No.</b>	<b>Part Description</b>	<b>Comments</b>	<b>Revision</b>
	dwg10038	Image No.		
1.	3062	SHOEMAKER BODY		
2.	1079	RPBY SEAL KIT		
3.	1089-210	RPBY SEAL KIT 810-458C		
4.	1088-210	SHOEMAKER O-RING BUNA N 70DURO		
5.	2007	SHOEMAKER SPOOL		
6.	1083	SHOEMAKER PIN SPRING 0.312 DIA X 4 LONG		
7.	1097	SHOEMAKER KNOB PLASTIC 1 DIA		
8.	1084	SH PIN, SPRING 0.25 DIAMETER		

**Marker Sequence Valve (810-006C)**

(Applies to 2SF24 (1986+), 2SF30 (1986+) only)



10037



**Marker Sequence Valve (810-006C)**

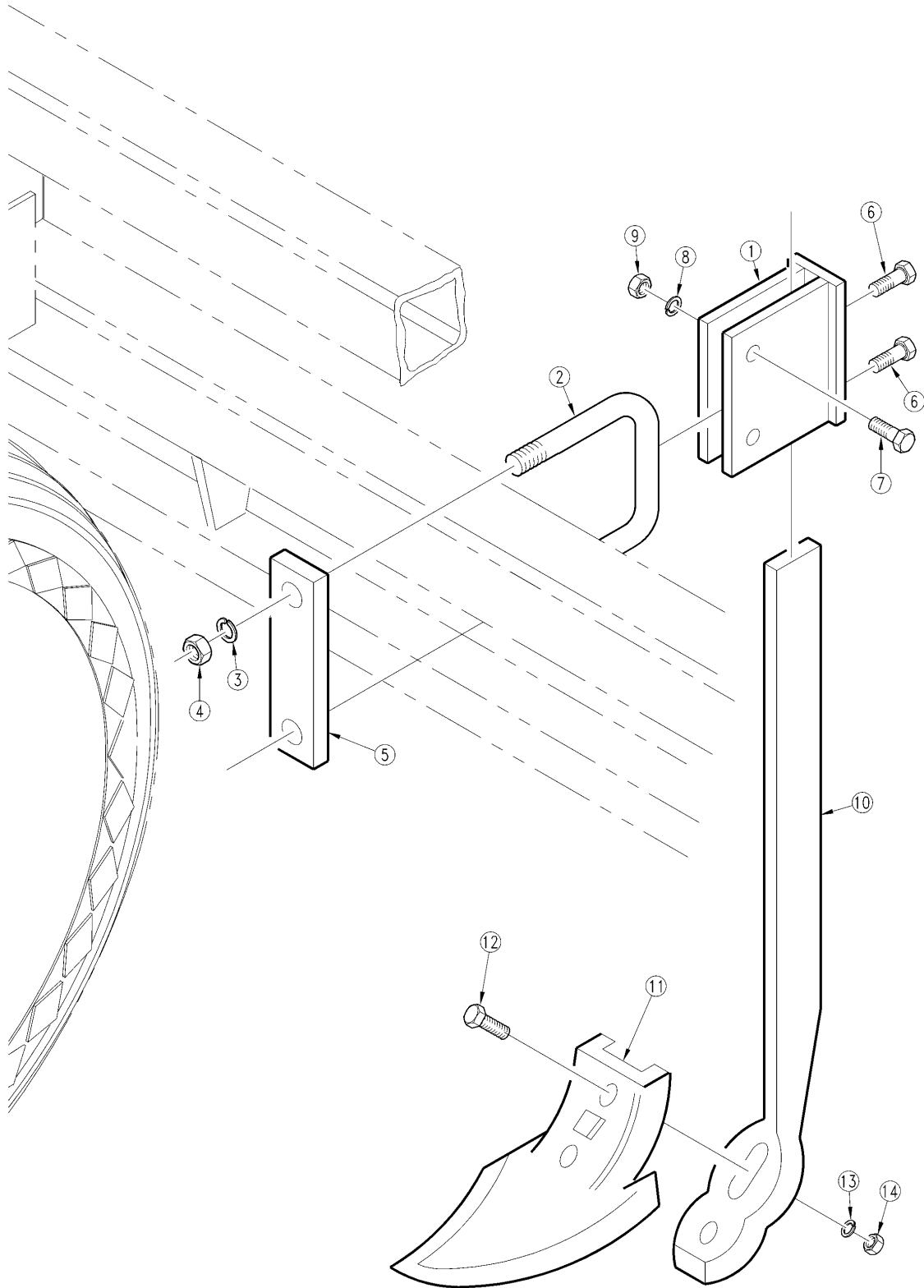
---

(Applies to 2SF24 (1986+), 2SF30 (1986+) only)

<b>Ref</b>	<b>Part No.</b>	<b>Part Description</b>	<b>Comments</b>	<b>Revision</b>
	dwg10037	Image No.		
1.	1V1880	CRS O-RING PLUG ASSY - SEQ VLV		
2.	1V1882	CRS SPOOL		
3.	1V2003	CRS BODY MACHINING		
4.	1V2003	CRS BODY MACHINING		
5.	3-V4153-022	CRS O-RING PLUG ASSY - SEQ VLV		
6.	2A0017-6	CRS 3/16 BALL - SEQ VALVE		
7.	2A0017-8	CRS 1/4 BALL - SEQ VALVE		
8.	2A9018-3	CRS CHECK VALVE SPRING - SEQ V		
9.	2A9024-1	CRS SPRING - SEQ VALVE		
9.	2A0353-12	CRS SHIPPING PLUG - SEQ VALVE	Not shown.	

## Gauge Wheel Track Removers

(Applies to 2SF24 (1986+), 2SF30 (1986+) only)



16488

## ***Gauge Wheel Track Removers***

---

**(Applies to 2SF24 (1986+), 2SF30 (1986+) only)**

<b>Ref</b>	<b>Part No.</b>	<b>Part Description</b>	<b>Comments</b>	<b>Revision</b>
	dwg16488	Image No.		
1.	116-004H	GW TRACK REMOVER PLATE ASS'Y		
2.	806-003C	U-BOLT 5/8-11X3 17/32 X 5 7/8		
3.	804-022C	WASHER LOCK SPRING 5/8 PLT		
4.	803-021C	NUT HEX 5/8-11 PLT		
5.	116-011D	TRACK REMOVER MOUNTING PLATE		
6.	802-091C	HHCS 1/2-13X1 1/2 GR5		
7.	802-038C	HHCS 1/2-13X2 1/4 GR5		
8.	804-015C	WASHER LOCK SPRING 1/2 PLT		
9.	803-020C	NUT HEX 1/2-13 PLT		
10.	820-015C	GW TRACK REMOVER SHANK		
11.	820-014C	GW TRACK REMOVER SWEEP		
12.	802-355C	PLOW 7/16-14X2 1/4 GR5		
13.	804-014C	WASHER LOCK 7/16 PLT		
14.	803-015C	NUT HEX 7/16-14 PLT		



Table of Contents    Part Number Index



**Part Number Index (continued)**

Part Number	Page	Part Number	Page	Part Number	Page	Part Number	Page
121-125D	93	122-162H	163	123-121H	29	129090	177
121-127D	93, 97, 101, 105, 109	122-170H	113	123-125D	29	132-084D	79
121-128D	93, 97, 101, 106, 109	122-173H	113	123-127D	57	133-065D	115, 123
121-133D	93	122-183S	113	123-146D	81	134952	177
121-147H	97	122-188H	137, 139, 149, 151, 155, 157, 159, 161	123-147D	121	134953	177
121-164D	94	122-189V	137, 139, 143, 163	123-148D	121	136-001D	73, 83, 91
121-703H	93	122-190V	137, 139, 143	123-149D	121	136-002S	81
121-704H	94, 98, 110	122-191V	149	123-150D	121	136-003D	77
121-705A	94, 98, 110	122-192V	149, 151	123-151D	121	136-011D	81
122-001D	149, 151	122-197V	159, 161, 167	123-152D	57	136-013D	81
122-002D	137, 139, 143, 163	122-198V	153, 155, 157	123-153D	58	136-055D	85
122-007H	145	122-199V	159, 161, 167	123-154D	58	136-084D	77
122-008H	145	122-201S	113	123-155D	57	136-142D	77
122-021D	143, 145	122-202S	125, 135, 137, 147, 149, 153, 155, 159	123-156D	57	141-011E	61, 65
122-041D	153, 155, 157, 159, 161, 167	122-231A	113	123-157D	57	141-013H	61, 65
122-055S	127, 129, 131, 133, 139, 141, 143, 145, 151, 157, 161	122-233A	137, 139, 143, 163	123-158D	57	141-014E	65
122-061D	127, 129, 131, 133, 139, 141, 143, 145, 151, 157, 161	122-234A	151	123-159D	57	141-016E	65
122-062H	161	122-242S	94	123-160D	57	141-018E	65
122-063H	141	122-2560-000	79	123-161D	57	141-020E	65
122-064H	145	122-2564-000	79	123-162D	57	141-041E	61, 65
122-065D	63, 69, 127, 129, 131, 133, 139, 141, 143, 145, 151, 157, 161	123-004D	81	123-178D	121	141-063E	65
122-072D	169	123-050H	57	123-179D	121	141-064E	65
122-082H	133	123-051D	29, 57	123-180D	121	141-065E	65
122-087D	163, 165, 167	123-051H	57	123-181D	121	141-083D	61, 65
122-088H	165	123-052D	81	123-182D	121	141-084D	61, 63, 65, 69
122-090H	167	123-053E	57	123-183D	121	141-116H	83
122-094D	159, 161, 167	123-059H	29	123-184D	121	142-003E	65
122-096D	113	123-060H	29	123-185D	121	142-005E	65
122-103S	159, 161, 167	123-061H	29	123-186D	121	142-009D	83
122-104S	159, 161, 167	123-062H	29	123-187D	121	142-011K	65
122-105H	129	123-063H	29	123-188D	121	142-022D	66
122-108H	131, 139	123-076H	29	123-189D	121	142-029D	66
122-110D	153, 155, 157	123-077H	29	123-202D	117	142-035D	33
122-110H	131, 139, 151, 157, 161	123-078H	29	123-204D	85	142-036D	33
122-111D	149, 151	123-079H	29	123-207D	57	142-041H	33
122-114D	137, 139, 143, 163	123-080H	29	123-209D	57	142-042H	33
122-115D	137, 139, 143, 149, 151, 163	123-081H	29	123-211D	57	142-043E	61
122-115S	137, 139, 143, 163	123-082H	29	123-213D	57	142-044E	61
122-116S	149, 151	123-083H	29	123-215D	57	142-045E	61
122-117S	153, 155, 157	123-084H	29	123-217D	57	142-046E	61
122-120D	113	123-085H	29	123-218D	57	142-047E	61
122-124D	149, 151	123-086H	29	123-219D	57	142-054E	65
122-125D	155, 157	123-087H	29	123-220D	57	142-055E	65
122-128D	159, 161	123-088H	29	123-221D	57	142-056E	65
122-130H	131	123-089H	29	123-222D	57	142-057E	65
122-132H	127	123-090H	29	123-223D	57	142-058E	65
122-134H	143	123-091H	29	123-224D	57	142-062D	61
122-135H	143	123-092H	29	123-232D	119	142-065E	61
122-136S	125, 127, 131	123-093H	29	123-235D	121	142-066E	61
122-147D	113	123-094H	29	123-264D	81	142-067E	61
122-151D	113	123-095H	29	123-265D	81	142-068E	61
122-158D	137, 139, 143, 163	123-096H	29	123-270D	81	142-069E	61
122-159D	151	123-097H	29	123-271D	81	142-076E	65
		123-098H	29	123-284H	81	142-077E	65
		123-099H	29	123-285H	81	142-078E	65
		123-100H	29	123-288D	81	142-079E	65
		123-101H	29	123-291D	31	142-080E	65
		123-102H	29	123-291H	31	142-082E	61
		123-103H	29	123-292H	31	142-083E	65
		123-105H	29	123-293D	81	142-084E	65
		123-106H	29	123-293H	31	142-085E	65
		123-112D	57	123-294D	81	142-086E	65
		123-113D	57	123-294H	81	142-087E	65
		123-116D	57	123-298D	117	142-089K	61
		123-118D	29	123-308S	81	142-090K	61
				123-310D	29	142-091K	65
				123-317H	31	142-092E	61
				123-350H	29	142-093E	61
				123-436D	57	142-094E	61
				123-939H	115	142-095E	61
				128230	177	142-096E	65



# Part Number Index (continued)

Part Number	Page	Part Number	Page	Part Number	Page	Part Number	Page
142-125D	83	156-047D	17	202-002H	85	2A0024	175, 181, 183, 217
142-126D	83	156-048D	17	202-003H	86	2A0079-616	215
142-126E	65	156-049D	17	202-004H	85	2A0126	179
142-127E	65	156-057D	19	202-005H	85	2A0132	175, 179, 181, 183, 213, 217
142-158K	65	157-001H	9	202-006H	105	2A0208	175, 179, 181, 183, 213, 217
142-160K	65	157-002H	9	202-007D	71	2A0209	181
142-161S	65	157-003H	9	202-009H	85, 89	2A0235-6	215
142-198D	93	158-053H	23	202-010H	37	2A0246-12	215
142-327D	63	158-054H	23	202-011H	37	2A0308-1	215
142-328H	109	170-033H	9	202-012H	37	2A0353-12	225
142-339D	69	170-034H	9	202-013H	37	2A0578-2475	215
142-520H	123	170-038A	9	202-014H	37	2A9018-3	225
142-701H	123	170-039A	9	202-015H	37	2A9024-1	225
142-824H	93	170-040H	9	202-016H	37	2H-200GP	13
142-865H	63	170-058H	9	202-017H	37	2H-30080	13
142-867H	63	170-059A	9	202-018H	37	2H-30081	13
142-870H	63	172-018D	79	202-019H	37	2H-300GP	13
142-871H	63	172-019D	79	202-020H	37	2M3216	179
142-961H	63	172-074D	79	202-021H	37	2M3326	213
142-962H	63	175-102H	63, 69	202-026D	85	2M4428	217
142-965H	63	176-025S	79	202-031D	37	2M6470	175
142-966H	63	176-026S	79	202-032D	37	2M6880	183
142-969H	63	178-033D	169	202-034D	85	2M7580	181
142-970H	63	186561	177	202-035D	85	3-V4153-022	225
142-973H	69	188-001V	93, 97, 101, 105, 109, 125, 127, 131, 199	202-055D	71	3062	223
142-974H	69			202-072D	106	3084	185
142-977H	69			202-073D	106	309-1882-P00	79
142-978H	69	188-008V	113	202-074D	106	309-1883-P00	79
142-981H	69	189-007H	27	202-092S	85	318917	55
142-982H	69	191-001D	63, 69	202-103D	37	318951	55
142-985H	69	191-001H	63, 69	202-119H	85	325-0014-001	79
142-986H	69	191-002D	63, 69	202-120D	89	3R0210	179
142-989H	69	191-006H	63, 69	202-120H	85	3R0310	213
142-990H	69	191-007H	63, 69	202-121H	85	3R1408	217
145-006E	83	191-018D	63, 69	202-122H	85	3R5712	175
145-016S	83	191-019D	63, 69	202-123H	85	3R5812	183
145-022S	65	194-070D	9	202-124H	85	3R6912	181
147-028H	63, 69	198-104D	125, 135, 137, 147, 149, 153, 155, 159	202-125H	85	458599	177
148-254D	17			202-132D	89	491670	177
150-044S	63, 69			202-260H	85	491980	177
150-051D	63, 69	198-137D	125, 135, 137, 147, 149, 153, 155, 159	202-261H	85	492220	177
152-055D	77			202-263H	101, 106	492529	177
154-001H	9			202-265H	101	494517	177
154-002H	9	199-017H	125	202-326H	73, 91	494616	177
155-002H	17	199-020H	125	202-327H	73, 91	4C2024	215
155-004H	17	199-022H	125	202-328H	89	4M3102	179, 213
155-006H	17, 21	199-025D	137, 149, 155, 159	202-330H	89	4M4104	217
155-013A	21			202-331H	89	4M6108	175
155-026A	25	199-028D	135	202-335H	85	4R5108	183
155-026D	17	199-029D	147	202-499B	23, 187	4R6108	181
155-027D	17	199-030D	153	2044	221	540017	55
155-054D	17	199-031D	159	206-021D	113	5M3118	179
155-065D	39	199-042D	135, 147	2087	221	5M3128	213
155-164D	17	1D0005-2250	215	253000	51	5M4128	217
155-165D	17	1D0204-2475	215	253001	51	5M6118	175
156-003H	17	1D1003-4	215	253016	55	5R5128	183
156-005H	19	1D1155-13	215	253017	55	5R5164	183
156-006H	19	1D1401-250	215	253100	55	5R6128	181
156-008E	19	1D1582-16275	215	253700	51	640069X	11
156-010H	19	1M6005	179	253701	51	6R0154	179
156-013E	19	1M6006	213	2A0006	175, 179, 181, 183, 213, 217	6R0158	213
156-014E	19	1M7016	175, 181, 183, 217	2A0012	175, 179, 181, 183, 213, 217	6R1140	217
156-015S	19					6R5164	175
156-016V	17	1V1880	225			6R6164	181
156-017H	17	1V1882	225			701029X	11
156-022H	19	1V2003	225	2A0014	217	701140	11
156-024H	17	20-20028	13	2A0017-6	225	710425	55
156-025H	17	200-001D	21	2A0017-8	225	712205	11
156-029K	17	200-012S	73	2A0018	175, 183		
156-045D	17	200-012S	73	2A0019	181		
156-046D	17	2007	223	2A0022	179, 213		
		202-001H	85				

## Table of Contents Part Number Index



# Part Number Index (continued)

Part Number	Page	Part Number	Page	Part Number	Page	Part Number	Page
770026	55	801-067C	51	802-113C	193	803-008C	25, 27, 31, 33, 37, 61, 63, 65, 69, 77, 79, 81, 85, 89, 94, 97, 101, 106, 110, 163, 165, 167, 199
7M3318	179	801-069C	113	802-114C	11	803-011C	25, 33, 37, 129, 133, 143, 145, 190, 193
7M3328	213	801-081C	39	802-115C	79, 190	803-012C	129, 133, 141, 145, 165
7M4328	217	801-084C	113	802-119C	159, 161, 167	803-013C	11, 17, 189
7M6318	175	801-093C	17	802-121C	93, 97, 101, 105, 109	803-014C	23, 25, 27, 33, 37, 39, 63, 69, 74, 83, 85, 89, 91, 93, 97, 101, 105, 109, 119
7M6328	183	801-115C	137, 149, 155, 159	802-130C	27	803-015C	193, 227
7M7328	181	801-141C	113	802-135C	73	803-016C	41, 45, 61, 65
800-001C	17, 19, 41, 45, 77, 83, 85, 189, 193	801-151C	25	802-143C	17, 85	803-017C	73
800-003C	41, 45	801-199C	55	802-147C	209, 211	803-018C	165
800-004C	41, 45, 83, 85	802-001C	61, 63, 65, 69	802-151C	149, 151, 167	803-019C	9, 21, 27, 61, 65, 189
800-005C	41, 45, 83, 85	802-004C	35, 41, 45, 49, 53, 71, 79, 93, 97, 101, 105, 109	802-152C	193	803-020C	23, 25, 27, 37, 39, 41, 45, 73, 77, 94, 97, 101, 105, 109, 121, 163, 167, 190, 193, 227
800-008C	93, 101, 123	802-005C	23, 117, 125, 127, 131	802-155C	169	803-021C	9, 19, 31, 73, 77, 79, 83, 189, 193, 227
800-009C	93, 97, 101, 105, 109, 119	802-007C	25, 33, 37, 81, 85, 129, 133	802-159C	31	803-022C	17, 73, 89
800-010C	105	802-010C	85	802-162C	151	803-029C	17, 21
800-012C	61, 63, 65, 69	802-012C	27, 77, 81, 89, 143, 145	802-163C	79	803-031C	9, 17
800-014C	19	802-013C	61, 65, 137, 139, 143, 163	802-166C	9	803-032C	9, 17, 19, 73
800-015C	15	802-014C	41, 45	802-167C	25, 33, 37, 85	803-034C	9, 19
800-016C	83, 109, 123	802-015C	93, 97, 101, 105, 109, 129, 141, 145	802-168C	189	803-035C	33, 41, 45, 57, 63, 69
800-024C	117	802-017C	31, 63, 69, 113, 195, 207, 209	802-169C	9	803-036C	79, 81, 189, 193
800-028C	57	802-019C	73	802-174C	97, 127, 129, 131, 133, 139, 141, 143, 145, 151, 157, 161	803-037C	93
800-029C	115, 117, 119, 121	802-022C	143, 145, 189	802-196C	41, 45	803-044C	17
800-030C	29	802-023C	85	802-197C	149, 151, 153, 155, 157	803-045C	17
800-032C	61, 63, 66, 69	802-024C	207	802-201C	189	803-046C	19
800-042C	15	802-026C	105, 109	802-223C	101, 105	803-048C	9
800-044C	81	802-029C	94, 98, 110	802-226C	73, 81	803-053C	195
800-046C	13, 15	802-032C	37, 41, 45, 83, 85	802-228C	93, 97, 101, 105, 109	803-056C	17
800-052C	55	802-034C	23, 81, 121	802-233C	163, 165, 167	803-058C	57
800-056C	53	802-038C	227	802-234C	102, 163, 165, 167	803-064C	51
800-060C	115	802-039C	73, 121, 190, 193	802-240C	197	803-065C	29
800-067C	71, 101, 105	802-041C	190, 193	802-247C	193	803-069C	127, 129, 131, 133, 139, 141, 143, 145, 151, 157, 161
800-082C	79, 201, 207	802-046C	9, 81	802-252C	63, 69	803-078C	97, 101, 105, 109, 127, 129, 131, 133, 139, 141, 143, 145, 151, 157, 161
800-093C	113	802-051C	125, 127, 131	802-254C	189	803-088C	42, 46, 49, 55, 125, 127, 135, 137, 139, 141, 143, 145, 147, 163, 165
800-112C	25, 39, 51	802-055C	73, 77, 83	802-257C	55	803-148C	73, 189
800-148C	25, 39	802-057C	73	802-261C	189	803-159C	195
800-212C	93, 97, 102, 105, 109, 199	802-058C	125, 127, 135, 137, 139, 143, 147, 163	802-266C	189		
800-213C	93, 97, 101, 105, 109	802-059C	137, 139, 143, 153, 163, 189, 193	802-317C	9		
800-296C	81	802-060C	155, 157	802-355C	227		
800-304C	115	802-062C	73, 193	802-371C	131, 139, 151, 157, 161		
801-001C	33, 41, 45, 57, 63, 69	802-067C	9	802-421C	125, 135, 137, 147, 149, 153, 155, 159		
801-002C	79, 93, 97, 105, 109, 115, 123	802-074C	17	802-427C	93		
801-003C	23, 29, 71	802-077C	19	802-617C	135, 137, 139, 141, 143, 145, 147, 163, 165		
801-007C	129, 131, 133, 139, 141, 145, 165	802-078C	29, 57	802-618C	151		
801-009C	63, 69	802-079C	25, 27, 33, 39, 83, 89, 105, 109, 193	803-001C	23, 29, 71, 79		
801-010C	61, 65	802-082C	73	803-002C	61, 65		
801-013C	189	802-089C	61, 63, 65, 69	803-003C	61, 63, 65, 69		
801-016C	51	802-091C	74, 77, 79, 227	803-004C	61, 63, 65, 69		
801-017C	29	802-092C	57, 63, 69, 101, 106, 199	803-006C	17, 25, 29, 33, 35, 37, 53, 57, 63, 69, 71, 85, 93, 97, 101, 105, 109, 117, 127, 129, 131, 133, 139, 141, 143, 145, 151, 157, 161, 193		
801-018C	35, 63, 69, 127, 129, 131, 133, 139, 141, 143, 145, 151, 157, 161	802-095C	17	803-007C	25, 29, 33, 37, 86, 125, 127, 131, 163, 165, 167, 193		
801-019C	81	802-096C	9, 17				
801-023C	71	802-098C	17				
801-027C	57	802-099C	21				
801-028C	25, 33, 37	802-100C	159, 161				
801-035C	57, 77	802-104C	21				
801-036C	85						
801-052C	13, 15						
801-054C	189, 193						
801-057C	42, 46						



# Part Number Index (continued)

Part Number	Page	Part Number	Page	Part Number	Page	Part Number	Page
803-169C	93, 125, 135, 137, 147, 149, 153, 155, 159		155, 157, 159, 161, 163, 167, 189, 193, 227	806-002C	23, 37, 41, 45, 73, 77, 81	811-016C	209, 211
803-177C	137, 139, 143, 149, 151, 153, 155, 157, 159, 161, 163, 167	804-023C	17, 73, 89	806-003C	227	811-019C	193, 203, 209
803-178C	97, 101, 105, 109	804-025C	195	806-004C	37, 93, 97, 101, 105, 109	811-026C	205, 211
803-185C	197	804-027C	9, 17	806-005C	25, 27, 39, 93, 97, 101, 105, 109, 121, 190	811-035C	201, 203, 205, 207, 209, 211
803-209C	93	804-030C	9, 19	806-006C	9, 19, 31, 189, 193	811-036C	201, 203, 205, 207, 209, 211
803-293C	23	804-031C	41, 45	806-010C	105, 121	811-039C	171
804-001C	41, 45	804-032C	61, 65	806-021C	74, 91	811-044C	203, 209
804-002C	33, 41, 45, 57, 63, 69	804-033C	61, 63, 65, 69	806-025C	29	811-045C	209
804-003C	33, 41, 45, 57, 63, 69	804-034C	61, 63, 65, 69	806-042C	190	811-050C	203, 209
804-004C	23, 29, 71	804-036C	79, 94, 98, 106, 110	806-045C	23	811-051C	171
804-006C	17, 25, 33, 35, 37, 53, 57, 63, 69, 79, 85, 93, 97, 101, 105, 109, 117, 127, 129, 131, 133, 139, 141, 143, 145, 151, 157, 161, 193	804-040C	93, 97, 101, 106, 109	807-001C	25, 33, 37	811-053C	171
804-007C	35, 117	804-041C	102, 163, 165, 167	807-018C	29	811-055C	171
804-009C	25, 27, 31, 33, 37, 61, 63, 65, 69, 77, 79, 81, 85, 89, 94, 98, 101, 106, 110, 163, 165, 167, 199	804-042C	57	807-020C	63, 69	811-056C	173, 207, 209, 211
804-010C	27, 31, 81, 85	804-043C	51	807-028C	97, 101, 105, 109	811-057C	173, 207, 209, 211
804-011C	85, 110, 113, 189, 193, 207, 209, 211	804-044C	57	807-029C	97, 101, 105, 109	811-058C	173, 207, 209, 211
804-012C	31, 41, 45, 57, 93, 97, 101, 105, 109, 113, 127, 129, 131, 133, 139, 141, 143, 145, 151, 157, 161, 169, 195	804-046C	29	807-043C	163, 165, 167	811-061C	173
804-013C	23, 25, 27, 33, 37, 39, 41, 45, 63, 69, 74, 83, 85, 89, 91, 93, 97, 101, 105, 109, 113, 129, 141, 145, 165, 169, 193, 195, 207, 209, 211	804-048C	61	807-066C	127, 129, 131, 133, 139, 141, 143, 145, 151, 157, 161	811-062C	173
804-014C	102, 163, 165, 167, 193, 227	804-050C	29	807-101C	113	811-063C	171
804-015C	23, 25, 27, 37, 39, 41, 45, 73, 77, 81, 83, 85, 93, 97, 101, 105, 109, 121, 190, 193, 227	804-052C	71	807-106C	125, 135, 137, 147, 149, 153, 155, 159	811-064C	171, 173
804-016C	23, 73, 77, 81, 85	804-054C	79	808-002C	73, 91	811-065C	173
804-017C	190, 193	804-055C	17, 21	808-003C	77	811-066C	209, 211
804-019C	41, 45	804-058C	51	808-004C	77	811-073C	171, 201, 203, 205, 207
804-021C	73, 83, 85, 197	8044	185	808-006C	77	811-086C	171
804-022C	9, 19, 31, 73, 77, 79, 83, 125, 127, 131, 135, 137, 139, 143, 147, 149, 153, 155, 159	805-001C	190	808-007C	83	811-133C	209, 211
		805-004C	9, 19, 219	808-008C	83	811-146C	201, 203, 205, 207
		805-010C	89, 143, 145, 163, 165, 167	808-027C	81	811-154C	211
		805-011C	143, 145	808-116C	77	811-155C	211
		805-014C	25, 33, 37	808-122C	83	811-156C	205
		805-016C	17, 21, 41, 45	809-001C	73, 83, 91	811-157C	211
		805-019C	25, 33, 37, 57, 83, 195, 197	809-005C	77	811-203C	171
		805-023C	41, 45	809-012C	77	811-213C	201
		805-029C	73, 77, 83	809-020C	81	811-214C	201
		805-031C	190	809-022C	81	811-216C	171
		805-032C	19	809-059C	85	811-281C	207
		805-033C	9, 17	809-105C	77	811-293C	201, 207
		805-042C	193	809-198C	113	811-295C	201, 207
		805-058C	189	810-005C	193, 203, 205, 209, 211	811-386C	171
		805-062C	79	810-006C	209, 211	811-715C	171
		805-064C	63, 69, 85, 127, 129, 131, 133, 139, 141, 143, 145, 151, 157, 161	810-012C	219	812-012C	93, 97, 101, 105, 109
		805-067C	57	810-013C	175	812-054C	71
		805-070C	41, 45	810-015C	217	812-194C	125, 135, 137, 147, 149, 153, 155, 159
		805-073C	127, 129, 131, 139, 141, 143, 145, 151, 157, 161	810-018C	173	814-005C	73
		805-078C	81	810-019C	189, 201, 207	814-008C	21
		805-081C	9	810-020C	171	814-009C	21
		805-088C	9, 89	810-022C	173	814-010C	159, 161, 167
		805-126C	85	810-023C	209, 211	814-021C	159, 161, 167
		805-139C	163, 165, 167	810-024C	203, 209	814-023C	21
		805-154C	125, 135, 137, 147, 149, 153, 155, 159	810-027C	177	814-026C	73
		805-186C	125, 135, 137, 147, 149, 153, 155, 159	810-058C	201, 205, 211	814-031C	21
				810-085C	207	814-033C	129, 133
				810-086C	171	814-034C	125, 127, 129, 131, 133
				810-118C	189, 201, 207	814-035C	129, 133
				810-119C	215	814-067C	153, 155, 157
				810-144C	181	814-068C	149, 151
				810-147C	171	814-069C	137, 139, 143, 163
				810-148C	171	814-143C	125, 127, 131
				810-151C	183	814-157C	135, 137, 139, 143, 163
				810-210C	213	814-158C	147, 151
				810-323C	179		





## Part Number Index (continued)

Part Number	Page	Part Number	Page	Part Number	Page	Part Number	Page
814-159C	135, 137, 139, 141, 143, 145, 163, 165	817-091C	113	822-040C	81, 85	890-198C	137, 139, 143, 163
814-160C	147, 151	817-094C	41, 45	822-041C	81, 85	890-199C	149, 151
814-174C	125, 127	817-095C	42, 46	822-043C	73	890-213C	197
814-374C	141, 145, 165	817-096C	42, 46	822-045C	197	890-311C	25
815-001C	195	817-097C	42, 46	822-050C	197	890-312C	25
815-038C	197	817-132C	125, 135, 137, 147, 149, 153, 155, 159	822-055C	15	890-313C	25
815-039C	197	817-133C	93	822-057C	85	890-321C	51
815-079C	21	817-134C	113	822-071C	85	890-349C	57
815-082C	21	817-200C	42, 46	822-080C	195	890-430C	25
815-085C	21	817-296C	135, 137, 139, 141, 143, 145, 163, 165	822-083C	63, 69	890-466C	93, 97, 101, 105, 109
816-001C	33, 37			822-088C	157	890-610C	9
816-003C	109			822-095C	113, 137, 139, 143, 149, 151, 153, 155, 157, 159, 161, 163, 167	890-614C	195
816-004C	33, 37	817-297C	147, 151			990-024R	61, 66
816-007C	123	817-314C	94			990-024R-2SF30	63
816-008C	25, 33, 37	817-328C	125, 135, 137, 147, 149, 153, 155, 159	822-170C	125, 127, 135, 137, 139, 143, 147, 151, 163	990-024R-2SF30P	69
816-011C	21			823-021C	79	990-171R	115, 117, 121
816-012C	17	817-330C	125, 127	823-022C	79	A-1845	219
816-013C	23	817-346C	115	823-023C	79	A-1906	219
816-014C	195	817-347C	125, 135, 137, 147, 149, 153, 155, 159	823-034C	53	A-2526	219
816-028C	101			823-035C	53	AG305	141, 145, 165
816-035C	21, 73	817-386C	17	823-036C	53	B-988	219
816-046C	97, 105, 109	817-398C	17	823-037C	53	BO-47	195
816-051C	71	817-438C	17	823-044C	53	dwg 11281	17
816-052C	101, 105	817-504C	57	823-046C	53	dwg 15481	195
816-055C	83	817-516C	23	823-047C	53	dwg 38128	63
816-057C	106	817-806C	58	823-048C	53	dwg 38129	69
816-114C	93	818-013C	187	823-049C	51	dwg10035	175, 217
816-135C	197	818-014C	187	823-059C	51	dwg10036	185
816-173C	113	818-019C	187	823-060C	51	dwg10037	225
816-188C	123	818-020C	187	823-076C	51	dwg10038	223
816-239C	123	818-043C	187	82464	219	dwg10050	189
816-285C	119	818-048C	187	825-002C	11	dwg10056	207
816-302C	94	818-052C	187	83198	219	dwg10057	201
816-358C	115	818-055C	35, 187	833-595C	55	dwg10083	25
817-002C	41, 45	818-061C	187	833-596C	55	dwg10089	169
817-003C	41, 45	818-064C	187	833-679C	39	dwg10090	141
817-004C	42, 46	818-070C	187	833-685C	39	dwg10091	145
817-007C	23	818-078C	187	833-694C	39	dwg10097	61
817-008C	57	818-188C	187	833-696C	39	dwg10208	73
817-009C	57	818-190C	187	833-697C	39	dwg10220	41, 45
817-010C	57	818-229C	27, 187	838-102C	187	dwg10227	193
817-016C	41, 45	818-230C	187	838-158C	187	dwg10231	65
817-021C	63, 69, 127, 129, 131, 133, 139, 141, 143, 145, 151, 157, 161	818-280C	187	838-160C	187	dwg10240	221
817-022C	159, 161, 167	819-005C	33, 41, 45, 57	838-168C	187	dwg10243	9
817-023C	159, 161, 167	819-034C	63, 69	838-199C	187	dwg10395	35
817-025C	81, 85	820-014C	227	838-200C	187	dwg10510	15
817-026C	57	820-015C	227	838-228C	187	dwg10511	139
817-028C	85, 97, 101, 105, 109, 163, 165, 167	820-080C	93, 97, 101, 105, 109	838-265C	187	dwg10514	151
		820-083C	199	838-266C	187	dwg10524	161
		820-094C	195	838-482C	23, 187	dwg10528	157
		820-098C	197	858-669C	187	dwg10529	131
817-031C	17	820-155C	93, 97, 101, 105, 109	858-679C	187	dwg10534	127
817-042C	23			890-002C	73	dwg10537	143
817-052C	119	822-006C	41, 45, 83, 85	890-005C	189	dwg10659	33
817-053C	63, 69	822-007C	77, 79, 81, 89	890-011C	17	dwg10846	181, 183
817-060C	97, 105, 109	822-008C	41, 45	890-012C	73	dwg10868	79
817-062C	153, 155, 157	822-012C	61, 65	890-015C	25, 33, 37	dwg10873	109
817-063C	153, 155, 157	822-013C	17	890-018C	189	dwg10874	105
817-065C	149, 151	822-014C	17	890-026C	61, 63, 65, 69	dwg10875	101
817-067C	137, 139, 143, 163	822-015C	17	890-032C	17	dwg10902	177
817-071C	42, 46	822-016C	17	890-051C	19	dwg10924	117
817-073C	42, 46	822-018C	21	890-063C	169	dwg10995	85
817-081C	125, 127, 131	822-021C	21	890-121C	41, 45	dwg10997	77
817-084C	93, 125, 135, 137, 147, 149, 153, 155, 159	822-023C	129, 133	890-142C	17	dwg11086	119
		822-028C	73	890-153C	35	dwg11107	23
		822-030C	195	890-179C	49	dwg11120	81
				890-183C	9	dwg11171	165
						dwg11172	163
						dwg11173	167



# Part Number Index (continued)

---

<u>Part Number</u>	<u>Page</u>
dwg11176 .....	133
dwg11242 .....	83
dwg11289 .....	21
dwg11290 .....	19
dwg11291 .....	97
dwg11304 .....	171
dwg11305 .....	173
dwg11336 .....	89
dwg11337 .....	91
dwg11365 .....	187
dwg11367 .....	203
dwg11368 .....	205
dwg11369 .....	211
dwg11371 .....	49
dwg11385 .....	71
dwg11416 .....	121
dwg11423 .....	37
dwg11432 .....	57
dwg11434 .....	31
dwg11977 .....	93
dwg12034 .....	159
dwg12037 .....	155
dwg12038 .....	149
dwg12039 .....	137
dwg13324 .....	13
dwg13455 .....	123
dwg14078 .....	219
dwg14795 .....	125
dwg15592 .....	179
dwg16040 .....	147
dwg16041 .....	135
dwg16042 .....	153
dwg16207 .....	29
dwg16310 .....	115
dwg16488 .....	227
dwg16599 .....	199
dwg16601 .....	113
dwg16659 .....	213, 215
dwg16769 .....	51
dwg16957 .....	27
dwg16970 .....	209
dwg16975 .....	53
dwg17102 .....	129
dwg17980 .....	197
dwg20213 .....	11
dwg34220 .....	55
dwg36085 .....	39
PCPIL-10-30-30 .....	185
VA-080002 .....	51
VA-253307 .....	51
VA-JX-B76 .....	51
VA-JX-B77 .....	51
VA-VMM253501 .....	51

***This Page Intentionally Left Blank***



Great Plains Mfg., Inc.  
1525 E. North Street  
Salina, Kansas 67401 USA

[www.greatplainsmfg.com](http://www.greatplainsmfg.com)

---