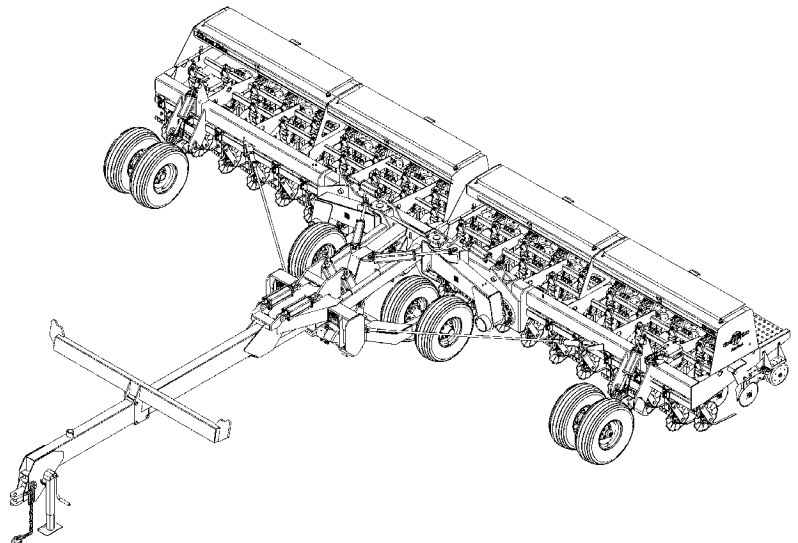

Parts Manual

2N-2410 & 2N-3010
Folding No-Till Drill
1995+



Read the Operator's manual entirely. When you see this symbol, the subsequent instructions and warnings are serious - follow without exception. Your life and the lives of others depend on it!



14570

Cover illustration may show optional equipment not supplied with standard unit.



Table of Contents

Section 1: Introduction.....	6	Gauge Wheel Drive (S/N C1693- C1851 24' Drills And S/N D1905- D2183 30' Drills).....	70
Using This Manual.....	6	Gauge Wheel Drive (S/N C1852 - C1865 24' Drills & D2184 - D2218 30' Drills).....	72
Manual Replacement Information.....	6	Gauge Wheel Drive (S/N C1866+ 24' Drills & D2219+ 30' Drills).....	74
Manual Revisions.....	6	Electric Clutch Console & Harness.....	76
Touch-up Paint.....	6	Jaw Clutch With Zerks.....	78
Hardware Legend.....	7	Gauge Wheel (S/N C1692- 24' Drills And D1904- 30' Drills).....	80
Replacement Hardware.....	7	Gauge Wheel (S/N C1693+ 24' Drills And D1905+ 30' Drills).....	82
Serial Numbers.....	7	Gauge Wheel (Continued).....	84
Part Number Service Coding.....	7	Gauge Wheel Mud Guard.....	88
Frames.....	8	Gearbox to Box Frame.....	90
Hitch and Carrier to Tongue.....	8	Gearbox (890-282).....	92
Rotating Square Jack (116-065K).....	10	Agitator Drive (Option).....	94
Rotating Square Hammerblow Jack (890-610).....	12	Small Seeds Jackshaft Drive (Option).....	96
Rotating Square Jack (890-610C).....	14	Small Seeds Drive (Option).....	98
Transport.....	16	Small Seeds Coupler (Option).....	100
Transport Lift and Axle.....	16	Electric Acre Meter.....	102
Transport Tire and Hub.....	20	Openers.....	104
Toolbars.....	22	Coulter (24' Drills S/N C1859- & 30' Drills S/N D2201-).....	104
Boxes.....	24	Coulter (24' Drills S/N C1860+ & 30 Drills S/N D2202+).....	106
Box Frames to Toolbar.....	24	Grease Bank.....	108
Box To Walkboard.....	28	Parallel Arm Opener (S/N D1928- 30' Drills And S/N C1709- 24' Drills).....	110
Weight Bracket (Option).....	30	Parallel Arm Opener (S/N D1928+ 30' Drills And S/N C1709+ 24' Drills).....	114
Seed Level Indicator.....	32	5" & 6" Seed-Lok, (Option).....	116
Lights (S/N C1001-C1732 24' Drills S/N D1001-D1953 30' Drills).....	34	Small Seeds Hose Retainer (Option).....	118
Lights (S/N C1733 - C1939 24ft. Drills S/N D1954 - D2422 30ft. Drills).....	36	Small Seeds Y-Tube Drop (Option).....	120
Lights LED (S/N C1940+ 24ft. Drills S/N D2423+ 30ft. Drills).....	38	Coulter Tine (Option).....	122
Seed Box Agitator (Option).....	40	Press Wheels.....	124
Small Seeds Box (Option).....	42	3" x 14" Peaked Press Wheel (S/N C1657- 24' Drills And S/N D1838- 30' Drills).....	124
24' Small Seeds Box Mounting (Option).....	44	3" x 14" Peaked Press Wheel (S/N C1658+ 24' Drills And S/N D1839+ 30' Drills).....	126
30' Small Seeds Box Mounting (Option).....	46	3" x 13" "V" Crown Press Wheel (S/N C1657- 24' Drills And S/N D1838- 30' Drills).....	128
Metering.....	48	3" x 13" "V" Crown Press Wheel (S/N C1658+ 24' Drills And S/N D1839+ 30' Drills).....	130
Seed Rate Handle.....	48	2" x 13" Smooth Crown Press Wheel (S/N C1657- 24' Drills And S/N D1838- 30' Drills).....	132
Feeder Cup Channel.....	50	2" x 13" Smooth Crown Press Wheel (S/N C1658+ 24' Drills And S/N D1839+ 30' Drills).....	134
Feeder Cup Spacing.....	52	1" x 12" Double Press Wheel.....	136
Feeder Cup Spacing.....	54	Hydraulics.....	138
Feeder Cup Spacing.....	56	Fold Hydraulics (S/N C1692- 24' Drills S/N D1904- 30' Drills).....	138
Shaft Monitor (Option).....	58		
Loup Shaft Monitor (2 Channel 116-282A) (3 Channel 116-283A).....	60		
Small Seeds Metering (Option).....	62		
Drives.....	64		
Drive.....	64		
Drive With Electric Clutch (S/N C1852 + 24' Drills & D2184 + 30' Drills).....	66		
Gauge Wheel Drive (S/N C1692- 24' Drills And D1904- 30' Drills).....	68		

© Copyright 2017 All rights reserved Printed 02/20/17

Great Plains Manufacturing, Inc. provides this publication "as is" without warranty of any kind, either expressed or implied. While every precaution has been taken in the preparation of this manual, Great Plains Manufacturing, Inc. assumes no responsibility for errors or omissions. Neither is any liability assumed for damages resulting from the use of the information contained herein. Great Plains Manufacturing, Inc. reserves the right to revise and improve its products as it sees fit. This publication describes the state of this product at the time of its publication, and may not reflect the product in the future.

Great Plains Manufacturing, Incorporated Trademarks

The following are trademarks of Great Plains Mfg., Inc.: Application Systems, Ausherman, Land Pride, Great Plains

All other brands and product names are trademarks or registered trademarks of their respective holders.

Printed in the United States of America.



Table of Contents (continued)

Fold Hydraulics (S/N C1693+ 24' Drills S/N D1905+ 30' Drills).....	140		
Hydraulic Controls.....	142		
Raise-To-Fold Hydraulics (S/N C1692- 24' Drills S/N D1904- 30' Drills).....	144		
Raise-To-Fold Hydraulics (S/N C1693+ 24' Drills S/N D1905+ 30' Drills).....	146		
Transport Axle and Gauge Wheel Hydraulics.....	148		
Transport Axle And Gauge Wheel Hydraulics (S/N C1692- 24' Drills S/N D1904- 30' Drills).....	150		
Transport Axle And Gauge Wheel Hydraulics (S/N C1693+ 24' Drills S/N D1905+ 30' Drills).....	152		
Delay Valve And Plumbing (S/N C1692- 24' Drills S/N D1904- 30' Drills).....	154		
Transport Lockup Hydraulics.....	156		
Depth Stop.....	158		
Depth Stop.....	160		
Midway Hydraulic Cylinder (810-123C).....	162		
Midway Hydraulic Cylinder (810-201C).....	164		
Midway Hydraulic Cylinder (810-215C).....	166		
Midway Hydraulic Cylinder (810-216C).....	168		
Midway Hydraulic Cylinder (810-217C).....	170		
Midway Hydraulic Cylinder (810-218C).....	172		
Midway Hydraulic Cylinder (810-219C).....	174		
Midway Hydraulic Cylinder (810-220C).....	176		
Midway Hydraulic Cylinder (810-221C).....	178		
Midway Hydraulic Cylinder (810-222C).....	180		
Hydraulic Cylinder (810-240C).....	182		
Midway Hydraulic Cylinder (810-392C).....	184		
Midway Hydraulic Cylinder (810-393C).....	186		
Midway Hydraulic Cylinder (810-394C).....	188		
Midway Hydraulic Cylinder (810-395C).....	190		
Hydraulic Shut-off Valve (810-084C).....	192		
Stroke Control Valve (810-445C).....	194		
Valve Manifold (810-237C).....	196		
Seal Kits for Depth Control Valve.....	198		
Decals.....	200		
Decal Placement.....	200		
Small Seeds Decal Placement (Option).....	202		
Markers.....	204		
30' Drill Flat Fold Marker.....	204		
24' Drill Flat Fold Marker.....	206		
Marker Disk and Bearings.....	208		
Single Marker Hydraulics.....	210		
Dual Marker Hydraulics.....	212		
Midway Hydraulic Cylinder (810-118C).....	214		
Marker Sequence Valve (810-197C).....	216		
Harrows.....	218		
Harrow.....	218		
Drill Boom.....	220		
Drill Boom Mounting.....	220		
Drill Boom Plumbing.....	222		
Ball Valve.....	224		
Spraying Systems Check Valve (829-089C).....	226		
Miscellaneous.....	228		
Auxiliary Axle.....	228		
			Part Number Index.....230



Alphabetized Table of Contents

Selected Models

<p style="text-align: center;">1</p> <p>1" x 12" Double Press Wheel.....136</p> <p style="text-align: center;">2</p> <p>2" x 13" Smooth Crown Press Wheel (S/N C1657- 24' Drills And S/N D1838- 30' Drills).....132</p> <p>2" x 13" Smooth Crown Press Wheel (S/N C1658+ 24' Drills And S/N D1839+ 30' Drills).....134</p> <p>24' Drill Flat Fold Marker.....206</p> <p>24' Small Seeds Box Mounting (Option).....44</p> <p style="text-align: center;">3</p> <p>3" x 13" "V" Crown Press Wheel (S/N C1657- 24' Drills And S/N D1838- 30' Drills).....128</p> <p>3" x 13" "V" Crown Press Wheel (S/N C1658+ 24' Drills And S/N D1839+ 30' Drills).....130</p> <p>3" x 14" Peaked Press Wheel (S/N C1657- 24' Drills And S/N D1838- 30' Drills).....124</p> <p>3" x 14" Peaked Press Wheel (S/N C1658+ 24' Drills And S/N D1839+ 30' Drills).....126</p> <p>30' Drill Flat Fold Marker.....204</p> <p>30' Small Seeds Box Mounting (Option).....46</p> <p style="text-align: center;">5</p> <p>5" & 6" Seed-Lok, (Option).....116</p> <p style="text-align: center;">A</p> <p>Agitator Drive (Option).....94</p> <p>Auxiliary Axle.....228</p> <p style="text-align: center;">B</p> <p>Ball Valve.....224</p> <p>Box Frames to Toolbar.....24</p> <p>Box To Walkboard.....28</p> <p style="text-align: center;">C</p> <p>Coulter (24' Drills S/N C1859- & 30' Drills S/N D2201-)...104</p> <p>Coulter (24' Drills S/N C1860+ & 30 Drills S/N D2202+)..106</p> <p>Coulter Tine (Option).....122</p> <p style="text-align: center;">D</p> <p>Decal Placement.....200</p> <p>Delay Valve And Plumbing (S/N C1692- 24' Drills S/N D1904- 30' Drills).....154</p> <p>Depth Stop.....158</p> <p>Drill Boom Mounting.....220</p> <p>Drill Boom Plumbing.....222</p> <p>Drive.....64</p> <p>Drive With Electric Clutch (S/N C1852 + 24' Drills & D2184 + 30' Drills).....66</p> <p>Dual Marker Hydraulics.....212</p> <p style="text-align: center;">E</p> <p>Electric Acre Meter.....102</p>	<p>Electric Clutch Console & Harness.....76</p> <p style="text-align: center;">F</p> <p>Feeder Cup Channel.....50</p> <p>Feeder Cup Spacing.....52</p> <p>Fold Hydraulics (S/N C1692- 24' Drills S/N D1904- 30' Drills).....138</p> <p>Fold Hydraulics (S/N C1693+ 24' Drills S/N D1905+ 30' Drills).....140</p> <p style="text-align: center;">G</p> <p>Gauge Wheel (Continued).....84</p> <p>Gauge Wheel (S/N C1692- 24' Drills And D1904- 30' Drills).....80</p> <p>Gauge Wheel (S/N C1693+ 24' Drills And D1905+ 30' Drills).....82</p> <p>Gauge Wheel Drive (S/N C1692- 24' Drills And D1904- 30' Drills).....68</p> <p>Gauge Wheel Drive (S/N C1693- C1851 24' Drills And S/N D1905- D2183 30' Drills).....70</p> <p>Gauge Wheel Drive (S/N C1852 - C1865 24' Drills & D2184 - D2218 30' Drills).....72</p> <p>Gauge Wheel Drive (S/N C1866+ 24' Drills & D2219+ 30' Drills).....74</p> <p>Gauge Wheel Mud Guard.....88</p> <p>Gearbox (890-282).....92</p> <p>Gearbox to Box Frame.....90</p> <p>Grease Bank.....108</p> <p style="text-align: center;">H</p> <p>Harrow.....218</p> <p>Hitch and Carrier to Tongue.....8</p> <p>Hydraulic Controls.....142</p> <p>Hydraulic Cylinder (810-240C).....182</p> <p>Hydraulic Shut-off Valve (810-084C).....192</p> <p style="text-align: center;">J</p> <p>Jaw Clutch With Zerks.....78</p> <p style="text-align: center;">L</p> <p>Lights (S/N C1001-C1732 24' Drills S/N D1001-D1953 30' Drills).....34</p> <p>Lights (S/N C1733 - C1939 24ft. Drills S/N D1954 - D2422 30ft. Drills).....36</p> <p>Lights LED (S/N C1940+ 24ft. Drills S/N D2423+ 30ft. Drills).....38</p> <p>Loup Shaft Monitor (2 Channel 116-282A) (3 Channel 116-283A).....60</p> <p style="text-align: center;">M</p> <p>Marker Disk and Bearings.....208</p> <p>Marker Sequence Valve (810-197C).....216</p> <p>Midway Hydraulic Cylinder (810-118C).....214</p> <p>Midway Hydraulic Cylinder (810-123C).....162</p> <p>Midway Hydraulic Cylinder (810-201C).....164</p> <p>Midway Hydraulic Cylinder (810-215C).....166</p> <p>Midway Hydraulic Cylinder (810-216C).....168</p>
---	--



Alphabetized Table of Contents (continued)

Midway Hydraulic Cylinder (810-217C).....170
 Midway Hydraulic Cylinder (810-218C).....172
 Midway Hydraulic Cylinder (810-219C).....174
 Midway Hydraulic Cylinder (810-220C).....176
 Midway Hydraulic Cylinder (810-221C).....178
 Midway Hydraulic Cylinder (810-222C).....180
 Midway Hydraulic Cylinder (810-392C).....184
 Midway Hydraulic Cylinder (810-393C).....186
 Midway Hydraulic Cylinder (810-394C).....188
 Midway Hydraulic Cylinder (810-395C).....190

W

Weight Bracket (Option).....30

P

Parallel Arm Opener (S/N D1928+ 30' Drills And S/N
 C1709+ 24' Drills).....114
 Parallel Arm Opener (S/N D1928- 30' Drills And S/N
 C1709- 24' Drills).....110

R

Raise-To-Fold Hydraulics (S/N C1692- 24' Drills S/N
 D1904- 30' Drills).....144
 Raise-To-Fold Hydraulics (S/N C1693+ 24' Drills S/N
 D1905+ 30' Drills).....146
 Rotating Square Hammerblow Jack (890-610).....12
 Rotating Square Jack (116-065K).....10
 Rotating Square Jack (890-610C).....14

S

Seal Kits for Depth Control Valve.....198
 Seed Box Agitator (Option).....40
 Seed Level Indicator.....32
 Seed Rate Handle.....48
 Shaft Monitor (Option).....58
 Single Marker Hydraulics.....210
 Small Seeds Box (Option).....42
 Small Seeds Coupler (Option).....100
 Small Seeds Decal Placement (Option).....202
 Small Seeds Drive (Option).....98
 Small Seeds Hose Retainer (Option).....118
 Small Seeds Jackshaft Drive (Option).....96
 Small Seeds Metering (Option).....62
 Small Seeds Y-Tube Drop (Option).....120
 Spraying Systems Check Valve (829-089C).....226
 Stroke Control Valve (810-445C).....194

T

Toolbars.....22
 Transport Axle and Gauge Wheel Hydraulics.....148
 Transport Axle And Gauge Wheel Hydraulics (S/N C1692-
 24' Drills S/N D1904- 30' Drills).....150
 Transport Axle And Gauge Wheel Hydraulics (S/N C1693+
 24' Drills S/N D1905+ 30' Drills).....152
 Transport Lift and Axle.....16
 Transport Lockup Hydraulics.....156
 Transport Tire and Hub.....20

V

Valve Manifold (810-237C).....196



General Information

Using This Manual

This manual is divided into sections. The first section contains General Information, a Table of Contents, an Alphabetical Page Index, and a Part Number Index. The remaining sections divide the machine into segments (i.e. Frames, Drives, Hydraulics, etc.) which illustrate and list all parts.

The Great Plains parts in this manual are specially designed for this machine and should be replaced with Great Plains parts only.

The information in this manual is current at printing. Some parts may change to assure top performance.

Right-hand and left-hand as used in this manual are determined by facing the direction the machine will travel while in use.

Below is an example of two facing pages from a parts manual. Familiarize yourself with the contents of these pages.

Manual Replacement Information

Replacement manuals are available. Refer to your dealer or the Great Plains Publications Catalog for additional information.

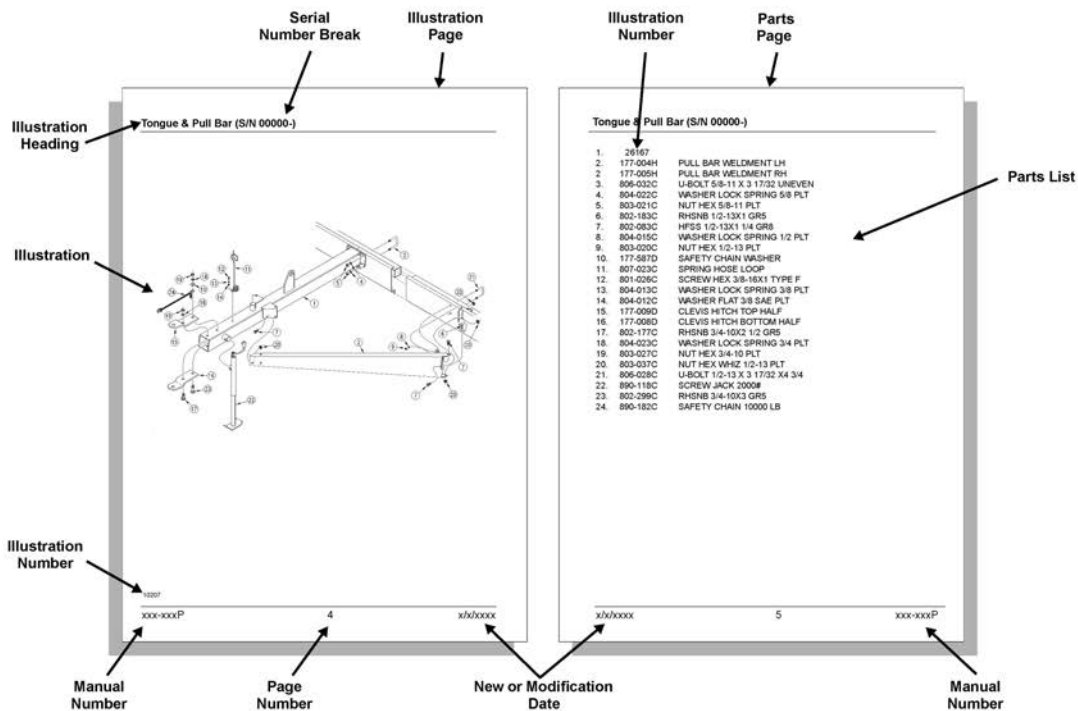
Manual Revisions

When this manual is revised, the modification date is printed on the front cover and on the revised page(s).

Touch-up Paint

Repaint parts where paint is worn or scratched to prevent rust. Aerosol touch-up paint is available. To order use Great Plains parts numbers below:

GP Green	821-001C
GP Black	821-002C
GP Beige	821-003C
GP Buckskin	821-004C



Hardware Legend

AR	As Required
BLADE	Blade Bolt
C	Cap Screw
CP	Cotter Pin
CPHSSS	Cup Point Hex Socket Set Screw
CPSHSS	Cup Point Square Head Set Screw
CPSQHSS	Cup Point Square Head Set Screw
CRFCHMS	Cross Recess Flat Countersunk Head Mach. Screw
CRPHMS	Cross Recess Pan Head Machine Screw
CRPHTFS	Cross Recess Pan Head Thread Forming
CRRHMS	Cross Recess Round Head Machine Screw
CRTHMS	Cross Recess Truss Head Machine Screw
CSNB	Countersunk Square Neck Bolt
FHMS	Flat Head Machine Screw
FTC	Full Thread Cap Screw
H	Hex Nut
HCLN	Hex Center Lock Nut
HFLCS	Hex Flange Lock Cap Screw
HFS	Hex Flange Screw
HFSLN	Hex Flange Serrated Lock Nut
HFSS	Hex Flange Serrated Screw
HHCS	Hex Head Cap Screw or Metric Bolt
HSBHCS	Hex Socket Button Head Cap Screw
HSFCHCS	Hex Socket Flat Countersunk Head Cap Screw
HSHCS	Hex Socket Head Cap Screw
HSSS	Hex Socket Head Screw
HTLN	Hex Top Lock Nut
HWHCS	Hex Washer Head Cap Screw

HWHMS	Hex Washer Head Machine Screw
HXBHCS	Hex Socket Button Head Cap Screw
J	Hex Jam Nut
JIC	37 Degree Tapered Thread
L	Helical Spring Lock Washer
LUG	Lug Bolt
NFC	National Fine Cap Screw
NPSM	National Pipe Straight Mechanical
NPTF	National Pipe Taper Fuel
P	Wide Plain Washer
PHMS	Pan Head Machine Screw
PLOW	Plow Bolt
RHMS	Round Head Machine Screw
RHSNB	Round Head Square Neck Bolt
SCREW LEVELING	Leveling Screw
SCREW THUMB	Thumb Screw
SCREW WELD	Weld Screw
SFCHMS	Slotted Flat Countersunk Head Machine Screw
SFHMS	Slotted Fillister Head Machine Screw
SP	Special
SP SCREW	Special Screw
SQHSS	Square Head Set Screw
SRHMS	Slotted Round Head Machine Screw
SSS	Socket Set Screw
STCS	Self Tapping Cap Screw
STHMS	Slotted Truss Head Machine Screw
WHEEL	Wheel Studs and Hub Long Bolts
WING	Wing Bolt

Replacement Hardware

The **Hardware Legend** above lists hardware abbreviations used in the parts lists. All bolts and nuts are grade 5 unless otherwise noted. The use of improper grades of hardware can result in personal injury, damage to equipment, or loss of property.

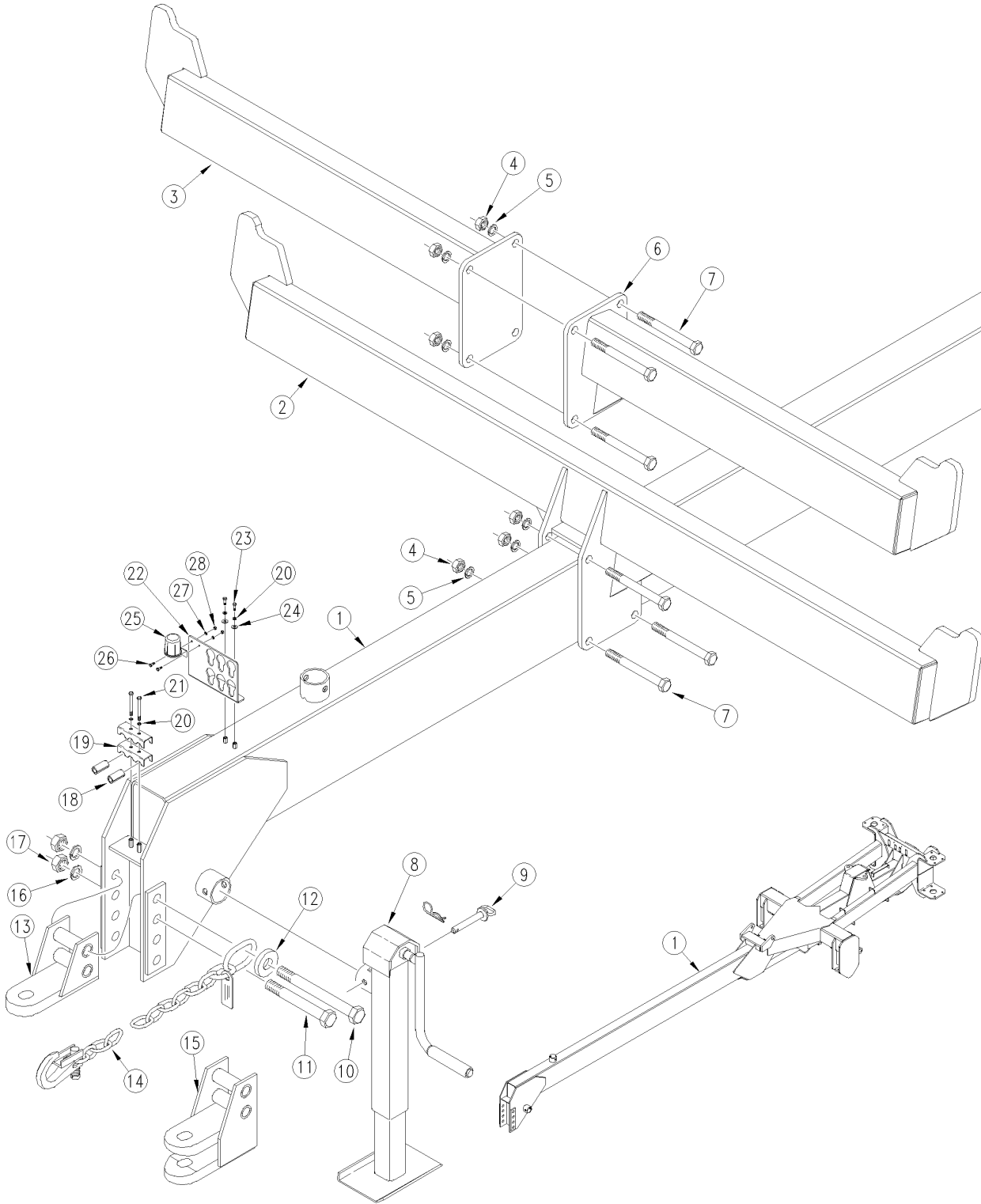
Serial Numbers

Always use the serial and model number when ordering parts. Refer to the operator's manual for serial number plate location.

- (S/N 20001+ or S/N 20001 and above) Includes serial numbers 20001 and above (to the latest number)
- (S/N 10001+→20000) Includes serial numbers between 10000 and 20001
- (S/N 10000- or S/N 10000 and below) Includes serial numbers 10000 and below (to the earliest number)

Hitch and Carrier to Tongue

(Applies to 2N-2410 (1995+), 2N-3010 (1995+) only)



14456

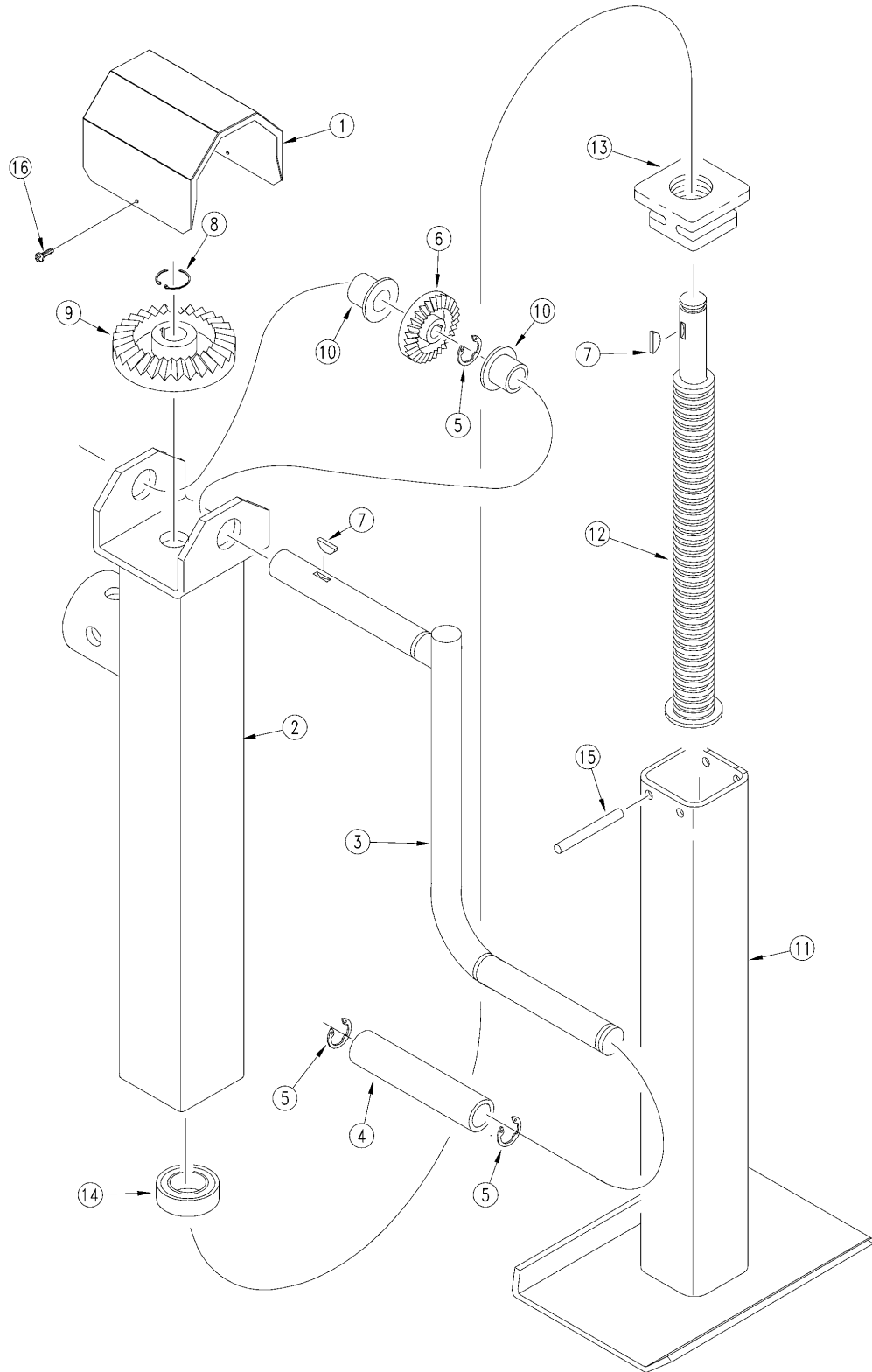
Hitch and Carrier to Tongue

(Applies to 2N-2410 (1995+), 2N-3010 (1995+) only)

Ref	Part No.	Part Description	Comments	Revision
	dwg14456	Image No.		
1.	196-130H	30' TONGUE AND MAIN FRAME WELD		
1.	196-131H	24' TONGUE AND MAIN FRAME WELD		
2.	196-132H	RPBY 196-196H & 196-197H	(S/N D1888-)	
3.	196-197H	30' RH TRANSPORT REST	(S/N D1889+)	
3.	196-134H	24' RH TRANSPORT REST WELDMENT		
4.	803-031C	NUT HEX 1-8 PLT		
5.	804-027C	WASHER LOCK SPRING 1 PLT		
6.	196-196H	30' LH TRANSPORT REST	(S/N D1889+)	
6.	196-133H	24' LH TRANSPORT REST WELDMENT		
7.	802-110C	HHCS 1-8X9 GR5		
8.	890-610C	SQ TB JACK 10000 LB 10 STROKE	Refer to page 2-7 for breakdown.	2nd Revision
8.	116-065K	RPBY 890-610C	Refer to page 2-3 for breakdown.	1st Revision
9.	805-081C	PIN HITCH 3/4 X 4 3/8		
10.	802-317C	HHCS 1 1/4-7X11 GR5 SPTH		
11.	802-166C	HHCS 1 1/4-7X9 1/2 GR5 SPTH		
12.	194-070D	SAFETY CHAIN WASHER		
13.	170-033H	SINGLE HITCH STRAP-LARGE		
14.	890-184C	SAFETY CHAIN 30000 LB		
14.	890-183C	SAFETY CHAIN 20000 LB		
15.	196-136H	CLEVIS HITCH WELDMENT		
16.	804-030C	WASHER LOCK 1 1/4 SPRING PLT		
17.	803-034C	NUT HEX 1 1/4-7 PLT		
18.	113-370D	1/4 MARKER HYD HOSE GUARD		
19.	196-112D	RPBY 196-146D		
20.	804-009C	WASHER LOCK SPRING 5/16 PLT		
21.	802-172C	HHCS 5/16-18X2 1/2 GR5		2nd Revision
21.	802-138C	HHCS 5/16-18X2 1/4 GR5		1st Revision
22.	196-998D	7-PIN CONNECTOR & HOSE HOLDER		
23.	802-159C	HHCS 5/16-18X1 GR5		
24.	804-010C	WASHER FLAT 5/16 USS PLT		
25.	833-492C	7-PIN CONNECTOR HOLDER		
26.	802-004C	HHCS 1/4-20X3/4 GR5		
27.	804-006C	WASHER LOCK SPRING 1/4 PLT		
28.	803-006C	NUT HEX 1/4-20 PLT		

Rotating Square Jack (116-065K)

(Applies to 2N-2410 (1995+), 2N-3010 (1995+) only)



10510

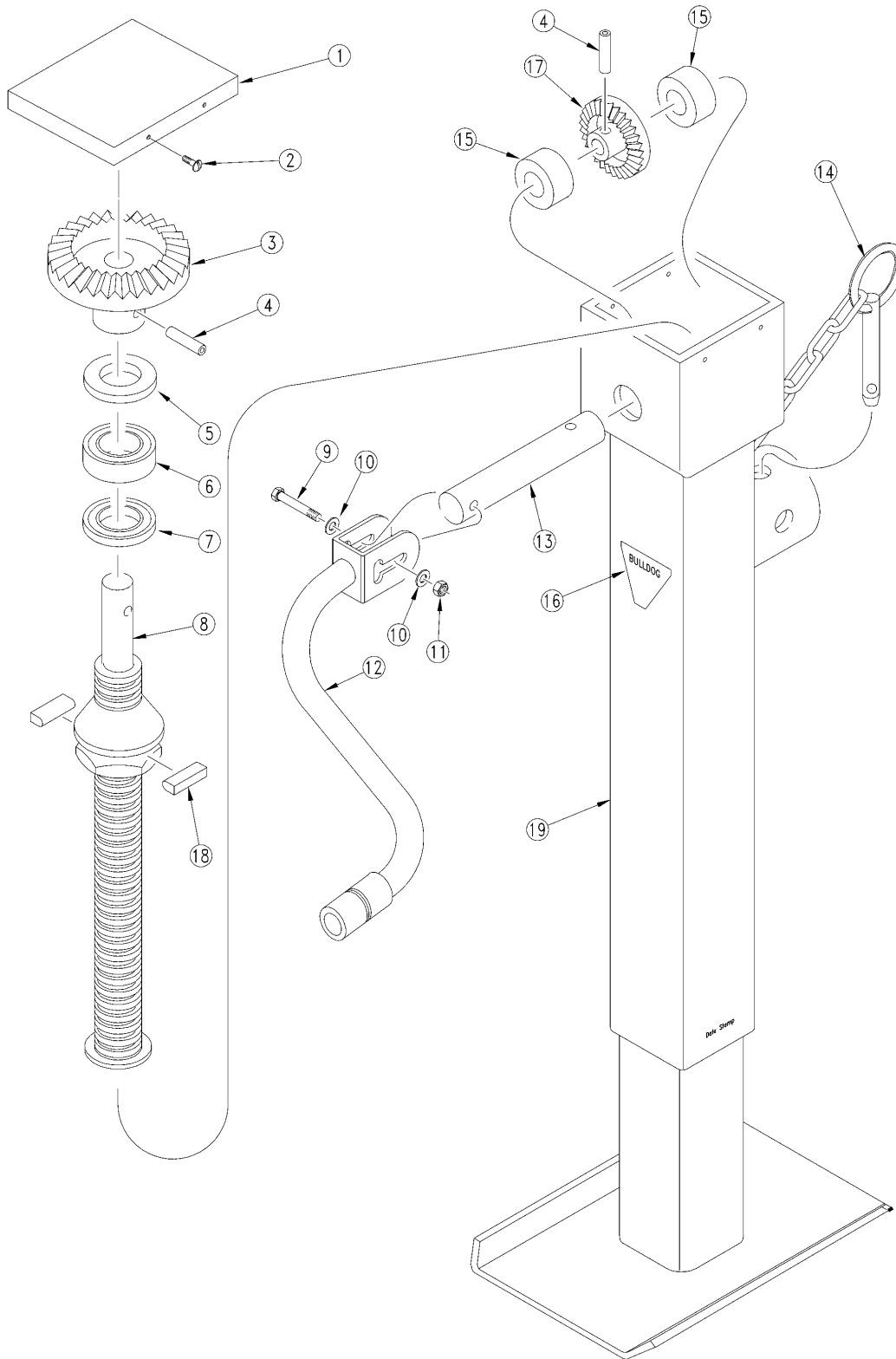
Rotating Square Jack (116-065K)

(Applies to 2N-2410 (1995+), 2N-3010 (1995+) only)

Ref	Part No.	Part Description	Comments	Revision
	dwg10510	Image No.		
1.	116-069D	JACK LID		
2.	116-061H	ROTATING JACK HOUSING		
3.	116-042H	ROTATING JACK CRANK HANDLE		
4.	116-068D	JACK CRANK HAND GRIP		
5.	800-042C	EXTERNAL E RING 3/4 I.D.		
6.	116-064D	BEVEL GEAR 30T 7 PITCH 63.4 PA		
7.	800-046C	WOODRUFF KEY #606		
8.	800-015C	SNAP RING EXT .750 .078 T		
9.	116-065D	BEVEL GEAR 15T 7 PITCH 26.6 PA		
10.	116-066D	JACK CRANK BUSHING		
11.	116-037H	JACK LEG WITH FOOT		
12.	116-038H	JACK SCREW WITH STOP		
13.	116-055D	JACK NUT		
14.	822-055C	BRG THST .75IDX1.65ODX.54T BND		
15.	116-062D	JACK NUT PIN		
16.	801-052C	SCR P.H. 8X3/8 TYPEB THD FORM		

Rotating Square Hammerblow Jack (890-610)

(Applies to 2N-2410 (1995+), 2N-3010 (1995+) only)



20213

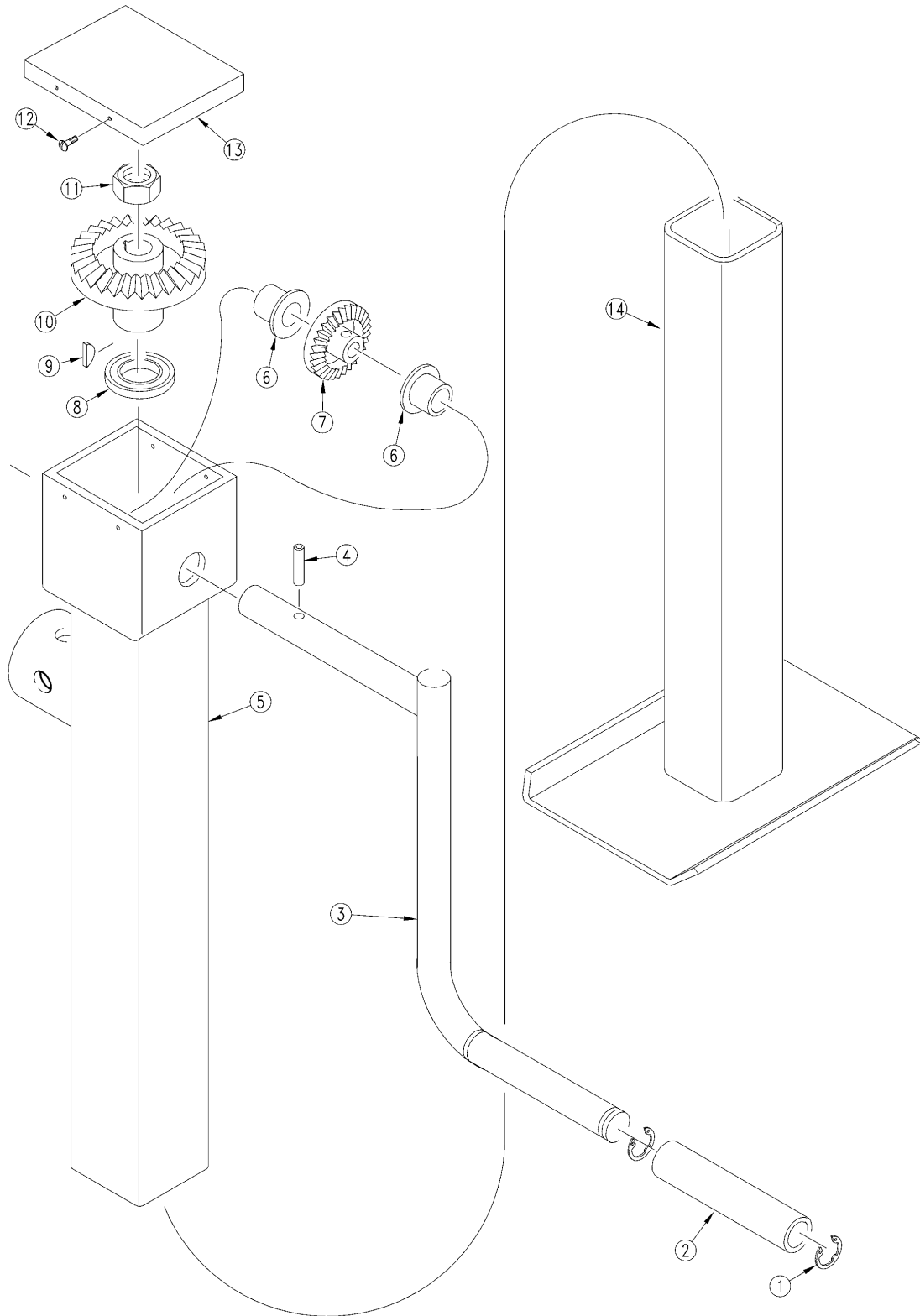
Rotating Square Hammerblow Jack (890-610)

(Applies to 2N-2410 (1995+), 2N-3010 (1995+) only)

Ref	Part No.	Part Description	Comments	Revision
	dwg20213	Image No.		
1.	HB-017802	HB VIKING COVER		
2.	HB-017806	HB COVER SCREW		
3.	HB-020023	HB BEVEL GEAR		
4.	HB-009062	HB GROOVE PIN .25 X 1.5		
5.	HB-016053	HB WEAR PLATE		
6.	HB-001015	HB THRUST BEARING		
7.	HB-016048	HB BEARING SEAT		
8.	HB-712368	HB SCREW & NUT ASSY	After 5/1/2003	
8.	HB-712205	HB SCREW & NUT ASSY	Before 5/1/2003	
9.	802-114C	HHCS 3/8-16X2 1/2 GR5		
10.	825-002C	WASHER FLAT 3/8		
11.	803-013C	NUT LOCK 3/8-16 PLT		
12.	HB-701213	HB CRANK, NARROW CLEVIS 90DEG		
13.	HB-006125	HB CROSS SHAFT		
14.	HB-701438	HB PIN & CHAIN ASSY		
15.	HB-017012	HB BEARING SLEEVE		
16.	HB-015796	HB BULLDOG 12000LB LABEL		
17.	HB-020022	HB BEVEL GEAR PINION		
18.	HB-009148	HB RETAINING PIN	After 5/1/2003	
18.	HB-009052	HB RETAINING PIN	Before 5/1/2003	
19.	890-610C	SQ TB JACK 10000 LB 10 STROKE	Must Order Complete Jack	

Rotating Square Jack (890-610C)

(Applies to 2N-2410 (1995+), 2N-3010 (1995+) only)



13324

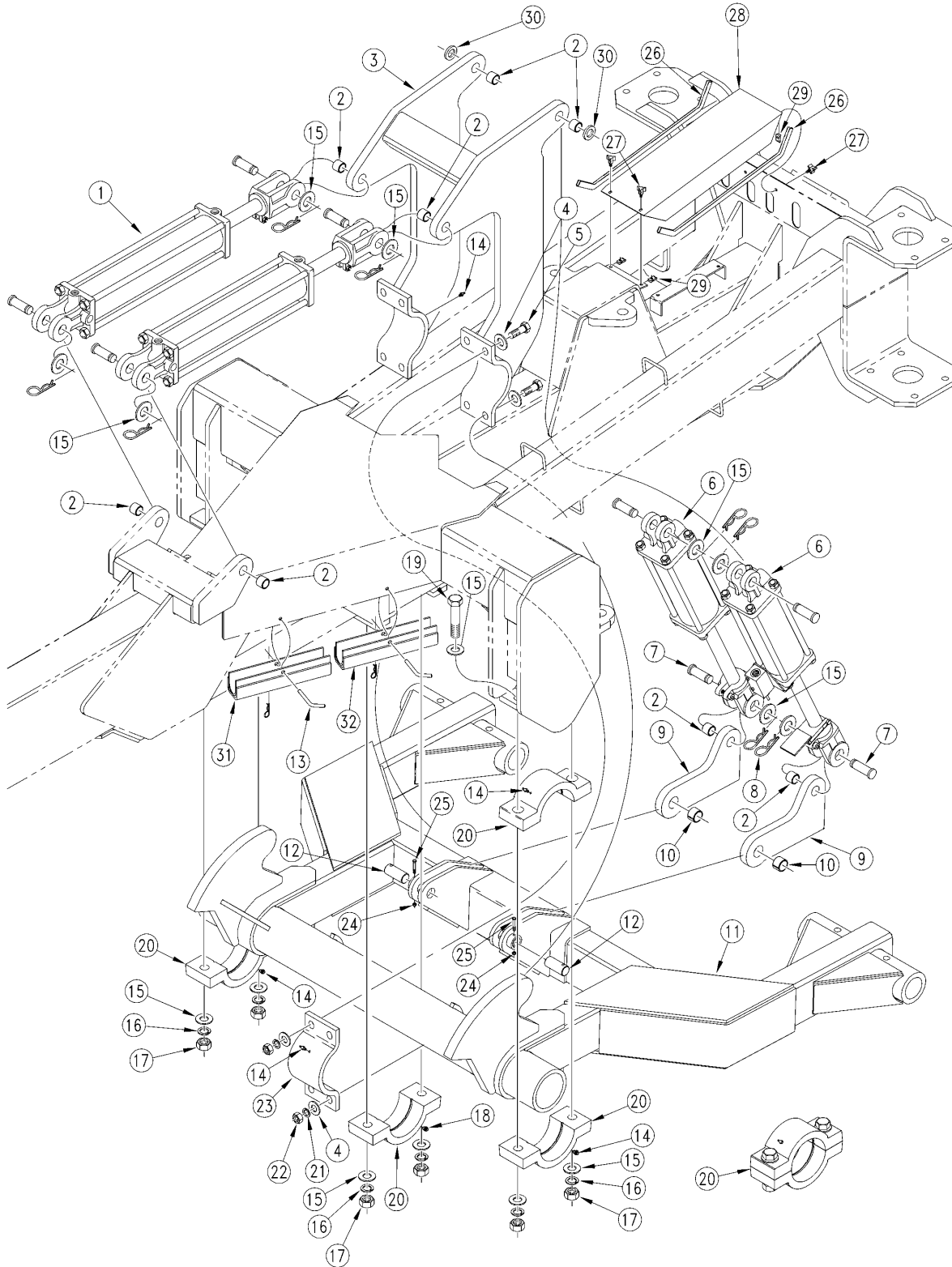
Rotating Square Jack (890-610C)

(Applies to 2N-2410 (1995+), 2N-3010 (1995+) only)

Ref	Part No.	Part Description	Comments	Revision
	dwg13324	Image No.		
1.	10-80054	BUTLER GRIP CLIP		
2.	2H-30081	BUTLER PVC GRIP		
3.	2H-30080	BUTLER CRANK ASSEMBLY		
4.	10-80147	BUTLER GROOVE PIN		
5.	2H-200GP	BUTLER GEAR BOX		
6.	10-70020	BUTLER BUSHING		
7.	10-50058	BUTLER PINION GEAR		
8.	10-80012	BUTLER THRUST BEARING		
9.	800-046C	WOODRUFF KEY #606		
10.	10-50057	BUTLER BEVEL GEAR		
11.	10-80028	7/8-14 LOCKNUT PLATED.		
12.	801-052C	SCR P.H. 8X3/8 TYPEB THD FORM		
13.	20-20028	RPBY 10-20501		
14.	2H-300GP	OBSOLETE BUTLER INNER LEG ASBY		

Transport Lift and Axle

(Applies to 2N-2410 (1995+), 2N-3010 (1995+) only)



14457

Transport Lift and Axle

(Applies to 2N-2410 (1995+), 2N-3010 (1995+) only)

Ref	Part No.	Part Description	Comments	Revision
	dwg14457	Image No.		
1.	810-215C	CYL 4.5X16X1.5 ROD (TIE ROD)	Refer to "Drill Raise-To-Fold Midway Hydraulic Cylinder 30' (810-215C)" for breakdown.	
1.	810-216C	CYL 4X16X1.5 ROD (TIE ROD)	Refer to "Drill Raise-To-Fold Midway Hydraulic Cylinder 24' (810-216C)" for breakdown.	
2.	890-005C	BUSHING CYL 1 1/4 X 1 X 1		
3.	196-128H	TRANSPORT LIFT WELDMENT		
4.	804-025C	WASHER FLAT 3/4 SAE PLT		
5.	802-212C	HHCS 3/4-10X2 1/2 GR5		
6.	810-393C	HYD CYL REP 4 1/2 X 12 X 2 ROD	For 3020 drills. (S/N D2107, D2109 and D2110+) Refer to "Drill Transport Axle Midway Hydraulic Cylinder 30' (890-393C)" for breakdown.	Rev. 3
6.	810-392C	HYD CYL 4 1/4 X 12 X 2 ROD	For 2420 drills. (S/N C1824+) Refer to "Drill Transport Axle Midway Hydraulic Cylinder 24' (810-392C)" for breakdown.	Rev. 3
6.	810-221C	CYL REP 4.25X12X1.5 ROD (TIE)	Refer to "Drill Transport Axle Midway Hydraulic Cylinder 24' (810-221C)" for breakdown.	Rev. 2
6.	810-218C	CYL REP 4.5X12X1.5 ROD (TIE)	Refer to "Drill Transport Axle Midway Hydraulic Cylinder 30' (810-218C)" for breakdown.	
7.	805-239C	PIN CLEVIS 1 X 3 5/16 HRD PLT		
8.	805-017C	PIN COTTER 3/16 X 1 3/4 PLT		
9.	196-414D	TRANSPORT AXLE CYLINDER LUG	Used with 196-199H. S/N C1693+ on 24' Drills and S/N D1905+ on 30' Drills	Rev. 3
9.	196-292D	AXLE LUG	Used with 196-129H. S/N C1692- 24' Drills and S/N D1904- 30' Drills	Rev. 2
10.	890-011C	BUSHING SPINDLE 1 1/2X1 1/4X1		
11.	196-199H	TRANSPORT AXLE WELDMENT	S/NC1693+ on 24' Drills and S/N D1905+ on 30' Drills	Rev. 2 is not interchangeable w/rev. 1
11.	196-129H	RPBY 196-199H & 2 196-414D	S/N C1692- 24' Drills and S/N D1904- 30' Drills replaced by 196-199H and two of 196-414D	Rev. 1
12.	181-038D	FLEX LINK PIVOTPIN 1 1/4X2 7/8		
13.	805-001C	PIN 3/8 X 3 USABLE LW/PIN	Formerly 805-152C	
14.	800-001C	GREASE ZERK STRAIGHT 1/4-28		
15.	804-029C	WASHER FLAT 1 SAE		
16.	804-027C	WASHER LOCK SPRING 1 PLT		
17.	803-031C	NUT HEX 1-8 PLT		
18.	800-058C	GREASE ZERK 1/4-28 X 45-DEG		
19.	802-205C	HHCS 1-8X5 1/2 GR5		
20.	196-146K	ROCKSHAFT BRG ASSY	Includes items 14 & part number 196-145V	
20.	196-145V	ROCKSHAFT BRG SUB ASSY	Includes items 13; 15; 16; 17 & 19	
21.	804-023C	WASHER LOCK SPRING 3/4 PLT		
22.	803-027C	NUT HEX 3/4-10 PLT		
23.	196-248D	2SNT AXLE TOP HALF BAND		
24.	803-007C	NUT LOCK 1/4-20 PLT		
25.	802-152C	HHCS 1/4-20X2 GR5		
26.	816-004C	VINYL SEAL 3/8 X 1/2 (PER FT)		
27.	817-192C	KNOB 3 PRONG 1/4-20 X 1/2 LG		
28.	196-357D	HYDRAULIC VALVE COVER		
29.	800-163C	CLIP U-TYPE NUT 1/4-20 SLF-RET		
30.	161-126D	CYLINDER SPACER BUSHING		
31.	196-177H	CYLINDER LOCK CHANNEL-1 1/2X12		

Transport Lift and Axle (continued)

(Applies to 2N-2410 (1995+), 2N-3010 (1995+) only)

Ref	Part No.	Part Description	Comments	Revision
32.	196-213H	2" TRANSPORT CYLINDER LOCK		

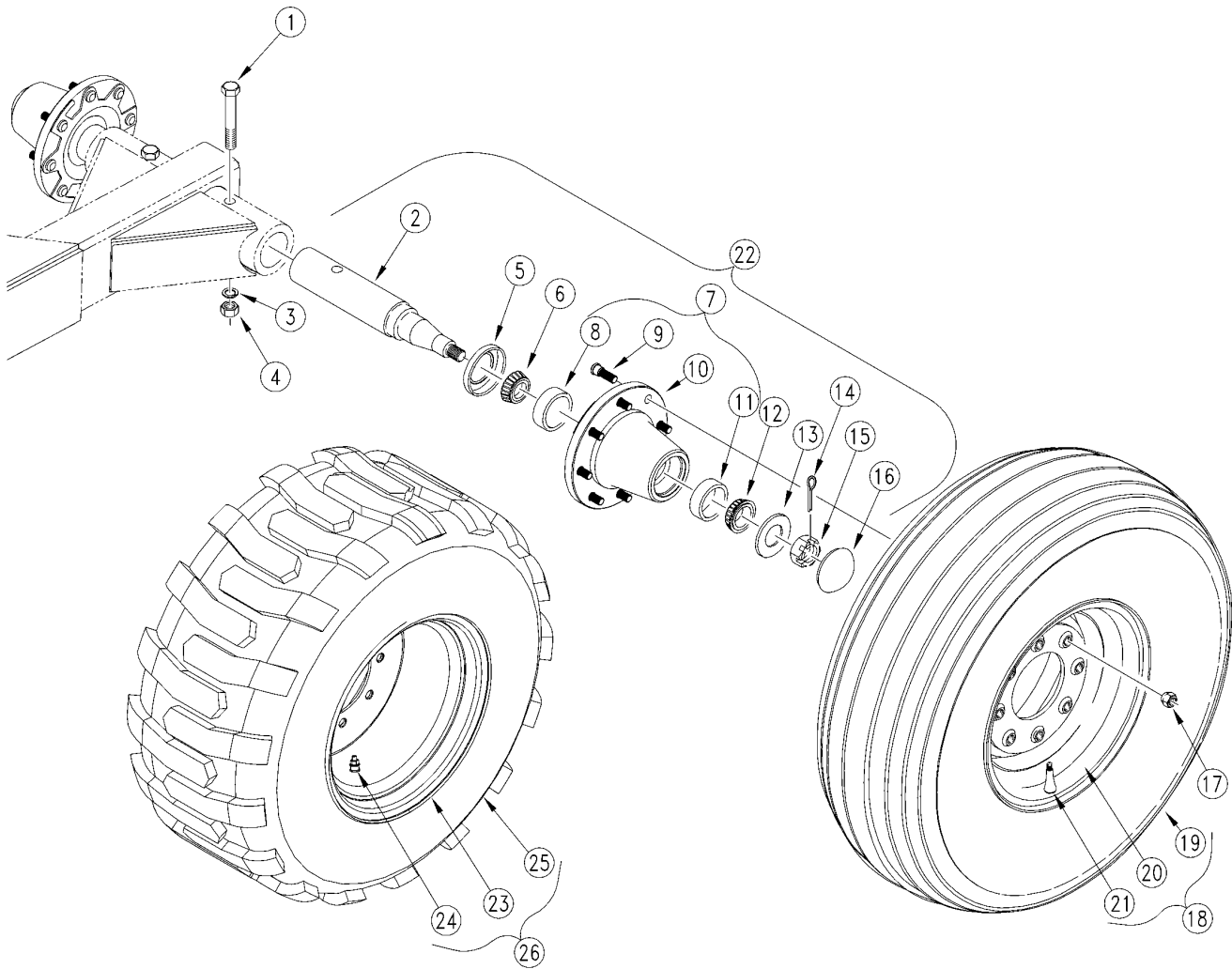
Transport Lift and Axle (continued)

(Applies to 2N-2410 (1995+), 2N-3010 (1995+) only)

This Page Intentionally Left Blank

Transport Tire and Hub

(Applies to 2N-2410 (1995+), 2N-3010 (1995+) only)



21551

Transport Tire and Hub

(Applies to 2N-2410 (1995+), 2N-3010 (1995+) only)

Ref	Part No.	Part Description	Comments	Revision
	dwg21551	Image No.		
1.	802-069C	HHCS 3/4-10X5 GR5		
2.	815-099C	SPINDLE SGL 2.73X15.97		
2.	196-299D	TRANSAXLE SPINDLE		
3.	804-023C	WASHER LOCK SPRING 3/4 PLT		
4.	803-027C	NUT HEX 3/4-10 PLT		
5.	816-019C	8-BOLT HUB SEAL		
6.	822-036C	BEARING CONE #3780		
7.	815-101C	HUB 8 BOLT 5790# W/CUPS&STUDS		
7.	200-008S	8-BOLT HUB W/CUPS & STUDS		
8.	822-037C	BEARING CUP #3720		
9.	802-182C	HUB STUD 5/8-18X2 3/8 GR5		
10.	200-006D	8-BOLT WHEEL HUB MACH		
11.	822-039C	BEARING CUP #2720		
12.	822-038C	BEARING CONE #2790		
13.	181-064D	7/8 SPINDLE WASHER, HARDENED		
13.	804-055C	WASHER SPINDLE - 7/8		
14.	805-016C	PIN COTTER 3/16 X 1 1/4 PLT		
15.	803-029C	NUT HEX SLOTTED 7/8-14 PLT		
16.	P502001	GREASE CAP		
17.	803-219C	NUT LUG 5/8-18 X 90 DEG PLT		
18.	196-208K	TITAN 12L-15 20 PLY 8 BOLT	(2N-2410 S/N C1962-)(2N-3010 S/N D2455-)	
18.	196-541K	TITAN 12.5L-15 20PLY 8BLT BKSN	(2N-2410 S/N C1963+)(2N-3010 S/N D2456+)	
19.	814-177C	TIRE TITAN 12.5L-15 20 PLY		
19.	814-103C	REPLACED BY 814-177C		
20.	814-104C	WHEEL 15 x 10 x 8 BOLT	(2N-2410 S/N C1962-)(2N-3010 S/N D2455-)	
20.	814-553C	WHEEL 15X10 8 BOLT BUCKSKIN	(2N-2410 S/N C1963+)(2N-3010 S/N D2456+)	
21.	816-035C	VALVE STEM TR415X.625X1 1/4 LG		
22.	815-103C	HUB & SPINDLE ASY 8 BOLT 5790#		
22.	815-100C	SPINDLE ASSY SGL 2.73X15.97		
23.	814-208C	RIM 16.5X12, 8 BLT 6 PILT 8 BC	(2N-2410 S/N C1962-)(2N-3010 S/N D2455-)	
23.	814-549C	RIM16.5X12 8BLT 6PILT 8BC BKSN	(2N-2410 S/N C1963+)(2N-3010 S/N D2456+)	
24.	814-210C	VALVE STEM METAL TR-575 TUBLES		
25.	814-206C	TIRE SKID ST 395/55B16.5 NHS		
26.	196-272K	RH TIRE/RIM 395/55B16.5 SKID 8	(2N-2410 S/N C1962-)(2N-3010 S/N D2455-)	
26.	196-539K	RH TIRE/RIM395/55B16.5SKID8 BK	(2N-2410 S/N C1963+)(2N-3010 S/N D2456+)	
26.	196-273K	LH TIRE/RIM 395/55B16.5 SKID 8	(2N-2410 S/N C1962-)(2N-3010 S/N D2455-)	
26.	196-540K	LH TIRE/RIM395/55B16.5SKID8 BK	(2N-2410 S/N C1963+)(2N-3010 S/N D2456+)	

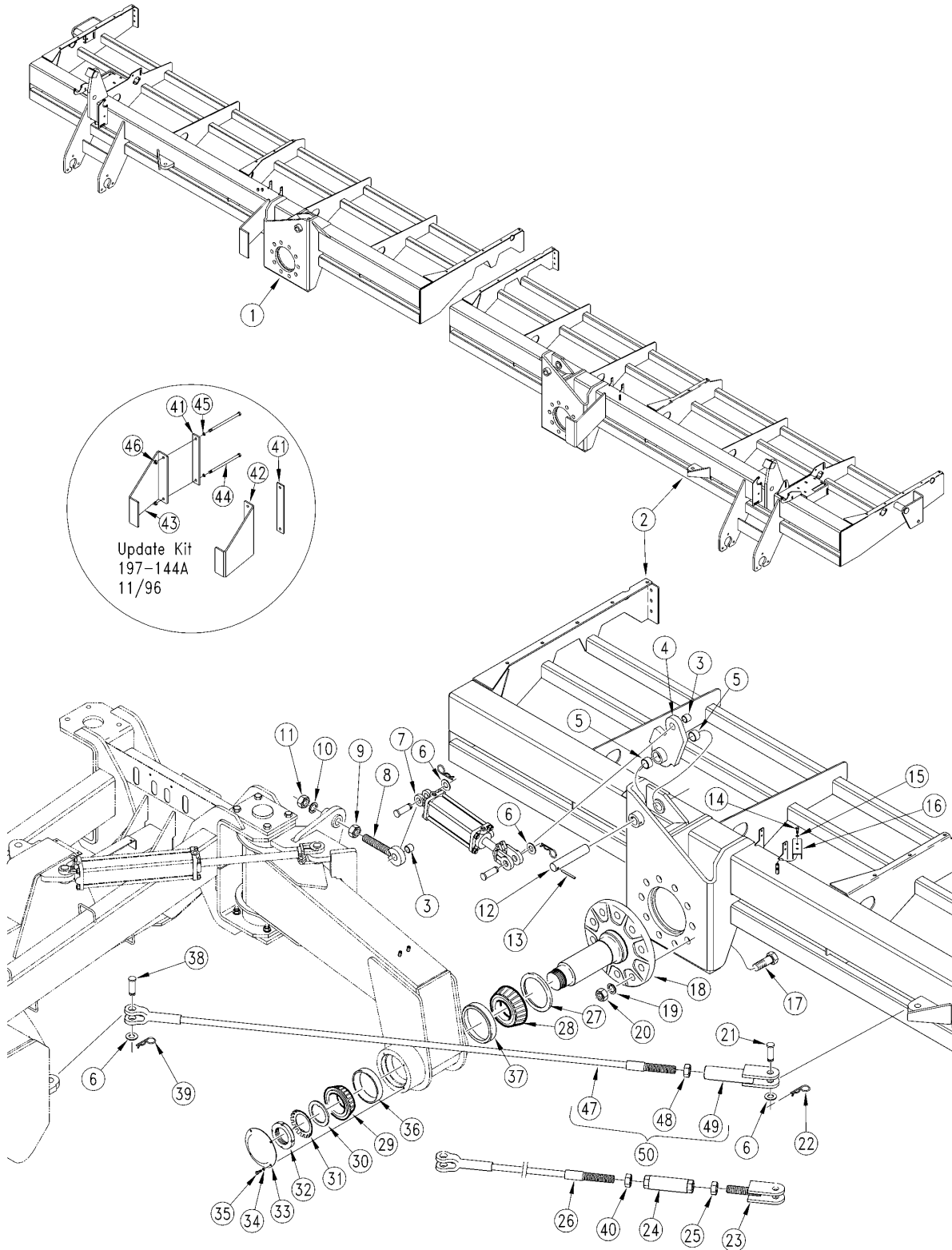
Toolbars

(Applies to 2N-2410 (1995+), 2N-3010 (1995+) only)

Ref	Part No.	Part Description	Comments	Revision
	dwg12804	Image No.		
1.	802-065C	HHCS 3/4-10X2 1/4 GR5		
2.	802-333C	HHCS 5/16-18X3 1/2 GR5		
3.	196-112D	RPBY 196-146D		
4.	196-301D	HINGE HYDRAULIC HOSE MOUNT		
5.	803-011C	NUT LOCK 5/16-18 PLT		
6.	196-137H	VERTICAL SPINDLE WELDMENT		
7.	196-318D	VERTICAL SPINDLE SPACER TB TOP		
8.	816-175C	SEAL 4.25 ID X 6.000 X .500		
9.	822-123C	BRG CONE 3.50ID 593		
10.	822-124C	BRG CUP 6.00OD 592A		
11.	196-204H	LH TOOLBAR WELDMENT		2nd Revision
11.	196-140H	RPBY 196-204H	Obsolete replaced by 196-204H	1st Revision
11.	196-205H	RH TOOLBAR WELDMENT		2nd Revision
11.	196-141H	RH TOOL BAR WELDMENT	Obsolete replaced by 196-205H	1st Revision
12.	802-010C	HHCS 5/16-18X1 1/4 GR5		
13.	804-009C	WASHER LOCK SPRING 5/16 PLT		
14.	810-219C	CYL 3.5X16X2 ROD (TIE ROD)		
14.	810-240C	CYL 4X16X2 ROD (TIE ROD)		
15.	804-029C	WASHER FLAT 1 SAE		
16.	803-213C	NUT BRG LOCK, TAN-17		
17.	804-104C	WASHER BRG LOCK, TW117		
18.	804-105C	WASHER BRG TONGUED K91517		
19.	196-316D	VERTICAL SPINDLE BTM MNT PLT		
20.	196-317D	VERTICAL SPINDLE SPACER TB BTM		
21.	804-023C	WASHER LOCK SPRING 3/4 PLT		
22.	803-027C	NUT HEX 3/4-10 PLT		
23.	890-005C	BUSHING CYL 1 1/4 X 1 X 1		
24.	890-011C	BUSHING SPINDLE 1 1/2X1 1/4X1		

Box Frames to Toolbar

(Applies to 2N-2410 (1995+), 2N-3010 (1995+) only)



14454

Box Frames to Toolbar

(Applies to 2N-2410 (1995+), 2N-3010 (1995+) only)

Ref	Part No.	Part Description	Comments	Revision
	dwg14454	Image No.		
1.	197-056H	30' RH FRAME WELDMENT 7 1/2-10		
1.	197-058H	24' RH FRAME WELDMENT 7 1/2-10		
1.	197-063H	30' RH FRAME WELDMENT 8		
1.	197-065H	24' RH FRAME WELDMENT 8		
2.	197-055H	30' LH FRAME WELDMENT 7 1/2-10		
2.	197-057H	24' LH FRAME WELDMENT 7 1/2-10		
2.	197-062H	30' LH FRAME WELDMENT 8		
2.	197-064H	24' LH FRAME WELDMENT 8		
3.	890-005C	BUSHING CYL 1 1/4 X 1 X 1		
4.	196-135H	FLEX LUG WELDMENT		
5.	890-126C	BUSHING PIVOT PIN 1 1/2 ID		
6.	804-029C	WASHER FLAT 1 SAE		
7.	810-217C	CYL 3.5X8X1.5 ROD (TIE ROD)		
7.	810-220C	CYL 4 1/4X8X1.5 ROD (TIE ROD)		
8.	196-142H	EYEBOLT WELDMENT		
9.	803-032C	NUT HEX JAM 1 1/4-7 PLT		
10.	804-030C	WASHER LOCK 1 1/4 SPRING PLT		
11.	803-034C	NUT HEX 1 1/4-7 PLT		
12.	197-219D	FLEX LINK PIVOT PIN		
13.	805-125C	PIN ROLL 5/16 X 2 1/2 PLT		
14.	802-010C	HHCS 5/16-18X1 1/4 GR5		
15.	804-009C	WASHER LOCK SPRING 5/16 PLT		
16.	196-112D	RPBY 196-146D		
17.	802-426C	HHCS 1 1/4-7X3 1/2 GR5 PLT		
18.	197-061S	PIVOT SPINDLE ASSY		
19.	804-030C	WASHER LOCK 1 1/4 SPRING PLT		
20.	803-034C	NUT HEX 1 1/4-7 PLT		
21.	805-004C	PIN CLEVIS 1 X 2 3/4 USABLE LG		
22.	805-032C	PIN HAIR COTTER .148 WIRE		
23.	156-014E	ADJ LINK WELDMENT LH THD		
24.	197-094H	PULLCABLE ADJUSTMENT WELDMENT		
25.	803-046C	NUT HEX JAM 1 1/4-7 LH THD PLT		
26.	890-293C	RPBY 196-210K	Not available. Order 196-210K	
26.	890-294C	RPBY 196-211K	Not available. Order 196-211K	
27.	816-174C	SEAL 5.75 ID X 7.000 X .625		
28.	822-121C	BRG CONE 4.50ID 64450		
29.	822-123C	BRG CONE 3.50ID 593		
30.	804-105C	WASHER BRG TONGUED K91517		
31.	804-104C	WASHER BRG LOCK, TW117		
32.	803-213C	NUT BRG LOCK, TAN-17		
33.	196-321D	TOOL BAR CAP		
34.	804-009C	WASHER LOCK SPRING 5/16 PLT		
35.	802-007C	HHCS 5/16-18X3/4 GR5		
36.	822-124C	BRG CUP 6.00OD 592A		
37.	822-122C	BRG CUP 7.00OD 64700		
38.	805-196C	PIN CLEVIS 1 1/4 X 3 3/8 GR5		
39.	805-060C	PIN COTTER 7/32 X 2		
40.	803-032C	NUT HEX JAM 1 1/4-7 PLT		
41.	197-267D	PULLBAR LIMITER MOUNT-FIELD		
42.	197-265D	LH PULLBAR LIMITER-FIELD		
43.	197-266D	RH PULLBAR LIMITER-FIELD		
44.	802-639C	HHCS 3/8-16 X 7 GR5 PLT		
45.	804-013C	WASHER LOCK SPRING 3/8 PLT		
46.	803-014C	NUT HEX 3/8-16 PLT		
47.	890-651C	30' 2SNT PULLCABLE		
47.	890-652C	24' 2SNT PULLCABLE		
48.	803-032C	NUT HEX JAM 1 1/4-7 PLT		

Box Frames to Toolbar (continued)

(Applies to 2N-2410 (1995+), 2N-3010 (1995+) only)

Ref	Part No.	Part Description	Comments	Revision
49.	196-209H	PULLCABLE ADJUSTER		
50.	196-210K	30' PULLCABLE ASSEMBLY		
50.	196-211K	24' PULLCABLE ASSEMBLY		

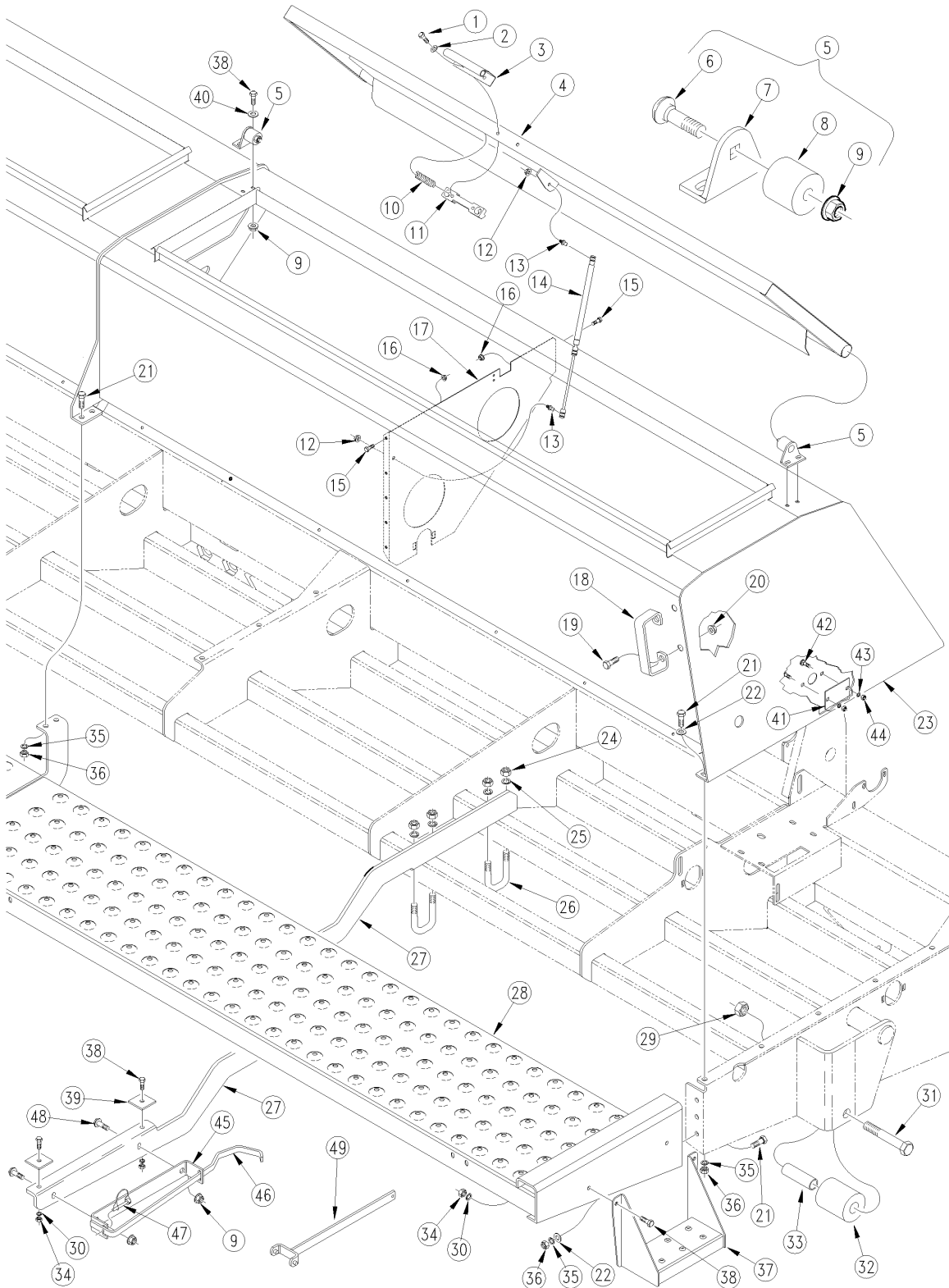
Box Frames to Toolbar (continued)

(Applies to 2N-2410 (1995+), 2N-3010 (1995+) only)

This Page Intentionally Left Blank

Box To Walkboard

(Applies to 2N-2410 (1995+), 2N-3010 (1995+) only)



17935

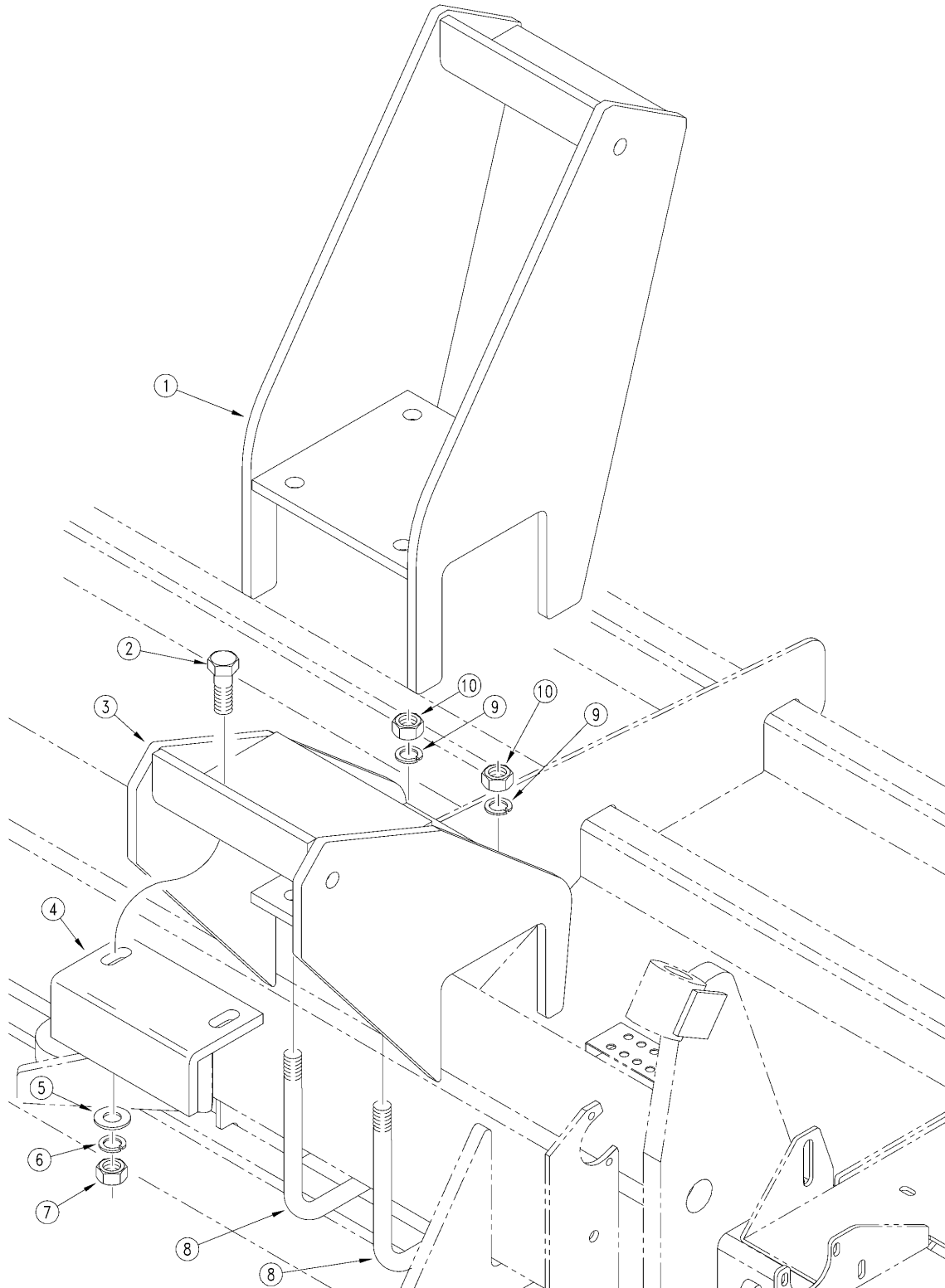
Box To Walkboard

(Applies to 2N-2410 (1995+), 2N-3010 (1995+) only)

Ref	Part No.	Part Description	Comments	Revision
	dwg17935	Image No.		
1.	802-425C	HHCS 5/16-18X1 1/4 NYL		
2.	804-010C	WASHER FLAT 5/16 USS PLT		
3.	119-154D	LID HANDLE		
4.	119-230H	LID 76 7/8 SEED		
4.	119-231H	LID 126 11/16 SEED		
5.	313-076S	LID HINGE ASSEMBLY PS25120	Includes items 6 through 9	
6.	802-411C	RHSNB 3/8-16X2 GR5		
7.	313-176D	LID HINGE BASE PLATE		
8.	313-186D	LID HINGE PIVOT		
9.	803-209C	NUT FLANGE LOCK 3/8-16 PLT		
10.	807-106C	SPRING .540 O.D.X 1 1/4 X.054W		
11.	119-153D	LATCH CASTING MACHINED		
12.	803-011C	NUT LOCK 5/16-18 PLT		
13.	800-121C	BALL STUD 10MM X 5/16-18 X 1/2		
14.	890-221C	12-20 X 90 LB GAS SPRING		
15.	802-387C	HFS 5/16-18X3/4 GR5		
16.	803-199C	NUT HEX FLANGE 5/16-18 PLT		
17.	197-168D	BOX PARTITION		
18.	119-190D	HANDLE		
19.	802-203C	HFSS 1/2-13X1 1/2 GR5		
20.	803-169C	NUT HEX FLG. LOCK 1/2-13 PLT.		
21.	802-034C	HHCS 1/2-13X1 1/4 GR5		
22.	804-017C	WASHER FLAT 1/2 USS PLT		
23.	197-053H	30' 2SNT BOX WELDMENT		
23.	197-054H	24' 2SNT BOX WELDMENT		
24.	803-021C	NUT HEX 5/8-11 PLT		
25.	804-022C	WASHER LOCK SPRING 5/8 PLT		
26.	806-113C	U-BOLT 5/8-11 X 2 1/32 X 4 3/8		
27.	119-208D	2SNT WALKBOARD SUPPORT		
28.	119-251H	30' WALKBOARD WELDMENT		
28.	119-252H	24' WALKBOARD WELDMENT		
29.	803-083C	NUT HEX JAM 1-8 NYLON INSERT	(S/N 1692- on 24' Drills and S/N 1904- on 30' Drills)	
30.	804-013C	WASHER LOCK SPRING 3/8 PLT		
31.	802-205C	HHCS 1-8X5 1/2 GR5	(S/N 1692- on 24' Drills and S/N 1904- on 30' Drills)	
32.	197-231D	TRANSPORT ROLLER	(S/N 1692- on 24' Drills and S/N 1904- on 30' Drills)	
33.	197-232D	TRANSPORT ROLLER SPACER TUBE	(S/N 1692- on 24' Drills and S/N 1904- on 30' Drills)	
34.	803-014C	NUT HEX 3/8-16 PLT		
35.	804-015C	WASHER LOCK SPRING 1/2 PLT		
36.	803-020C	NUT HEX 1/2-13 PLT		
37.	119-253H	2SNT STEP LADDER WELDMENT		
38.	802-079C	HHCS 3/8-16X1 1/4 GR5		
39.	119-032D	3-PT STEP RETAINER		
40.	804-011C	WASHER FLAT 3/8 USS PLT		
41.	118-403D	BEARING CUTOFF COVER, 47 MST		
42.	802-092C	RHSNB 5/16-18X3/4 GR5		
43.	804-009C	WASHER LOCK SPRING 5/16 PLT		
44.	803-008C	NUT HEX 5/16-18 PLT		
45.	119-211D	OPENER HANDLE HOLDER	1998+	
46.	198-215D	20 SER SEED-LOK HANDLE	1998+	
47.	805-065C	PIN WIRE RETAINING 1/4 X 1 3/4	1998+	
48.	802-388C	HFS 3/8-16X1 GR5	1998+	
49.	198-126H	SPRING ADJUSTMENT TOOL WELD		

Weight Bracket (Option)

(Applies to 2N-2410 (1995+), 2N-3010 (1995+) only)



13010

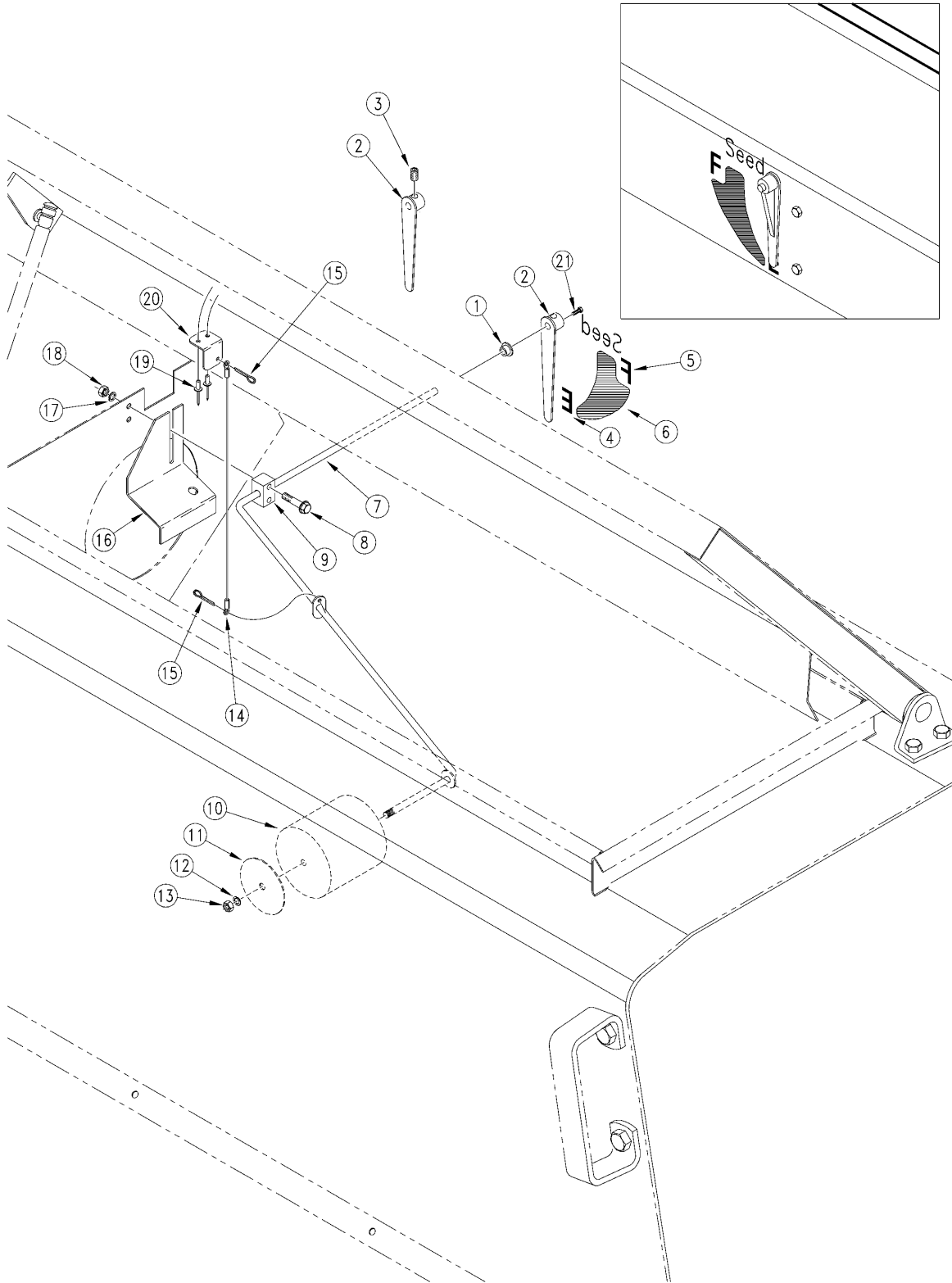
Weight Bracket (Option)

(Applies to 2N-2410 (1995+), 2N-3010 (1995+) only)

Ref	Part No.	Part Description	Comments	Revision
	dwg13010	Image No.		
1.	197-111H	24' WEIGHT BRACKET WELDMENT		
2.	802-057C	HHCS 5/8-11X2 1/4 GR5		
3.	197-107H	WEIGHT BRACKET WELDMENT		
4.	197-062D	WEIGHT BRACKET ADJ LEG		
5.	804-019C	WASHER FLAT 5/8 USS PLT		
6.	804-022C	WASHER LOCK SPRING 5/8 PLT		
7.	803-021C	NUT HEX 5/8-11 PLT		
8.	806-089C	U-BOLT 3/4-10 X 6 1/16 X 9 5/8		
9.	804-023C	WASHER LOCK SPRING 3/4 PLT		
10.	803-027C	NUT HEX 3/4-10 PLT		

Seed Level Indicator

(Applies to 2N-2410 (1995+), 2N-3010 (1995+) only)



12807

Seed Level Indicator

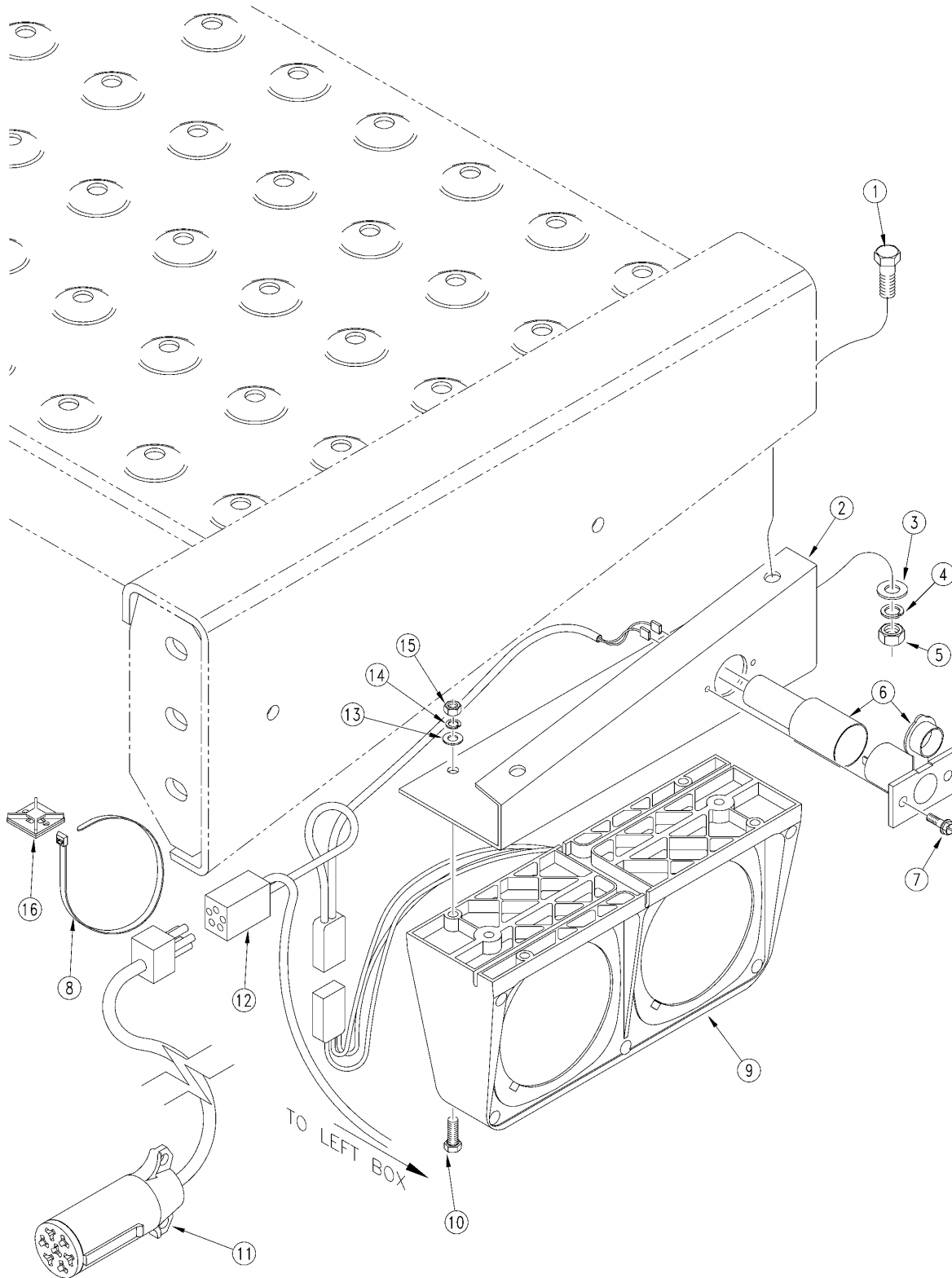
(Applies to 2N-2410 (1995+), 2N-3010 (1995+) only)

Ref	Part No.	Part Description	Comments	Revision
	dwg12807	Image No.		
1.	817-086C	SEED LEVEL BUSHING		
2.	817-350C	SEED LEVEL INDICATOR	Use with item 21	2nd Revision
2.	197-023H	INDICATOR OB RPLCD BY 817-350C	Use with item 3	1st Revision
3.	801-045C	SCREW SET 1/4-28X1/4 KNL CUP		
4.	818-295C	DECAL LETTER E	No longer available. Order part no. 838-237C	
5.	818-296C	DECAL LETTER F	No longer available. Order part no. 838-237C	
6.	838-237C	DECAL SEED LEVEL LH		2nd Revision
6.	818-392C	DECAL SEED LEVEL, NOTCHED		1st Revision
7.	118-474H	SEED LEVEL ARM, 6 3/4R. TAB		
8.	801-096C	HFS 10-24 X 1 1/8 PLTD		2nd Revision
8.	801-085C	SCR RD HD 10-24X1 1/2 LG PLT		1st Revision
9.	817-202C	SEED LEVEL ARM MOUNT		2nd Revision
9.	197-090D	RPBY 817-202C		1st Revision
10.	197-089D	FOAM FLOAT		
11.	197-096D	FOAM FLOAT WASHER		
12.	804-075C	WASHER FLAT 1/4 USS PLT		
13.	803-003C	.00 HEX SS 1/4-20 NYLOCK		
14.	890-195C	CABLE F/ BOX LEVEL INDICATOR		
15.	805-067C	PIN COTTER 1/8 X 3/4		
16.	118-498D	SEED FLOAT DOWN FLOAT STOP		
17.	804-004C	WASHER INTERNAL STAR #10 PLT		
18.	803-001C	NUT HEX 10-24 PLT		
19.	800-101C	RIVET POP 1/8X.265LG FLG		
20.	197-091D	SEED LEVEL CHAIN BRACKET		
21.	801-154C	SCR HEX HD SHT MET #8 X 1/2		

[Table of Contents](#) [Part Number Index](#)

Lights (S/N C1001-C1732 24' Drills S/N D1001-D1953 30' Drills)

(Applies to 2N-2410 (1995+), 2N-3010 (1995+) only)



12818

Lights (S/N C1001-C1732 24' Drills S/N D1001-D1953 30' Drills)

(Applies to 2N-2410 (1995+), 2N-3010 (1995+) only)

Ref	Part No.	Part Description	Comments	Revision
	dwg12818	Image No.		
1.	802-017C	HHCS 3/8-16X1 GR5		
2.	196-342D	LIGHT MOUNTING BRACKET LH		
2.	196-343D	LIGHT MOUNTING BRACKET RH	Shown	
3.	804-012C	WASHER FLAT 3/8 SAE PLT		
4.	804-013C	WASHER LOCK SPRING 3/8 PLT		
5.	803-014C	NUT HEX 3/8-16 PLT		
6.	106399	LIGHT HARNESS AUX. PLUG		
7.	801-002C	SCREW HEX SLT10-16X1/2P.TH D CT		
8.	800-149C	RPBY 800-112C		
9.	890-311C	DUAL AG LIGHTS LH		
9.	890-312C	DUAL AG LIGHTS RH	Shown	
10.	802-224C	HHCS 1/4-20X1 1/4 GR5		2nd Revision
11.	890-313C	AG LIGHT WIRING HARNESS-28'		
11.	890-317C	AG LIGHT WIRING HARNESS-25'		
12.	890-314C	RPBY 890-430C		
13.	804-007C	WASHER FLAT 1/4 SAE PLT		
14.	804-006C	WASHER LOCK SPRING 1/4 PLT		
15.	803-006C	NUT-HEX 1/4-20 PLT		
16.	800-148C	CABLE TIE MOUNT		

Lights (S/N C1733 - C1939 24ft. Drills S/N D1954 - D2422 30ft. Drills)

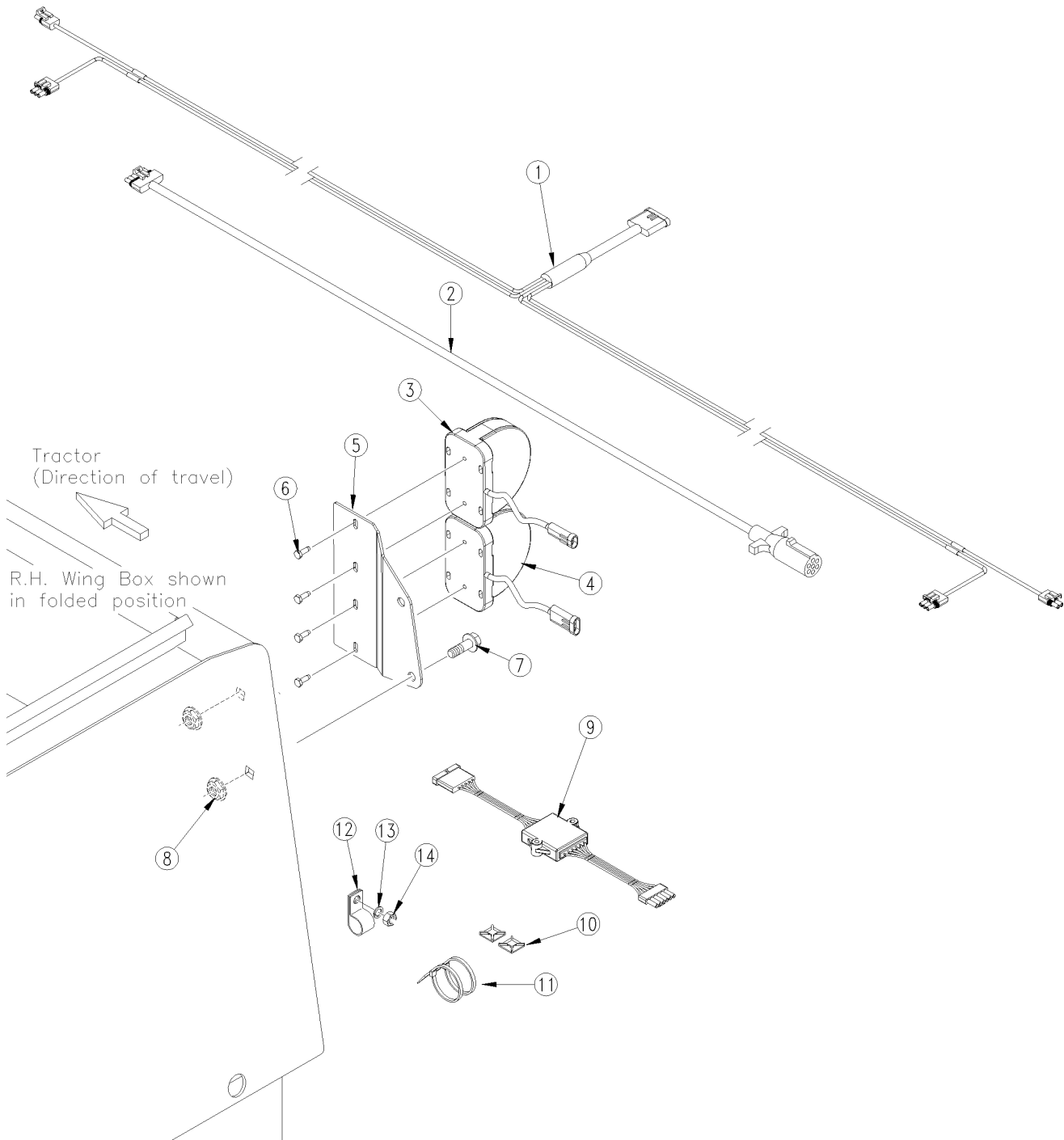
(Applies to 2N-2410 (1995+), 2N-3010 (1995+) only)

Ref	Part No.	Part Description	Comments	Revision
	dwg15449	Image No.		
1.	890-312C	DUAL AG LIGHTS RH	Shown	
1.	890-311C	DUAL AG LIGHTS LH		
2.	802-224C	HHCS 1/4-20X1 1/4 GR5		
3.	802-203C	HFSS 1/2-13X1 1/2 GR5		
4.	890-314C	RPBY 890-430C		
5.	800-149C	RPBY 800-112C		
6.	800-064C	HOSE CLIP 13/16 ID		
7.	890-313C	AG LIGHT WIRING HARNESS-28'		
8.	195-112D	PLATE, AG LIGHT RH	Shown	
8.	195-165D	PLATE, AG LIGHT LH		
9.	803-006C	NUT-HEX 1/4-20 PLT		
10.	804-006C	WASHER LOCK SPRING 1/4 PLT		
11.	803-169C	NUT HEX FLG. LOCK 1/2-13 PLT.		
12.	800-148C	CABLE TIE MOUNT		

[Table of Contents](#) [Part Number Index](#)

Lights LED (S/N C1940+ 24ft. Drills S/N D2423+ 30ft. Drills)

(Applies to 2N-2410 (1995+), 2N-3010 (1995+) only)



36171

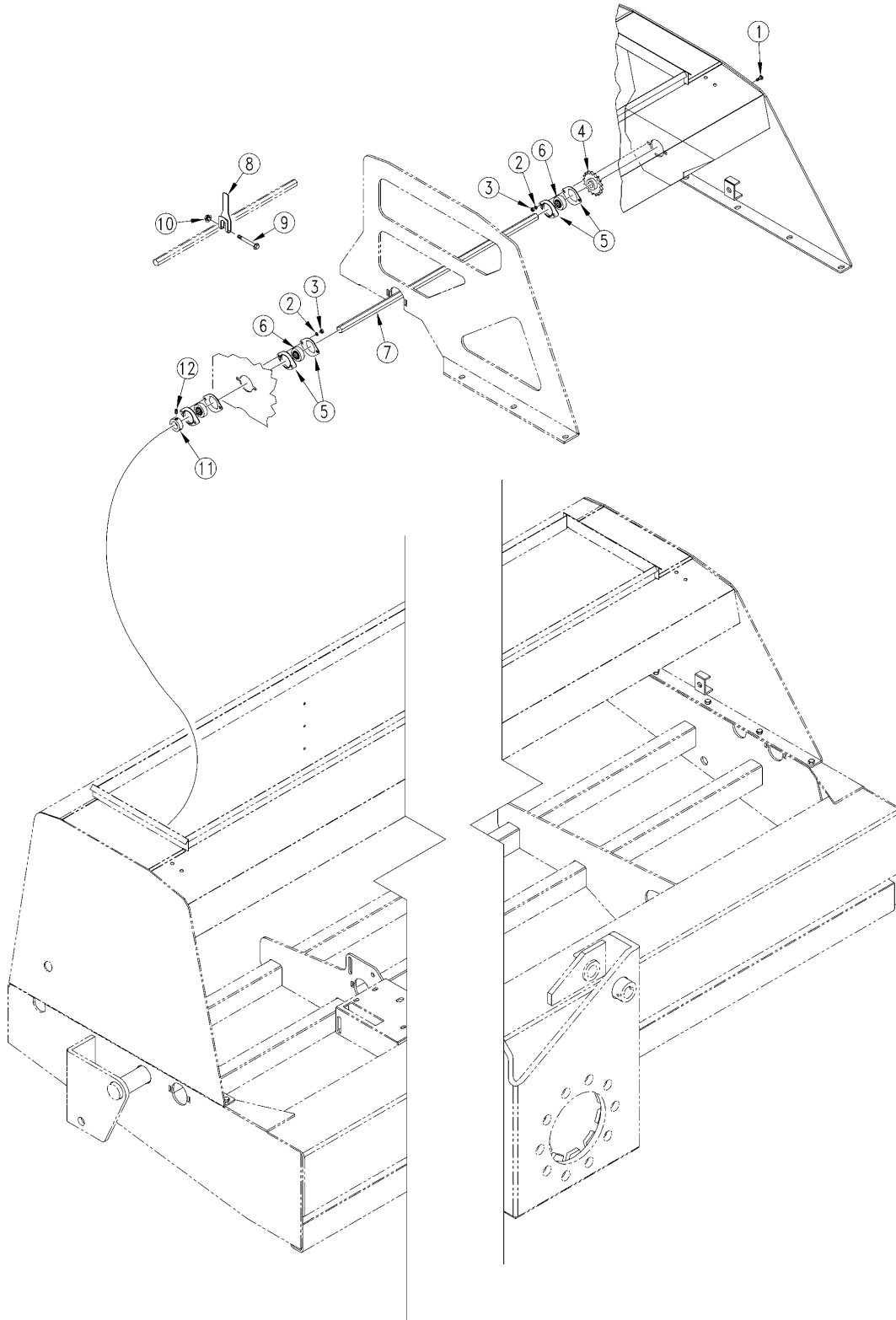
Lights LED (S/N C1940+ 24ft. Drills S/N D2423+ 30ft. Drills)

(Applies to 2N-2410 (1995+), 2N-3010 (1995+) only)

Ref	Part No.	Part Description	Comments	Revision
	dwg36171	Image No.		
1.	833-685C	LIGHT HARNESS 20' WISHBONE LED		
2.	833-679C	AG LGHT WIRING HARNESS-28' LED		
3.	833-697C	LIGHT, AMBER LAMP LED		
4.	833-696C	LIGHT, RED LAMP - LED		
5.	195-165D	PLATE, AG LIGHT LH	Shown	
5.	195-112D	PLATE, AG LIGHT RH		
6.	801-081C	SCREW HEX SELF TAP 1/4-20X3/4		
7.	802-205C	HHCS 1-8X5 1/2 GR5		
8.	803-169C	NUT HEX FLG LOCK 1/2-13 PLT		
9.	833-694C	LIGHT HRNSS ENHANCE MODULE LED		
10.	800-148C	CABLE TIE MOUNT		
11.	800-112C	CABLE TIE .19X7.25 1.75D 50LB		
12.	800-064C	HOSE CLIP 13/16 ID		
13.	804-013C	WASHER LOCK SPRING 3/8 PLT		
14.	803-014C	NUT HEX 3/8-16 PLT		

Seed Box Agitator (Option)

(Applies to 2N-2410 (1995+), 2N-3010 (1995+) only)



13329

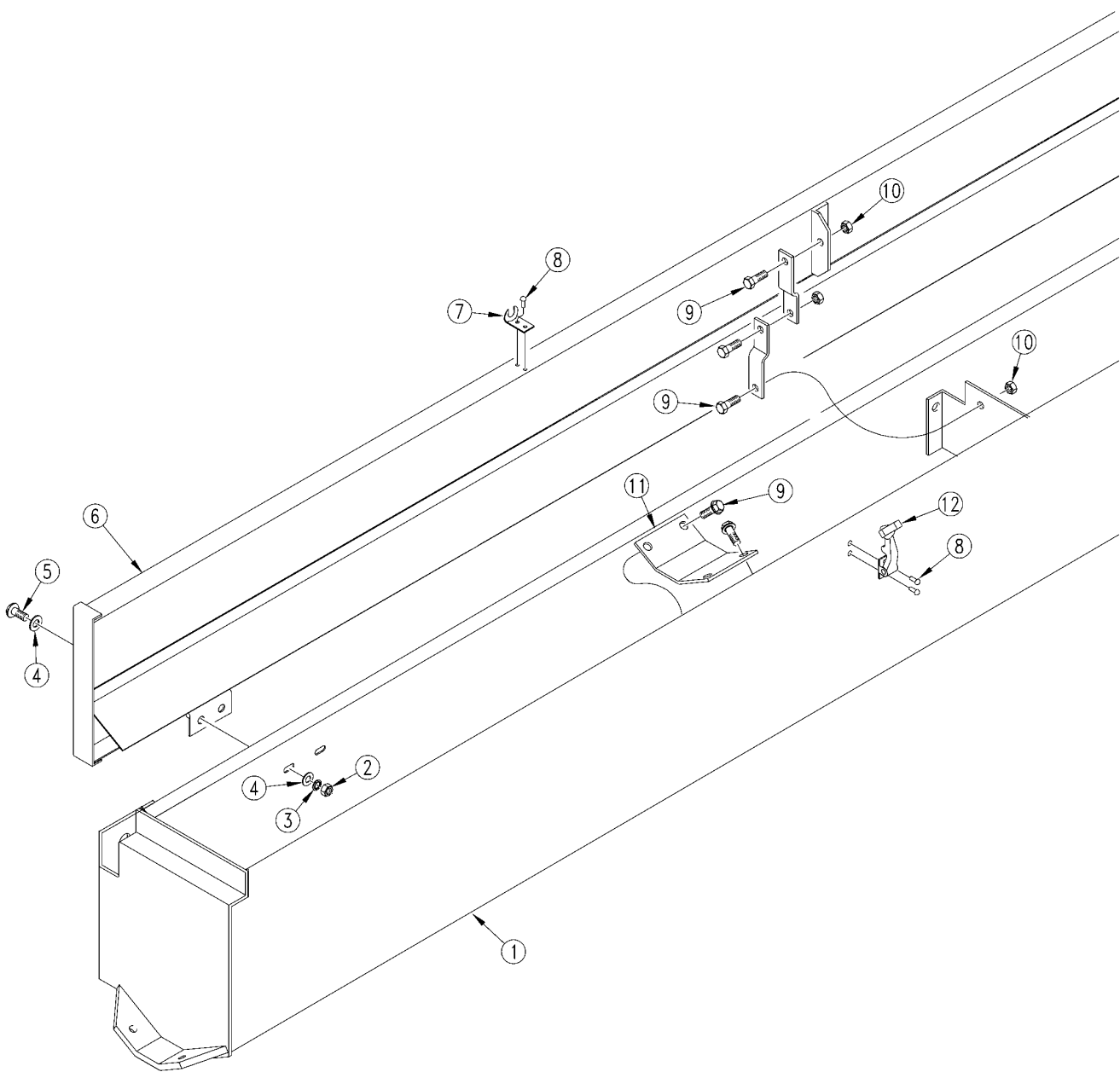
Seed Box Agitator (Option)

(Applies to 2N-2410 (1995+), 2N-3010 (1995+) only)

Ref	Part No.	Part Description	Comments	Revision
	dwg13329	Image No.		
1.	802-092C	RHSNB 5/16-18X3/4 GR5		
2.	804-009C	WASHER LOCK SPRING 5/16 PLT		
3.	803-008C	NUT HEX 5/16-18 PLT		
4.	808-125C	SPKT 40B19X1 B MAX .875 THRU		3rd Revision
4.	152-312D	REPLACED BY 808-125C		2nd Revision
4.	808-052C	RPBY 152-312D		1st Revision
5.	822-041C	FLANGETTE 47 MST		
6.	822-128C	BRG INS 3/4HEXX1.85OD SPH		
7.	118-499D	30' 2SNT AGITATOR SHAFT		
7.	118-500D	24' 2SNT AGITATOR SHAFT		
8.	118-493D	AGITATOR PADDLE 3/4 HEX		
9.	802-448C	HFSS 1/4-20X2 GR5		
10.	803-088C	NUT HEX LOCK 1/4-20 FLG		
11.	118-494D	LOCK COLLAR 3/4 HEX BORE		
12.	801-035C	SCREW SET 5/16-18 SKT KP X 3/8		

Small Seeds Box (Option)

(Applies to 2N-2410 (1995+), 2N-3010 (1995+) only)



12043

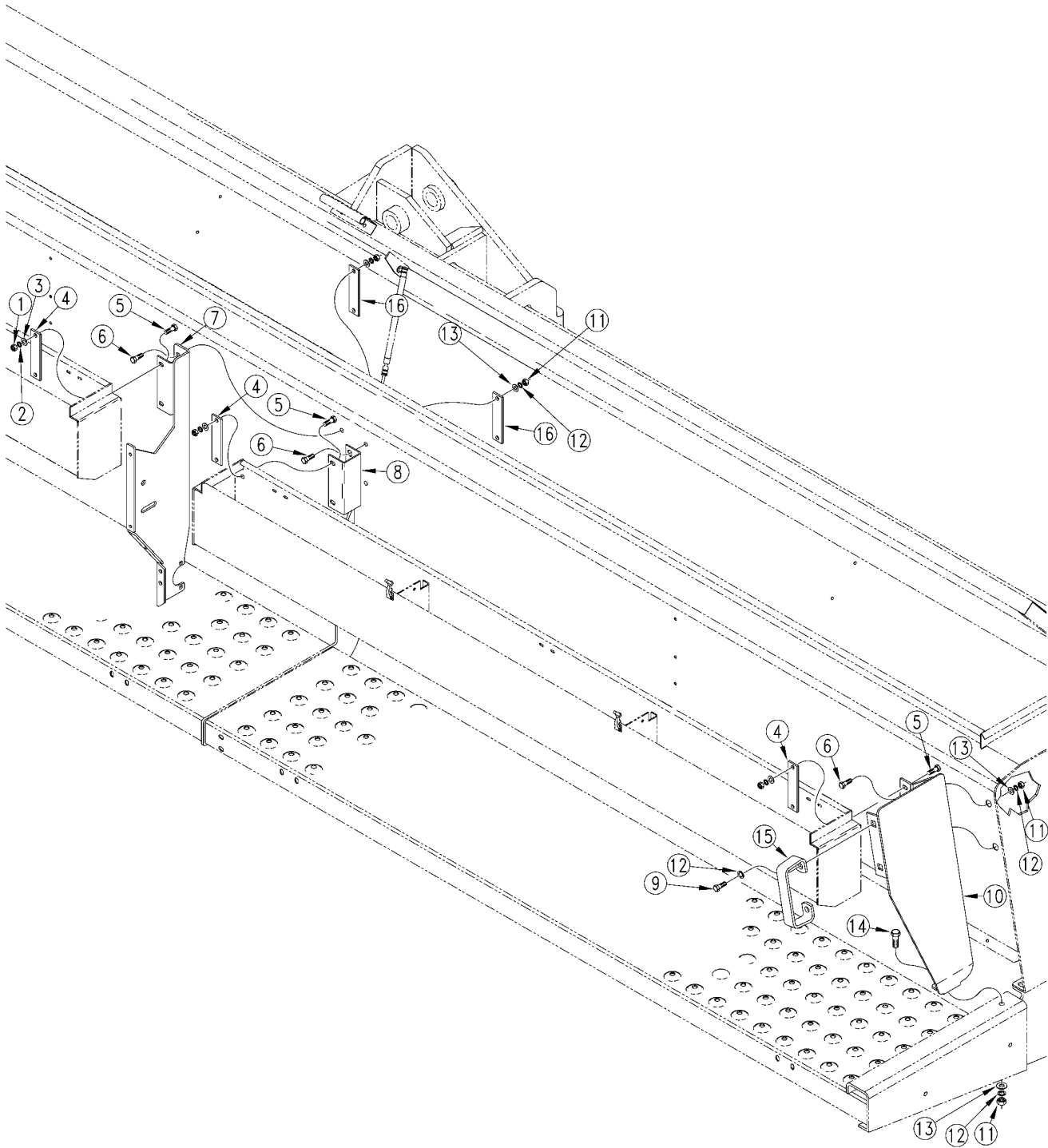
Small Seeds Box (Option)

(Applies to 2N-2410 (1995+), 2N-3010 (1995+) only)

Ref	Part No.	Part Description	Comments	Revision
	dwg12043	Image No.		
1.	133-001H	30' 7 1/2 SGS BOX WELDMENT		
1.	133-002H	30' 10 SGS BOX WELDMENT		
1.	133-003H	24' 7 1/2 SGS LH BOX WELDMENT		
1.	133-004H	24' 7 1/2 SGS RH BOX WELDMENT		
1.	133-005H	24' 10 SGS BOX WELDMENT		
2.	803-001C	NUT HEX 10-24 PLT		
3.	804-054C	WASHER LOCK #10		
4.	804-046C	WASHER FLAT #10 SAE PLT		
5.	801-003C	SCREW RD HD SLT 10-24X1/2 PLT		
6.	123-472H	24' 2SNT SGS BOX LID WELDMENT		
6.	123-471H	30' 2SNT SGS BOX LID WELDMENT		
7.	816-113C	LATCH KEEPER 37-15-061-17		
8.	800-101C	RIVET POP 1/8X.265LG FLG		
9.	802-078C	HHCS 1/4-20X5/8 GR5		
10.	803-007C	NUT-LOCK 1/4-20 PLT		
11.	123-118D	SEED ADJUSTMENT SUPPORT		
12.	816-112C	RUBBER LATCH 37-11-065-10		

24' Small Seeds Box Mounting (Option)

(Applies to 2N-2410 (1995+), 2N-3010 (1995+) only)



13357

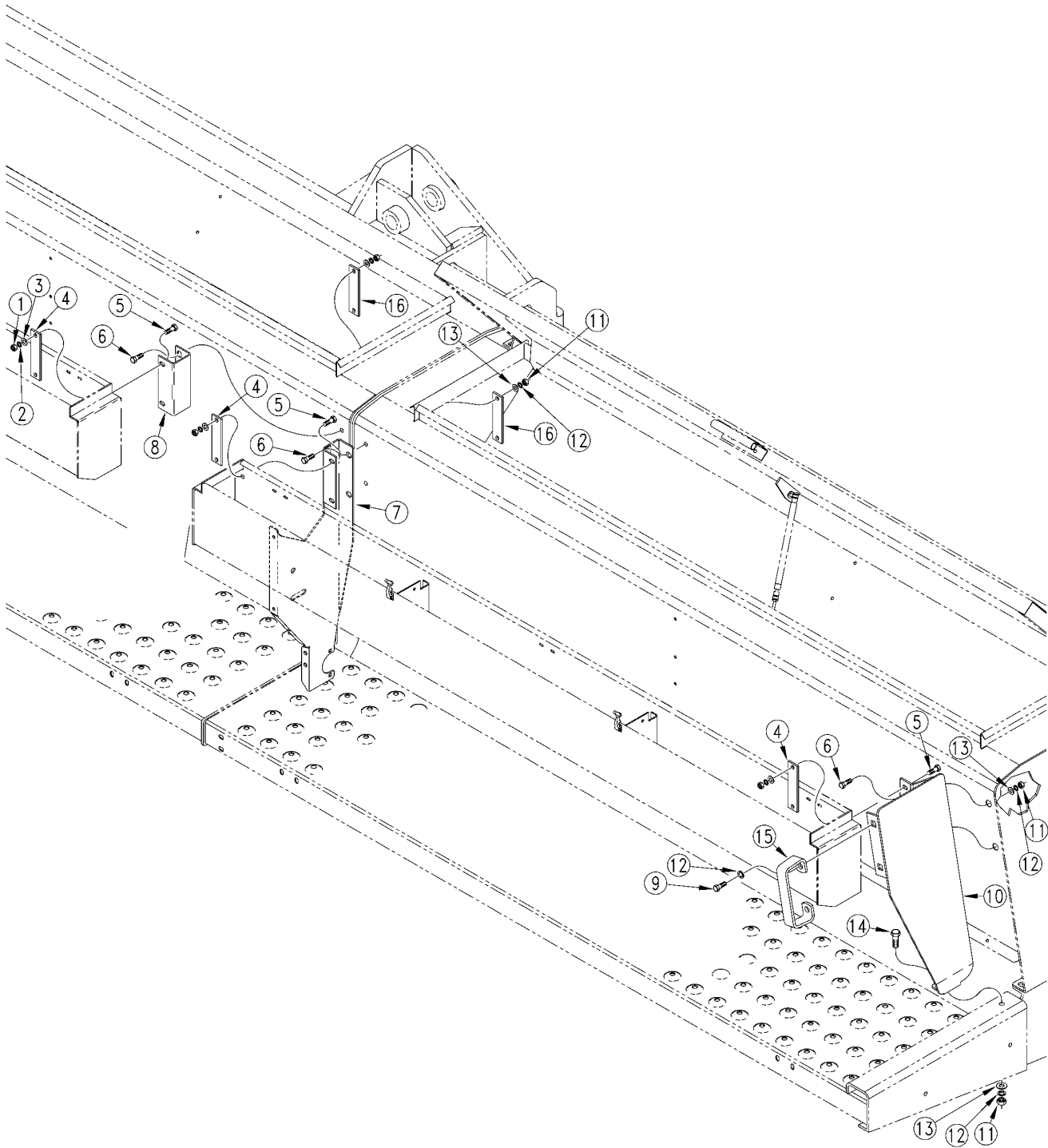
24' Small Seeds Box Mounting (Option)

(Applies to 2N-2410 (1995+), 2N-3010 (1995+) only)

Ref	Part No.	Part Description	Comments	Revision
	dwg13357	Image No.		
1.	803-014C	NUT HEX 3/8-16 PLT		
2.	804-013C	WASHER LOCK SPRING 3/8 PLT		
3.	804-012C	WASHER FLAT 3/8 SAE PLT		
4.	133-016D	SGS MOUNT REINFORCEMENT STRAP		
5.	802-079C	HHCS 3/8-16X1 1/4 GR5		
6.	802-091C	HHCS 1/2-13X1 1/2 GR5		
7.	133-008H	DRIVE GUARD MOUNT WELDMOUNT		
8.	133-013D	SGS BOX CHANNEL MOUNT		
9.	802-032C	HHCS 1/2-13X3/4 GR5		
10.	133-006H	SGS END MOUNT WELDMENT LH		
10.	133-007H	SGS END MOUNT WELDMENT RH		
11.	803-020C	NUT HEX 1/2-13 PLT		
12.	804-015C	WASHER LOCK SPRING 1/2 PLT		
13.	804-016C	WASHER FLAT 1/2 SAE PLT		
14.	802-034C	HHCS 1/2-13X1 1/4 GR5		
15.	119-190D	HANDLE		
16.	133-017D	SEED BOX REINFORCEMENT STRAP		

30' Small Seeds Box Mounting (Option)

(Applies to 2N-2410 (1995+), 2N-3010 (1995+) only)



14076

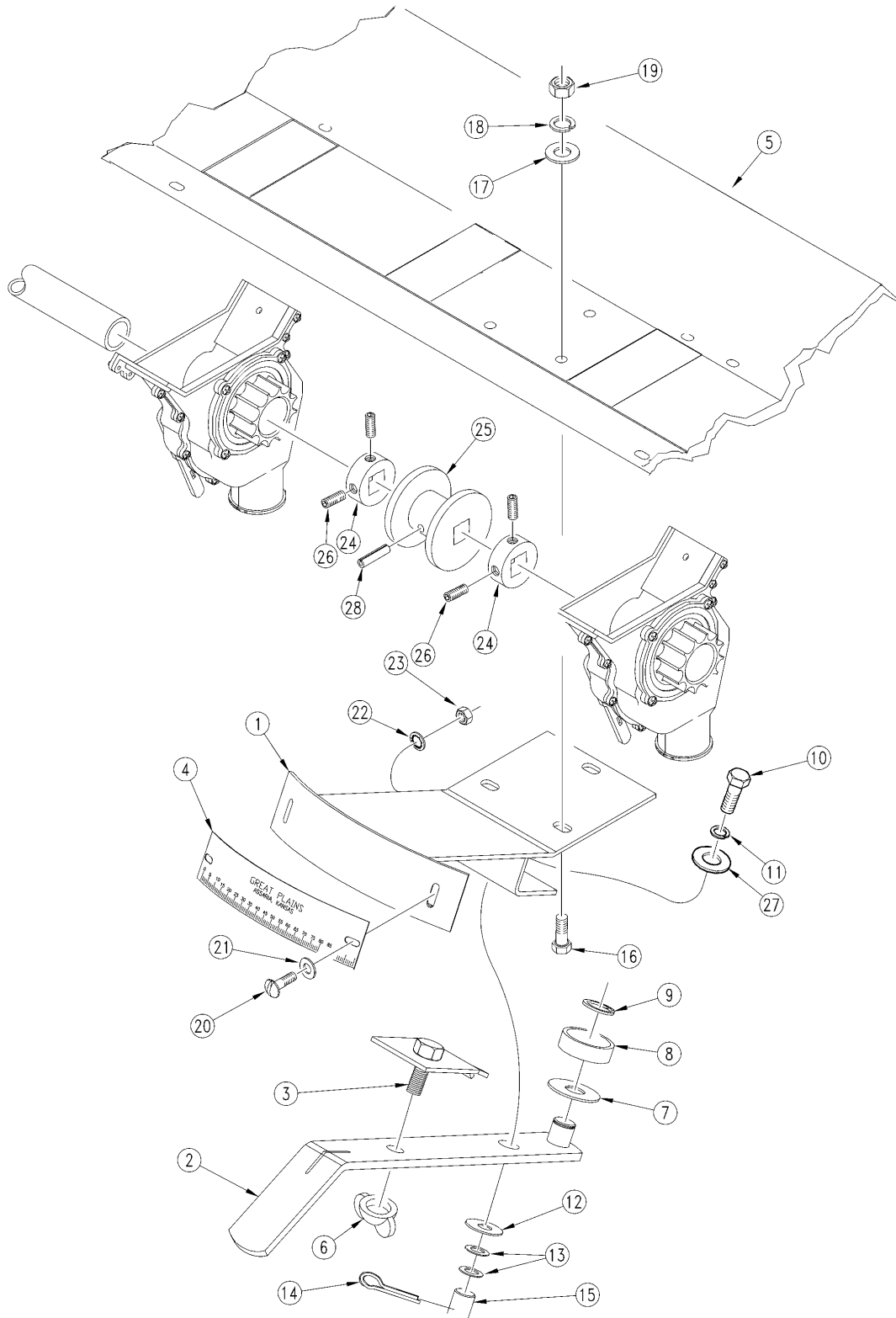
30' Small Seeds Box Mounting (Option)

(Applies to 2N-2410 (1995+), 2N-3010 (1995+) only)

Ref	Part No.	Part Description	Comments	Revision
	dwg14076	Image No.		
1.	803-014C	NUT HEX 3/8-16 PLT		
2.	804-013C	WASHER LOCK SPRING 3/8 PLT		
3.	804-012C	WASHER FLAT 3/8 SAE PLT		
4.	133-016D	SGS MOUNT REINFORCEMENT STRAP		
5.	802-079C	HHCS 3/8-16X1 1/4 GR5		
6.	802-091C	HHCS 1/2-13X1 1/2 GR5		
7.	133-030H	30' DRIVE GUARD MOUNT WELDMENT		
8.	133-013D	SGS BOX CHANNEL MOUNT		
9.	802-032C	HHCS 1/2-13X3/4 GR5		
10.	133-006H	SGS END MOUNT WELDMENT LH		
10.	133-007H	SGS END MOUNT WELDMENT RH		
11.	803-020C	NUT HEX 1/2-13 PLT		
12.	804-015C	WASHER LOCK SPRING 1/2 PLT		
13.	804-016C	WASHER FLAT 1/2 SAE PLT		
14.	802-034C	HHCS 1/2-13X1 1/4 GR5		
15.	119-190D	HANDLE		
16.	133-017D	SEED BOX REINFORCEMENT STRAP		

Seed Rate Handle

(Applies to 2N-2410 (1995+), 2N-3010 (1995+) only)



13808

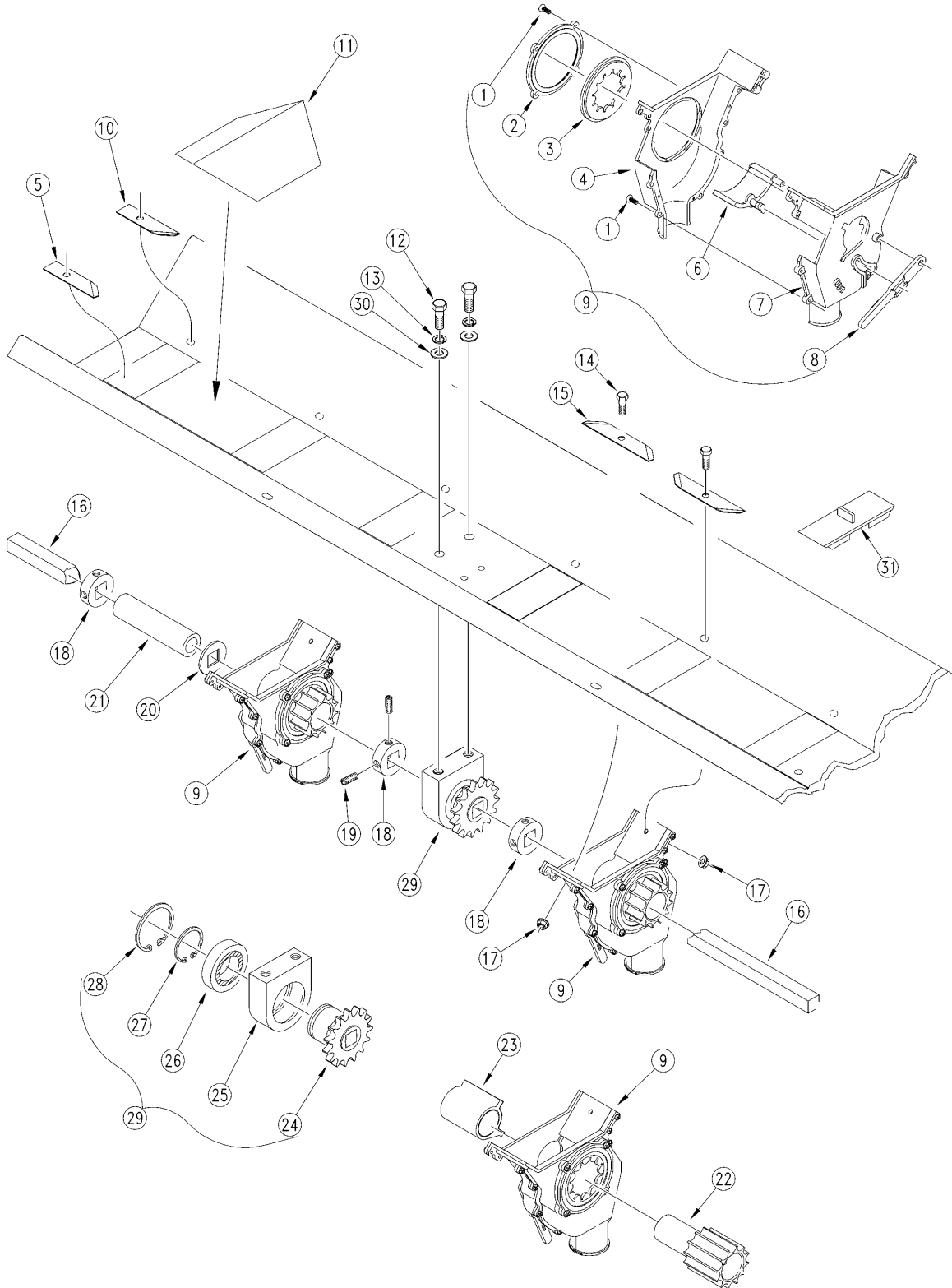
Seed Rate Handle

(Applies to 2N-2410 (1995+), 2N-3010 (1995+) only)

Ref	Part No.	Part Description	Comments	Revision
	dwg13808	Image No.		
1.	118-444H	SEED RATE ADJ WLDMNT		
2.	118-443H	SEED RATE ADJ HANDLE WLDMNT		
3.	109-025H	ADJ LOCK PLATE ASS'Y - 1 1/2 W		
4.	819-001C	NAME PLATE ADJ. GUIDE LONG		
5.		FEEDER CUP CHANNELS	Refer to Feeder Cup Spacings page 5-5 & 5-9	
6.	803-016C	NUT WING 1/2-13 PLT		
7.	804-001C	WASHER ADJ HANDLE BRG		
8.	822-008C	BRG BALL 17IDX40OD 6203		
9.	800-003C	SNAP RING EXT 17 MM		
10.	802-014C	HHCS 3/8-16X3/4 GR5		
11.	804-013C	WASHER LOCK SPRING 3/8 PLT		
12.	804-021C	WASHER FLAT 5/8 SAE PLT		
13.	804-040C	WASHER MACH 1.19 X .63 X 18GA		
14.	805-016C	PIN COTTER 3/16 X 1 1/4 PLT		
15.	109-069D	ADJUSTMENT HANDLE PIVOT		
16.	802-007C	HHCS 5/16-18X3/4 GR5		
17.	804-036C	WASHER FLAT 5/16 SAE PLT		
18.	804-009C	WASHER LOCK SPRING 5/16 PLT		
19.	803-008C	NUT HEX 5/16-18 PLT		
20.	801-001C	SCREW RD HD 8-32 X 3/8 BRASS		
21.	804-003C	WASHER FLAT #8 BRASS		
22.	804-002C	WASHER INTERNAL STAR #8 BRASS		
23.	803-035C	NUT HEX 8-32 BRASS		
24.	890-350C	5/8 SHAFT LOCKING COLLAR		
25.	109-091D	MACHINED ADJUSTMENT SPOOL		
26.	801-035C	SCREW SET 5/16-18 SKT KP X 3/8		
27.	804-012C	WASHER FLAT 3/8 SAE PLT		
28.	805-023C	PIN ROLL 3/16X1 1/4 PLT		

Feeder Cup Channel

(Applies to 2N-2410 (1995+), 2N-3010 (1995+) only)



12808

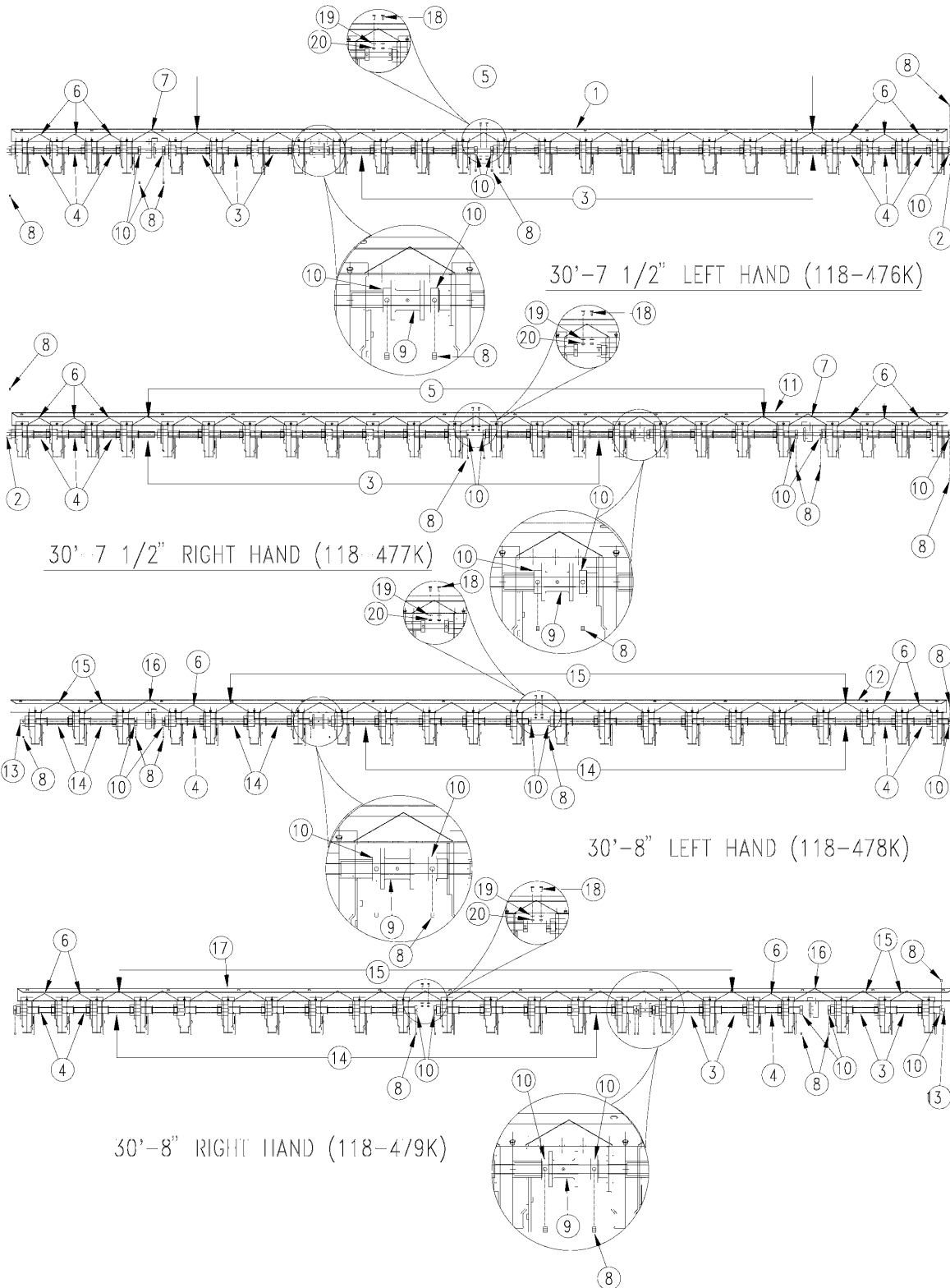
Feeder Cup Channel

(Applies to 2N-2410 (1995+), 2N-3010 (1995+) only)

Ref	Part No.	Part Description	Comments	Revision
	dwg12808	Image No.		
1.	801-057C	SCR SELF TAP 8X3/8 TYPE25 BT		
2.	817-073C	SEED CUP WASHER RETAINER		
3.	817-004C	NYLON WASHER-SPLIT		
4.	817-068C	SEED CUP LEFT HALF		
5.	118-454D	SEED BOX DIVIDER HALF CLIP RH		
6.	817-070C	SEED CUP DOOR		
7.	817-069C	SEED CUP RIGHT HALF		
8.	817-071C	SEED CUP ADJUSTMENT HANDLE		
9.	817-075C	SEED CUP ASSEMBLY		
10.	118-453D	SEED BOX DIVIDER HALF CLIP LH		
11.		BOX DIVIDER	Refer to Feeder Cup Spacings page 5-5 & 5-9	
12.	802-014C	HHCS 3/8-16X3/4 GR5		
13.	804-013C	WASHER LOCK SPRING 3/8 PLT		
14.	802-004C	HHCS 1/4-20X3/4 GR5		
15.	118-341D	2SNT SEED BOX DIVIDER CLIP		
16.		FEEDER CUP SHAFT	Refer to Feeder Cup Spacings page 5-5 & 5-9	
17.	803-194C	NUT HEX WHIZ 1/4-20 PLT		
18.	890-350C	5/8 SHAFT LOCKING COLLAR		2nd Revision
18.	182-022D	RPBY 890-350C		1st Revision
19.	801-035C	SCREW SET 5/16-18 SKT KP X 3/8		
20.	804-031C	WASHER RETAINING		
21.		SPACER TUBE	Refer to Feeder Cup Spacings page 5-5 & 5-9	
22.	890-190C	PM SEED CUP SPROCKET		2nd Revision
22.	817-072C	RPBY 890-190C		1st Revision
23.	817-074C	SEED CUP SLEEVE		
24.	118-508D	BEARING HUB 40A15		
25.	118-336D	FEEDER CUP BEARING HOUSING		
26.	822-103C	BRG 30IDX55OD MM		
27.	800-004C	SNAP RING EXT BASIC 1 3/16		
28.	800-107C	SNAP RING INTERNAL 2.165		
29.	118-226S	FEEDER CUP BEARING ASSEMBLY		
30.	804-012C	WASHER FLAT 3/8 SAE PLT		
31.	817-087C	1 3/4 WIDE FEEDER CUP PLUG		

Feeder Cup Spacing

(Applies to 2N-2410 (1995+), 2N-3010 (1995+) only)



12953

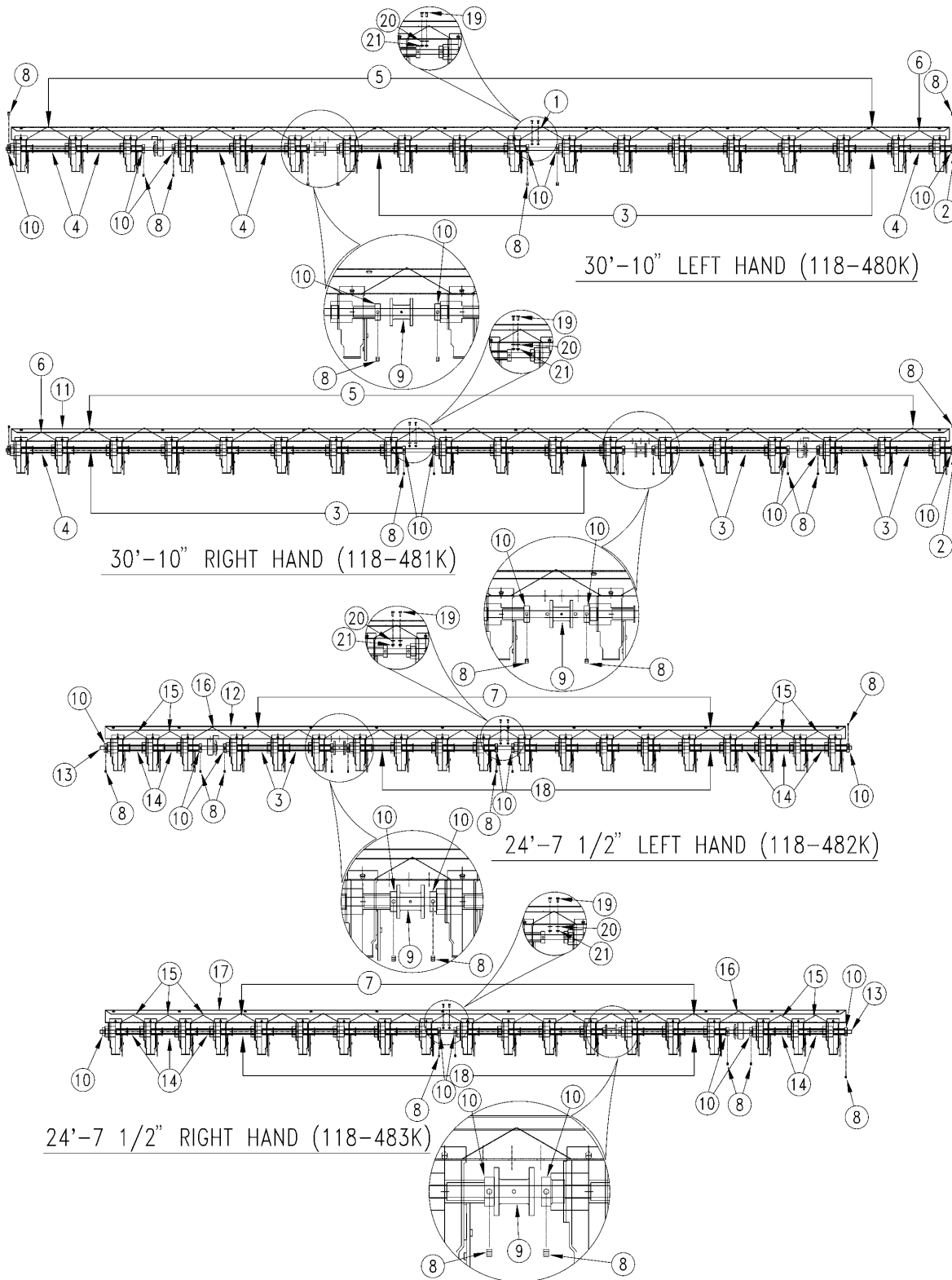
Feeder Cup Spacing

(Applies to 2N-2410 (1995+), 2N-3010 (1995+) only)

Ref	Part No.	Part Description	Comments	Revision
	dwg12953	Image No.		
1.	118-464D	30-7 1/2 LH FDR CUP CHANNEL		
2.	118-469D	30' 7 1/2&10 FEEDER CUP SHAFT		
3.	118-346D	SPACER TUBE X 4.078		
4.	118-468D	SPACER TUBE X 2.954		
5.	118-340D	5 5/8 BOX DVDR FOR 7 1/2 ROW		
6.	118-466D	4 1/2 BOX DIVIDER - 7 1/2		
7.	118-467D	7 1/16 BOX DIVIDER - 7 1/2		
8.	801-035C	SCREW SET 5/16-18 SKT KP X 3/8		
9.	109-091D	MACHINED ADJUSTMENT SPOOL		
10.	890-350C	5/8 SHAFT LOCKING COLLAR		
10.	804-031C	WASHER RETAINING	Replaced by 890-350C next to spool only	
11.	118-465D	30-7 1/2 RH FDR CUP CHANNEL		
12.	118-474D	30-8 LH FEEDER CUP CHANNEL		
13.	118-471D	30' 8 FEEDER CUP SHAFT		
14.	152-040D	4.579 FEEDER CUP SPACER		
15.	118-372D	BOX DVDR 6.13 X 60DEG		
16.	118-470D	BOX DVDR 7.75 X 60DEG		
17.	118-475D	30-8 RH FEEDER CUP CHANNEL		
18.	801-016C	SCREW RD HD 8-32 X 1/2 LG PLT		
19.	804-043C	WASHER LOCK #8		
20.	803-064C	NUT HEX 8-32		

Feeder Cup Spacing

(Applies to 2N-2410 (1995+), 2N-3010 (1995+) only)



12954

Feeder Cup Spacing

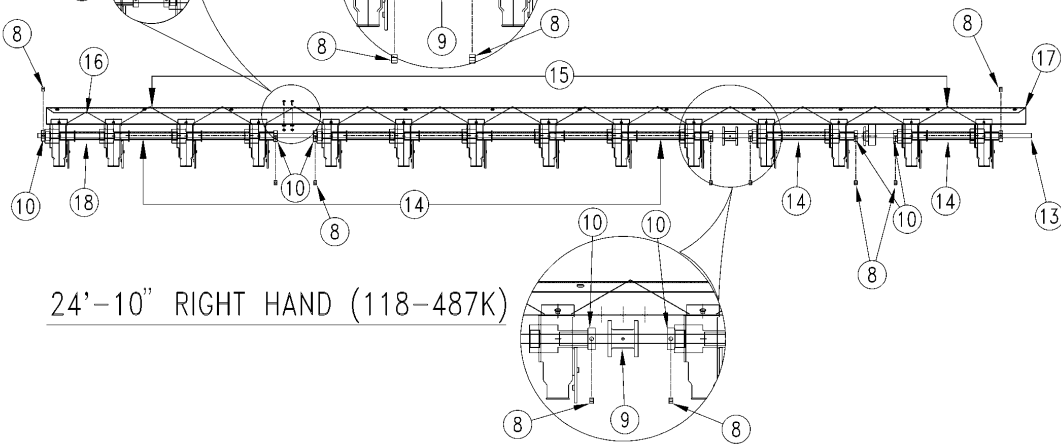
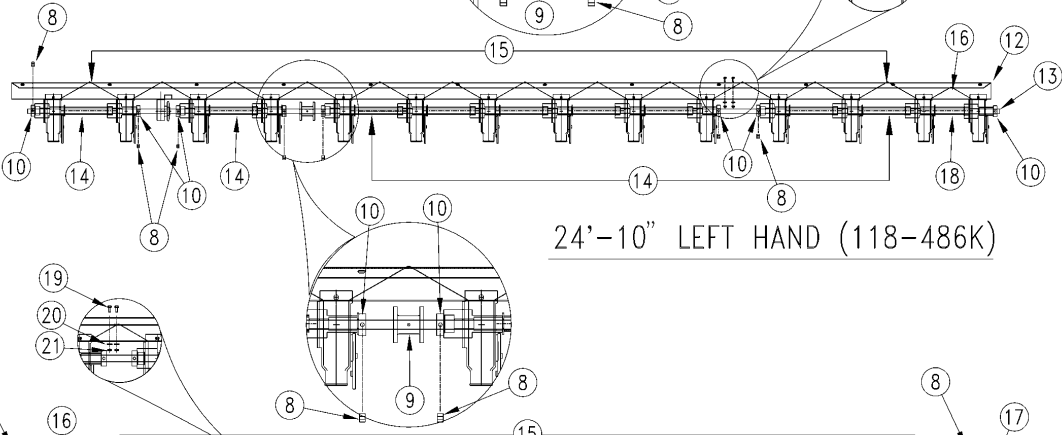
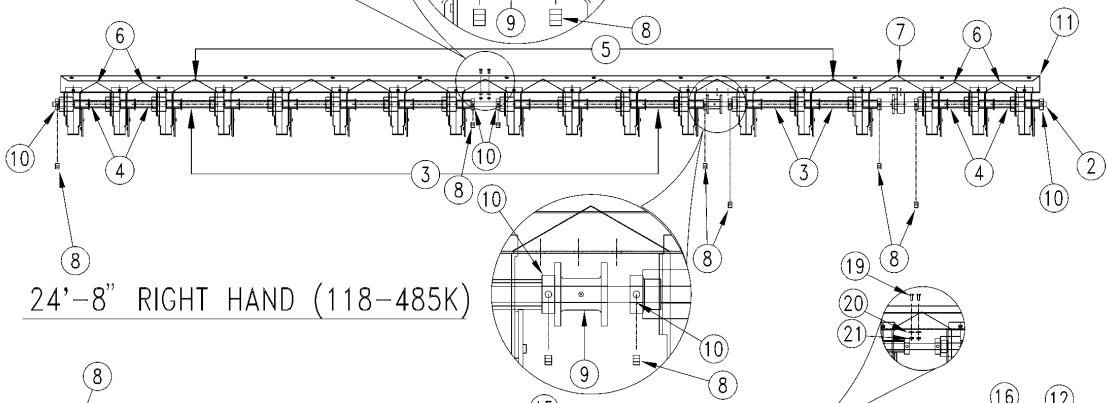
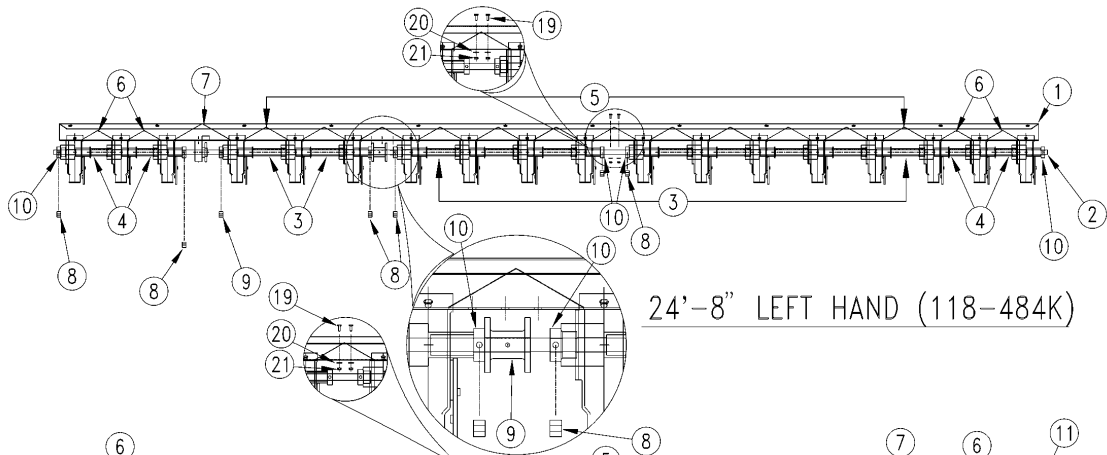
(Applies to 2N-2410 (1995+), 2N-3010 (1995+) only)

Ref	Part No.	Part Description	Comments	Revision
	dwg12954	Image No.		
1.	118-476D	30-10 LH FEEDER CUP CHANNEL		
2.	118-469D	30' 7 1/2&10 FEEDER CUP SHAFT		
3.	118-353D	185C058TUBE X 6.578		
4.	118-346D	SPACER TUBE X 4.078		
5.	118-356D	BOX DIVIDER FOR 10 ROW		
6.	118-340D	5 5/8 BOX DVDR FOR 7 1/2 ROW		
7.	118-340D	5 5/8 BOX DVDR FOR 7 1/2 ROW		
8.	801-035C	SCREW SET 5/16-18 SKT KP X 3/8		
9.	109-091D	MACHINED ADJUSTMENT SPOOL		
10.	890-350C	5/8 SHAFT LOCKING COLLAR		
10.	804-031C	WASHER RETAINING	Replaced by 890-350C next to spool only	
11.	118-477D	30-10 RH FEEDER CUP CHANNEL		
12.	118-480D	24-7 1/2 LH FEEDER CUP CHANNEL		
13.	118-484D	24' 7 1/2 & 8 FEEDER CUP SHAFT		
14.	118-468D	SPACER TUBE X 2.954		
15.	118-466D	4 1/2 BOX DIVIDER - 7 1/2		
16.	118-467D	7 1/16 BOX DIVIDER - 7 1/2		
17.	118-481D	24-7 1/2 RH FEEDER CUP CHANNEL		
18.	118-346D	SPACER TUBE X 4.078		
19.	801-016C	SCREW RD HD 8-32 X 1/2 LG PLT		
20.	804-043C	WASHER LOCK #8		
21.	803-064C	NUT HEX 8-32		

[Table of Contents](#) [Part Number Index](#)

Feeder Cup Spacing

(Applies to 2N-2410 (1995+), 2N-3010 (1995+) only)



12955

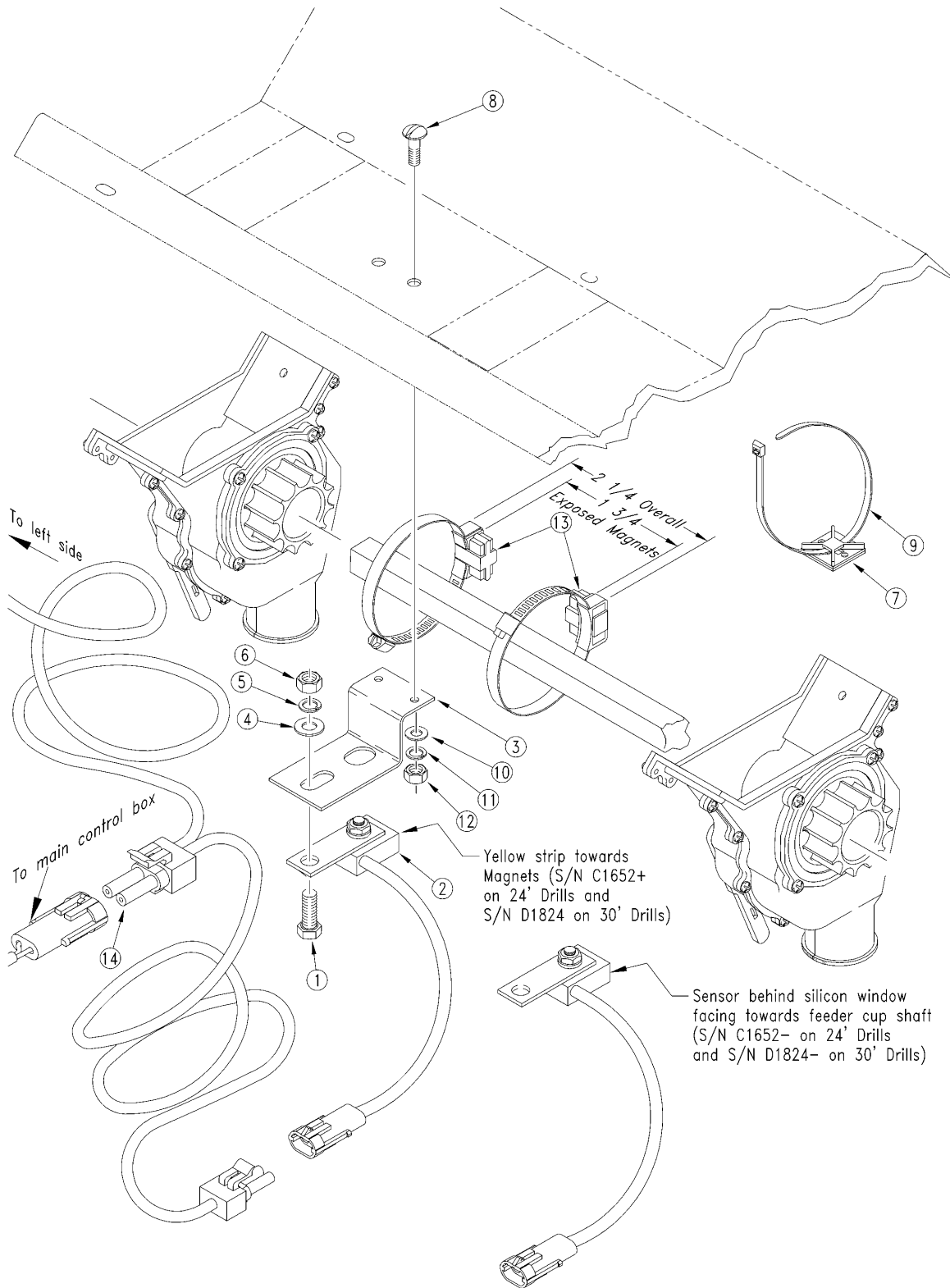
Feeder Cup Spacing

(Applies to 2N-2410 (1995+), 2N-3010 (1995+) only)

Ref	Part No.	Part Description	Comments	Revision
	dwg12955	Image No.		
1.	118-478D	24-8 LH FEEDER CUP CHANNEL		
2.	118-484D	24' 7 1/2 & 8 FEEDER CUP SHAFT		
3.	152-040D	4.579 FEEDER CUP SPACER		
4.	118-468D	SPACER TUBE X 2.954		
5.	118-372D	BOX DVDR 6.13 X 60DEG		
6.	118-466D	4 1/2 BOX DIVIDER - 7 1/2		
7.	118-470D	BOX DVDR 7.75 X 60DEG		
8.	801-035C	SCREW SET 5/16-18 SKT KP X 3/8		
9.	109-091D	MACHINED ADJUSTMENT SPOOL		
10.	890-350C	5/8 SHAFT LOCKING COLLAR	Replaced by 890-350C next to spool only	
10.	804-031C	WASHER RETAINING		
11.	118-479D	24-8 RH FEEDER CUP CHANNEL		
12.	118-482D	24-10 LH FEEDER CUP CHANNEL		
13.	118-472D	24' 10 FEEDER CUP SHAFT		
14.	118-353D	185C058TUBE X 6.578		
15.	118-356D	BOX DIVIDER FOR 10 ROW		
16.	118-340D	5 5/8 BOX DVDR FOR 7 1/2 ROW		
17.	118-483D	24-10 RH FEEDER CUP CHANNEL		
18.	118-346D	SPACER TUBE X 4.078		
19.	801-016C	SCREW RD HD 8-32 X 1/2 LG PLT		
20.	804-043C	WASHER LOCK #8		
21.	803-064C	NUT HEX 8-32		

Shaft Monitor (Option)

(Applies to 2N-2410 (1995+), 2N-3010 (1995+) only)



13240

Shaft Monitor (Option)

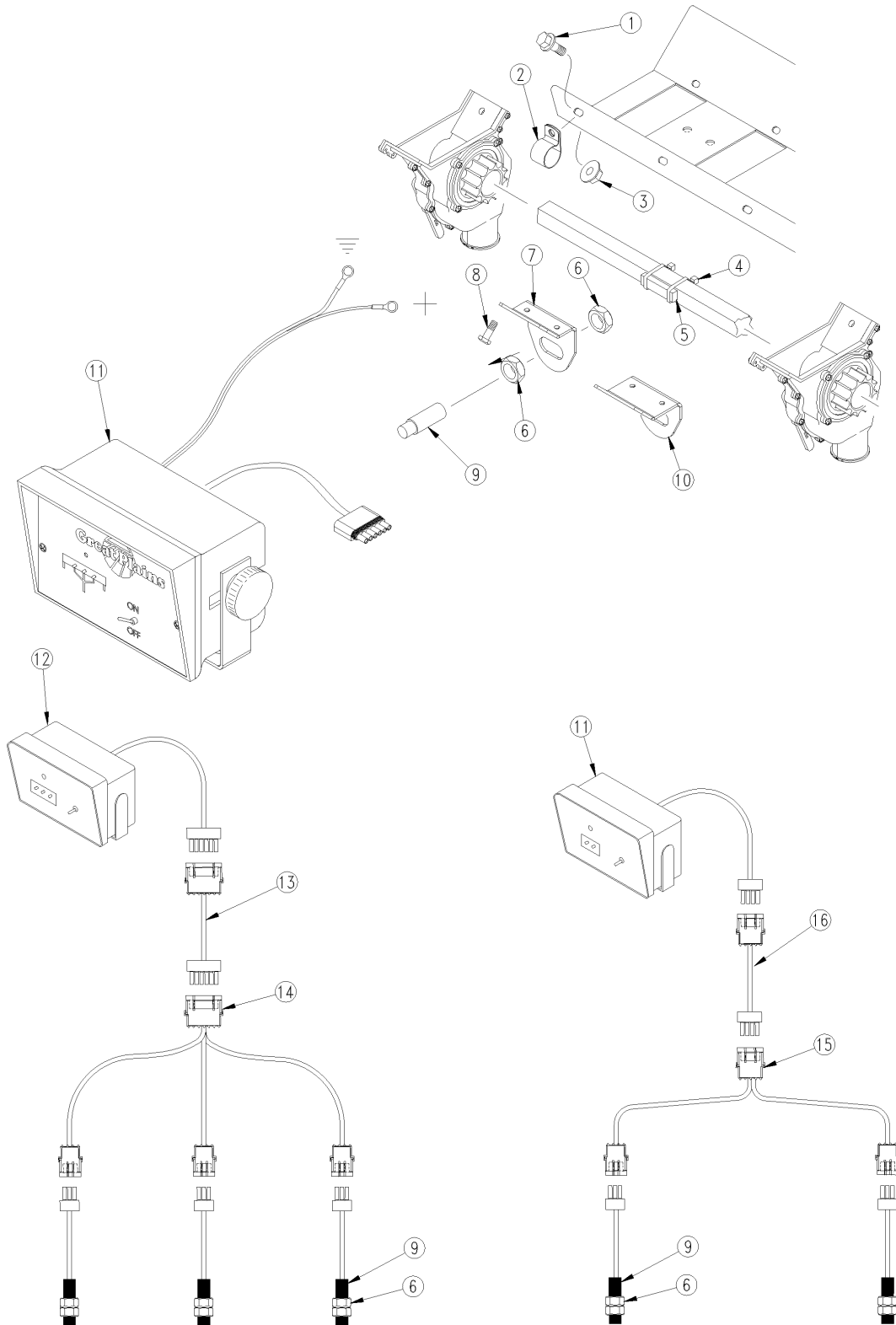
(Applies to 2N-2410 (1995+), 2N-3010 (1995+) only)

Ref	Part No.	Part Description	Comments	Revision
	dwg13240	Image No.		
1.	802-007C	HHCS 5/16-18X3/4 GR5		
2.	063-0159-825	RPBY 117-0159-929		
3.	116-182D	RAVEN SWITCH BRACKET		
4.	804-036C	WASHER FLAT 5/16 SAE PLT		
5.	804-009C	WASHER LOCK SPRING 5/16 PLT		
6.	803-008C	NUT HEX 5/16-18 PLT		
7.	800-148C	CABLE TIE MOUNT		
8.	801-016C	SCREW RD HD 8-32 X 1/2 LG PLT		
9.	800-149C	RPBY 800-112C		
10.	804-088C	WASHER FLAT #8 PLT		
11.	804-043C	WASHER LOCK #8		
12.	803-064C	NUT HEX 8-32		
13.	063-0171-101	RAVEN SHAFT MONITOR MAGNETS		
14.	115-0159-661	RAVEN SENSOR CABLE ASSY		
	823-119C	2SNT SHAFT SENSOR CABLE	Includes items 2; 13 & 14	

[Table of Contents](#) [Part Number Index](#)

Loup Shaft Monitor (2 Channel 116-282A) (3 Channel 116-283A)

(Applies to 2N-2410 (1995+), 2N-3010 (1995+) only)



34220

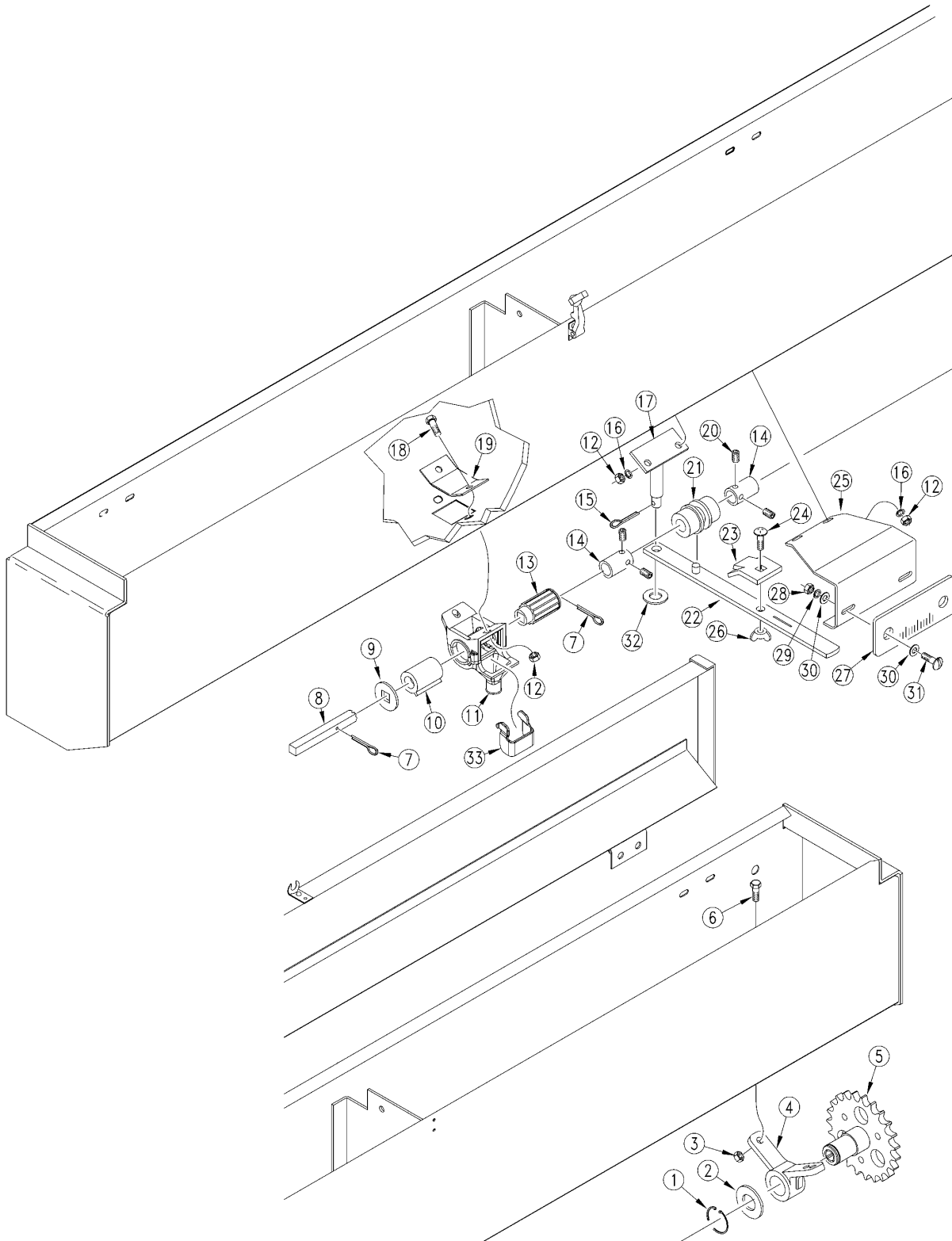
Loup Shaft Monitor (2 Channel 116-282A) (3 Channel 116-283A)

(Applies to 2N-2410 (1995+), 2N-3010 (1995+) only)

Ref	Part No.	Part Description	Comments	Revision
	dwg34220	Image No.		
1.	802-257C	HFSS 1/4-20X3/4 GR5		
2.	800-052C	HOSE CLIP 5/8 I.D.		
3.	803-088C	NUT HEX LOCK 1/4-20 FLG		
4.	770026	CABLE TIE, NYLON		
5.	540017	MAGNET, ADHESIVE BACKED, LARGE		
6.	710425	NUT HEX JAM, PLASTIC M16 X 2		
7.	116-019D	SHAFT SENSOR MOUNT		
8.	801-199C	SCR SELF TAP #10 X 3/4		
9.	253100	LOUP SHAFT SENSOR 2&3 CHANNEL		
10.	116-020D	SMALL CUP SENSOR MOUNT		
11.	253017	LOUP 3 CHANNEL SHAFT MONITOR		
12.	253016	LOUP 2 CHANNEL SHAFT MONITOR		
13.	833-595C	SHAFT MONITOR EXT. 30' 6P WP		
14.	318951	HARNESS 3 SHAFT MONITOR LOUP		
15.	253017	LOUP 3 CHANNEL SHAFT MONITOR		
16.	833-596C	SHAFT MONITOR EXT. 25' 4P WP		
17.	318917	HARNESS 2 SHAFT MONITOR LOUP		

Small Seeds Metering (Option)

(Applies to 2N-2410 (1995+), 2N-3010 (1995+) only)



13355

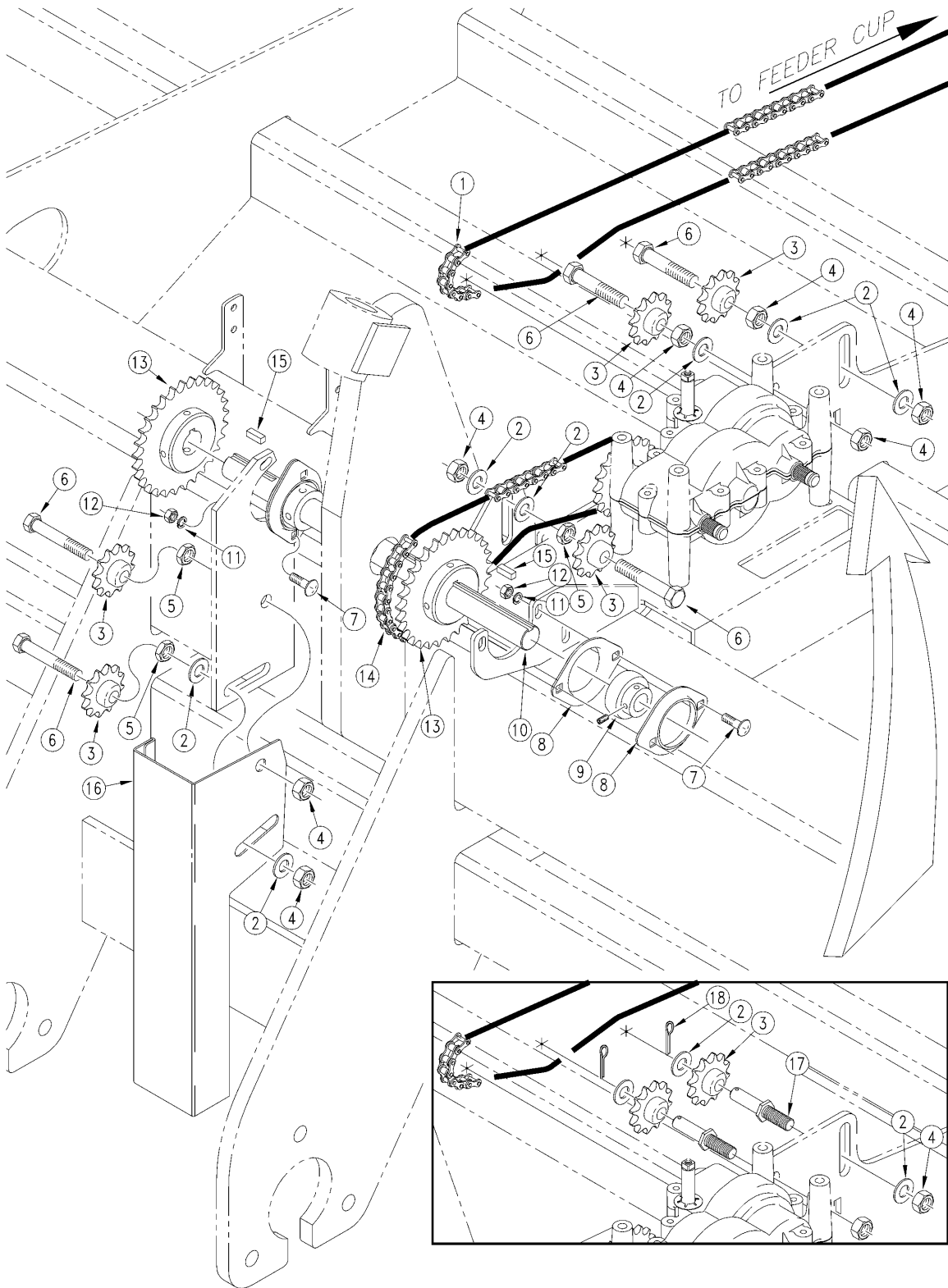
Small Seeds Metering (Option)

(Applies to 2N-2410 (1995+), 2N-3010 (1995+) only)

Ref	Part No.	Part Description	Comments	Revision
	dwg13355	Image No.		
1.	800-028C	SNAP RING .875		
2.	804-044C	WASHER FLAT 1 3/8X.876X.048 TH		
3.	803-088C	NUT HEX LOCK 1/4-20 FLG		
4.	817-026C	HANGER DRIVE SHAFT		
5.	123-473H	COUPLER DRIVE SPROCKET WELD		
6.	802-078C	HHCS 1/4-20X5/8 GR5		
7.	805-067C	PIN COTTER 1/8 X 3/4		
8.	123-399D	24' 2SNT 7 1/2 OUT SGS SHAFT		
8.	123-400D	24' 2SNT 7 1/2INSIDE SGS SHAFT		
8.	123-401D	24' 2SNT 10 SGS SHAFT		
8.	123-402D	30' 2SNT 7 1/2 SGS SHAFT		
9.	804-042C	WASHER GRASS SEEDER CUP SHAFT		
10.	817-009C	GRASS SEEDER SLEEVE		
11.	817-008C	RPBY 817-504C		
12.	803-006C	NUT-HEX 1/4-20 PLT		
13.	817-010C	GRASS SEEDER SPROCKET		
14.	890-349C	3/8 SHAFT LOCKING COLLAR		2nd Revision
14.	123-436D	RPBY 890-349C		1st Revision
15.	805-019C	PIN COTTER 5/32 X 1 PLT		
16.	804-006C	WASHER LOCK SPRING 1/4 PLT		
17.	123-050H	ADJUSTMENT HANDLE PIVOT		
18.	802-148C	HFSS 1/4-20X1/2 GR5		
19.	123-190D	SEED CUP COVER		
20.	801-035C	SCREW SET 5/16-18 SKT KP X 3/8		
21.	123-116D	SEED ADJUSTMENT SPOOL		
22.	123-476H	REAR SEED RATE ADJ HANDLE WLD		
23.	123-113D	LOCK TAB		
24.	802-092C	RHSNB 5/16-18X3/4 GR5		
25.	123-410D	GAUGE MOUNTING BRACKET		
26.	803-058C	NUT WING 5/16-18		
27.	819-041C	SEED ADJUSTMENT GUIDE		
28.	803-035C	NUT HEX 8-32 BRASS		
29.	804-002C	WASHER INTERNAL STAR #8 BRASS		
30.	804-003C	WASHER FLAT #8 BRASS		
31.	801-001C	SCREW RD HD 8-32 X 3/8 BRASS		
32.	804-012C	WASHER FLAT 3/8 SAE PLT		
33.	817-806C	SMALL SEEDS CUP WIND SHIELD		

Drive

(Applies to 2N-2410 (1995+), 2N-3010 (1995+) only)



15579

Drive

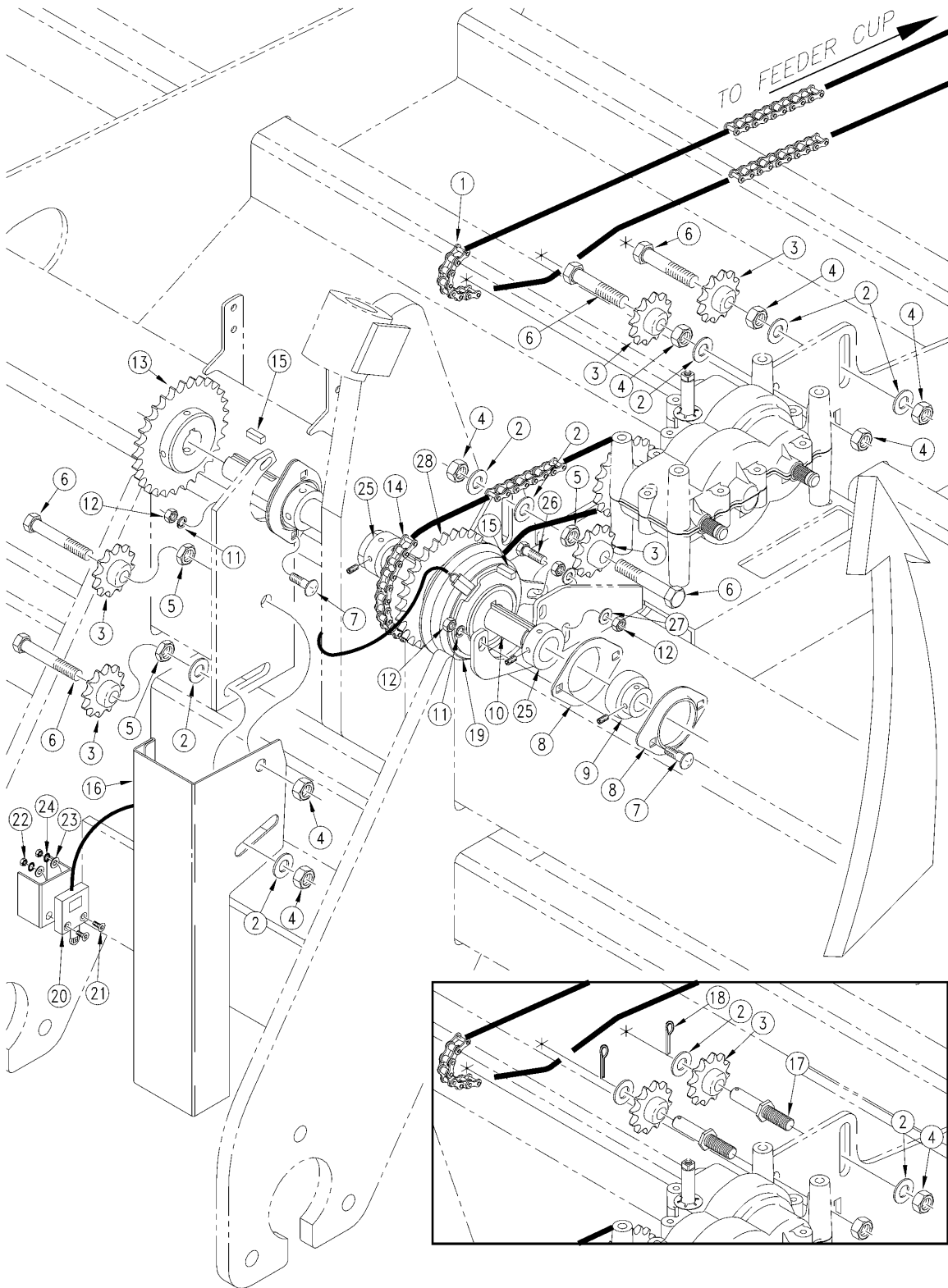
(Applies to 2N-2410 (1995+), 2N-3010 (1995+) only)

Ref	Part No.	Part Description	Comments	Revision
	dwg15579	Image No.		
1.	136-122D	CHAIN RL #40 129 PITCHES		2nd Revision
1.	809-164C	RPBY 136-122D		1st Revision
2.	804-017C	WASHER FLAT 1/2 USS PLT		
3.	817-025C	NO. 40 12T IDLER SPKT.		
4.	803-178C	NUT NYLOCK JAM NUT 1/2-13		
5.	803-036C	NUT HEX JAM 1/2-13 PLT		
6.	802-039C	HHCS 1/2-13X3 GR5		
7.	802-282C	RHSNB 5/16-18X1 GR5		
8.	822-032C	FLANGETTE 52 MST		
9.	822-060C	BRG INS 1.00IDX2.04OD SPH		
10.	152-278D	CLUTCH SHAFT LH 30'		
10.	152-418D	CLUTCH SHAFT - 30' RH		
11.	804-009C	WASHER LOCK SPRING 5/16 PLT		
12.	803-008C	NUT HEX 5/16-18 PLT		
13.	808-058C	SPKT 40B30 X 1 W/KW & SS		
14.	809-060C	CHAIN #40 X 66 PITCHES		
15.	123-004D	KEY 1/4 X 1		
16.	152-290D	GAUGE WHEEL UPPER CHAIN GUARD		
17.	802-039C	HHCS 1/2-13X3 GR5		2nd Revision
17.	197-226D	REPLACED BY 802-039C		1st Revision
18.	805-064C	PIN COTTER 7/64 X 1 LONG		

Table of Contents Part Number Index

Drive With Electric Clutch (S/N C1852 + 24' Drills & D2184 + 30' Drills)

(Applies to 2N-2410 (1995+), 2N-3010 (1995+) only)



19662

Drive With Electric Clutch (S/N C1852 + 24' Drills & D2184 + 30' Drills)

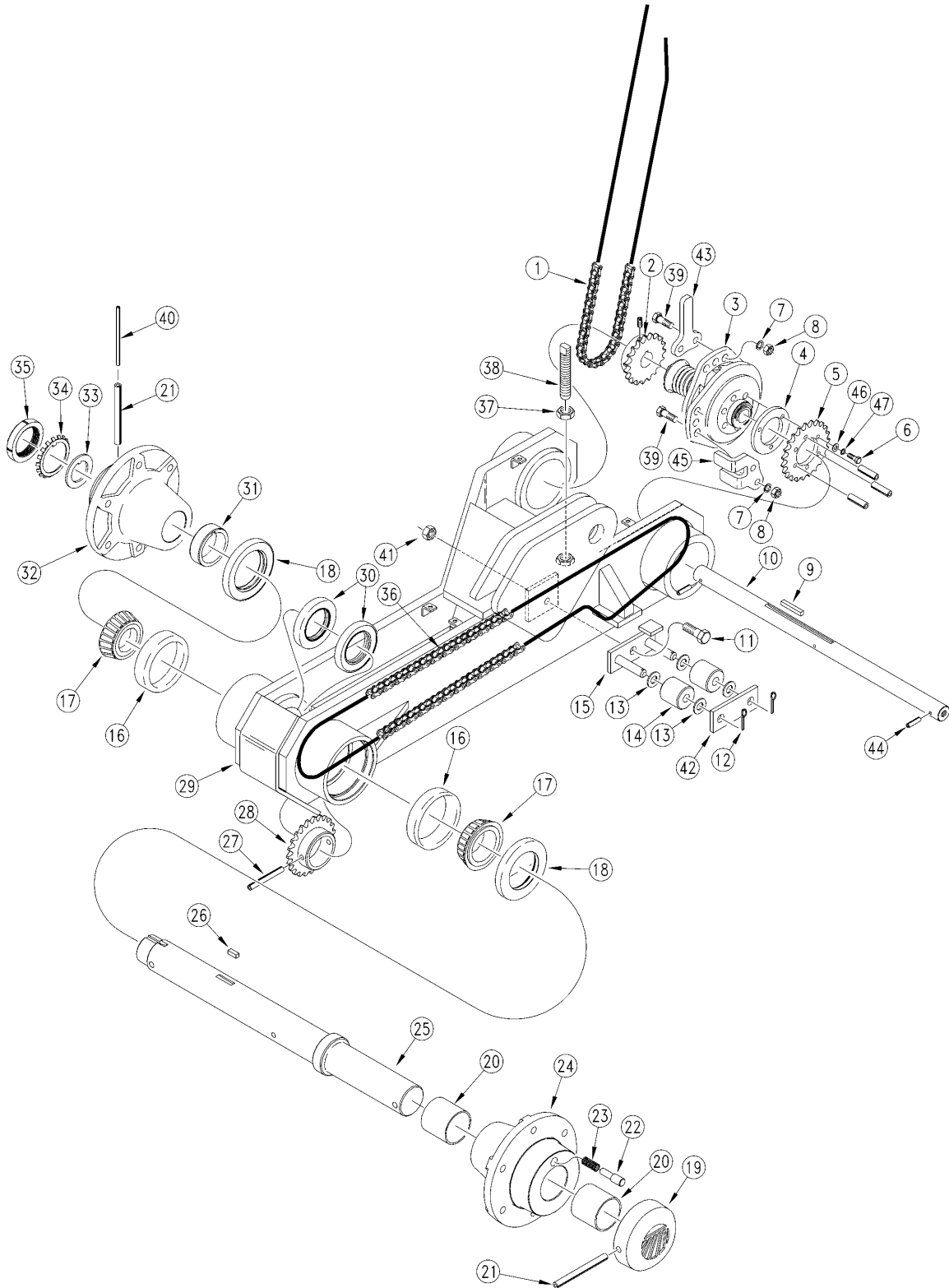
(Applies to 2N-2410 (1995+), 2N-3010 (1995+) only)

Ref	Part No.	Part Description	Comments	Revision
	dwg19662	Image No.		
1.	136-122D	CHAIN RL #40 129 PITCHES		
1.	809-164C	RPBY 136-122D		
2.	804-017C	WASHER FLAT 1/2 USS PLT		
3.	817-025C	NO. 40 12T IDLER SPKT.		
4.	803-178C	NUT NYLOCK JAM NUT 1/2-13		
5.	803-036C	NUT HEX JAM 1/2-13 PLT		
6.	802-039C	HHCS 1/2-13X3 GR5		
7.	802-282C	RHSNB 5/16-18X1 GR5		
8.	822-032C	FLANGETTE 52 MST		
9.	822-060C	BRG INS 1.00IDX2.04OD SPH		
10.	152-278D	CLUTCH SHAFT LH 30'		
10.	152-418D	CLUTCH SHAFT - 30' RH		
11.	804-009C	WASHER LOCK SPRING 5/16 PLT		
12.	803-008C	NUT HEX 5/16-18 PLT		
13.	808-058C	SPKT 40B30 X 1 W/KW & SS		
14.	809-060C	CHAIN #40 X 66 PITCHES		
15.	123-004D	KEY 1/4 X 1		
16.	152-290D	GAUGE WHEEL UPPER CHAIN GUARD		
17.	802-039C	HHCS 1/2-13X3 GR5		
17.	197-226D	REPLACED BY 802-039C		
18.	805-064C	PIN COTTER 7/64 X 1 LONG		
19.	823-094C	WARNER ELEC. CLUTCH CW		
20.	823-198C	2SNT IMPLEMENT SWITCH		
21.	801-005C	SCREW PAN HD 1/4-20 X 3/4		
22.	803-001C	NUT HEX 10-24 PLT		
23.	804-046C	WASHER FLAT #10 SAE PLT		
24.	804-004C	WASHER INTERNAL STAR #10 PLT		
25.	890-343C	LOCK COLLAR 1 ID W/SS		
26.	802-197C	HHCS 5/16-18X2 3/4 GR5		
27.	804-010C	WASHER FLAT 5/16 USS PLT		
28.	152-284D	30T 2SNT ELECTRIC CLUTCH SPCKT		

[Table of Contents](#) [Part Number Index](#)

Gauge Wheel Drive (S/N C1692- 24' Drills And D1904- 30' Drills)

(Applies to 2N-2410 (1995+), 2N-3010 (1995+) only)



14453

Gauge Wheel Drive (S/N C1692- 24' Drills And D1904- 30' Drills)

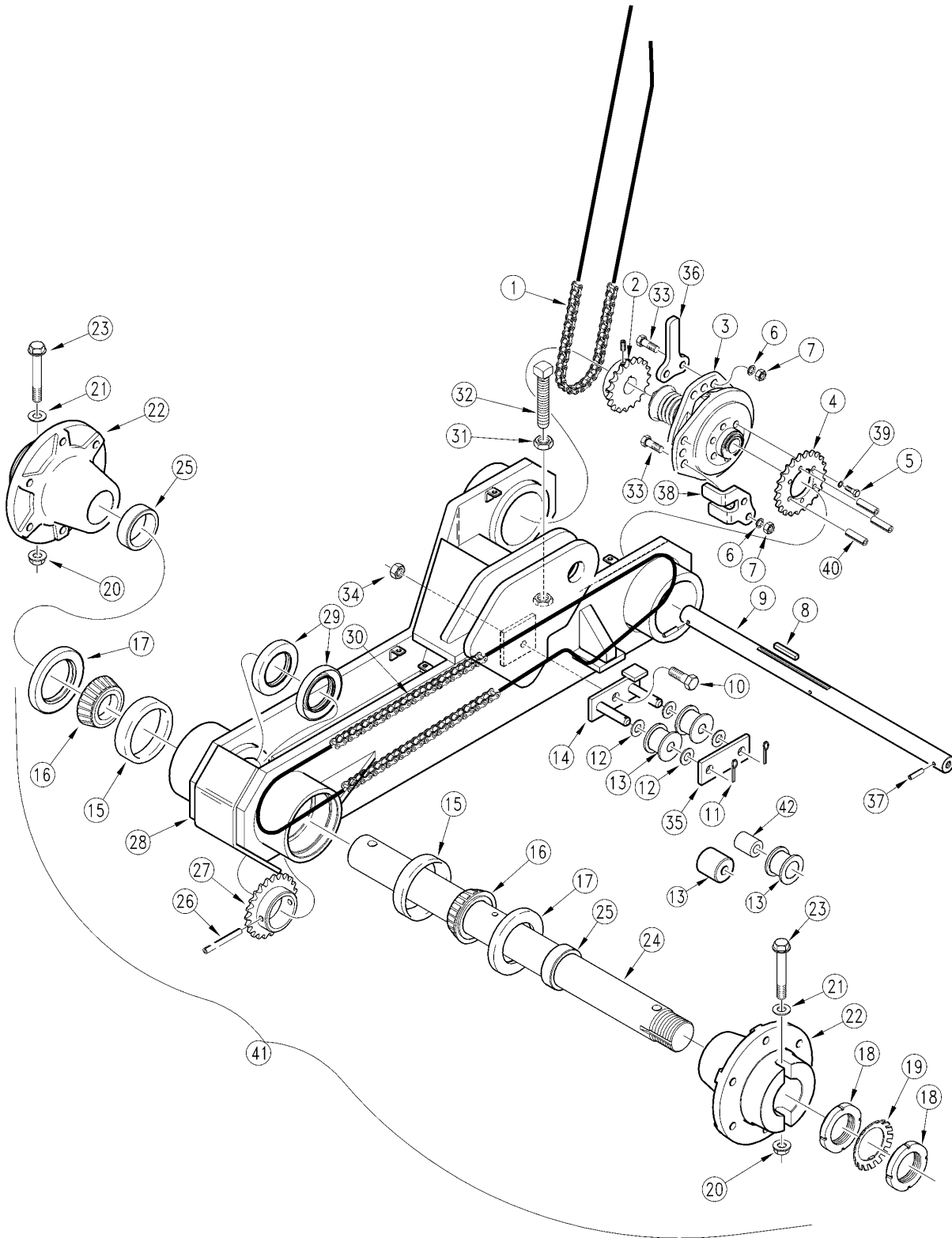
(Applies to 2N-2410 (1995+), 2N-3010 (1995+) only)

Ref	Part No.	Part Description	Comments	Revision
	dwg14453	Image No.		
1.	136-112D	CHAIN RL #40 126 PITCHES		Rev. 2
1.	809-153C	RPBY 136-112D		Use existing stock; rev. 1
2.	808-125C	SPKT 40B19X1 B MAX .875 THRU		Rev. 2
2.	152-312D	REPLACED BY 808-125C		Use existing stock; rev. 1
3.	176-041S	JAW CLUTCH CCW EXTENDED		Rev. 2
3.	176-039S	RPBY 176-041S & 176-045S		Use existing stock; rev. 1
4.	172-330D	36' & 45' SPROCKET SPACER	Used only with old clutch 176-039S	
5.	152-283D	RPBY 808-240C		
6.	802-005C	HHCS 1/4-20X1 GR5		
7.	804-013C	WASHER LOCK SPRING 3/8 PLT		
8.	803-014C	NUT HEX 3/8-16 PLT		
9.	123-004D	KEY 1/4 X 1		
10.	152-266D	GAUGE WHEEL JACK SHAFT		
11.	802-258C	HHCS 1/2-13X1 GR5		
12.	805-064C	PIN COTTER 7/64 X 1 LONG		
13.	804-016C	WASHER FLAT 1/2 SAE PLT		
14.	195-069D	IDLER ROLLER		
15.	120-212H	TWO PIN IDLER WELDMENT		
16.	822-037C	BRG CUP 3.67ODX.93WD #3720		
17.	822-036C	BRG CONE 2.00IDX1.18WD #3780		
18.	816-138C	SEAL DBL LIP 2.5 ID X 3.881 OD		
19.	152-271D	RPBY 152-191A		
19.	152-270D	RPBY 152-191A		
20.	890-133C	BUSHING WALKING TANDEM		
21.	805-116C	PIN ROLL 3/8 X 3 1/2 PLT		
22.	152-267D	RPBY 152-191A		
23.	807-096C	SPRING COMP 1/2 OD X 1 LG		
24.	152-268D	RPBY 152-191A		
25.	152-272D	RPBY 152-191A		
26.	310-331D	KEY 1/4 X 11/16 LONG		
27.	805-125C	PIN ROLL 5/16 X 2 1/2 PLT		
28.	808-059C	SPKT 40B23 X 2 W/5/16 HOLE		Rev. 2
28.	152-311D	RPBY 808-059C		Use existing stock; rev. 1
29.	152-133H	RPBY 152-268S		
30.	816-084C	SEAL 2 X 3.1875 X 0.469		
31.	152-274D	RPBY 152-191A		
32.	152-269D	RPBY 152-191A		
33.	804-106C	WASHER BRG TONGUED K91509		
34.	804-083C	WASHER BRG LOCK 1.767		
35.	803-186C	NUT BRG LOCK 1.767 OD THD		
36.	136-116D	CHAIN RL #40 140 PITCHES		Rev. 2
36.	809-158C	RPBY 136-116D		Use existing stock; rev. 1
37.	803-023C	NUT HEX JAM 5/8-11 PLT		
38.	801-059C	SCREW SQ HD 5/8-11X3 1/2 GR5		
39.	802-017C	HHCS 3/8-16X1 GR5		
40.	805-211C	PIN ROLL 7/32 X 3 PLT		
41.	803-019C	NUT LOCK 1/2-13 PLT		
42.	152-372D	IDLER ARM RETAINER		
43.	152-262D	CLUTCH ENGAGE ARM		
44.	805-024C	PIN ROLL 3/16X 1 1/2 PLT		
45.	152-376D	CLUTCH ENGAGEMENT BRACKET		
46.	804-007C	WASHER FLAT 1/4 SAE PLT		
47.	804-006C	WASHER LOCK SPRING 1/4 PLT		

[Table of Contents](#) [Part Number Index](#)

Gauge Wheel Drive (S/N C1693- C1851 24' Drills And S/N D1905- D2183 30' Drills)

(Applies to 2N-2410 (1995+), 2N-3010 (1995+) only)



16044

Table of Contents Part Number Index

Drives

Gauge Wheel Drive (S/N C1693- C1851 24' Drills And S/N D1905- D2183 30' Drills)

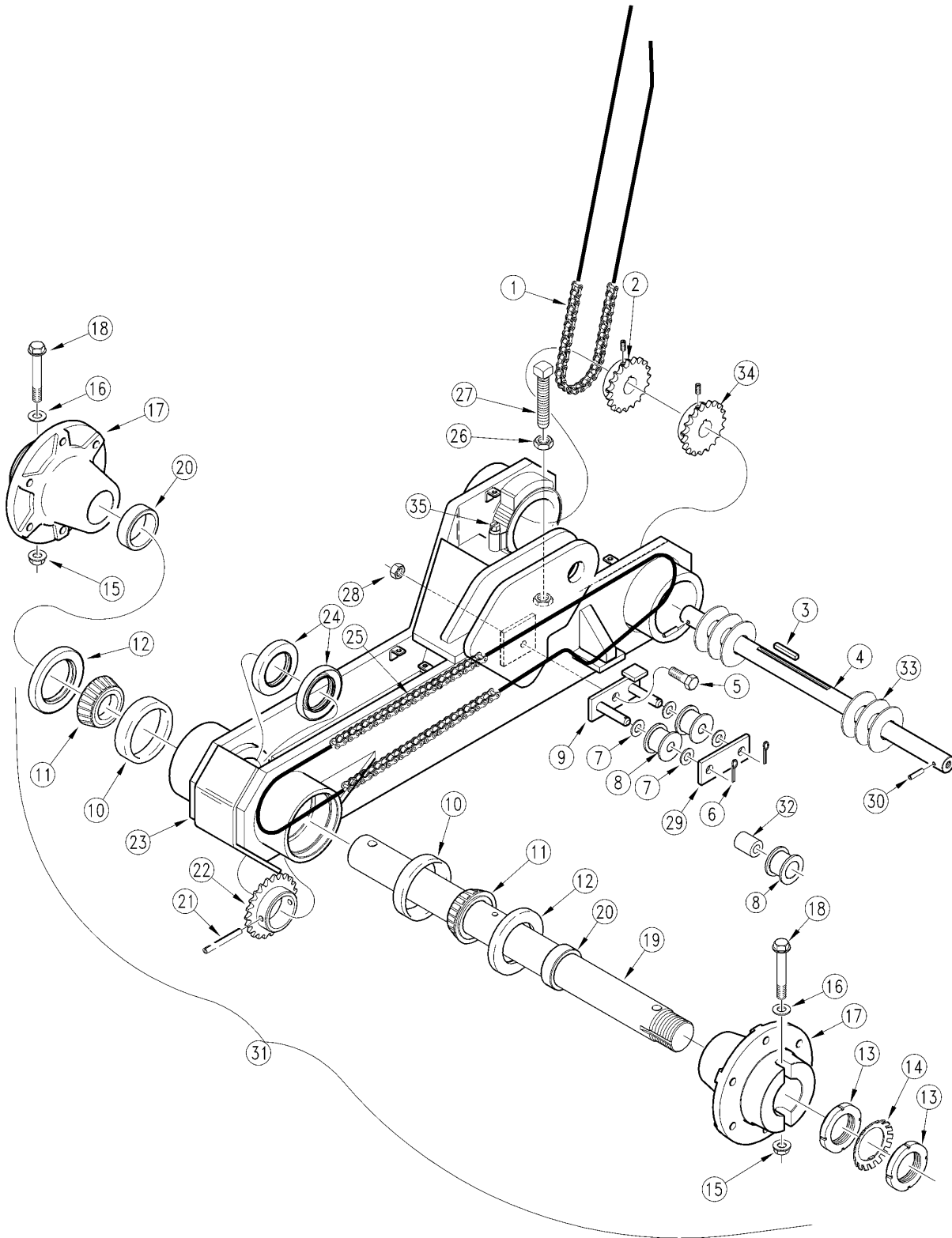
(Applies to 2N-2410 (1995+), 2N-3010 (1995+) only)

Ref	Part No.	Part Description	Comments	Revision
	dwg16044	Image No.		
1.	136-112D	CHAIN RL #40 126 PITCHES		2nd rev.
1.	809-153C	RPBY 136-112D		Use existing stock; 1st rev.
2.	808-125C	SPKT 40B19X1 B MAX .875 THRU		
3.	176-041S	JAW CLUTCH CCW EXTENDED		
4.	152-283D	RPBY 808-240C		
5.	802-004C	HHCS 1/4-20X3/4 GR5		
6.	804-013C	WASHER LOCK SPRING 3/8 PLT		
7.	803-014C	NUT HEX 3/8-16 PLT		
8.	123-004D	KEY 1/4 X 1		
9.	152-266D	GAUGE WHEEL JACK SHAFT		
10.	802-258C	HHCS 1/2-13X1 GR5		
11.	805-064C	PIN COTTER 7/64 X 1 LONG		
12.	804-016C	WASHER FLAT 1/2 SAE PLT		
13.	817-333C	RPBY 817-713C		3rd rev.
13.	404-033D	IDLER BUSHING	Use with item 42.	Use existing stock; 2nd rev.
13.	195-069D	IDLER ROLLER		Use existing stock; 1st rev.
14.	120-212H	TWO PIN IDLER WELDMENT		
15.	822-037C	BRG CUP 3.67ODX.93WD #3720		
16.	822-036C	BRG CONE 2.00IDX1.18WD #3780		
17.	816-138C	SEAL DBL LIP 2.5 ID X 3.881 OD		
18.	803-208C	NUT BRG LOCK, TN-10		
19.	804-098C	WASHER BRG LOCK, TW110		
20.	803-263C	NUT HEX FLANGE LOCK 5/8-11 PLT		
21.	804-095C	WASHER FLAT 5/8 HARD ASTM F436		
22.	152-390D	6-BOLT HEAVY DRIVE HUB 2 BORE		
23.	802-640C	RPBY 802-687C		
24.	152-387D	SPNDLE 2"X22 5/16W/1.95-18THD		
25.	120-198D	AXLE SPACER TUBE		
26.	805-125C	PIN ROLL 5/16 X 2 1/2 PLT		
27.	808-059C	SPKT 40B23 X 2 W/5/16 HOLE		
28.	152-190H	2SNT GAUGE WHEEL WELDMENT		
29.	816-084C	SEAL 2 X 3.1875 X 0.469		
30.	136-116D	CHAIN RL #40 140 PITCHES		2nd rev.
30.	809-158C	RPBY 136-116D		Use existing stock; 1st rev.
31.	803-023C	NUT HEX JAM 5/8-11 PLT		
32.	801-059C	SCREW SQ HD 5/8-11X3 1/2 GR5		
33.	802-017C	HHCS 3/8-16X1 GR5		
34.	803-019C	NUT LOCK 1/2-13 PLT		
35.	152-372D	IDLER ARM RETAINER		
36.	152-262D	CLUTCH ENGAGE ARM		
37.	805-024C	PIN ROLL 3/16X 1 1/2 PLT		
38.	152-376D	CLUTCH ENGAGEMENT BRACKET		
39.	804-006C	WASHER LOCK SPRING 1/4 PLT		
40.	805-026C	PIN ROLL 1/4 X 3/4 PLT		
41.	152-191A	2SNT SOLID GAUGE WHEEL UPDATE	Includes items 17 through 25 & 29	
42.	152-411D	GW IDLER SPACER		

[Table of Contents](#) [Part Number Index](#)

Gauge Wheel Drive (S/N C1852 - C1865 24' Drills & D2184 - D2218 30' Drills)

(Applies to 2N-2410 (1995+), 2N-3010 (1995+) only)



19663

Gauge Wheel Drive (S/N C1852 - C1865 24' Drills & D2184 - D2218 30' Drills)

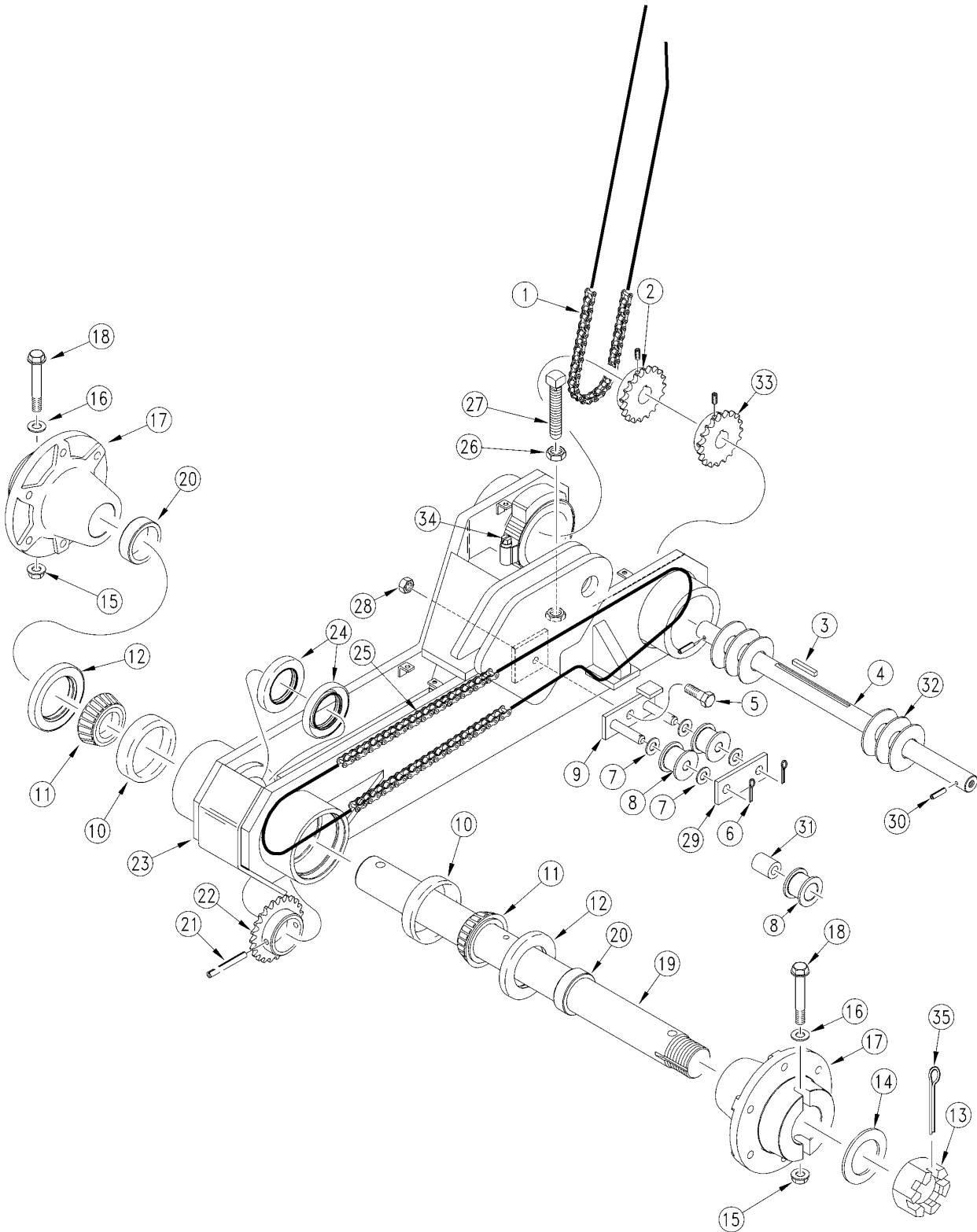
(Applies to 2N-2410 (1995+), 2N-3010 (1995+) only)

Ref	Part No.	Part Description	Comments	Revision
	dwg19663	Image No.		
1.	136-112D	CHAIN RL #40 126 PITCHES		
2.	808-125C	SPKT 40B19X1 B MAX .875 THRU		
3.	123-004D	KEY 1/4 X 1		
4.	152-497D	2SNT GW JACK SHAFT		
5.	802-258C	HHCS 1/2-13X1 GR5		
6.	805-064C	PIN COTTER 7/64 X 1 LONG		
7.	804-016C	WASHER FLAT 1/2 SAE PLT		
8.	817-333C	RPBY 817-713C		
9.	120-212H	TWO PIN IDLER WELDMENT		
10.	822-037C	BRG CUP 3.67ODX.93WD #3720		
11.	822-036C	BRG CONE 2.00IDX1.18WD #3780		
12.	816-138C	SEAL DBL LIP 2.5 ID X 3.881 OD		
13.	803-208C	NUT BRG LOCK, TN-10		
14.	804-098C	WASHER BRG LOCK, TW110		
15.	803-263C	NUT HEX FLANGE LOCK 5/8-11 PLT		
16.	804-095C	WASHER FLAT 5/8 HARD ASTM F436		
17.	152-390D	6-BOLT HEAVY DRIVE HUB 2 BORE		
18.	802-687C	HHCS 5/8-11X4 SPTHD GR8		
19.	152-387D	SPNDLE 2"X22 5/16W/1.95-18THD		
20.	120-198D	AXLE SPACER TUBE		
21.	805-125C	PIN ROLL 5/16 X 2 1/2 PLT		
22.	808-059C	SPKT 40B23 X 2 W/5/16 HOLE		
23.	152-190H	2SNT GAUGE WHEEL WELDMENT		
24.	816-084C	SEAL 2 X 3.1875 X 0.469		
25.	136-116D	CHAIN RL #40 140 PITCHES		
26.	803-023C	NUT HEX JAM 5/8-11 PLT		
27.	801-059C	SCREW SQ HD 5/8-11X3 1/2 GR5		
28.	803-019C	NUT LOCK 1/2-13 PLT		
29.	152-372D	IDLER ARM RETAINER		
30.	805-024C	PIN ROLL 3/16X 1 1/2 PLT		
31.	152-191A	2SNT SOLID GAUGE WHEEL UPDATE		
32.	152-411D	GW IDLER SPACER		
33.	804-029C	WASHER FLAT 1 SAE		
34.	808-172C	SPKT 40B23 X 1 BORE W/KW & SS		
35.	890-433C	ELE. CLUTCH SWITCH CAM CLAMP		

[Table of Contents](#) [Part Number Index](#)

Gauge Wheel Drive (S/N C1866+ 24' Drills & D2219+ 30' Drills)

(Applies to 2N-2410 (1995+), 2N-3010 (1995+) only)



21792

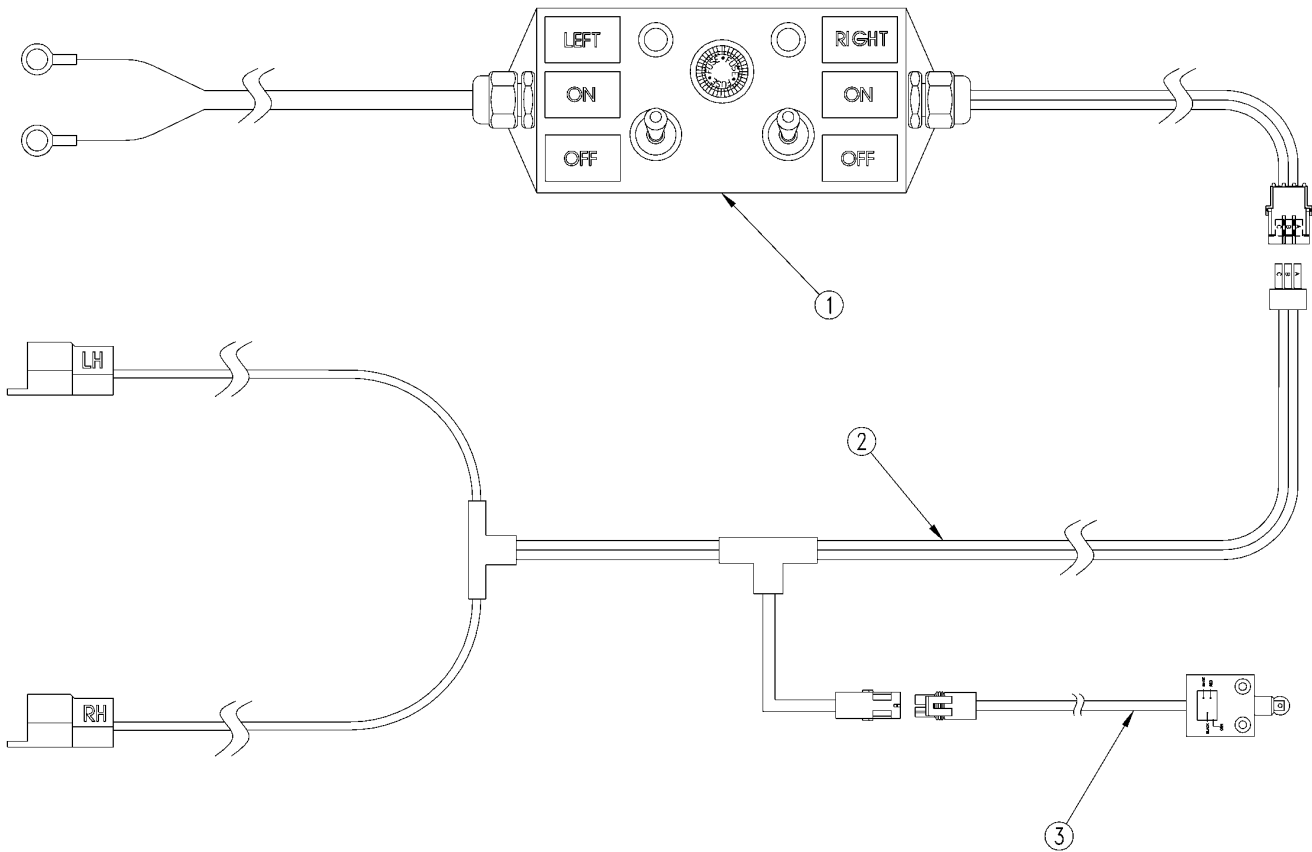
Gauge Wheel Drive (S/N C1866+ 24' Drills & D2219+ 30' Drills)

(Applies to 2N-2410 (1995+), 2N-3010 (1995+) only)

Ref	Part No.	Part Description	Comments	Revision
	dwg21792	Image No.		
1.	136-112D	CHAIN RL #40 126 PITCHES		
2.	808-125C	SPKT 40B19X1 B MAX .875 THRU		
3.	123-004D	KEY 1/4 X 1		
4.	152-497D	2SNT GW JACK SHAFT		
5.	802-258C	HHCS 1/2-13X1 GR5		
6.	805-064C	PIN COTTER 7/64 X 1 LONG		
7.	804-016C	WASHER FLAT 1/2 SAE PLT		
8.	817-333C	RPBY 817-713C		
9.	120-212H	TWO PIN IDLER WELDMENT		
10.	822-037C	BRG CUP 3.67ODX.93WD #3720		
11.	822-036C	BRG CONE 2.00IDX1.18WD #3780		
12.	816-138C	SEAL DBL LIP 2.5 ID X 3.881 OD		
13.	803-239C	NUT HEX SLOTTED 1 1/2-12 PLT		
14.	804-182C	WASHER HARD 1 1/2 MILCARB GR8		
15.	803-263C	NUT HEX FLANGE LOCK 5/8-11 PLT		
16.	804-095C	WASHER FLAT 5/8 HARD ASTM F436		
17.	152-390D	6-BOLT HEAVY DRIVE HUB 2 BORE		
18.	802-687C	HHCS 5/8-11X4 SPTHD GR8		
19.	152-553D	2SNT GW SPINDLE		
20.	120-198D	AXLE SPACER TUBE		
21.	805-125C	PIN ROLL 5/16 X 2 1/2 PLT		
22.	808-059C	SPKT 40B23 X 2 W/5/16 HOLE		
23.	152-190H	2SNT GAUGE WHEEL WELDMENT		
24.	816-084C	SEAL 2 X 3.1875 X 0.469		
25.	136-116D	CHAIN RL #40 140 PITCHES		
26.	803-023C	NUT HEX JAM 5/8-11 PLT		
27.	801-059C	SCREW SQ HD 5/8-11X3 1/2 GR5		
28.	803-019C	NUT LOCK 1/2-13 PLT		
29.	152-372D	IDLER ARM RETAINER		
30.	805-024C	PIN ROLL 3/16X 1 1/2 PLT		
31.	152-411D	GW IDLER SPACER		
32.	804-029C	WASHER FLAT 1 SAE		
33.	808-172C	SPKT 40B23 X 1 BORE W/KW & SS		
34.	890-433C	ELE. CLUTCH SWITCH CAM CLAMP		
35.	805-148C	PIN COTTER 3/8 X 3 PLT		

Electric Clutch Console & Harness

(Applies to 2N-2410 (1995+), 2N-3010 (1995+) only)



19694

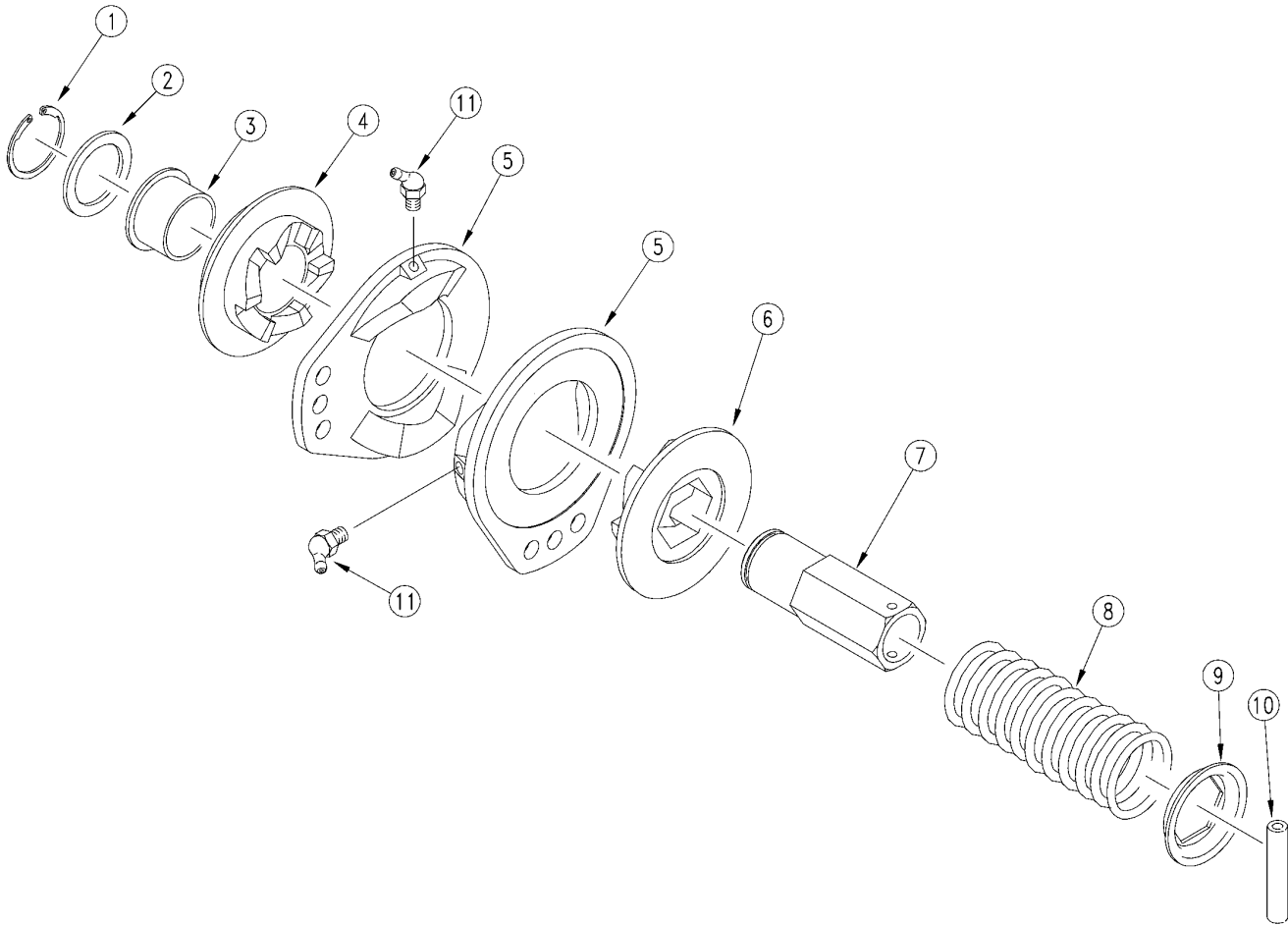
Electric Clutch Console & Harness

(Applies to 2N-2410 (1995+), 2N-3010 (1995+) only)

Ref	Part No.	Part Description	Comments	Revision
	dwg19694	Image No.		
1.	823-196C	2SNT CLUTCH CONSOLE & HARNESS		
2.	823-197C	2SNT CLUTCH IMPLEMENT HARNESS		
3.	823-198C	2SNT IMPLEMENT SWITCH		

Jaw Clutch With Zerks

(Applies to 2N-2410 (1995+), 2N-3010 (1995+) only)



11713

Jaw Clutch With Zerks

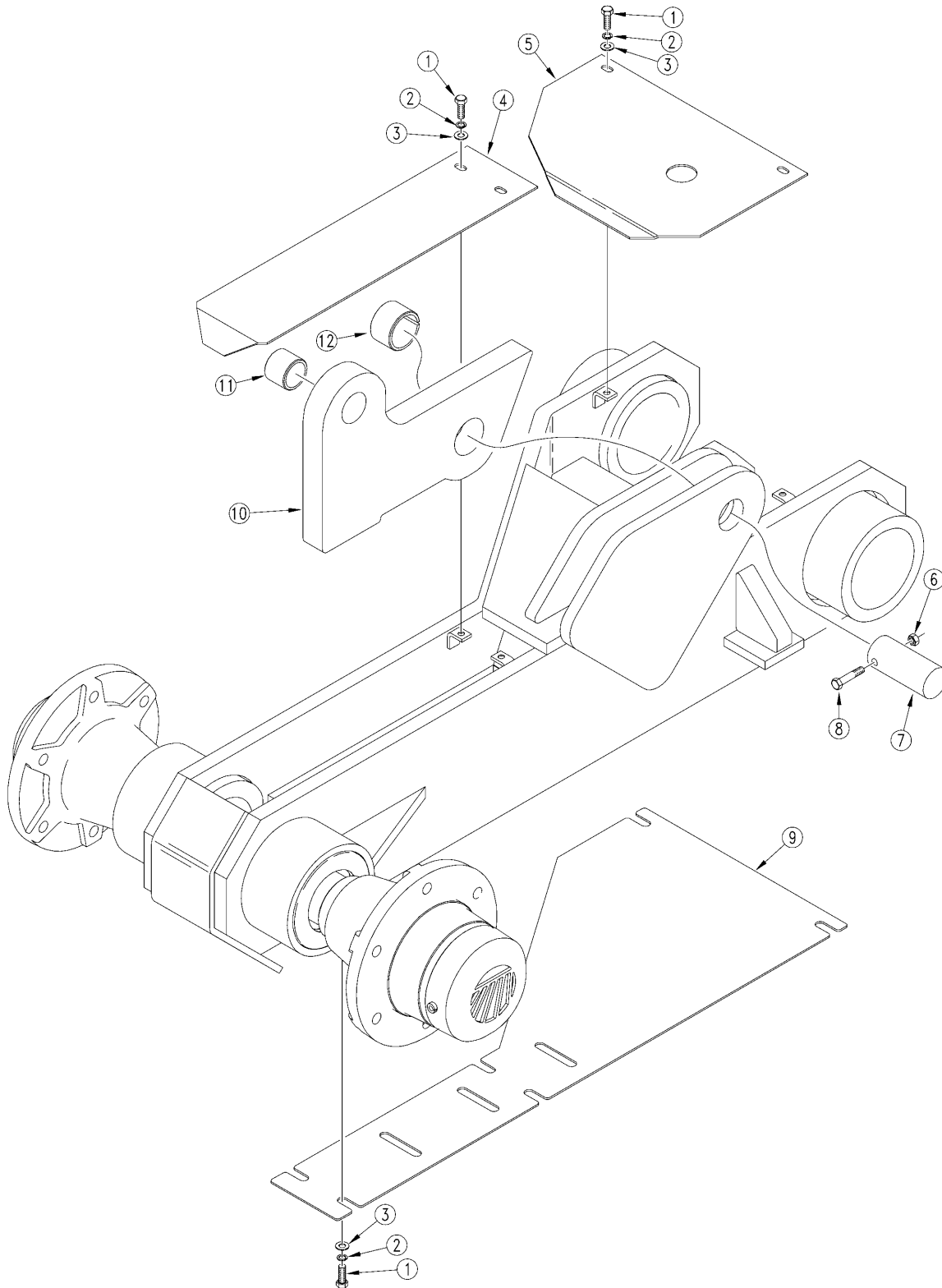
(Applies to 2N-2410 (1995+), 2N-3010 (1995+) only)

Ref	Part No.	Part Description	Comments	Revision
	dwg11713	Image No.		
	176-041S	JAW CLUTCH CCW EXTENDED	Includes Items 1 through 10	2nd Revision
	176-039S	RPBY 176-041S & 176-045S	Includes Items 1 through 10	1st Revision
1.	800-177C	SNAP RING EXT 1 1/4 HEAVY		2nd Revision
1.	800-077C	SNAP RING EXT INVERTED 1-1/4		1st Revision
2.	176-065D	CLUTCH FRICTION WASHER		
3.	817-111C	BSHG FLG 1.26IDX1.41ODX.87L		
4.	176-079D	CLUTCH DRIVE PLATE LONG - CCW		2nd Revision
4.	176-062D	RPBY 176-079D & 176-082D		1st Revision
5.	176-080D	CLUTCJ ARM PLATE		2nd Revision
5.	176-063D	RPBY 176-080D		1st Revision
6.	176-077D	CLUTCH SLIDE PLATE - CCW		2nd Revision
6.	176-060D	RPBY 176-077D		1st Revision
7.	176-083D	CLUTCH HUB 1 BORE		3rd Revision
7.	176-073D	RPBY 176-083D		2nd Revision
7.	176-064D	RPBY 176-073D		1st Revision
8.	807-097C	SPRING COMP 2 1/16 OD X 4 LG		
9.	176-066D	CLUTCH SPRING RETAINER		
10.	805-024C	PIN ROLL 3/16X 1 1/2 PLT		2nd Revision
10.	805-172C	RPBY 805-024C		1st Revision
11.	800-058C	GREASE ZERK 1/4-28 X 45-DEG		

[Table of Contents](#) [Part Number Index](#)

Gauge Wheel (S/N C1692- 24' Drills And D1904- 30' Drills)

(Applies to 2N-2410 (1995+), 2N-3010 (1995+) only)



13454

Gauge Wheel (S/N C1692- 24' Drills And D1904- 30' Drills)

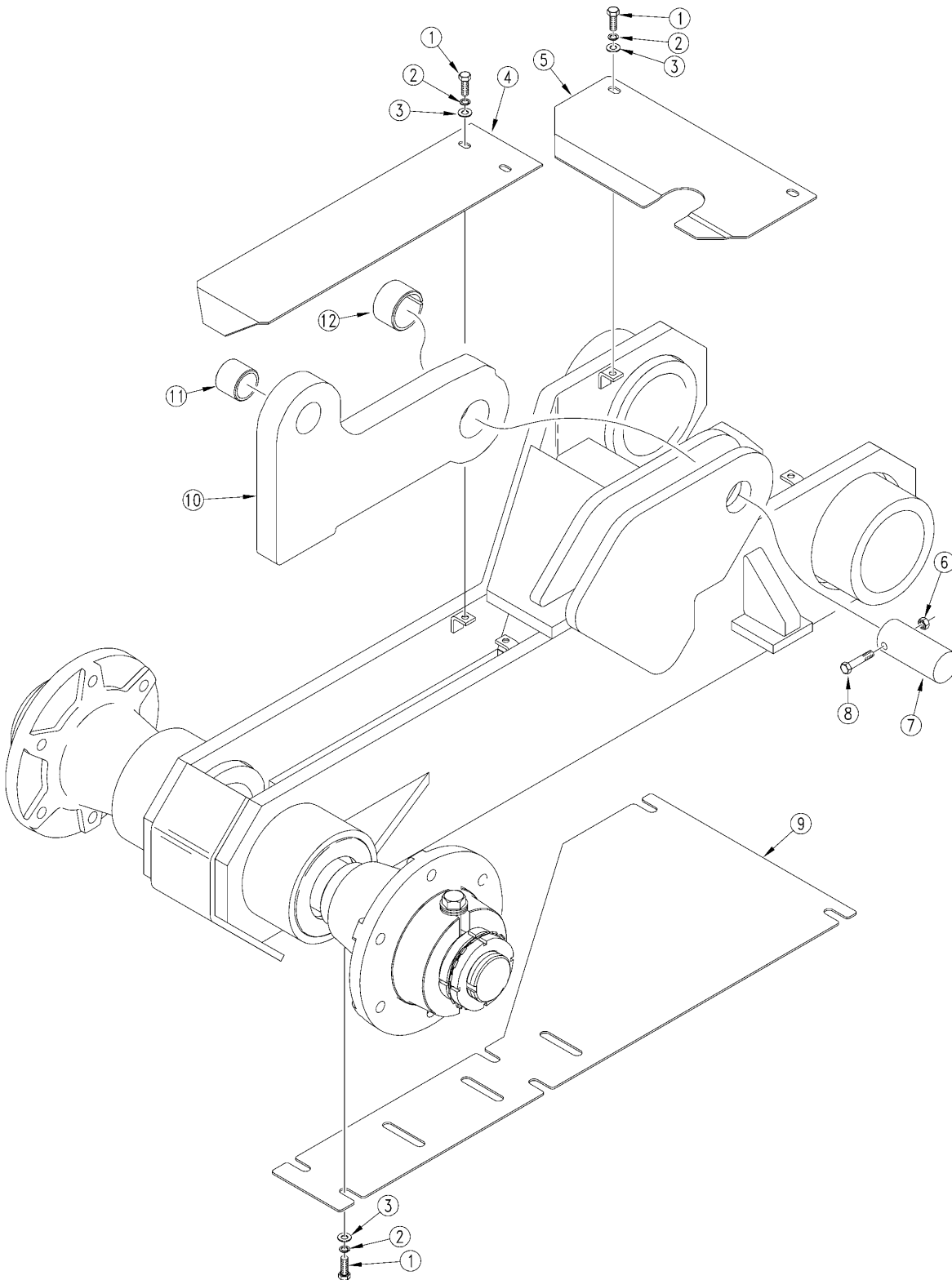
(Applies to 2N-2410 (1995+), 2N-3010 (1995+) only)

Ref	Part No.	Part Description	Comments	Revision
	dwg13454	Image No.		
1.	801-081C	SCREW HEX SELF TAP 1/4-20X3/4	April 1997+	Rev. 2 is not interchangeable w/rev.1
1.	802-078C	HHCS 1/4-20X5/8 GR5		1st rev.
2.	804-006C	WASHER LOCK SPRING 1/4 PLT		
3.	804-007C	WASHER FLAT 1/4 SAE PLT		
4.	152-259D	GAUGE WHEEL CHAIN COVER-FRONT		
5.	152-260D	GAUGE WHEEL CHAIN COVER-REAR		
6.	803-007C	NUT-LOCK 1/4-20 PLT		
7.	181-038D	FLEX LINK PIVOTPIN 1 1/4X2 7/8		
8.	802-152C	HHCS 1/4-20X2 GR5		
9.	152-282D	GAUGE WHEEL BOTTOM COVER		
10.	152-385D	2SNT GW FLEX LUG		2nd rev.
10.	152-265D	RPBY 152-385D		Use existing stock; 1st rev.
11.	890-005C	BUSHING CYL 1 1/4 X 1 X 1		
12.	890-011C	BUSHING SPINDLE 1 1/2X1 1/4X1		

[Table of Contents](#) [Part Number Index](#)

Gauge Wheel (S/N C1693+ 24' Drills And D1905+ 30' Drills)

(Applies to 2N-2410 (1995+), 2N-3010 (1995+) only)



16048

Gauge Wheel (S/N C1693+ 24' Drills And D1905+ 30' Drills)

(Applies to 2N-2410 (1995+), 2N-3010 (1995+) only)

Ref	Part No.	Part Description	Comments	Revision
	dwg16048	Image No.		
1.	802-078C	HHCS 1/4-20X5/8 GR5		
2.	804-006C	WASHER LOCK SPRING 1/4 PLT		
3.	804-007C	WASHER FLAT 1/4 SAE PLT		
4.	152-259D	GAUGE WHEEL CHAIN COVER-FRONT		
5.	152-391D	GAUGE WHEEL CHAIN COVER-REAR		
6.	803-007C	NUT-LOCK 1/4-20 PLT		
7.	181-038D	FLEX LINK PIVOTPIN 1 1/4X2 7/8		
8.	802-152C	HHCS 1/4-20X2 GR5		
9.	152-282D	GAUGE WHEEL BOTTOM COVER		
10.	152-389D	GAUGE WHEEL CYLINDER FLEX LUG		
11.	890-005C	BUSHING CYL 1 1/4 X 1 X 1		
12.	890-011C	BUSHING SPINDLE 1 1/2X1 1/4X1		

Gauge Wheel (Continued)

(Applies to 2N-2410 (1995+), 2N-3010 (1995+) only)

Ref	Part No.	Part Description	Comments	Revision
	dwg16050	Image No.		
1.	803-034C	NUT HEX 1 1/4-7 PLT		
2.	804-030C	WASHER LOCK 1 1/4 SPRING PLT		
3.	803-032C	NUT HEX JAM 1 1/4-7 PLT		
4.	172-206D	BRG 3.25 3-HL FLG W/DRIVE BRG		
5.	800-038C	SNAP RING INT 2.05 OD		
6.	188-003V	BEARING 1.000 DIA W/SET-SCREWS		
7.	152-074S	GAUGE WHEEL PIVOT BUSHING ASSY	Includes items 4; 5 & 6	
8.	890-012C	ACRE METER 30'		
8.	890-002C	ACRE METER 24'		
9.	802-059C	HHCS 5/8-11X3 GR5		
10.	152-091H	2SNT CHAIN GUARD WELDMENT		
11.	152-134H	AXLE BUSHING BRACE WELDMENT		
12.	804-022C	WASHER LOCK SPRING 5/8 PLT		
13.	803-021C	NUT HEX 5/8-11 PLT		
14.	802-104C	BOLT WHEEL 1/2-20X1 90-DEG		
15.	814-008C	WHEEL 8 X 15 X 6 BOLT	(2N-2410 S/N C1962-)(2N-3010 S/N D2455-)	
15.	814-540C	WHEEL 15X8 6 BOLT BUCKSKIN	(2N-2410 S/N C1963+)(2N-3010 S/N D2456+)	
16.	814-038C	TIRE 11L-15 X 8 PLY		
17.	816-035C	VALVE STEM TR415X.625X1 1/4 LG		
18.	197-148K	TITAN TIRE 11L-15 8 PLY 6 BLT	(2N-2410 S/N C1962-)(2N-3010 S/N D2455-)Includes items 15; 16 & 17	
18.	197-189K	TITAN TIRE 11L-15 8PLY6BLT BKSN	(2N-2410 S/N C1963+)(2N-3010 S/N D2456+)	
19.	810-394C	HYD CYL REP 4 X 12 X 1 1/2 ROD	For 3010 drills. (S/N D2107, D2109 and D2110+) Refer to page 9-37 for breakdown.	
19.	810-395C	HYD CYL REP 3 3/4 X 12 X 1 1/2	For 2410 drills. (S/N C1824) Refer to page 9-33 for breakdown.	
19.	810-123C	CYL REP 4.25X12X1.5ROD(TIE)1PN	Refer to page 9-39 for breakdown.	
19.	810-222C	CYL REP 4X12X1.37 ROD (TIE)	Refer to page 9-35 for breakdown.	
20.	890-005C	BUSHING CYL 1 1/4 X 1 X 1		
21.	196-142H	EYEBOLT WELDMENT		
22.	804-029C	WASHER FLAT 1 SAE		
23.	152-109D	2SNT AXLE BUSHING BRACE PLATE		
24.	800-058C	GREASE ZERK 1/4-28 X 45-DEG		
25.	136-112D	CHAIN RL #40 126 PITCHES		
25.	809-153C	OBSOLETE REPLACED BY 136-112D		
26.	802-281C	HHCS 5/8-11X2 3/4 GR5		
27.	152-263D	CLUTCH ENGAGE TAB		
28.	802-079C	HHCS 3/8-16X1 1/4 GR5		
29.	804-012C	WASHER FLAT 3/8 SAE PLT		
30.	804-013C	WASHER LOCK SPRING 3/8 PLT		
31.	803-014C	NUT HEX 3/8-16 PLT		
32.	804-029C	WASHER FLAT 1 SAE		
33.	890-849C	SPLINED ACREMETER MOUNT		
34.	800-141C	SNAP RING EXT F/PEERLESS G.B.		
35.	197-164H	ACREMETER HUB WELDMENT		
36.	802-078C	HHCS 1/4-20X5/8 GR5		
37.	804-007C	WASHER FLAT 1/4 SAE PLT		
38.	196-273K	LH TIRE/RIM 395/55B16.5 SKID	(2N-2410 S/N C1962-)(2N-3010 S/N D2455-) Includes 39, 40, 41	
38.	196-540K	LH TIRE/RIM395/55B16.5SKID8 BK	(2N-2410 S/N C1963+) (2N-3010 S/N D2456+) Shown. Includes 39, 40, 41	
38.	196-272K	RH TIRE/RIM 395/55B16.5 SKID	(2N-2410 S/N C1962-)(2N-3010 S/N D2455-) Includes 39, 40, 41	

Gauge Wheel (Continued) (continued)

(Applies to 2N-2410 (1995+), 2N-3010 (1995+) only)

Ref	Part No.	Part Description	Comments	Revision
38.	196-539K	RH TIRE/RIM395/55B16.5SKID8 BKM	(2N-2410 S/N C1963+) (2N-3010 S/N D2456+) Includes 39, 40, 41	
39.	814-206C	TIRE SKID ST 395/55B16.5 NHS		
40.	814-210C	VALVE STEM METAL TR-575 TUBLES		
41.	814-208C	RIM 16.5X12, 8 BLT 6 PILT 8 BC	(2N-2410 S/N C1962-)(2N-3010 S/N D2455-)	
41.	814-549C	RIM16.5X12 8BLT 6PILT 8BC BKSN	(2N-2410 S/N C1963+) (2N-3010 S/N D2456+)	
42.	838-426C	DECAL CAUTION TIRE 60 PSI/170		
43.	196-275K	LH TIRE/RIM 265/70B16.5 SKID	(2N-2410 S/N C1962-)(2N-3010 S/N D2455-) Includes 40, 44, 45	
43.	196-543K	LH TIRE/RIM265/70B16.5SKID6 BK	(2N-2410 S/N C1963+) (2N-3010 S/N D2456+) Shown. Includes 40, 44, 45	
43.	196-274K	RH TIRE/RIM 265/70B16.5 SKID	(2N-2410 S/N C1962-)(2N-3010 S/N D2455-) Includes 40, 44, 45	
43.	196-542K	RH TIRE/RIM265/70B16.5SKID6BKS	(2N-2410 S/N C1963+) (2N-3010 S/N D2456+) Includes 40, 44, 45	
44.	814-207C	TIRE SKID ST 265/70B16.5 NHS		
45.	814-209C	RIM 16.5X8.25, 6 BLT 4.63 PILT	(2N-2410 S/N C1962-)(2N-3010 S/N D2455-)	
45.	814-554C	RIM16.5X8.25 6BLT 4.63PILT BKS	(2N-2410 S/N C1963+) (2N-3010 S/N D2456+)	
46.	838-092C	DECAL CAUTION TIRE 60PSI/85FT		

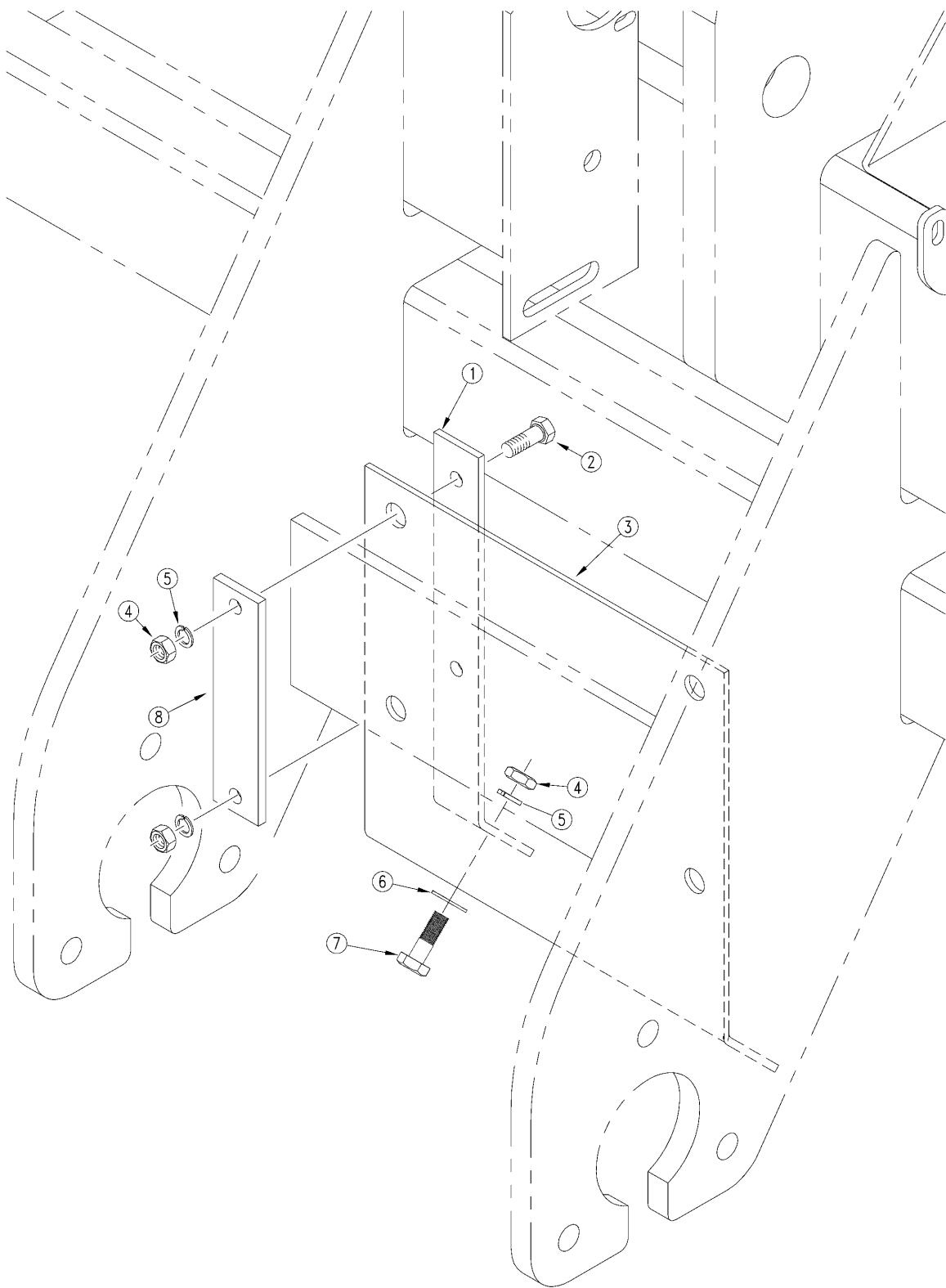
Gauge Wheel (Continued) (continued)

(Applies to 2N-2410 (1995+), 2N-3010 (1995+) only)

This Page Intentionally Left Blank

Gauge Wheel Mud Guard

(Applies to 2N-2410 (1995+), 2N-3010 (1995+) only)



14403

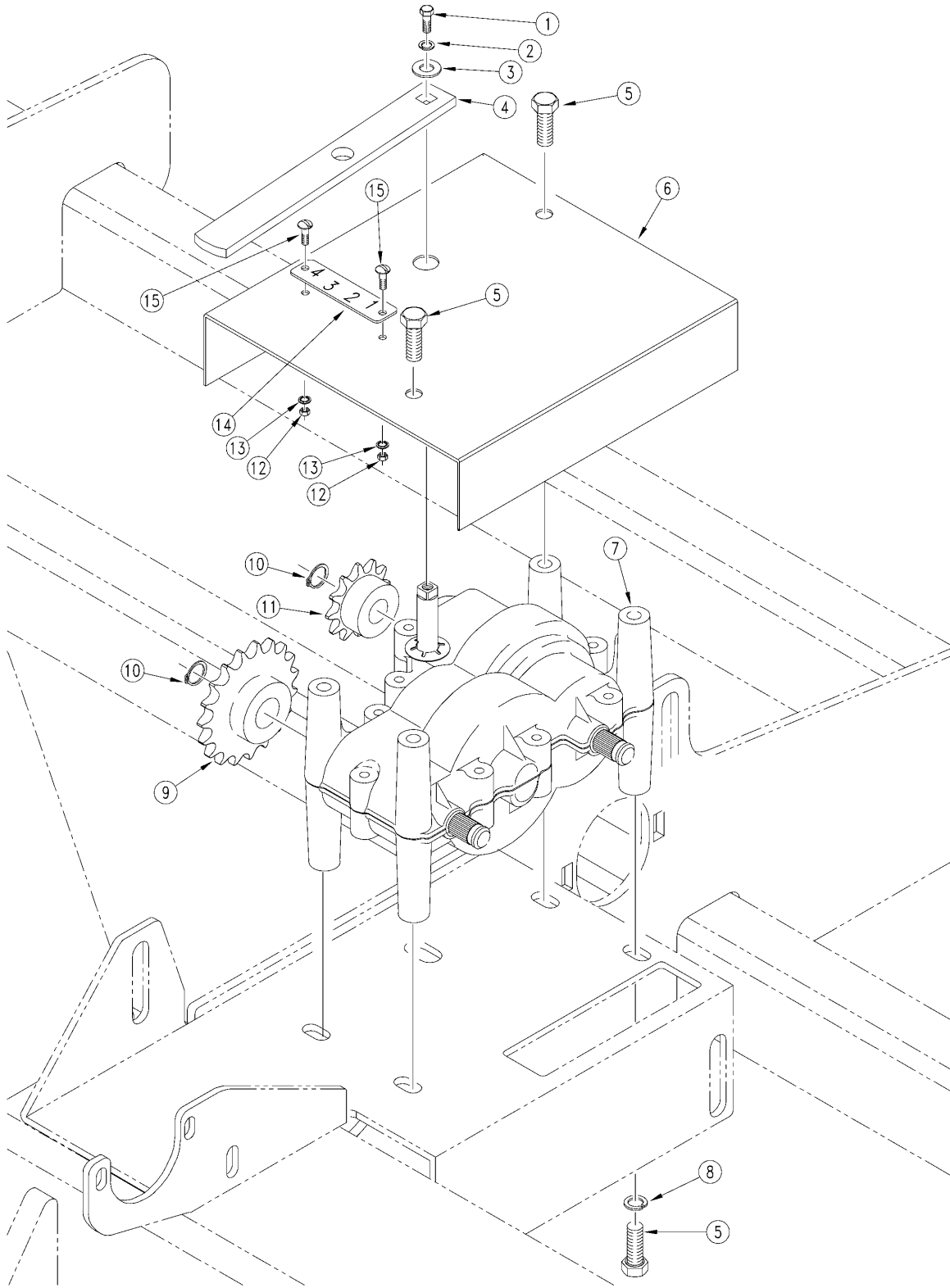
Gauge Wheel Mud Guard

(Applies to 2N-2410 (1995+), 2N-3010 (1995+) only)

Ref	Part No.	Part Description	Comments	Revision
	dwg14403	Image No.		
1.	152-374D	GUARD SUPPORT		
2.	802-023C	HHCS 3/8-16X1 3/4 GR5		
3.	816-232C	GW GUARD		
4.	803-014C	NUT HEX 3/8-16 PLT		
5.	804-013C	WASHER LOCK SPRING 3/8 PLT		
6.	804-012C	WASHER FLAT 3/8 SAE PLT		
7.	802-017C	HHCS 3/8-16X1 GR5		
8.	152-373D	GUARD MOUNT		

Gearbox to Box Frame

(Applies to 2N-2410 (1995+), 2N-3010 (1995+) only)



12812

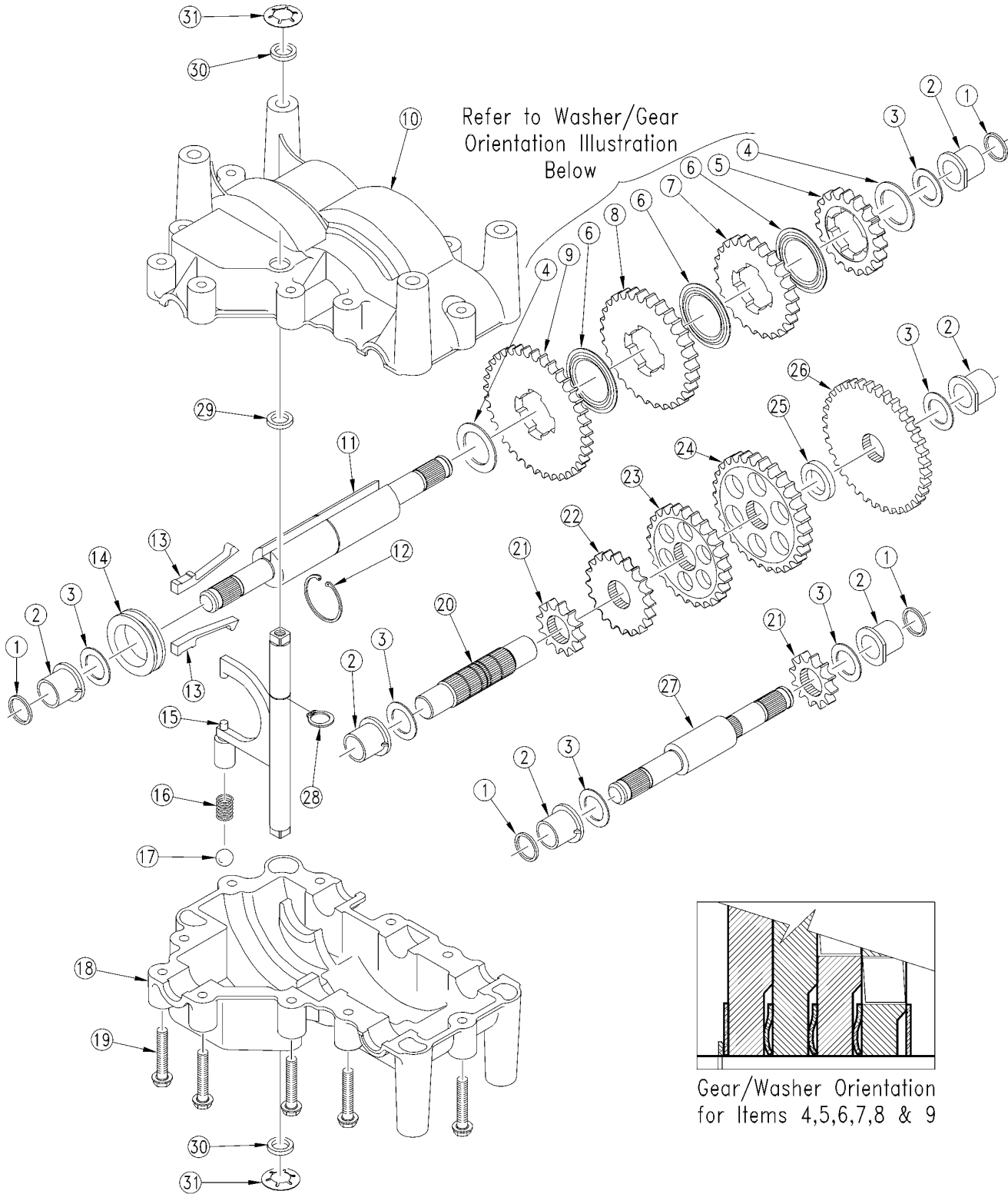
Gearbox to Box Frame

(Applies to 2N-2410 (1995+), 2N-3010 (1995+) only)

Ref	Part No.	Part Description	Comments	Revision
	dwg12812	Image No.		
1.	802-300C	HHCS 1/4-28X3/8 GR5		
2.	804-006C	WASHER LOCK SPRING 1/4 PLT		
3.	804-007C	WASHER FLAT 1/4 SAE PLT		
4.	120-237D	GEARBOX SHIFT HANDLE		
5.	801-076C	SCR SELF TAPPING 3/8X1		
6.	197-239D	GEAR BOX COVER LH	Shown	
6.	197-240D	GEAR BOX COVER RH		
7.	890-282C	GEAR BOX		
8.	804-013C	WASHER LOCK SPRING 3/8 PLT		
9.	808-157C	SPKT 40B19 X 36T SPLINE BORE		
10.	800-141C	SNAP RING EXT F/PEERLESS G.B.		
11.	808-160C	SPKT 40B12 X 36T SPLINE BORE		
12.	803-035C	NUT HEX 8-32 BRASS		
13.	804-002C	WASHER INTERNAL STAR #8 BRASS		
14.	819-045C	2SNT DRIVE TYPE PLATE		
14.	819-059C	DRIVE TYPE PLATE, 4 3 2 1	Shown	
15.	801-001C	SCREW RD HD 8-32 X 3/8 BRASS		

Gearbox (890-282)

(Applies to 2N-2410 (1995+), 2N-3010 (1995+) only)



12056

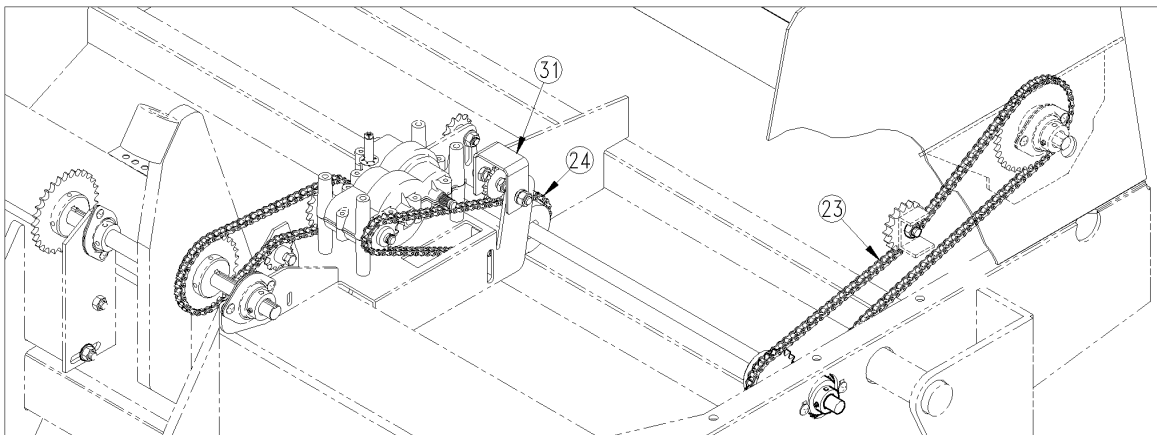
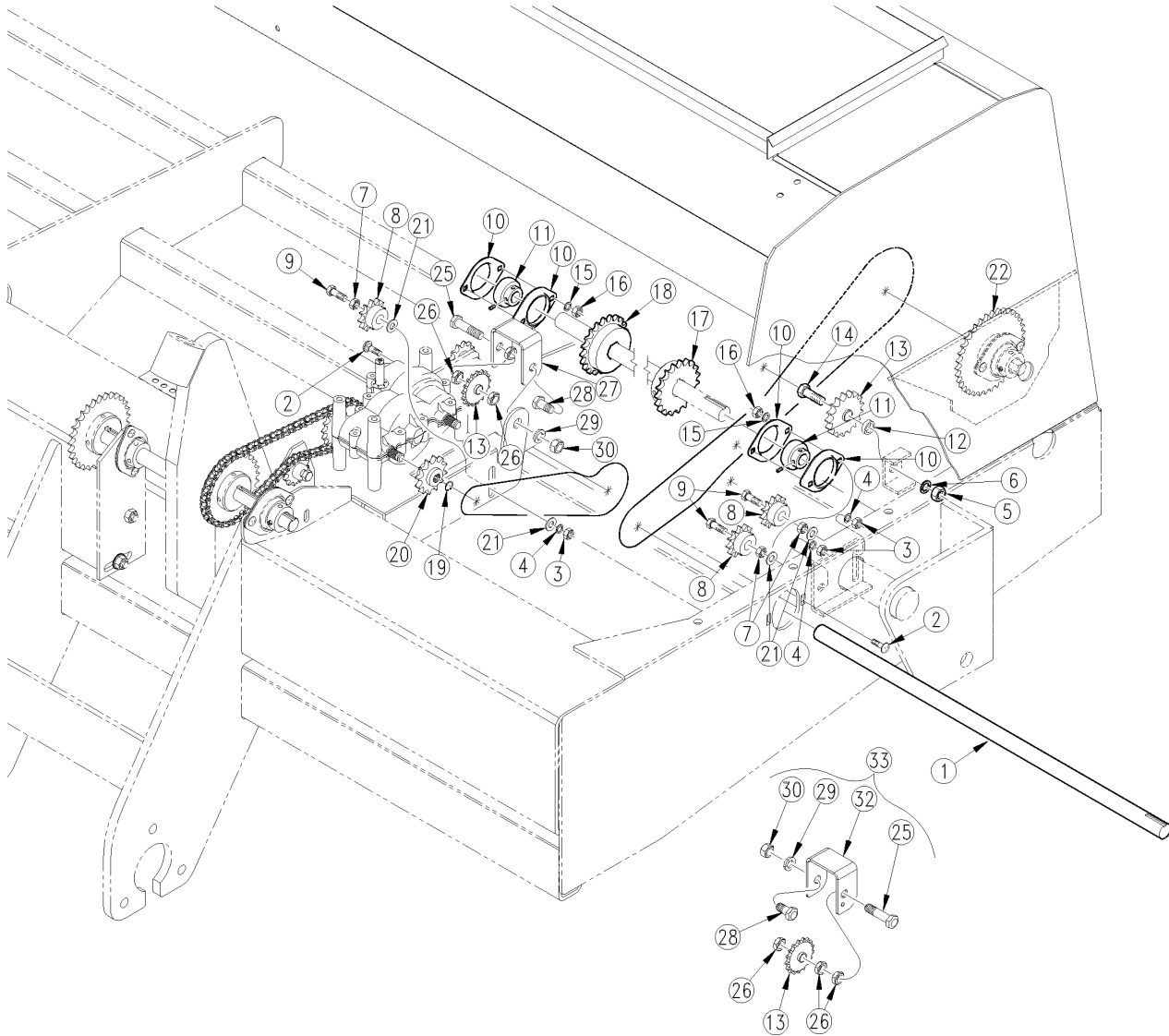
Gearbox (890-282)

(Applies to 2N-2410 (1995+), 2N-3010 (1995+) only)

Ref	Part No.	Part Description	Comments	Revision
	dwg12056	Image No.		
1.	788051A0	RING SQUARE CUT		
2.	780105A	P/T FLANGED BUSHING FOR G-BOX		
3.	780072	P/T WASHER		
4.	780090	P/T WASHER		
5.	778273	P/T SPUR GEAR 19T		
6.	780108	P/T WASHER		
7.	778123A	P/T SPUR GEAR 25T		
8.	778124A	P/T SPUR GEAR 30T		
9.	778146A	RPBY 778207A		
10.	772131	P/T COVER CASTING 9100 4 SPD		
11.	776370	P/T SHIFTER & OUTPUT SHAFT		
12.	788078A	P/T RETAINING RING INVERTED		
13.	792159	P/T SHIFT KEY		
14.	784371	P/T SHIFT COLLAR		
15.	784372	P/T SHIFT ROD & FORK ASSEMBLY		
15.	784312	RPBY 784372		
16.	792142	P/T SPRING		
17.	792139	P/T BALL 3/8 DIA		
18.	770119	P/T CASE CASTING 9100		
19.	792073A	1/4-20X 1 1/4 SCREW P/T G-BOX		
20.	776369	REPLACED BY 776397 COUNTERSHAF		
21.	778211	P/T SPUR GEAR 12T		
22.	778126A	P/T SPUR GEAR 20T		
23.	778127A	P/T SPUR GEAR 25T		
24.	778163	P/T SPUR GEAR 31 TEETH		
25.	786088	P/T SPACER		
26.	778319	P/T SPUR GEAR 36T		
27.	776368	P/T INPUT SHAFT		
28.	792017	P/T RETAINING RING		
29.	780095	P/T WASHER	Tube 0.562 Long	
30.	788069	P/T RING SQUARE CUT		
31.	792145	P/T PUSHNUT 1/2		
31.	788067B	32 OZ BOTTLE GREASE P/T G-BOX	Not Shown	
31.	510334	P/T GASKET ELIMINATOR	Not Shown	

Agitator Drive (Option)

(Applies to 2N-2410 (1995+), 2N-3010 (1995+) only)



13372

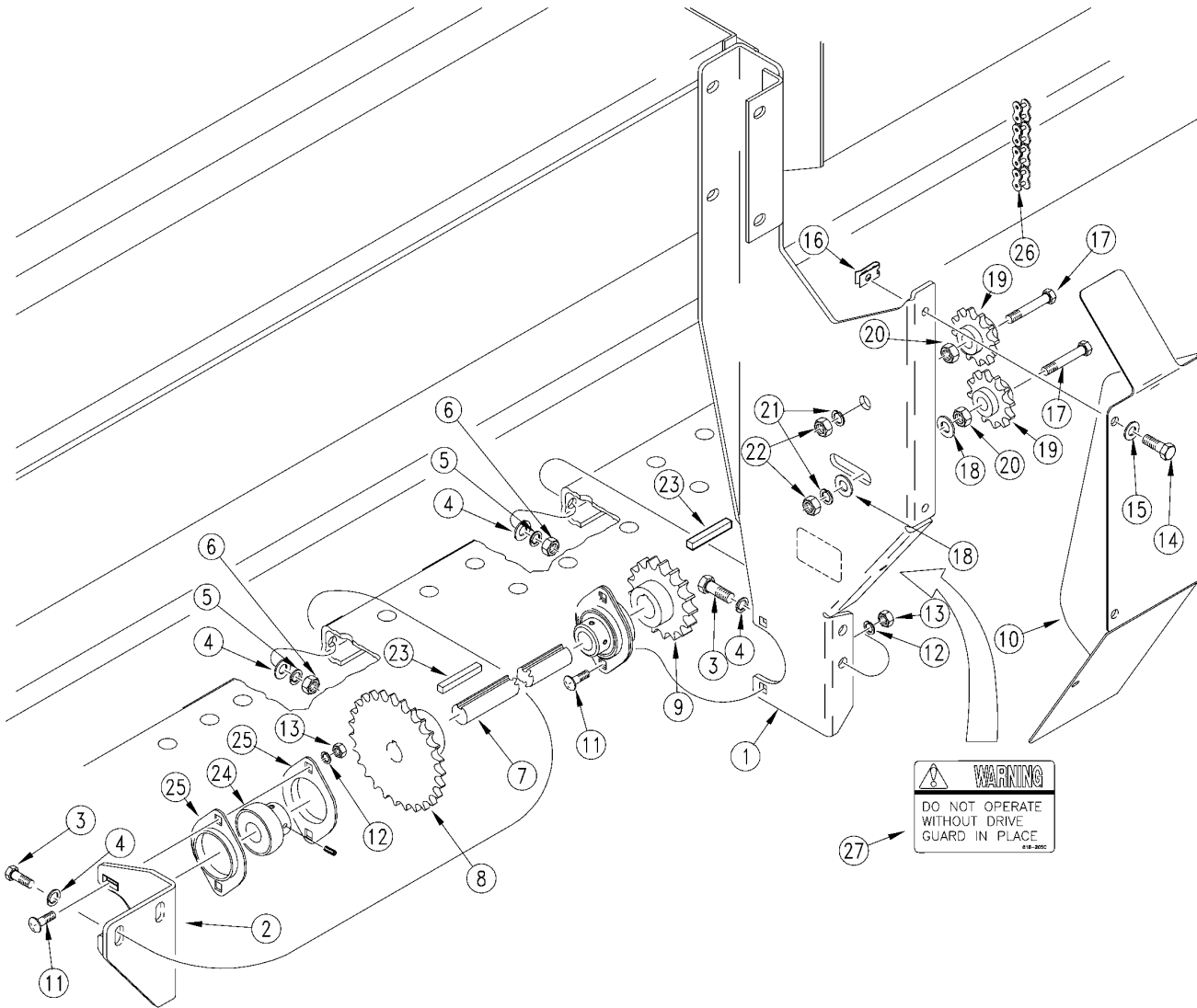
Agitator Drive (Option)

(Applies to 2N-2410 (1995+), 2N-3010 (1995+) only)

Ref	Part No.	Part Description	Comments	Revision
	dwg13372	Image No.		
1.	123-525D	SML SDS & AG SHAFT LH&RH 30'		
1.	123-526D	SML SDS & AG SHAFT LH&RH 24'		
2.	802-282C	RHSNB 5/16-18X1 GR5		
3.	803-020C	NUT HEX 1/2-13 PLT		
4.	804-015C	WASHER LOCK SPRING 1/2 PLT		
5.	803-021C	NUT HEX 5/8-11 PLT		
6.	804-022C	WASHER LOCK SPRING 5/8 PLT		
7.	803-036C	NUT HEX JAM 1/2-13 PLT		
8.	817-025C	NO. 40 12T IDLER SPKT.		
9.	802-039C	HHCS 1/2-13X3 GR5		
10.	822-032C	FLANGETTE 52 MST		
11.	822-060C	BEARING 1 BORE W/LOCK COLLAR		
12.	118-501D	IDLER ADJUST TUBE		
13.	808-046C	SPKT 40A17 IDLER		
14.	802-055C	HHCS 5/8-11X2 GR5		
15.	804-009C	WASHER LOCK SPRING 5/16 PLT		
16.	803-008C	NUT HEX 5/16-18 PLT		
17.	808-125C	SPKT 40B19X1 B MAX .875 THRU		
17.	152-312D	REPLACED BY 808-125C		
17.	808-052C	OBSOLETE REPLACED BY 152-312D		
17.	808-058C	SPKT 40B30 X 1 W/KW & SS		
18.	808-183C	SPKT 40B22 1 BORE W/KW & SS		
19.	800-141C	SNAP RING EXT F/PEERLESS G.B.		
20.	808-157C	SPKT 40B19 X 36T SPLINE BORE		
21.	804-017C	WASHER FLAT 1/2 USS PLT		
22.	808-185C	SPKT 40B35 X 3/4 HEX BORE W/SS		
23.	136-016D	CHAIN RL #40 122 PITCHES		
23.	809-032C	REPLACED BY 136-016D		
23.	136-136D	CHAIN RL #40 112 PITCHES		
24.	809-060C	CHAIN RL 40 X 66 PITCH		
24.	136-140D	CHAIN RL #40 X 74 PITCHES		
25.	802-058C	HHCS 5/8-11X2 1/2 GR5		
26.	803-023C	NUT HEX JAM 5/8-11 PLT		
27.	133-143D	2SNT IDLER PLATE LH		
28.	802-050C	HHCS 5/8-11X1 1/4 GR5		
29.	804-022C	WASHER LOCK SPRING 5/8 PLT		
30.	803-021C	NUT HEX 5/8-11 PLT		
31.	133-419S	2SNT IDLER ASSY LH	Left Hand. Includes items 13, 25-30	
32.	133-144D	2SNT IDLER PLATE RH		
33.	133-420S	2SNT IDLER ASSY RH	Right Hand. Includes items 12, 25-26, 28-30 & 32	

Small Seeds Jackshaft Drive (Option)

(Applies to 2N-2410 (1995+), 2N-3010 (1995+) only)



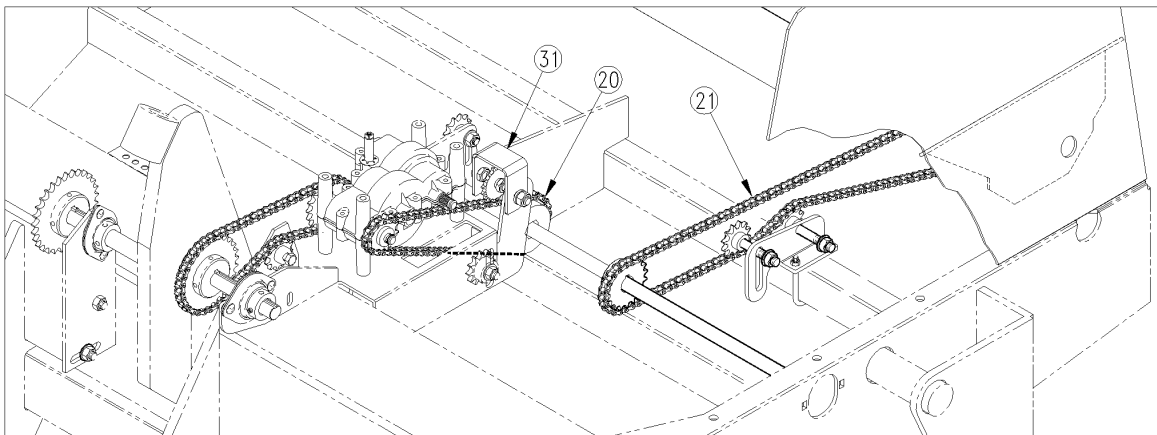
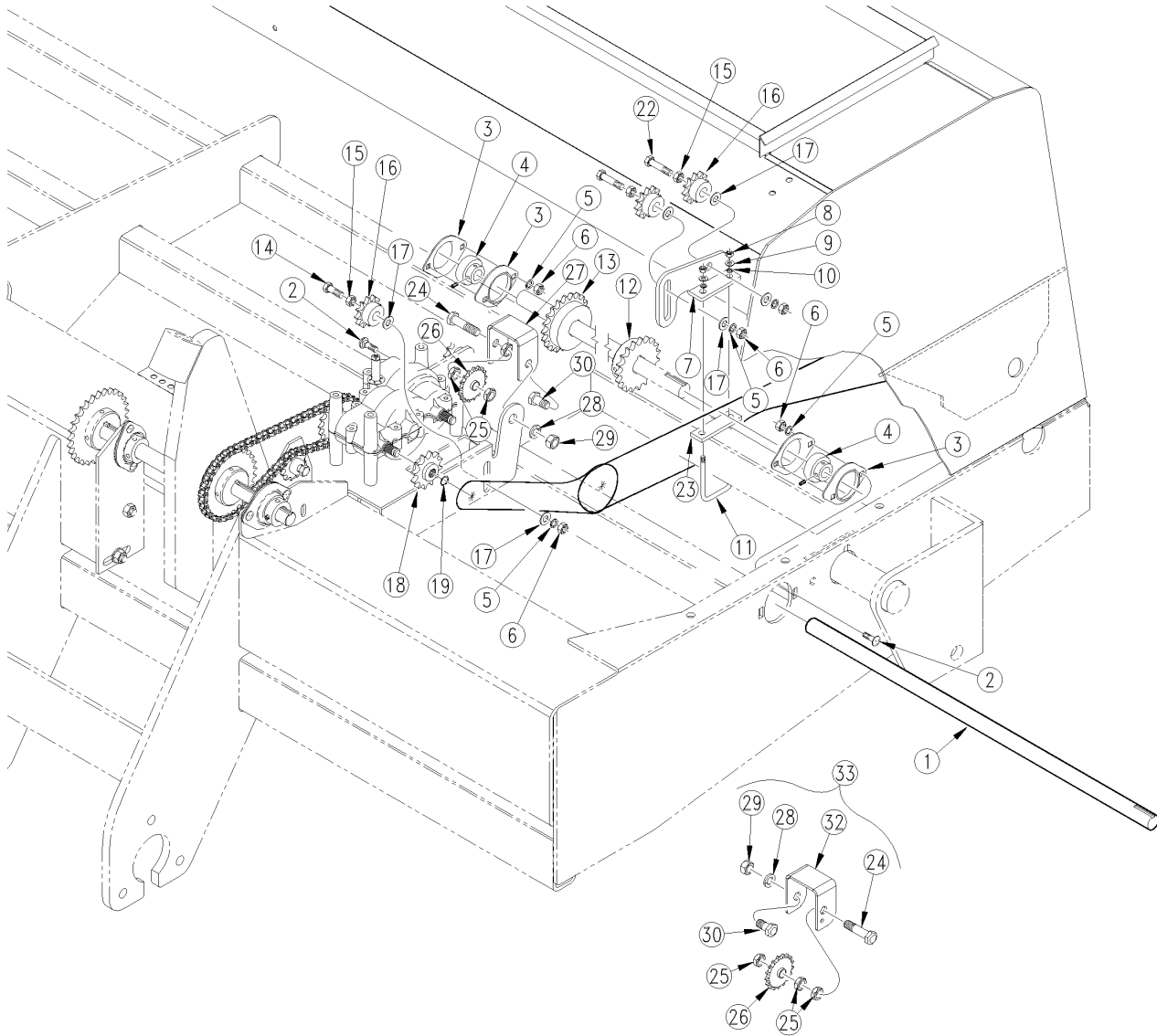
Small Seeds Jackshaft Drive (Option)

(Applies to 2N-2410 (1995+), 2N-3010 (1995+) only)

Ref	Part No.	Part Description	Comments	Revision
	dwg13358	Image No.		
1.	133-008H	DRIVE GUARD MOUNT WELDMENT		
1.	133-030H	30' DRIVE GUARD MOUNT WELDMENT		
2.	123-385D	REAR BEARING BRACKET		
3.	802-014C	HHCS 3/8-16X3/4 GR5		
4.	804-012C	WASHER FLAT 3/8 SAE PLT		
5.	804-013C	WASHER LOCK SPRING 3/8 PLT		
6.	803-014C	NUT HEX 3/8-16 PLT		
7.	123-533D	30' 2SNT SGS REAR JACK SHAFT		
7.	123-534D	24' 2SNT SGS REAR JACK SHAFT		
8.	808-072C	SPKT 40B28 X 3/4 B W/ KW & SS		
9.	808-118C	SPKT 40B18 X 3/4 B W/KW & 2SS		
10.	123-529D	2SNT SGS REAR DRIVE GUARD		
11.	802-092C	RHSNB 5/16-18X3/4 GR5		
12.	804-009C	WASHER LOCK SPRING 5/16 PLT		
13.	803-008C	NUT HEX 5/16-18 PLT		
14.	802-078C	HHCS 1/4-20X5/8 GR5		
15.	804-006C	WASHER LOCK SPRING 1/4 PLT		
16.	800-013C	1/4-20 X 1 U TYPE FASTENER		
17.	802-039C	HHCS 1/2-13X3 GR5		
18.	804-016C	WASHER FLAT 1/2 SAE PLT		
19.	817-025C	NO. 40 12T IDLER SPKT.		
20.	803-036C	NUT HEX JAM 1/2-13 PLT		
21.	804-015C	WASHER LOCK SPRING 1/2 PLT		
22.	803-020C	NUT HEX 1/2-13 PLT		
23.	109-031D	JACK SHAFT - KEY		
24.	822-040C	BRG INS .75IDX1.85OD SPH LCK		
25.	822-041C	FLANGETTE 47 MST		
26.	809-043C	RPBY 136-010D		
27.	818-205C	DECAL WARNING MOVING PARTS HAZ		

Small Seeds Drive (Option)

(Applies to 2N-2410 (1995+), 2N-3010 (1995+) only)



13647

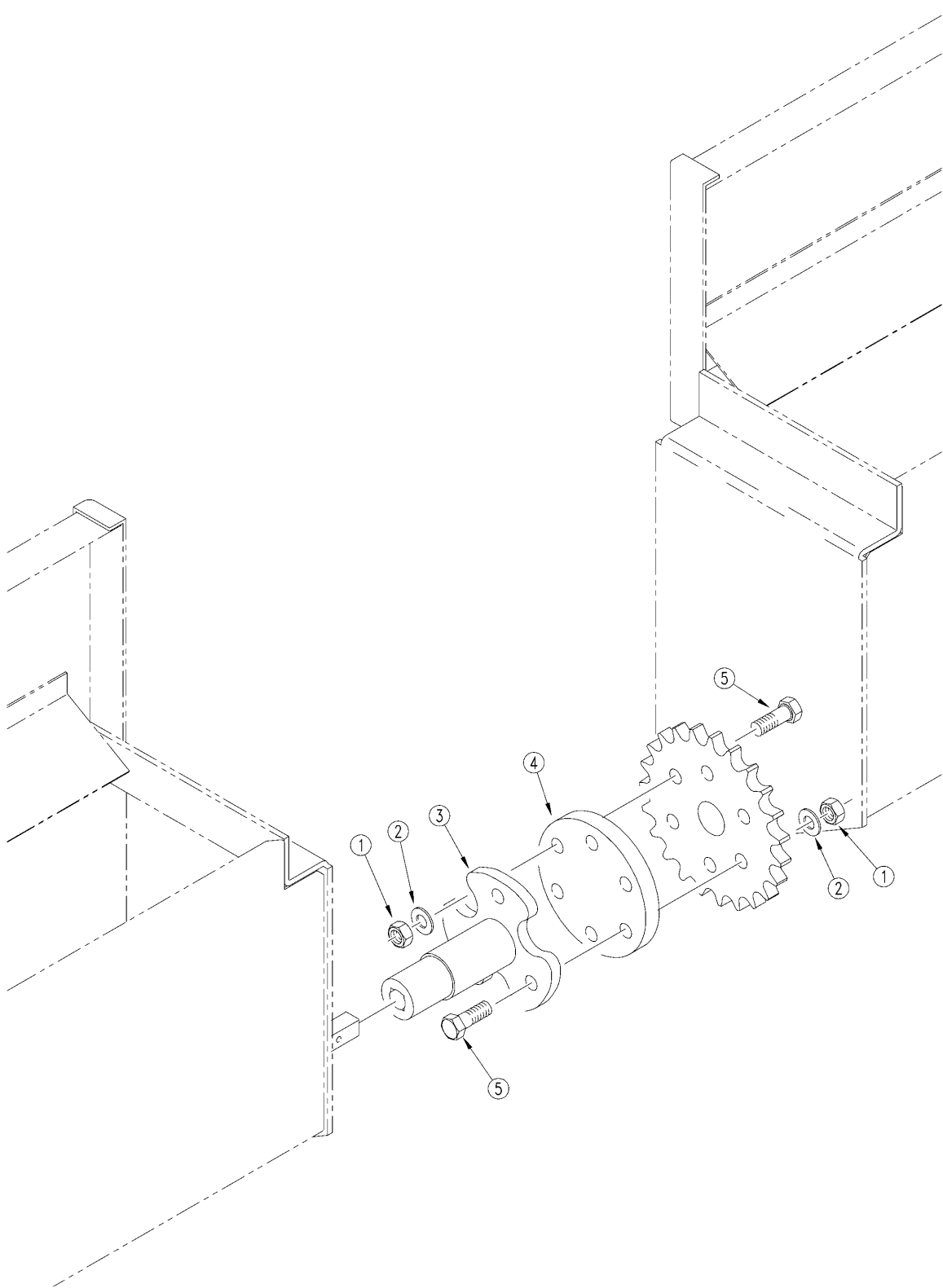
Small Seeds Drive (Option)

(Applies to 2N-2410 (1995+), 2N-3010 (1995+) only)

Ref	Part No.	Part Description	Comments	Revision
	dwg13647	Image No.		
1.	123-525D	SML SDS & AG SHAFT LH&RH 30'		
1.	123-526D	SML SDS & AG SHAFT LH&RH 24'		
2.	802-282C	RHSNB 5/16-18X1 GR5		
3.	822-032C	FLANGETTE 52 MST		
4.	822-060C	BRG INS 1.00IDX2.04OD SPH		
5.	804-009C	WASHER LOCK SPRING 5/16 PLT		
6.	803-008C	NUT HEX 5/16-18 PLT		
7.	123-527D	2SNT SGS IDLER MOUNT		
8.	803-014C	NUT HEX 3/8-16 PLT		
9.	804-012C	WASHER FLAT 3/8 SAE PLT		
10.	804-013C	WASHER LOCK SPRING 3/8 PLT		
11.	806-001C	U-BOLT 3/8-16 X 2 X 4		
12.	808-058C	SPKT 40B30 X 1 W/KW & SS		
13.	808-183C	SPKT 40B22 1 BORE W/KW & SS		
14.	802-039C	HHCS 1/2-13X3 GR5		
15.	803-036C	NUT HEX JAM 1/2-13 PLT		
16.	817-025C	NO. 40 12T IDLER SPKT.		
17.	804-017C	WASHER FLAT 1/2 USS PLT		
18.	808-157C	SPKT 40B19 X 36T SPLINE BORE		
19.	800-141C	SNAP RING EXT F/PEERLESS G.B.		
20.	136-140D	CHAIN RL #40 X 74 PITCHES		
21.	136-108D	CHAIN RL #40 137 PITCHES		
22.	802-226C	HHCS 1/2-13X2 3/4 GR5		
23.	133-020D	SGS IDLER MOUNT SPACER		
24.	802-058C	HHCS 5/8-11X2 1/2 GR5		
25.	803-023C	NUT HEX JAM 5/8-11 PLT		
26.	808-046C	SPKT 40A17 IDLER		
27.	133-143D	2SNT IDLER PLATE LH		
28.	804-022C	WASHER LOCK SPRING 5/8 PLT		
29.	803-021C	NUT HEX 5/8-11 PLT		
30.	802-050C	HHCS 5/8-11X1 1/4 GR5		
31.	133-419S	2SNT IDLER ASSY LH	Left Hand Includes items 24-29	
32.	133-144D	2SNT IDLER PLATE RH		
33.	133-420S	2SNT IDLER ASSY RH	Right hand Includes items 24-26, 28, 29 & 32	

Small Seeds Coupler (Option)

(Applies to 2N-2410 (1995+), 2N-3010 (1995+) only)



13356

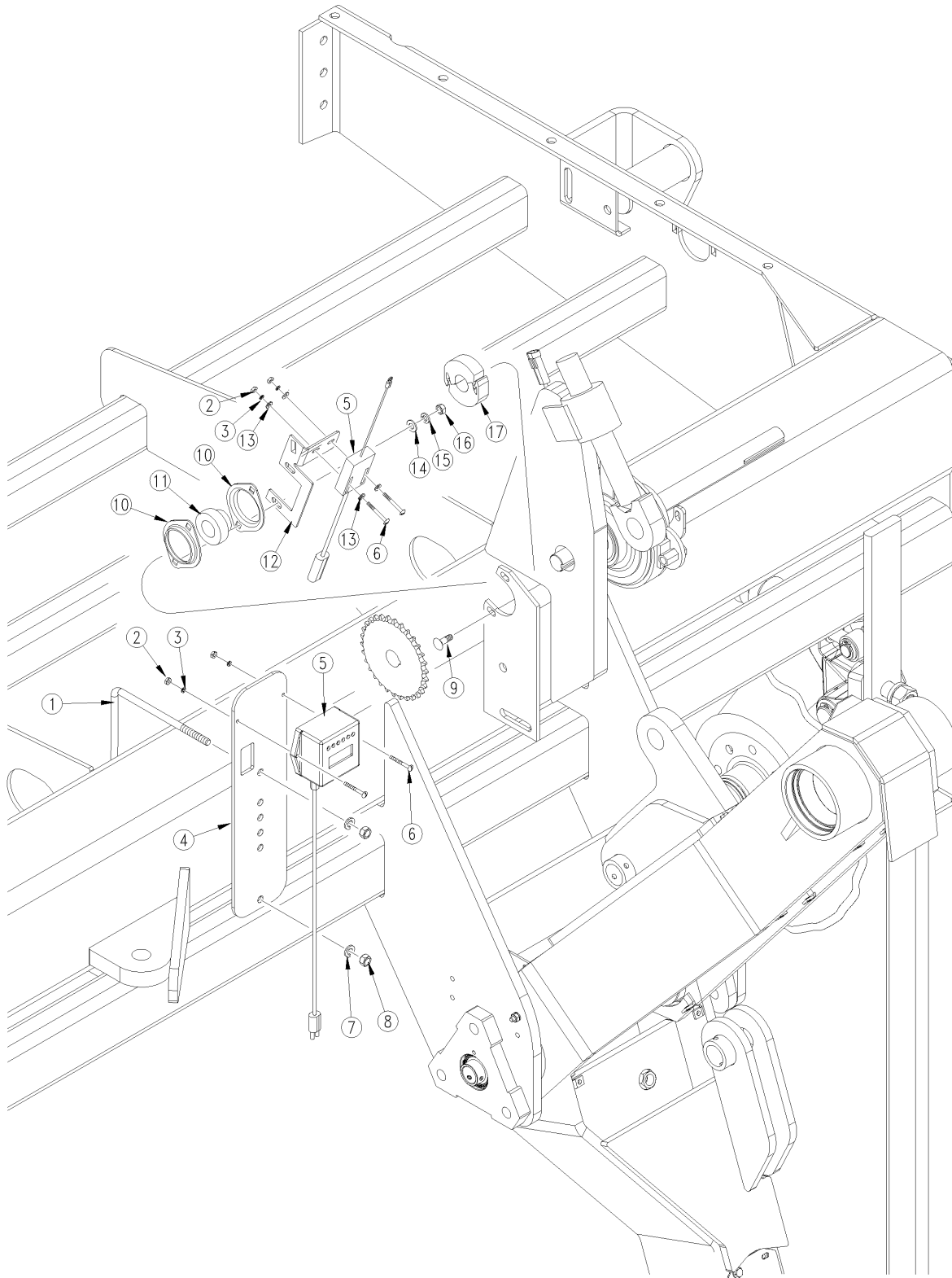
Small Seeds Coupler (Option)

(Applies to 2N-2410 (1995+), 2N-3010 (1995+) only)

Ref	Part No.	Part Description	Comments	Revision
	dwg13356	Image No.		
1.	803-255C	NUT HEX NYLOCK 1/4-20		2nd Revision
1.	803-003C	.00 HEX SS 1/4-20 NYLOCK		1st Revision
2.	804-007C	WASHER FLAT 1/4 SAE PLT		
3.	123-474H	COUPLER CONNECT HUB WELDMENT		
4.	816-119C	COUPLER CUSHION PLATE		
5.	802-005C	HHCS 1/4-20X1 GR5		

Electric Acre Meter

(Applies to 2N-2410 (1995+), 2N-3010 (1995+) only)



68040

Electric Acre Meter

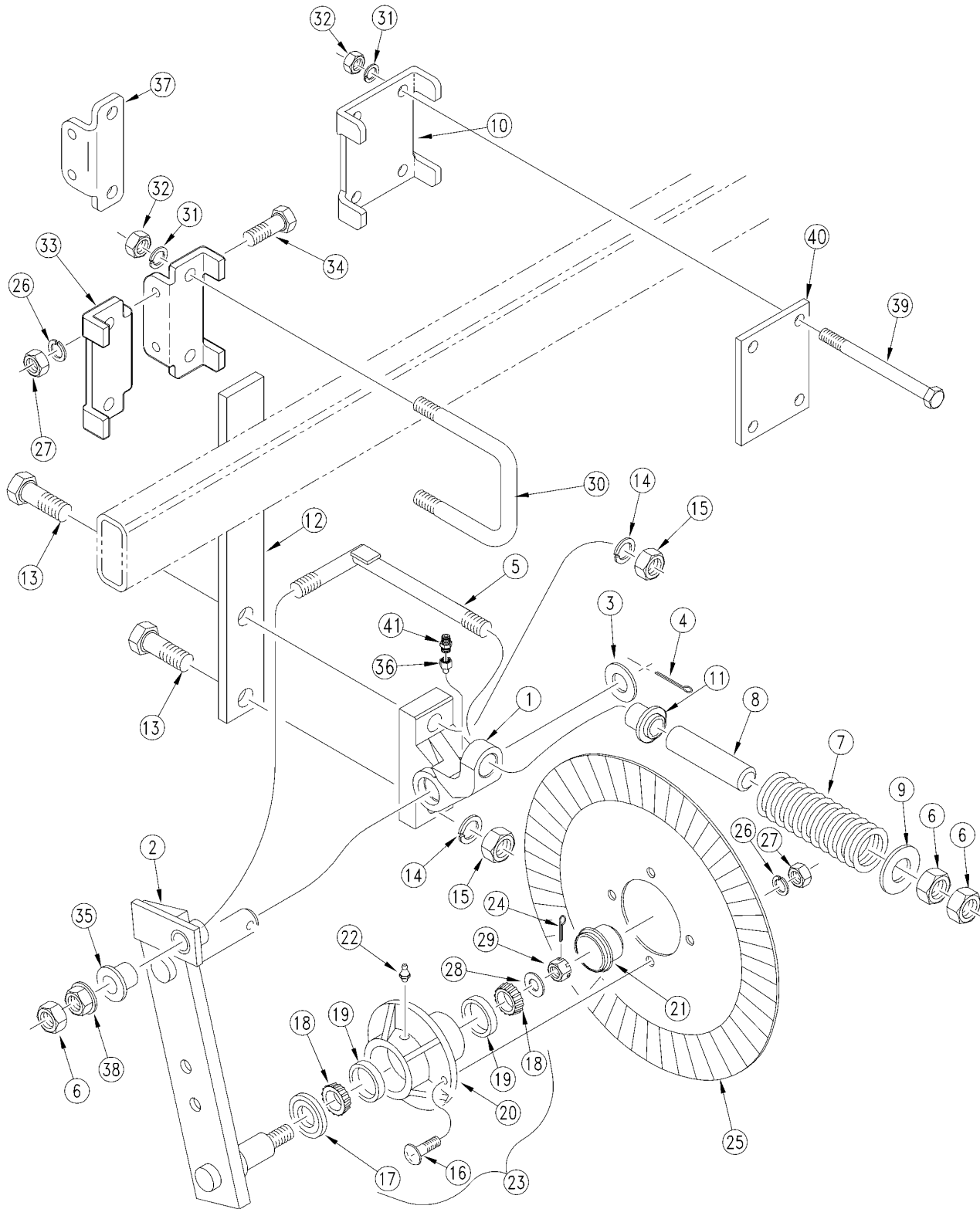
(Applies to 2N-2410 (1995+), 2N-3010 (1995+) only)

Ref	Part No.	Part Description	Comments	Revision
	dwg68040	Image No.		
1.	806-266C	U-BOLT 3/8-16 X 8 1/32 X 7		
2.	803-064C	NUT HEX 8-32		
3.	804-043C	WASHER LOCK #8		
4.	168-492D	ACRE METER MOUNT		
5.	823-423C	ELECTRONIC ACRE METER		
6.	801-067C	SCREW RD HD 8-32 X 1 1/2 LG PLT		
7.	804-013C	WASHER LOCK SPRING 3/8 PLT		
8.	803-014C	NUT HEX 3/8-16 PLT		
9.	802-282C	RHSNB 5/16-18X1 GR5		
10.	822-032C	FLANGETTE 52 MST		
11.	822-060C	BRG INS 1.00IDX2.04OD SPH		
12.	168-491D	ACRE METER SWITCH MOUNT		
13.	804-088C	WASHER FLAT #8 SAE PLT		
14.	804-036C	WASHER FLAT 5/16 SAE PLT		
15.	804-009C	WASHER LOCK SPRING 5/16 PLT		
16.	803-008C	NUT HEX 5/16-18 PLT		
17.	540003-1	1" RD SNAP-ON ACTUATOR		

Table of Contents Part Number Index

Coulter (24' Drills S/N C1859- & 30' Drills S/N D2201-)

(Applies to 2N-2410 (1995+), 2N-3010 (1995+) only)



12824

Coulter (24' Drills S/N C1859- & 30' Drills S/N D2201-)

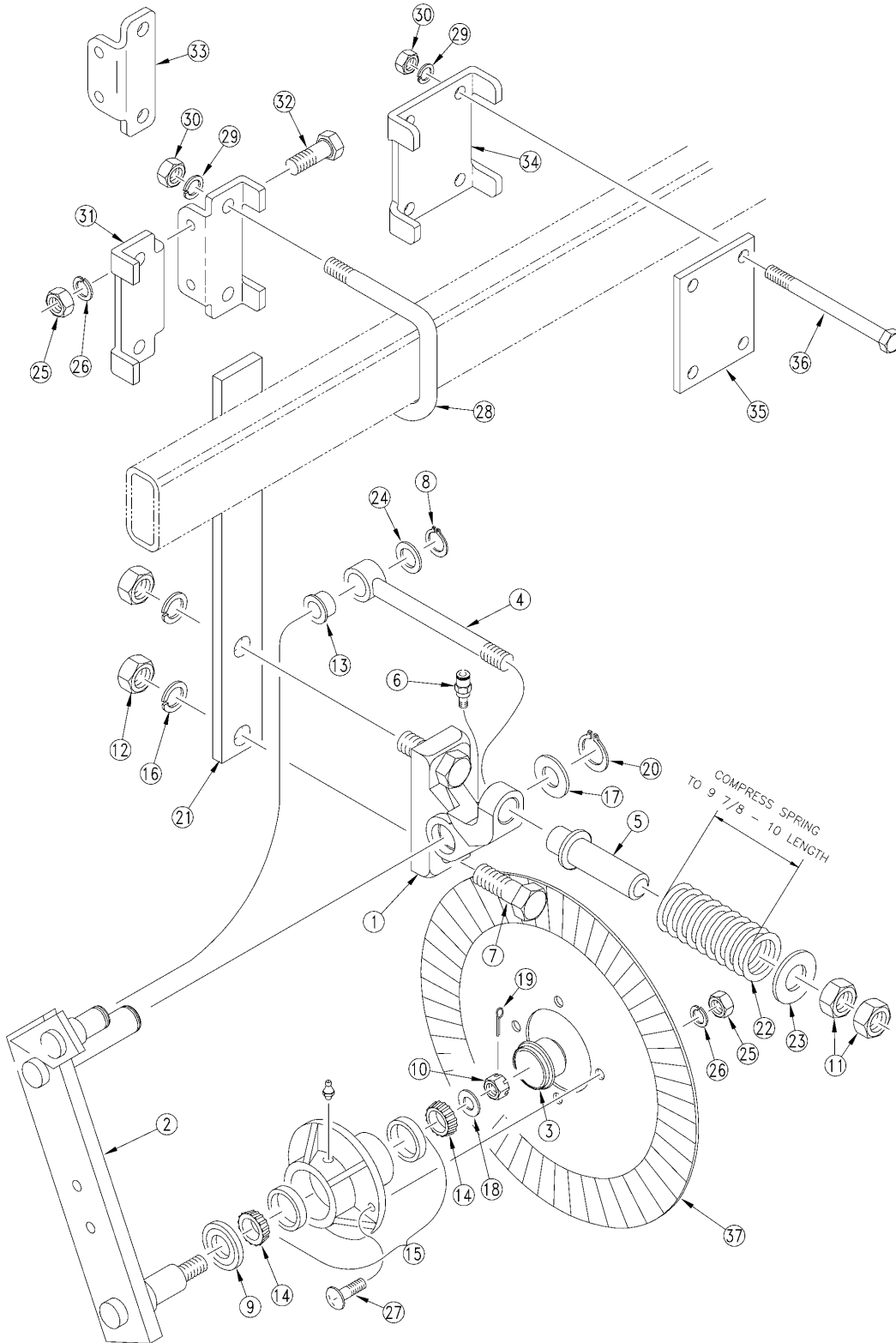
(Applies to 2N-2410 (1995+), 2N-3010 (1995+) only)

Ref	Part No.	Part Description	Comments	Revision
	dwg12824	Image No.		
1.	149-006D	RPBY 149-962S		
2.	149-181E	FERT COULTER SWING ARM		2nd rev.
2.	149-928E	RPBY 149-181E		Use existing stock; 1st rev.
3.	804-039C	WASHER FLAT 1 1/4 SAE PLT		
4.	805-021C	PIN COTTER 1/4 X 2 PLT		
5.	204-075H	COULTER SPRING ROD WLDMT		
6.	803-048C	NUT HEX JAM 3/4-10 PLT		
7.	149-559D	SPRING 2.25 O.D. X .5 COIL		2nd rev.
7.	807-074C	SPRING 2.25 OD X .5 COIL		1st rev.
8.	204-107D	SPRING ROD SLEEVE 1 1/8 OD		
9.	149-558D	COULTER SPRING WASHER		2nd rev.
9.	812-031C	CASTING COULTER SPRING WASHER		1st rev.
10.	149-537D	SHORT COULTER CLAMP BAR		
11.	817-029C	BUSHING COULTER CASTING		
12.	204-272D	COULT. SPRING BAR		2nd rev.
12.	807-008C	SPRING BAR - COULTER		1st rev.
13.	802-103C	HHCS 7/8-9X2 3/4 GR5		
14.	804-037C	WASHER LOCK SPRING 7/8 PLT		
15.	803-049C	NUT HEX 7/8-9 PLT		
16.	802-214C	RHSNB 1/2-13X1 1/4 GR5		
17.	816-009C	OIL-SEAL DOUBLE LIP		
18.	822-021C	BEARING CONE LM-67048		
19.	822-020C	BEARING CUP LM-67010		
20.	200-002D	RPBY 200-039V		
21.	200-001D	HUB GREASE CAP		
22.	800-001C	GREASE ZERK STRAIGHT 1/4-28		
23.	200-002S	COULTER HUB PACKAGE	Includes items 16 through 22	
24.	805-017C	PIN COTTER 3/16 X 1 3/4 PLT		
25.	820-018C	COULTER BLADE FLUTED		
25.	820-116C	17 COULTER BLADE 5/8 WAVY		
25.	820-082C	17 COULTER BLADE 3/4 WAVY		
25.	820-156C	5/8 WAVY TURBO BLADE		
26.	804-015C	WASHER LOCK SPRING 1/2 PLT		
27.	803-020C	NUT HEX 1/2-13 PLT		
28.	804-055C	WASHER SPINDLE - 7/8		
29.	803-029C	NUT HEX SLOTTED 7/8-14 PLT		
30.	806-106C	U-BOLT 5/8-11 X 4 1/32 X 4		
31.	804-022C	WASHER LOCK SPRING 5/8 PLT		
32.	803-021C	NUT HEX 5/8-11 PLT		
33.	149-059D	COULTER CLAMP BAR		
34.	802-082C	HHCS 1/2-13X1 3/4 GR5		
35.	817-051C	SWING ARM BUSHING		
36.	800-156C	FTG ADAPTER, 1/8 FNPT X 1/4-28M		
37.	197-010D	OFFSET COULTER BRKT F/LH BOX		
38.	803-181C	NUT HEX FLANGE LOCK 3/4-10 PLT		
39.	802-100C	HHCS 5/8-11X4 1/2 GR5		
40.	149-021D	COULTER U-BOLT BRACKET		
41.	800-157C	FTG TUBE,CONNECTOR 1/8 MNPT		

Table of Contents Part Number Index

Coulter (24' Drills S/N C1860+ & 30 Drills S/N D2202+)

(Applies to 2N-2410 (1995+), 2N-3010 (1995+) only)



21700

Coulter (24' Drills S/N C1860+ & 30 Drills S/N D2202+)

(Applies to 2N-2410 (1995+), 2N-3010 (1995+) only)

Ref	Part No.	Part Description	Comments	Revision
	dwg21700	Image No.		
1.	249-050S	CLTR CASTING ASSY		
2.	249-051H	CLTR SWING ARM WLMT		
3.	200-001D	HUB GREASE CAP		
4.	802-718C	EYE BOLT 3/4-10X14 3/4 LG SP		
5.	805-331C	COULTER SPRING GUIDE TUBE		
6.	800-211C	GREASE ADAPT 1/4-28M X 1/4 TB		
7.	802-103C	HHCS 7/8-9X2 3/4 GR5		
8.	800-164C	SNAP RING 3/4 EXTERNAL HEAVY		
9.	816-009C	OIL-SEAL DOUBLE LIP		
10.	803-029C	NUT HEX SLOTTED 7/8-14 PLT		
11.	803-048C	NUT HEX JAM 3/4-10 PLT		
12.	803-049C	NUT HEX 7/8-9 PLT		
13.	817-513C	BUSHING 1X3/4X1 1/8 FLG HD		
14.	822-021C	BEARING CONE LM-67048		
15.	200-039V	COULTER HUB & CUP ASSY		
16.	804-037C	WASHER LOCK SPRING 7/8 PLT		
17.	804-165C	WASHER MACH 1 7/8X1 1/4X 14GA		
18.	804-055C	WASHER SPINDLE - 7/8		
19.	805-017C	PIN COTTER 3/16 X 1 3/4 PLT		
20.	800-177C	SNAP RING EXT 1 1/4 HEAVY		
21.	204-272D	COULT. SPRING BAR		
22.	149-559D	SPRING 2.25 O.D. X .5 COIL		
23.	149-558D	COULTER SPRING WASHER		
24.	804-156C	WASHER MACH 1 1/4X3/4X14GA		
25.	803-020C	NUT HEX 1/2-13 PLT		
26.	804-015C	WASHER LOCK SPRING 1/2 PLT		
27.	802-214C	RHSNB 1/2-13X1 1/4 GR5		
28.	806-106C	U-BOLT 5/8-11 X 4 1/32 X 4		
29.	804-022C	WASHER LOCK SPRING 5/8 PLT		
30.	803-021C	NUT HEX 5/8-11 PLT		
31.	149-059D	COULTER CLAMP BAR		
32.	802-082C	HHCS 1/2-13X1 3/4 GR5		
33.	197-010D	OFFSET COULTER BRKT F/LH BOX		
34.	149-537D	SHORT COULTER CLAMP BAR		
35.	149-021D	COULTER U-BOLT BRACKET		
36.	802-100C	HHCS 5/8-11X4 1/2 GR5		
37.	820-018C	COULTER BLADE FLUTED		
37.	820-116C	17 COULTER BLADE 5/8 WAVY		
37.	820-082C	17 COULTER BLADE 3/4 WAVY		
37.	820-156C	5/8 WAVY TURBO BLADE		

Grease Bank

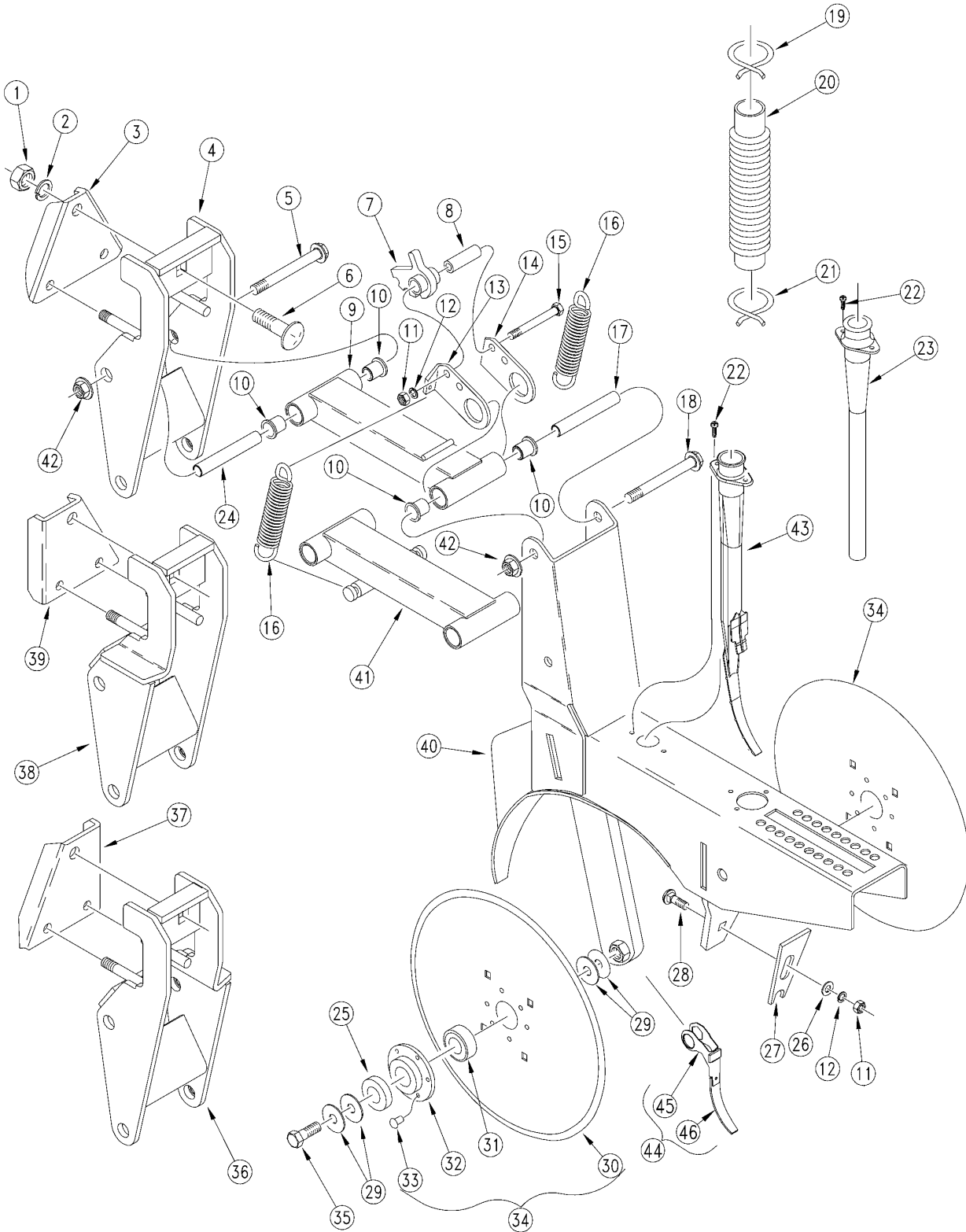
(Applies to 2N-2410 (1995+), 2N-3010 (1995+) only)

Ref	Part No.	Part Description	Comments	Revision
	dwg14182	Image No.		
1.	800-130C	GREASE ZERK STRAIGHT 1/8-27NPT		
2.	800-449C	AD PUSH 1/4 TUBE 1/8 FNPT		
3.	990-109R	TUBE NYLON 1/4OD X 062WL		
4.	800-157C	FTG TUBE,CONNECTOR 1/8 MNPT		
5.	800-156C	FTG ADAPTER,1/8 FNPT X 1/4-28M		
6.	802-148C	HFSS 1/4-20X1/2 GR5		
7.	804-007C	WASHER FLAT 1/4 SAE PLT		
8.	804-006C	WASHER LOCK SPRING 1/4 PLT		
9.	803-006C	NUT HEX 1/4-20 PLT		
10.	197-194D	GREASE BANK MOUNT		
11.	800-211C	GREASE ADAPT 1/4-28M X 1/4 TB		

Table of Contents Part Number Index

Parallel Arm Opener (S/N D1928- 30' Drills And S/N C1709- 24' Drills)

(Applies to 2N-2410 (1995+), 2N-3010 (1995+) only)



12813

Table of Contents Part Number Index

Openers

Parallel Arm Opener (S/N D1928- 30' Drills And S/N C1709- 24' Drills)

(Applies to 2N-2410 (1995+), 2N-3010 (1995+) only)

Ref	Part No.	Part Description	Comments	Revision
	dwg12813	Image No.		
1.	803-021C	NUT HEX 5/8-11 PLT		
2.	804-022C	WASHER LOCK SPRING 5/8 PLT		
3.	198-179D	PARALLEL OPENER MOUNT PLATE		
4.	198-260H	RPBY 198-444A		
5.	802-420C	HFS 1/2-13 X 5 1/2		
6.	802-193C	RHSNB 5/8-11X4 GR5		
7.	812-204C	CASTING SPRING ADJUST		
8.	198-134D	SPRING ADJUST PIVOT TUBE		
9.	198-089H	TOP PARALLEL ARM WELDMENT		
10.	817-084C	PARALLEL ARM PIVOT BUSHING		
11.	803-014C	NUT HEX 3/8-16 PLT		
12.	804-013C	WASHER LOCK SPRING 3/8 PLT		
13.	198-127D	SPRING ADJUST PLATE LH		
14.	198-128D	SPRING ADJUST PLATE RH		
15.	802-147C	HHCS 3/8-16X3 1/2 GR5		
16.	807-116C	SPRING EXT 1 5/8OD X 6.6X.177		
17.	198-139D	REAR PARALLEL ARM PIVOT TUBE		
18.	802-648C	HFS 1/2-13 X 5 1/4		
19.	800-009C	CLAMP HOSE 1 5/8 NO. 26		
20.	816-002C	RUBBER GRAIN TUBE		
21.	800-008C	CLAMP HOSE 1 1/2 NO. 24		
22.	801-002C	SCREW HEX SLT10-16X1/2P:THD CT		
23.	817-133C	PLASTIC OPENER SEED TUBE	Model year 1998-	
24.	198-140D	FRONT PARALLEL ARM PIVOT TUBE		
25.	107-111D	DD BRG FLANGE DUST COVER		
26.	804-012C	WASHER FLAT 3/8 SAE PLT		
27.	107-113D	D.D. SLOTTED SCRAPER		
28.	802-015C	RHSNB 3/8-16X1 GR5		
29.	804-040C	WASHER MACH 1.19 X .63 X 18GA		
30.	820-155C	RPBY 820-187C		Rev. 2 is not interchangeable w/rev.1
30.	820-080C	RPBY 107-134A	No longer available. Update with 107-133S, item 17.	1st rev.
31.	188-001V	BEARING AA205DD		
32.	890-466C	HSG RIBB FLG 6BOLT PLT	Use with 820-155C (1/4" rivets).	Rev. 4 is not interchangeable w/rev.3
32.	107-112D	BEARING FLANGE-3/16 DIA HOLES	Use with 820-080C (3/16" rivets).	3rd rev.
32.	890-452C	RPBY 107-112D		2nd rev.
32.	107-110D	RPBY 107-112D		1st rev.
33.	800-213C	RIVET,BUTTON HEAD 1/4 X 1/2	Use with 820-155C.	Rev. 3 is not interchangeable w/rev.2
33.	800-212C	RIVET,BUTTON HEAD .203 X 9/16	Use with 820-080C.	2nd rev.
33.	800-010C	RPBY 800-212C		1st rev.
34.	107-133S	RPBY 107-135S	Includes items 1 thru 4.	Rev. 2 is not interchangeable w/rev.1
34.	107-130S	RPBY 107-133S		1st rev.
35.	802-228C	HHCS 5/8-11X1 1/2 GR5 NYL		
36.	198-261H	RPBY 198-446A		
37.	198-173D	PA OPENER LH OFFSET MNT PLATE		
38.	198-262H	RPBY 198-445A		
39.	198-174D	PA OPENER RH OFFSET MNT PLATE		
40.	198-409H	PARALLEL LINKAGE OPENER WELD	For drills manufactured before 5/1/2000 also order part no. 122-202S.	2nd rev.
40.	198-092H	RPBY 198-946A		Use existing stock; 1st rev.
41.	198-090H	BOTTOM PARALLEL ARM WELDMENT		
42.	803-169C	NUT HEX FLG. LOCK 1/2-13 PLT.		

[Table of Contents](#) [Part Number Index](#)

Parallel Arm Opener (S/N D1928- 30' Drills And S/N C1709- 24' Drills) (continued)

(Applies to 2N-2410 (1995+), 2N-3010 (1995+) only)

Ref	Part No.	Part Description	Comments	Revision
43.	817-314C	OPENER SEED TUBE, PLASTIC	Model year 1999+	
44.	122-242S	SEED FLAP & HEX CLIP, SEEDLOK	Model year 1999+	
45.	121-164D	HEX SEED FLAP MOUNTING CLIP	Model year 1999+	
46.	816-302C	SEED FLAP, RUBBER, SEED-LOK	Model year 1999+	

***Parallel Arm Opener (S/N D1928- 30' Drills And S/N C1709- 24' Drills)
(continued)***

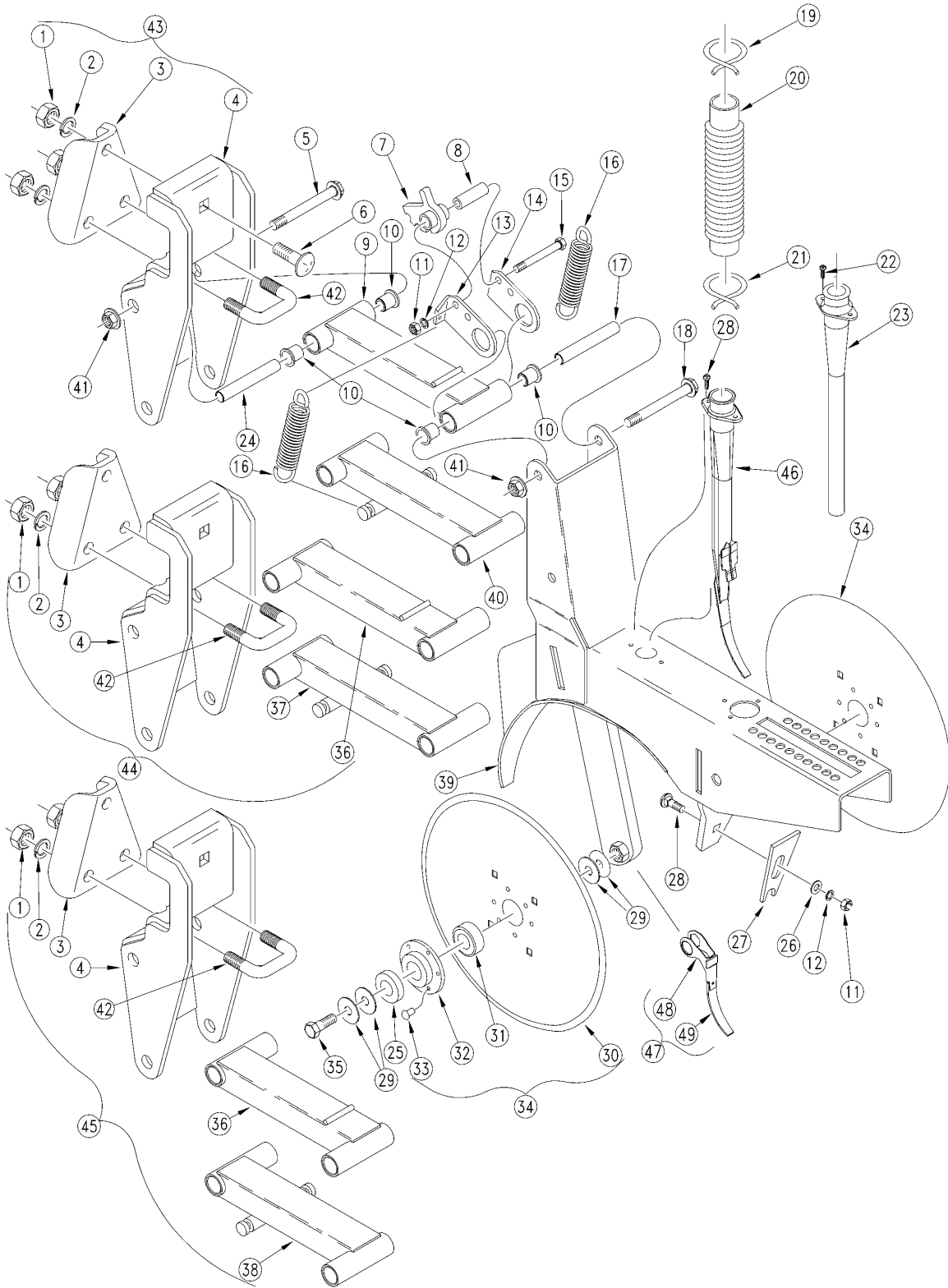
(Applies to 2N-2410 (1995+), 2N-3010 (1995+) only)

This Page Intentionally Left Blank

Table of Contents Part Number Index

Parallel Arm Opener (S/N D1928+ 30' Drills And S/N C1709+ 24' Drills)

(Applies to 2N-2410 (1995+), 2N-3010 (1995+) only)



16055

Table of Contents Part Number Index

Openers

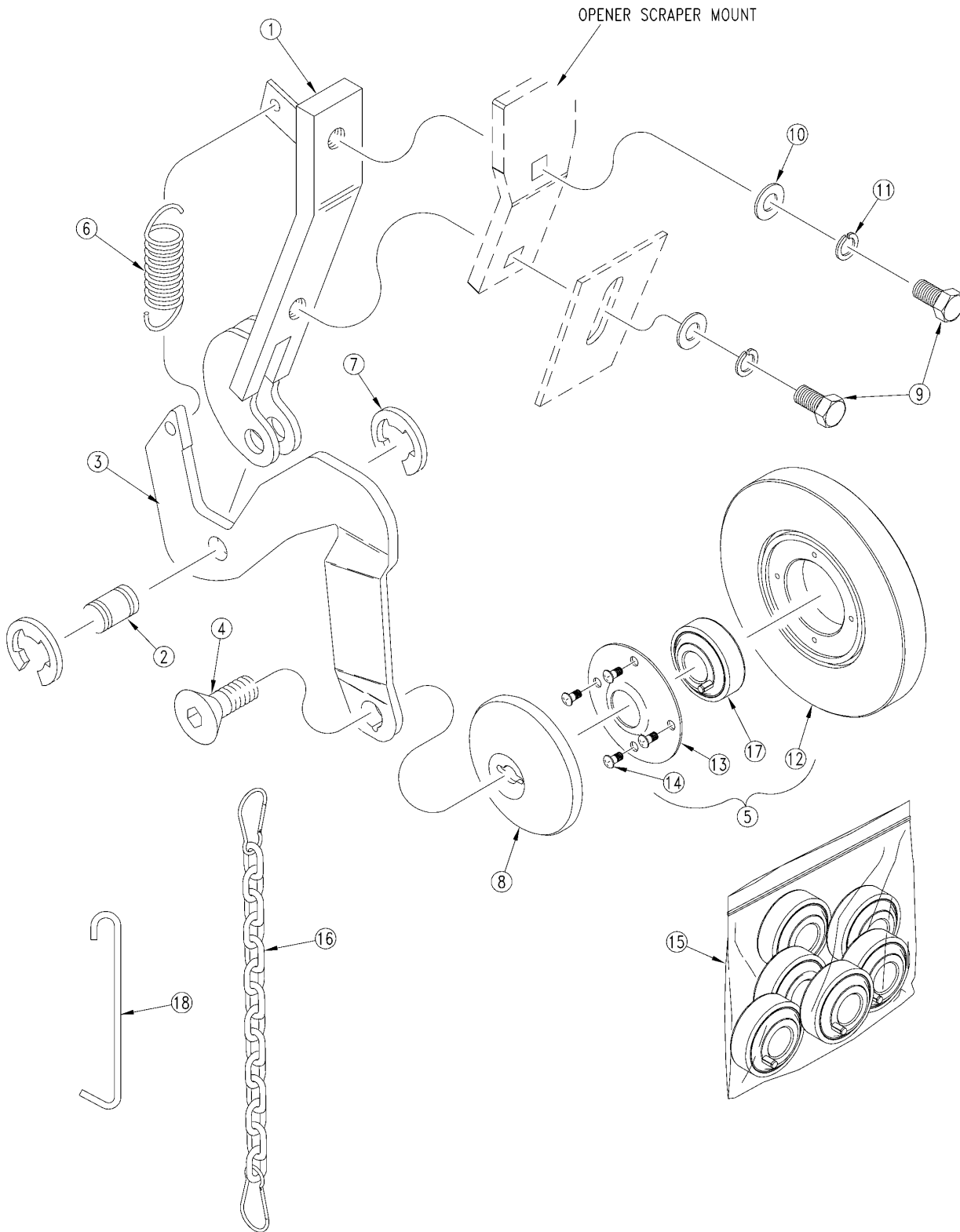
Parallel Arm Opener (S/N D1928+ 30' Drills And S/N C1709+ 24' Drills)

(Applies to 2N-2410 (1995+), 2N-3010 (1995+) only)

Ref	Part No.	Part Description	Comments	Revision
	dwg16055	Image No.		
1.	803-021C	NUT HEX 5/8-11 PLT		
2.	804-022C	WASHER LOCK SPRING 5/8 PLT		
3.	198-210D	PARALLEL OPENER MOUNT PLATE		
4.	198-436H	PARALLEL ARM OPENER MOUNT		
5.	802-420C	HFS 1/2-13 X 5 1/2		
6.	802-193C	RHSNB 5/8-11X4 GR5		
7.	812-204C	CASTING SPRING ADJUST		
8.	198-134D	SPRING ADJUST PIVOT TUBE		
9.	198-089H	TOP PARALLEL ARM WELDMENT		
10.	817-084C	PARALLEL ARM PIVOT BUSHING		
11.	803-014C	NUT HEX 3/8-16 PLT		
12.	804-013C	WASHER LOCK SPRING 3/8 PLT		
13.	198-127D	SPRING ADJUST PLATE LH		
14.	198-128D	SPRING ADJUST PLATE RH		
15.	802-147C	HHCS 3/8-16X3 1/2 GR5		
16.	807-116C	SPRING EXT 1 5/8OD X 6.6X.177		
17.	198-139D	REAR PARALLEL ARM PIVOT TUBE		
18.	802-648C	HFS 1/2-13 X 5 1/4		
19.	800-009C	CLAMP HOSE 1 5/8 NO. 26		
20.	816-002C	RUBBER GRAIN TUBE		
21.	800-008C	CLAMP HOSE 1 1/2 NO. 24		
22.	801-002C	SCREW HEX SLT10-16X1/2P:THD CT		
23.	817-133C	PLASTIC OPENER SEED TUBE	Model year 1998-	
24.	198-140D	FRONT PARALLEL ARM PIVOT TUBE		
25.	107-111D	DD BRG FLANGE DUST COVER		
26.	804-012C	WASHER FLAT 3/8 SAE PLT		
27.	107-113D	D.D. SLOTTED SCRAPER		
28.	802-015C	RHSNB 3/8-16X1 GR5		
29.	804-040C	WASHER MACH 1.19 X .63 X 18GA		
30.	107-134A	13 1/2 BLADE UDPATE-1/4 RIVETS		
31.	188-001V	BEARING AA205DD		
32.	890-452C	RPBY 107-112D		
33.	800-212C	RIVET,BUTTON HEAD .203 X 9/16		
34.	107-133S	RPBY 107-135S		
35.	802-228C	HHCS 5/8-11X1 1/2 GR5 NYL		
36.	198-437H	TOP PARALLEL ARM OFFSET WELDMT		
37.	198-439H	BOTTOM PARALLEL ARM LH OFFSET		
38.	198-438H	BOTTOM PARALLEL ARM RH OFFSET		
39.	198-409H	PARALLEL LINKAGE OPENER WELD	For drills manufactured before 5/1/2000 also order part no.122-202S.	
40.	198-090H	BOTTOM PARALLEL ARM WELDMENT		
41.	803-169C	NUT HEX FLG. LOCK 1/2-13 PLT.		
42.	806-149C	U-BOLT 5/8-11 X 2 1/32 X 2 GR5		
43.	198-444A	2SNT PA OPENER MOUNT UPDATE	Includes items 1 through 4 & 42	
44.	198-446A	2SNT LH OFFSET PAO MOUNT UPDAT	Includes items 1 through 4; 42; 36 & 37	
45.	198-445A	2SNT RH OFFSET PAO MOUNT UPDAT	Includes items 1 through 4; 42; 36 & 38	
46.	817-314C	OPENER SEED TUBE, PLASTIC	Model year 1999+	
47.	122-242S	SEED FLAP & HEX CLIP, SEEDLOK	Model year 1999+	
48.	121-164D	HEX SEED FLAP MOUNTING CLIP	Model year 1999+	
49.	816-302C	SEED FLAP, RUBBER, SEED-LOK	Model year 1999+	

5" & 6" Seed-Lok, (Option)

(Applies to 2N-2410 (1995+), 2N-3010 (1995+) only)



16638

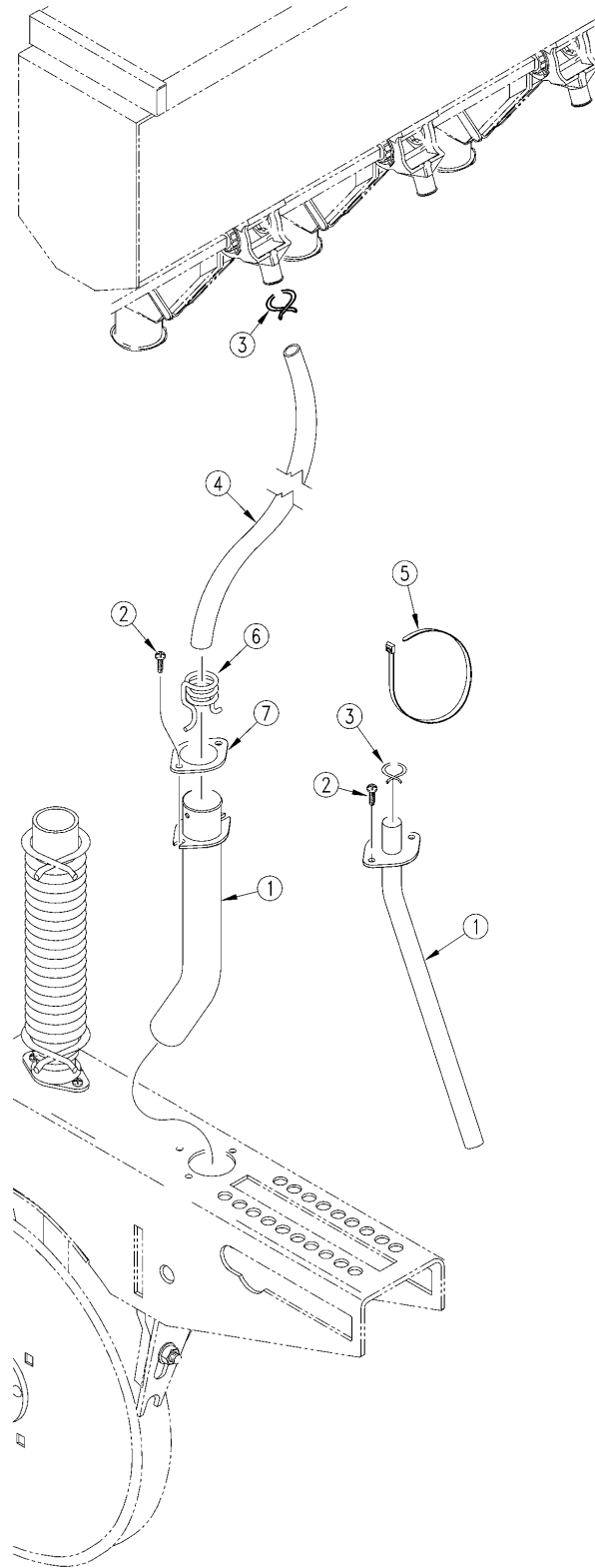
5" & 6" Seed-Lok, (Option)

(Applies to 2N-2410 (1995+), 2N-3010 (1995+) only)

Ref	Part No.	Part Description	Comments	Revision
	dwg16638	Image No.		
1.	122-173H	SS RMVBL SD-LOK MNT WLDMT		
2.	122-120D	5 SEED-LOK WHL ARM PIVOT PIN		
3.	122-151D	SEED-LOK ARM (1994)		
4.	801-141C	LHS CP 3/8-16X3/4 GR8 PLATED		
5.	122-201S	SD-LK 203 BEARING WHEEL ASSY	5" Seed-Lok	
5.	206-014S	6 SEED LOK ASSEMBLY	6" Seed-Lok	
6.	807-101C	SPRING, 1 O.D.X.125WIREX 3 1/2		
7.	800-093C	RING SNAP EXTERNAL "E" 1/2		
8.	206-021D	SEED LOK WHEEL CAP (LONG)	Sept. 30 1997	
9.	802-017C	HHCS 3/8-16X1 GR5		
10.	804-012C	WASHER FLAT 3/8 SAE PLT		
11.	804-013C	WASHER LOCK SPRING 3/8 PLT		
12.	817-134C	5/8 X 5 SEED FIRING WHEEL	5" Seed-Lok	
12.	817-191C	5/8 X 6 SEED LOK WHEEL	6" Seed-Lok	
13.	816-173C	RETAINER W/BONDED SEAL 4BLT		
14.	801-084C	SCR PH THD FMG #10X1/2 TP ZP		
15.	122-231A	RPBY 188-008V	Includes 6 bearings	
16.	809-198C	SEED LOK TIE UP		
17.	188-008V	BEARING 203 SEED-LOK WITH PIN		
18.	800-310C	SEED LOK HANGER SPRING		

Small Seeds Hose Retainer (Option)

(Applies to 2N-2410 (1995+), 2N-3010 (1995+) only)



16310

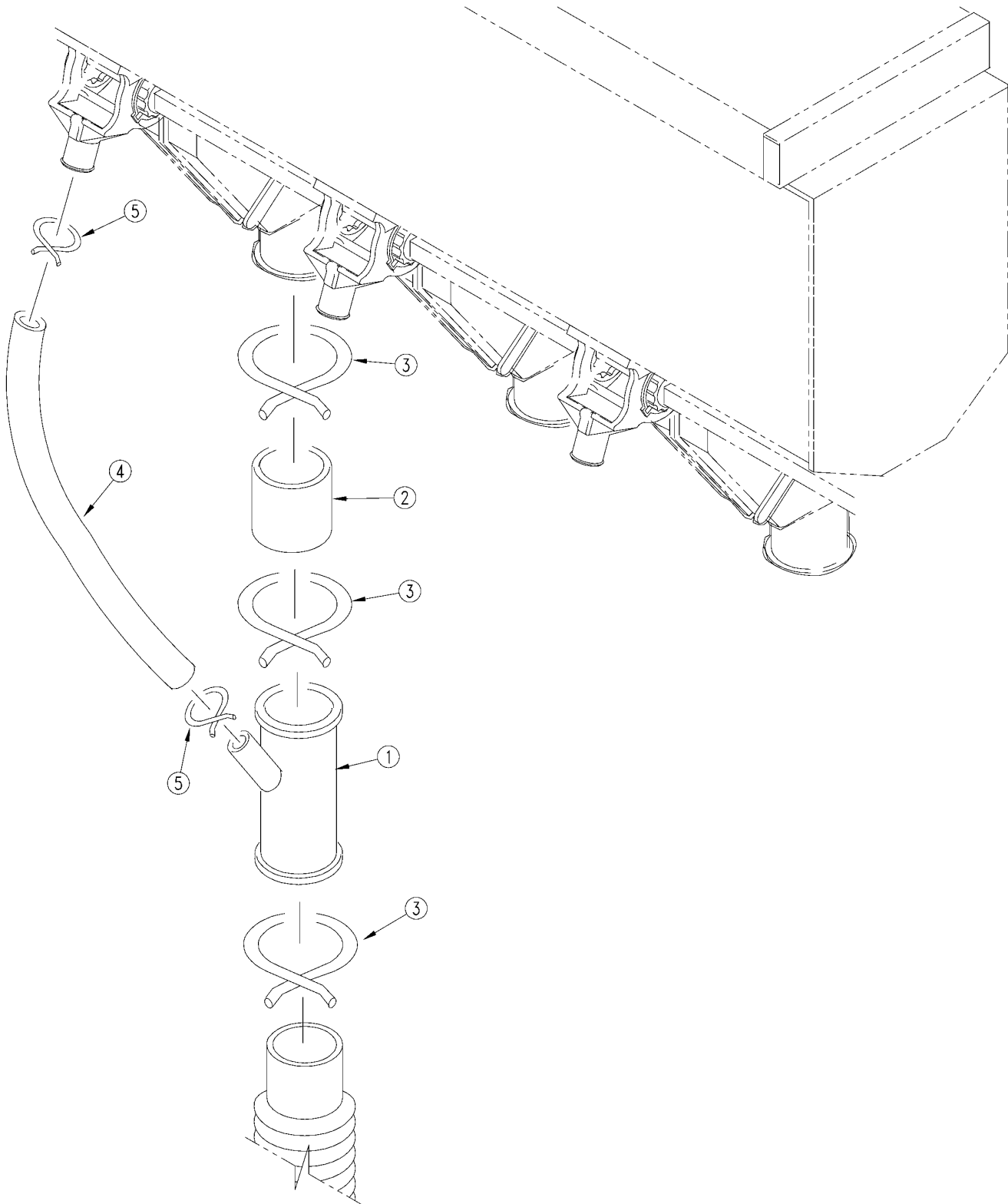
Small Seeds Hose Retainer (Option)

(Applies to 2N-2410 (1995+), 2N-3010 (1995+) only)

Ref	Part No.	Part Description	Comments	Revision
	dwg16310	Image No.		
1.	817-346C	PLASTIC FERTILIZER TUBE		2nd Revision
1.	123-939H	SMALL SEEDS TUBE WELDMENT		1st Revision
2.	801-002C	SCREW HEX SLT10-16X1/2P.THD CT		
3.	800-321C	HOSE CLAMP NO.12 3/4 ID		
4.	816-513C	SGS HOSE 85 RIBS		
5.	800-060C	CABLE TIE .19X14.25 3DIA 50LB		
6.	800-304C	SGS TUBE CLAMP		
7.	133-065D	SML SDS TB REINFORCEMENT RING		

Small Seeds Y-Tube Drop (Option)

(Applies to 2N-2410 (1995+), 2N-3010 (1995+) only)



11086

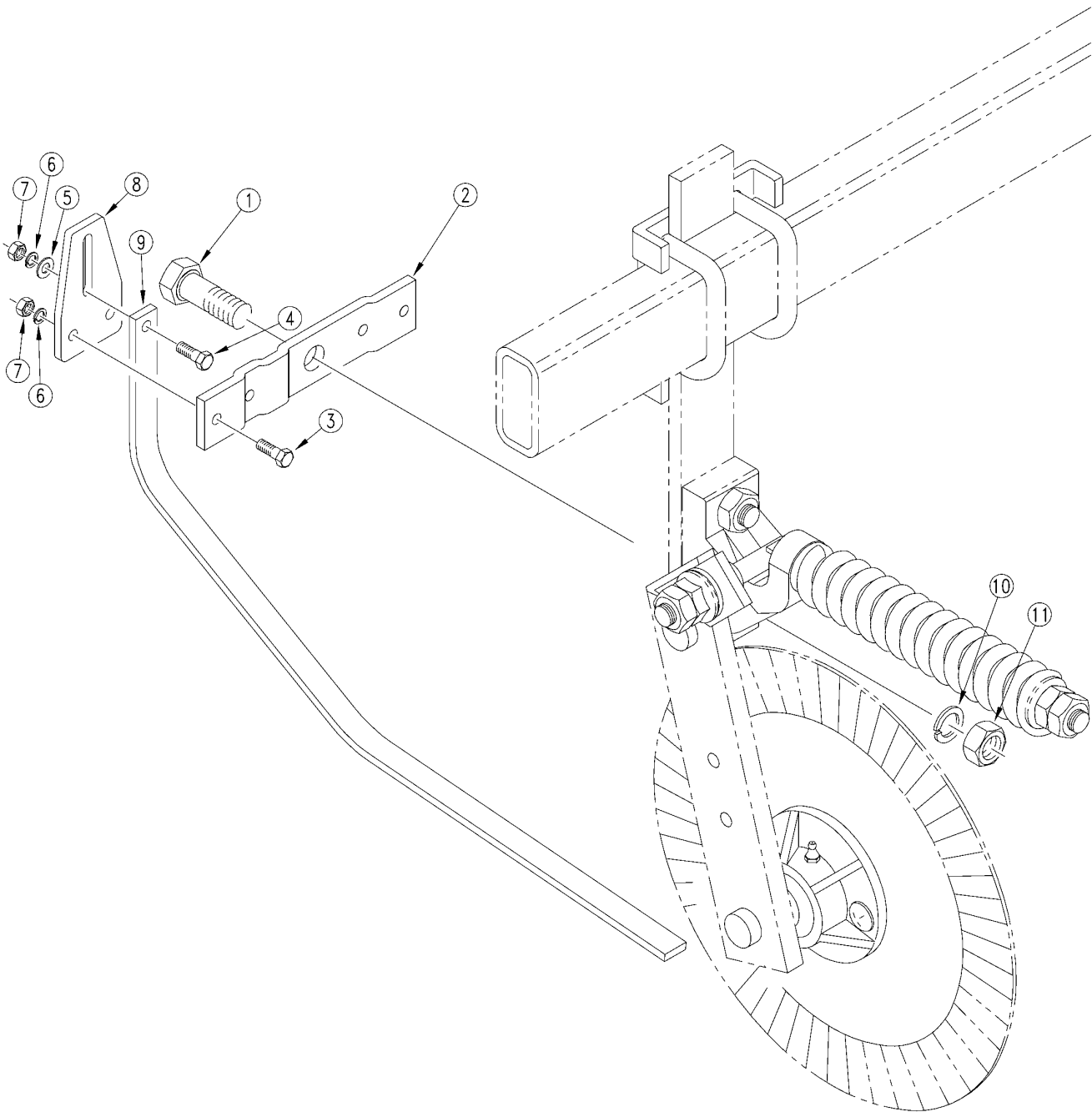
Small Seeds Y-Tube Drop (Option)

(Applies to 2N-2410 (1995+), 2N-3010 (1995+) only)

Ref	Part No.	Part Description	Comments	Revision
	dwg11086	Image No.		
1.	817-127C	1 1/4 DIA PLAST OPNR DROP TUBE		
2.	816-284C	EWNT DROP TUBE CONNECTING HOSE		
3.	800-008C	CLAMP HOSE 1 1/2 NO. 24		
4.	123-306D	EWNT Y GRASS SEED HOSE		
5.	800-029C	CLAMP HOSE GRASS SEED		

Coulter Tine (Option)

(Applies to 2N-2410 (1995+), 2N-3010 (1995+) only)



15683

Coulter Tine (Option)

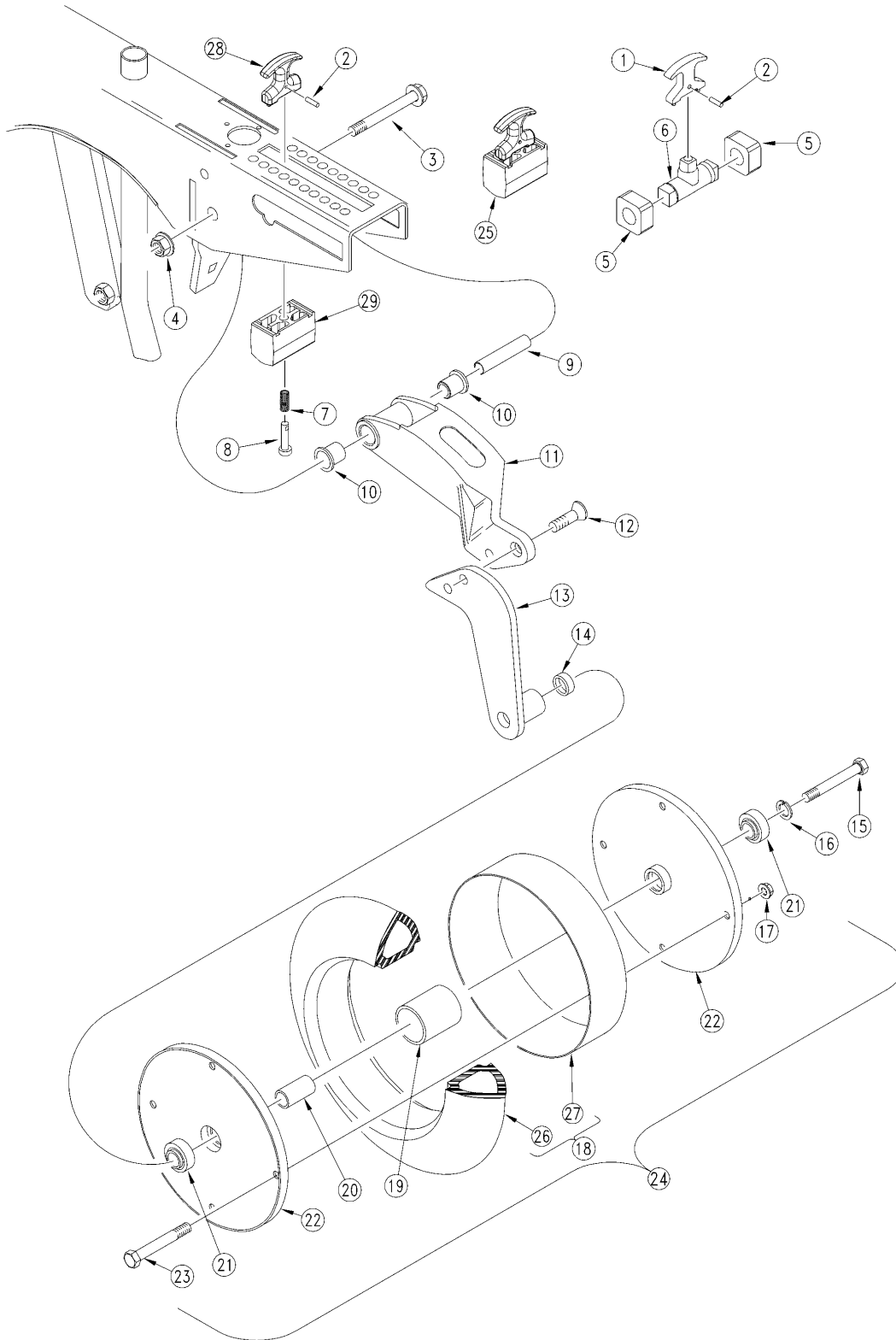
(Applies to 2N-2410 (1995+), 2N-3010 (1995+) only)

Ref	Part No.	Part Description	Comments	Revision
	dwg15683	Image No.		
1.	802-126C	HHCS 7/8-9X3 1/2 GR5		
2.	149-550D	COULTER TINE MOUNT		
3.	802-100C	HHCS 5/8-11X4 1/2 GR5		
4.	802-022C	HHCS 3/8-16X1 1/2 GR5		
5.	804-011C	WASHER FLAT 3/8 USS PLT		
6.	804-013C	WASHER LOCK SPRING 3/8 PLT		
7.	803-014C	NUT HEX 3/8-16 PLT		
8.	149-549D	COULTER TINE CLAMP PLATE		
9.	820-114C	2SNT COULTER TINE		
10.	804-037C	WASHER LOCK SPRING 7/8 PLT		
11.	803-049C	NUT HEX 7/8-9 PLT		

Table of Contents Part Number Index

3" x 14" Peaked Press Wheel (S/N C1657- 24' Drills And S/N D1838- 30' Drills)

(Applies to 2N-2410 (1995+), 2N-3010 (1995+) only)



12037

Table of Contents Part Number Index

Press Wheels

3" x 14" Peaked Press Wheel (S/N C1657- 24' Drills And S/N D1838- 30' Drills)

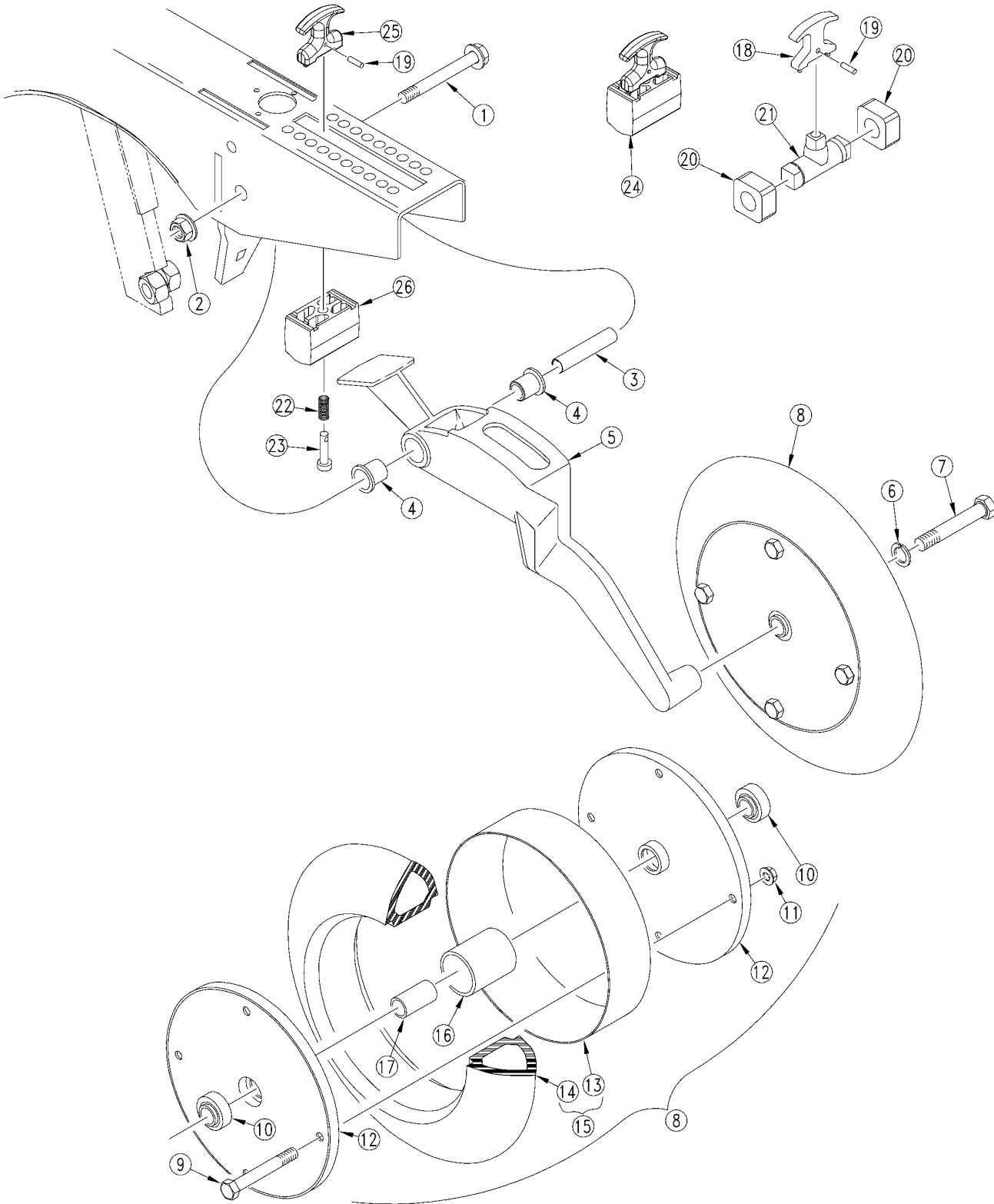
(Applies to 2N-2410 (1995+), 2N-3010 (1995+) only)

Ref	Part No.	Part Description	Comments	Revision
	dwg12037	Image No.		
1.	198-104D	RPBY 817-328C	See item 28.	1st rev.
2.	805-186C	PIN ROLL 5/32 X 5/8 PLT		
3.	802-421C	HFS 1/2-13X3 3/4 GR5 SPTHD		
4.	803-169C	NUT HEX FLG. LOCK 1/2-13 PLT.		
5.	817-132C	PRESS WHEEL ARM BUMPER	(2N2410 S/N C1811-; 2N3010 S/N D2082-) Use only with item 6.	
6.	812-194C	RPBY 817-347C	(2N2410 S/N C1811-; 2N3010 S/N D2082-). See item 29.	1st rev.
7.	807-106C	SPRING .540 O.D.X 1 1/4 X.054W		
8.	805-154C	PIN CLEVIS 3/8 X 2 1/8 USABLE		
9.	198-137D	PRESS WHEEL PIVOT TUBE		
10.	817-084C	PARALLEL ARM PIVOT BUSHING		
11.	199-025D	PRESS WHEEL ARM MACHINED		
12.	801-115C	SFHCS 1/2-13X1 W/ 3/8 SQ SOCKT		
13.	122-188H	PRESS WHEEL ARM END WMNT		
14.	122-125D	3 X 14 PRESS WHEEL SPACER		
15.	802-060C	HHCS 5/8-11X4 GR5		
16.	804-022C	WASHER LOCK SPRING 5/8 PLT		
17.	803-177C	803-184 FLG TP LK 5/16-18ZNYCR		
18.	122-198V	3 X 14 TIRE & RING ASSEMBLY	Includes items 26 & 27	
19.	817-062C	LARGE SPACER TUBE		
20.	122-110D	SMALL SPACER TUBE		
21.	822-095C	BRG INS .63IDX1.57OD DBL LIP		
22.	122-041D	4X12 PW RIM HALF		
23.	802-197C	HHCS 5/16-18X2 3/4 GR5		
24.	122-117S	3 X 14 PEAKED P.W. ASSEMBLY	Includes items 17 through 23	
25.	122-202S	PW ADJUSTMENT TRUNNION ASSY	Includes items 2, 7, 8, 28 and 29.	
26.	814-067C	3 X 14 PEAKED PRESS WHEEL TIRE		
27.	817-063C	3 X 14 RIM SPACER RING		
28.	817-328C	T-HANDLE ASSEMBLY		2nd rev.
29.	817-347C	OPENER TRUNION	(2N2410 S/N C1812+; 2N3010 S/N D2083+)	2nd rev.

[Table of Contents](#) [Part Number Index](#)

3" x 14" Peaked Press Wheel (S/N C1658+ 24' Drills And S/N D1839+ 30' Drills)

(Applies to 2N-2410 (1995+), 2N-3010 (1995+) only)



16042

3" x 14" Peaked Press Wheel (S/N C1658+ 24' Drills And S/N D1839+ 30' Drills)

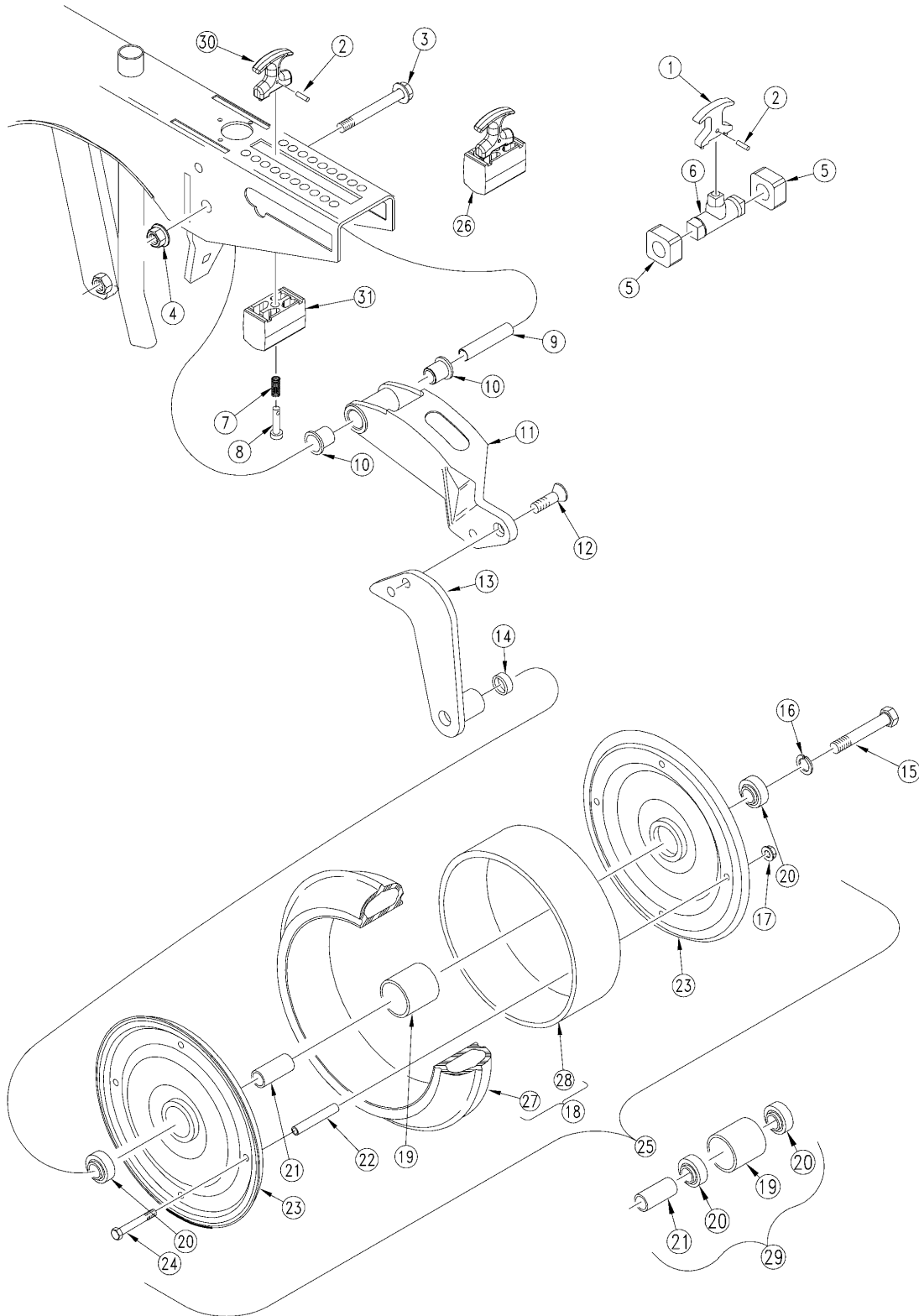
(Applies to 2N-2410 (1995+), 2N-3010 (1995+) only)

Ref	Part No.	Part Description	Comments	Revision
	dwg16042	Image No.		
1.	802-421C	HFS 1/2-13X3 3/4 GR5 SPTHD		
2.	803-169C	NUT HEX FLG. LOCK 1/2-13 PLT.		
3.	198-137D	PRESS WHEEL PIVOT TUBE		
4.	817-084C	PARALLEL ARM PIVOT BUSHING		
5.	199-030D	3 X 14 PRESS WHEEL ARM		
6.	804-022C	WASHER LOCK SPRING 5/8 PLT		
7.	802-059C	HHCS 5/8-11X3 GR5		
8.	122-117S	3 X 14 PEAKED P.W. ASSEMBLY	Includes items 9 through 17	
9.	802-197C	HHCS 5/16-18X2 3/4 GR5		
10.	822-095C	BRG INS .63IDX1.57OD DBL LIP		
11.	803-177C	803-184 FLG TP LK 5/16-18ZNYCR		
12.	122-041D	4X12 PW RIM HALF		
13.	817-063C	3 X 14 RIM SPACER RING		
14.	814-067C	3 X 14 PEAKED PRESS WHEEL TIRE		
15.	122-198V	3 X 14 TIRE & RING ASSEMBLY	Includes items 13 and 14	
16.	817-062C	LARGE SPACER TUBE		
17.	122-110D	SMALL SPACER TUBE		
18.	198-104D	RPBY 817-328C	See item 25.	1st rev.
19.	805-186C	PIN ROLL 5/32 X 5/8 PLT		
20.	817-132C	PRESS WHEEL ARM BUMPER	(2N2410 S/N C1811-; 2N3010 S/N D2082-) Use only with item 21.	
21.	812-194C	RPBY 817-347C	(2N2410 S/N C1811-; 2N3010 S/N D2082-) See item 26.	1st rev.
22.	807-106C	SPRING .540 O.D.X 1 1/4 X.054W		
23.	805-154C	PIN CLEVIS 3/8 X 2 1/8 USABLE		
24.	122-202S	PW ADJUSTMENT TRUNNION ASSY	Includes items 19, 22, 23, 25 and 26.	
25.	817-328C	T-HANDLE ASSEMBLY		2nd rev.
26.	817-347C	OPENER TRUNION	(2N2410 S/N C1812+; 2N3010 S/N D2083+)	2nd rev.

Table of Contents Part Number Index

3" x 13" "V" Crown Press Wheel (S/N C1657- 24' Drills And S/N D1838- 30' Drills)

(Applies to 2N-2410 (1995+), 2N-3010 (1995+) only)



12038

Table of Contents Part Number Index

Press Wheels

3" x 13" "V" Crown Press Wheel (S/N C1657- 24' Drills And S/N D1838- 30' Drills)

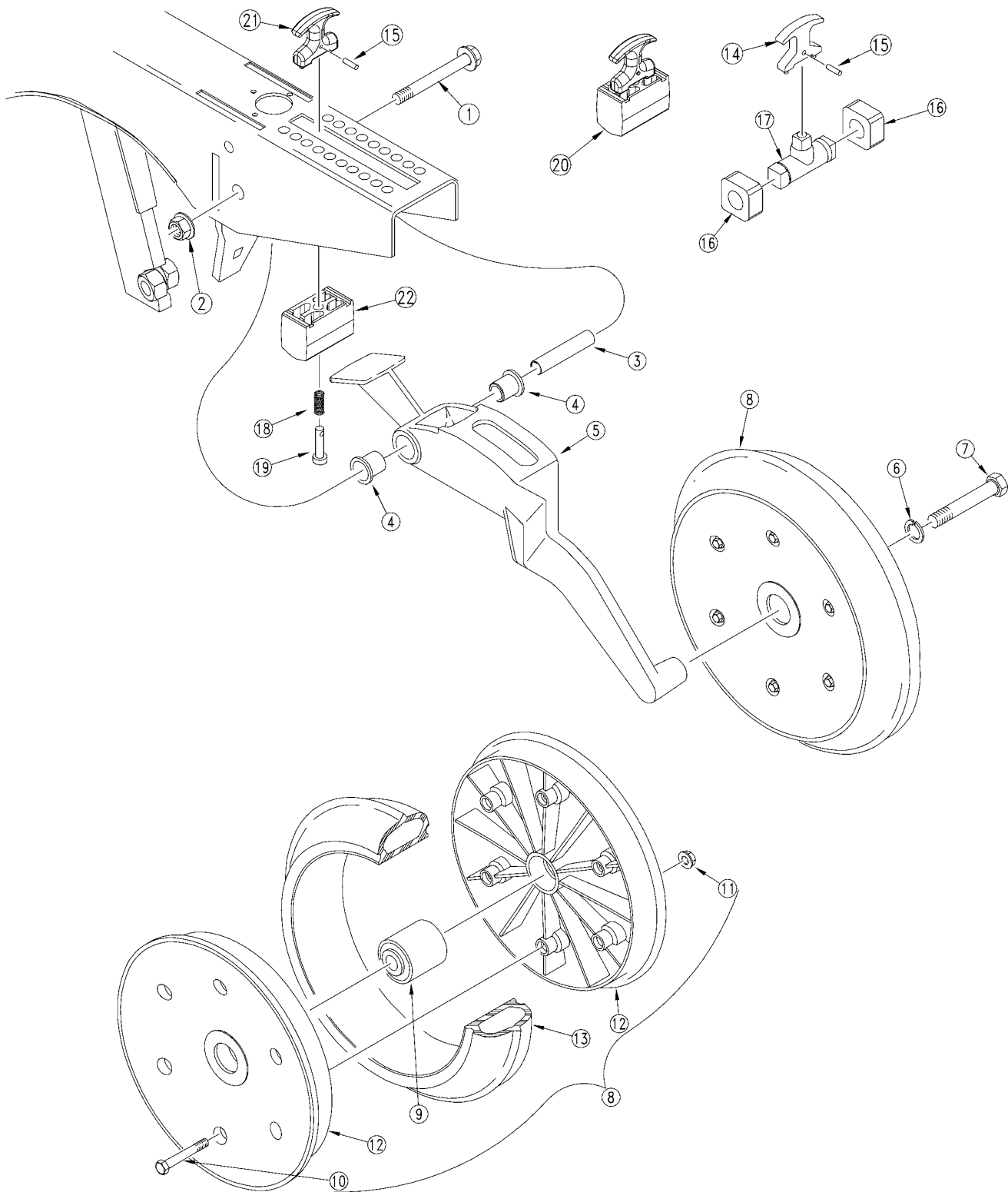
(Applies to 2N-2410 (1995+), 2N-3010 (1995+) only)

Ref	Part No.	Part Description	Comments	Revision
	dwg12038	Image No.		
1.	198-104D	RPBY 817-328C	See item 30.	1st rev.
2.	805-186C	PIN ROLL 5/32 X 5/8 PLT		
3.	802-421C	HFS 1/2-13X3 3/4 GR5 SPTH		
4.	803-169C	NUT HEX FLG. LOCK 1/2-13 PLT.		
5.	817-132C	PRESS WHEEL ARM BUMPER	(2N2410 S/N C1811-; 2N3010 S/N D2082-) Use only with item 6.	
6.	812-194C	RPBY 817-347C	(2N2410 S/N C1811-; 2N3010 S/N D2082-). See item 31.	1st rev.
7.	807-106C	SPRING .540 O.D.X 1 1/4 X.054W		
8.	805-154C	PIN CLEVIS 3/8 X 2 1/8 USABLE		
9.	198-137D	PRESS WHEEL PIVOT TUBE		
10.	817-084C	PARALLEL ARM PIVOT BUSHING		
11.	199-025D	PRESS WHEEL ARM MACHINED		
12.	801-115C	SFHCS 1/2-13X1 W/ 3/8 SQ SOCKT		
13.	122-188H	PRESS WHEEL ARM END WMNT		
14.	122-124D	3 X 13 PRESS WHEEL SPACER		
15.	802-151C	HHCS 5/8-11X4 1/4 GR5		
16.	804-022C	WASHER LOCK SPRING 5/8 PLT		
17.	803-177C	803-184 FLG TP LK 5/16-18ZNYCR		
18.	122-192V	3 X 13 TIRE & RING ASSEMBLY	Includes items 27 & 28	
19.	122-001D	3 BEARING HUB		
20.	822-095C	BRG INS .63IDX1.57OD DBL LIP		
21.	122-111D	3 X 13 P.W. BRG SPACER TUBE		
22.	890-199C	3X13 P.W. BOLT SPACER		
23.	122-115D	RPBY 122-233 OR -234A		
24.	802-197C	HHCS 5/16-18X2 3/4 GR5		
25.	122-116S	RPBY 122-234A	Includes items 17 through 24	
26.	122-202S	PW ADJUSTMENT TRUNNION ASSY	Includes items 2, 7, 8, 30 and 31.	
27.	814-068C	TIRE 3 X 13 PW V CROWN		
28.	817-065C	3 P.W. RIM SPACER RING		
29.	122-191V	REPLACED BY COMPONENT PARTS		
30.	817-328C	T-HANDLE ASSEMBLY		2nd rev.
31.	817-347C	OPENER TRUNION	(2N2410 S/N C1812+; 2N3010 S/N D2083+)	2nd rev.

[Table of Contents](#) [Part Number Index](#)

3" x 13" "V" Crown Press Wheel (S/N C1658+ 24' Drills And S/N D1839+ 30' Drills)

(Applies to 2N-2410 (1995+), 2N-3010 (1995+) only)



16040

3" x 13" "V" Crown Press Wheel (S/N C1658+ 24' Drills And S/N D1839+ 30' Drills)

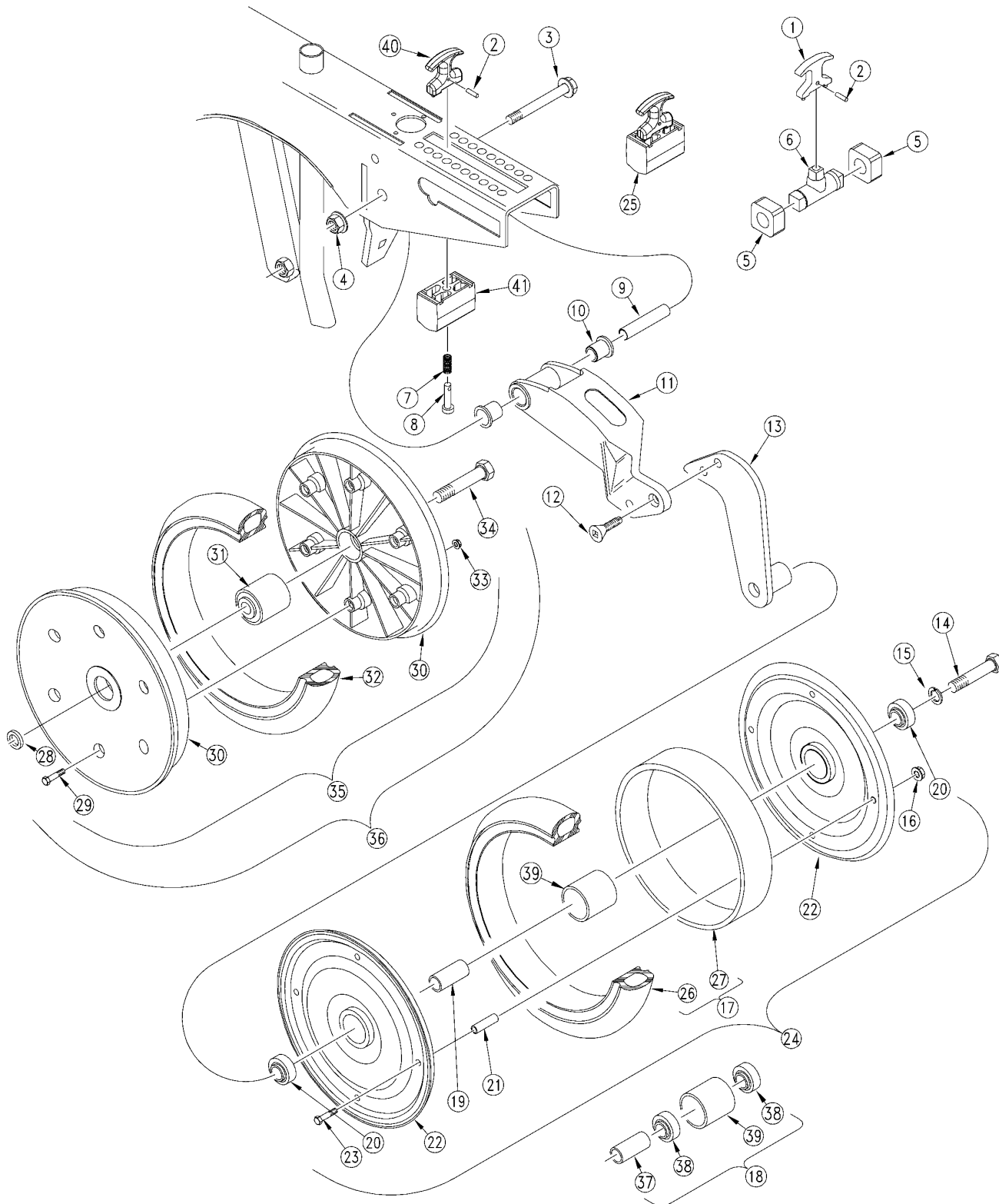
(Applies to 2N-2410 (1995+), 2N-3010 (1995+) only)

Ref	Part No.	Part Description	Comments	Revision
	dwg16040	Image No.		
1.	802-421C	HFS 1/2-13X3 3/4 GR5 SPTHD		
2.	803-169C	NUT HEX FLG. LOCK 1/2-13 PLT.		
3.	198-137D	PRESS WHEEL PIVOT TUBE		
4.	817-084C	PARALLEL ARM PIVOT BUSHING		
5.	199-042D	UNIVERSAL PW ARM MACH 2&3X13		2nd rev.
5.	199-029D	RPBY 199-042D		1st rev.
6.	804-022C	WASHER LOCK SPRING 5/8 PLT		
7.	802-058C	HHCS 5/8-11X2 1/2 GR5		
8.	814-158C	3 X 13 PRESS WHEEL ASSEMBLY	Includes items 9 through 13	
9.	822-170C	BRG .63ID PRESS WHL ASY		
10.	802-618C	HHFS 1/4-20 X 2 GR 5		
11.	803-088C	NUT HEX LOCK 1/4-20 FLG		
12.	817-297C	3 X 13 PRESS WHEEL RIM HALF		
13.	814-160C	3 X 13 PRESS WHEEL TIRE		
14.	198-104D	RPBY 817-328C	See item 21.	1st rev.
15.	805-186C	PIN ROLL 5/32 X 5/8 PLT		
16.	817-132C	PRESS WHEEL ARM BUMPER	(2N2410 S/N C1811-; 2N3010 S/N D2082-) Use only with item 17.	
17.	812-194C	RPBY 817-347C	(2N2410 S/N C1811-; 2N3010 S/N D2082-). See item 22.	1st rev.
18.	807-106C	SPRING .540 O.D.X 1 1/4 X.054W		
19.	805-154C	PIN CLEVIS 3/8 X 2 1/8 USABLE		
20.	122-202S	PW ADJUSTMENT TRUNNION ASSY	Includes items 15, 18, 19, 21 and 22.	
21.	817-328C	T-HANDLE ASSEMBLY		2nd rev.
22.	817-347C	OPENER TRUNION	(2N2410 S/N C1812+; 2N3010 S/N D2083+)	2nd rev.

[Table of Contents](#) [Part Number Index](#)

2" x 13" Smooth Crown Press Wheel (S/N C1657- 24' Drills And S/N D1838- 30' Drills)

(Applies to 2N-2410 (1995+), 2N-3010 (1995+) only)



12039

Table of Contents Part Number Index

Press Wheels

2" x 13" Smooth Crown Press Wheel (S/N C1657- 24' Drills And S/N D1838-30' Drills)

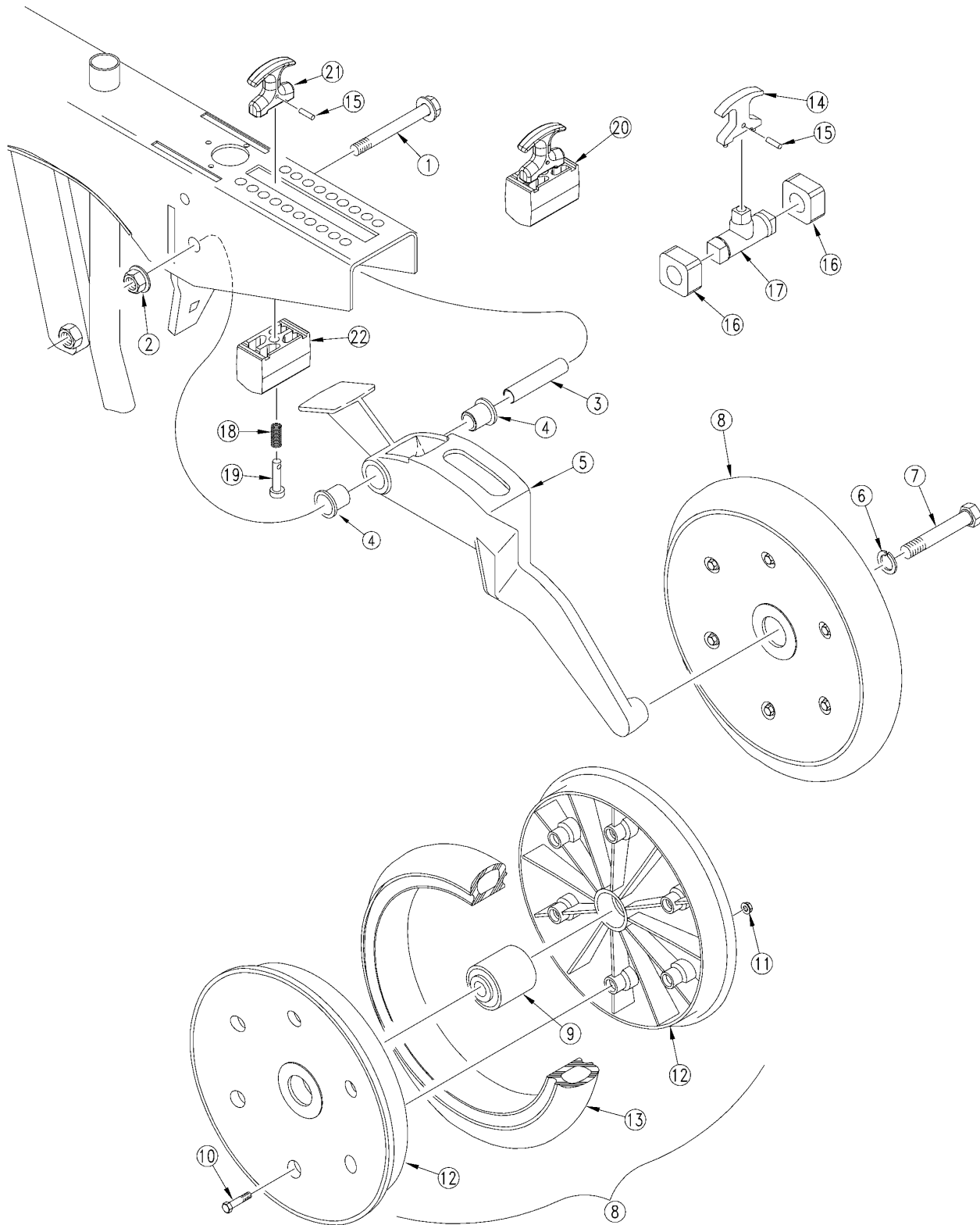
(Applies to 2N-2410 (1995+), 2N-3010 (1995+) only)

Ref	Part No.	Part Description	Comments	Revision
	dwg12039	Image No.		
1.	198-104D	RPBY 817-328C	See item 40.	1st rev.
2.	805-186C	PIN ROLL 5/32 X 5/8 PLT		
3.	802-421C	HFS 1/2-13X3 3/4 GR5 SPTHD		
4.	803-169C	NUT HEX FLG. LOCK 1/2-13 PLT.		
5.	817-132C	PRESS WHEEL ARM BUMPER	(2N2410 S/N C1811-; 2N3010 S/N D2082-) Use only with item 6.	
6.	812-194C	RPBY 817-347C	(2N2410 S/N C1811-; 2N3010 S/N D2082-). See item 41.	1st rev.
7.	807-106C	SPRING .540 O.D.X 1 1/4 X.054W		
8.	805-154C	PIN CLEVIS 3/8 X 2 1/8 USABLE		
9.	198-137D	PRESS WHEEL PIVOT TUBE		
10.	817-084C	PARALLEL ARM PIVOT BUSHING		
11.	199-025D	PRESS WHEEL ARM MACHINED		
12.	801-115C	SFHCS 1/2-13X1 W/ 3/8 SQ SOCKT		
13.	122-188H	PRESS WHEEL ARM END WMNT		
14.	802-059C	HHCS 5/8-11X3 GR5		
15.	804-022C	WASHER LOCK SPRING 5/8 PLT		
16.	803-177C	803-184 FLG TP LK 5/16-18ZNYCR		
17.	122-189V	2 X 13 TIRE & RING ASSEMBLY	Includes items 26 & 27	
18.	122-190V	REPLACED BY COMPONENT PARTS		
19.	122-114D	2 X 13 PW BRG. SPACER TUBE		
20.	822-095C	BRG INS .63IDX1.57OD DBL LIP		
21.	890-198C	2X13 P.W. BOLT SPACER		
22.	122-115D	RPBY 122-233 OR -234A		
23.	802-013C	HHCS 5/16-18X1 3/4 GR5		
24.	122-115S	RPBY 122-233A	Includes items 16 through 22 & 32	
25.	122-202S	PW ADJUSTMENT TRUNNION ASSY	Includes items 2, 7, 8, 40 and 41.	
26.	814-069C	TIRE 2 X 13 PW CROWN		
27.	817-067C	2 P.W. RIM SPACER RING		
28.	122-158D	2 X 13 ACE PRESS WHEEL SPACER		
29.	802-617C	HHFS 1/4-20 X 1 1/2 GR 5		
30.	817-296C	2 X 13 PRESS WHEEL RIM HALF		
31.	822-170C	BRG .63ID PRESS WHL ASY		
32.	814-159C	2 X 13 PRESS WHEEL TIRE		
33.	803-088C	NUT HEX LOCK 1/4-20 FLG		
34.	802-058C	HHCS 5/8-11X2 1/2 GR5		
35.	814-157C	2 X 13 PRESS WHEEL ASSEMBLY		
36.	122-233A	PLASTIC 2X13 PW FIELD ASSY		
37.	122-114D	2 X 13 PW BRG. SPACER TUBE		
38.	822-095C	BRG INS .63IDX1.57OD DBL LIP		
39.	122-002D	2 BEARING HUB		
40.	817-328C	T-HANDLE ASSEMBLY		2nd rev.
41.	817-347C	OPENER TRUNION	(2N2410 S/N C1812+; 2N3010 S/N D2083+)	2nd rev.

[Table of Contents](#) [Part Number Index](#)

2" x 13" Smooth Crown Press Wheel (S/N C1658+ 24' Drills And S/N D1839+ 30' Drills)

(Applies to 2N-2410 (1995+), 2N-3010 (1995+) only)



16041

Table of Contents Part Number Index

Press Wheels

2" x 13" Smooth Crown Press Wheel (S/N C1658+ 24' Drills And S/N D1839+ 30' Drills)

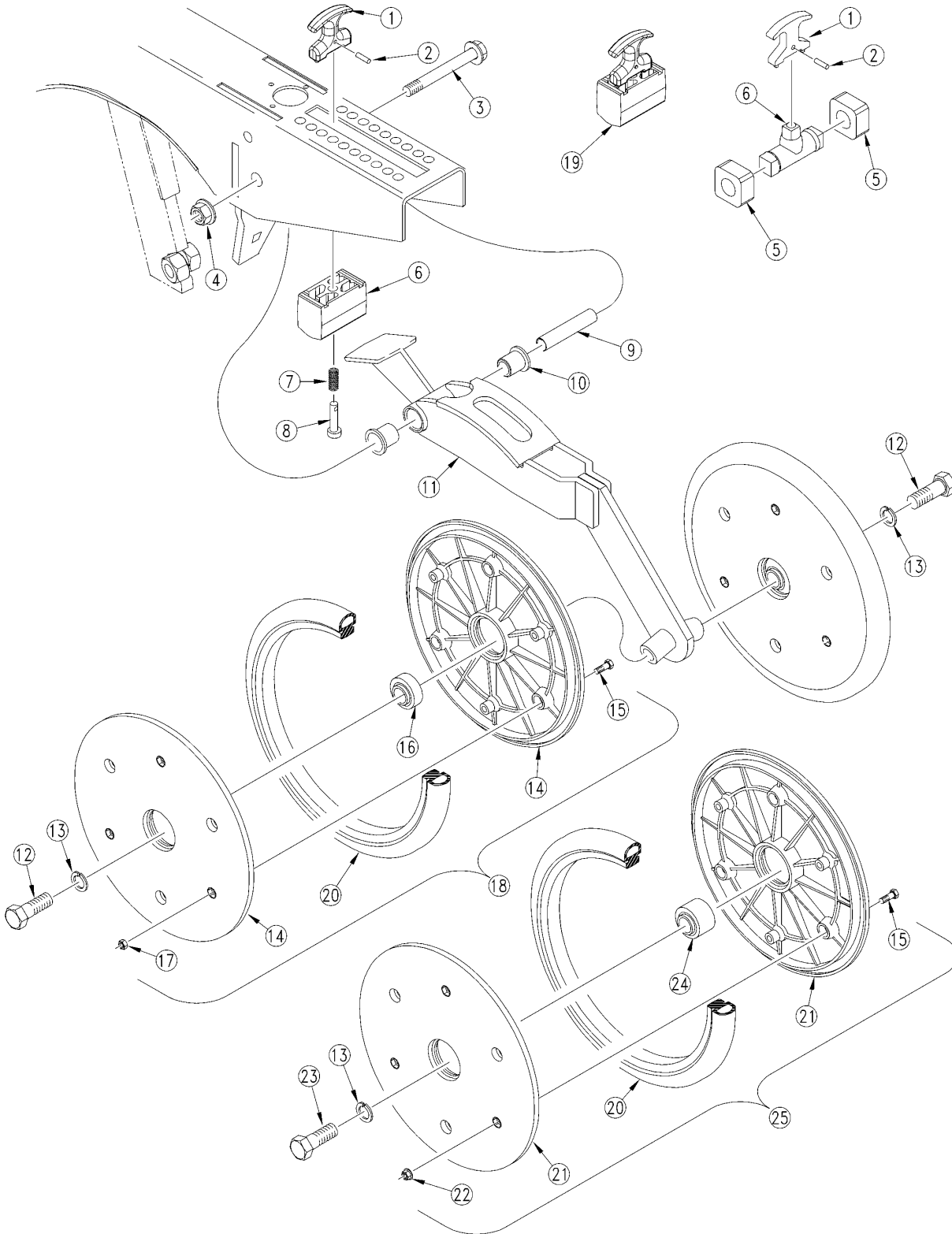
(Applies to 2N-2410 (1995+), 2N-3010 (1995+) only)

Ref	Part No.	Part Description	Comments	Revision
	dwg16041	Image No.		
1.	802-421C	HFS 1/2-13X3 3/4 GR5 SPTH		
2.	803-169C	NUT HEX FLG. LOCK 1/2-13 PLT.		
3.	198-137D	PRESS WHEEL PIVOT TUBE		
4.	817-084C	PARALLEL ARM PIVOT BUSHING		
5.	199-042D	UNIVERSAL PW ARM MACH 2&3X13		2nd rev.
5.	199-028D	RPBY 199-042D	See item 21.	1st rev.
6.	804-022C	WASHER LOCK SPRING 5/8 PLT		
7.	802-058C	HHCS 5/8-11X2 1/2 GR5		
8.	814-157C	2 X 13 PRESS WHEEL ASSEMBLY	Includes items 9 through 13	
9.	822-170C	BRG .63ID PRESS WHL ASY		
10.	802-617C	HHFS 1/4-20 X 1 1/2 GR 5		
11.	803-088C	NUT HEX LOCK 1/4-20 FLG		
12.	817-296C	2 X 13 PRESS WHEEL RIM HALF		
13.	814-159C	2 X 13 PRESS WHEEL TIRE		
14.	198-104D	RPBY 817-328C		1st rev.
15.	805-186C	PIN ROLL 5/32 X 5/8 PLT		
16.	817-132C	PRESS WHEEL ARM BUMPER	(2N2410 S/N C1811-; 2N3010 S/N D2082-) Use only with item 17.	
17.	812-194C	RPBY 817-347C	(2N2410 S/N C1811-; 2N3010 S/N D2082-). See item 22.	1st rev.
18.	807-106C	SPRING .540 O.D.X 1 1/4 X.054W		
19.	805-154C	PIN CLEVIS 3/8 X 2 1/8 USABLE		
20.	122-202S	PW ADJUSTMENT TRUNNION ASSY	Includes items 15, 18, 19, 21 and 22.	
21.	817-328C	T-HANDLE ASSEMBLY		2nd rev.
22.	817-347C	OPENER TRUNION	(2N2410 S/N C1812+; 2N3010 S/N D2083+)	2nd rev.

[Table of Contents](#) [Part Number Index](#)

1" x 12" Double Press Wheel

(Applies to 2N-2410 (1995+), 2N-3010 (1995+) only)



14795

1" x 12" Double Press Wheel

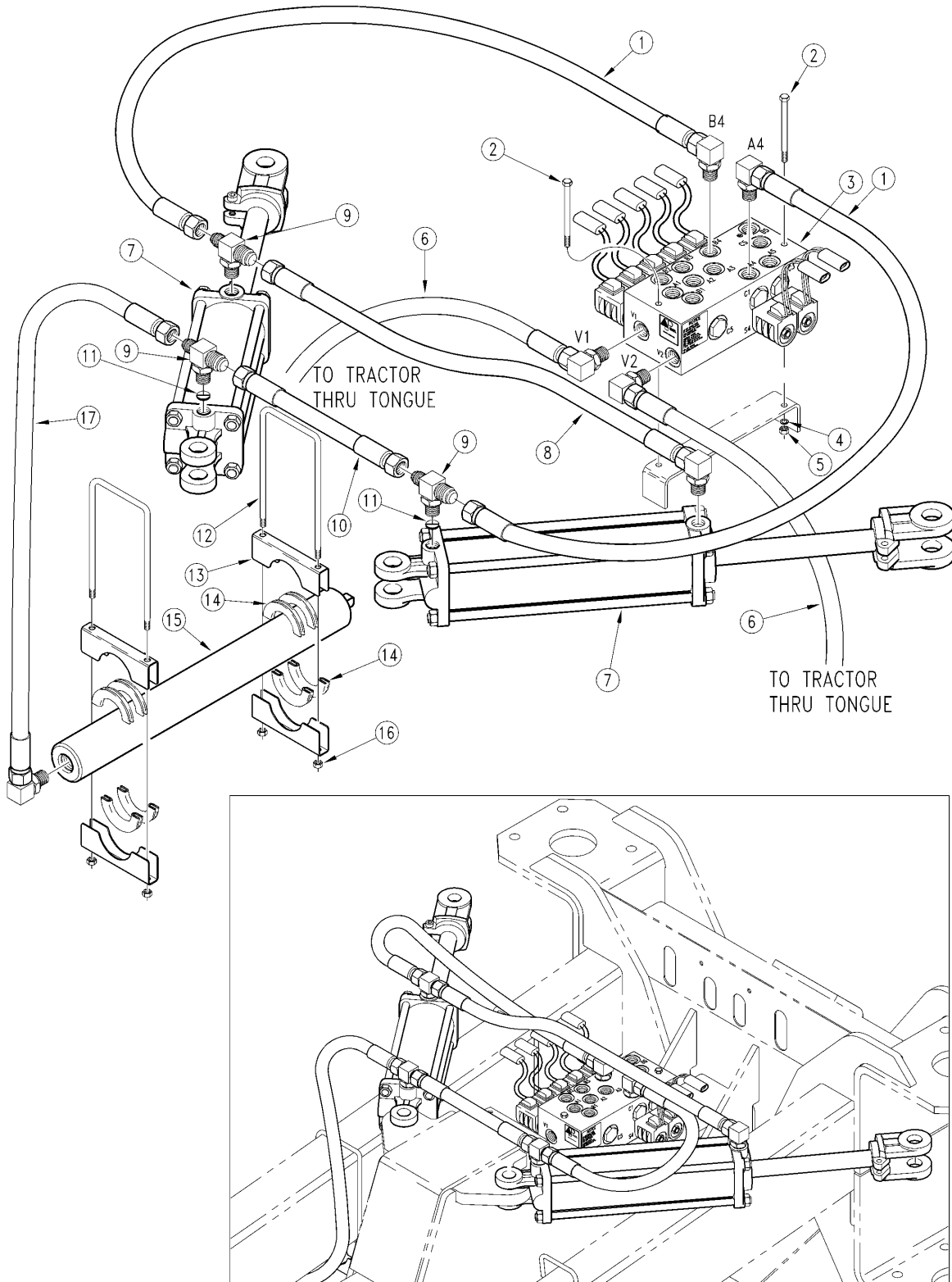
(Applies to 2N-2410 (1995+), 2N-3010 (1995+) only)

Ref	Part No.	Part Description	Comments	Revision
	dwg14795	Image No.		
1.	198-104D	RPBY 817-328C	See item 26.	1st rev.
2.	805-186C	PIN ROLL 5/32 X 5/8 PLT		
3.	802-421C	HFS 1/2-13X3 3/4 GR5 SPTHD		
4.	803-169C	NUT HEX FLG. LOCK 1/2-13 PLT.		
5.	817-132C	PRESS WHEEL ARM BUMPER	(2N2410 S/N C1811-; 2N3010 S/N D2082-) Use only with item 6.	
6.	812-194C	RPBY 817-347C	(2N2410 S/N C1811-; 2N3010 S/N D2082-). See item 27.	1st rev.
7.	807-106C	SPRING .540 O.D.X 1 1/4 X.054W		
8.	805-154C	PIN CLEVIS 3/8 X 2 1/8 USABLE		
9.	198-137D	PRESS WHEEL PIVOT TUBE		
10.	817-084C	PARALLEL ARM PIVOT BUSHING		
11.	199-022H	98 1X12 PRESS WHEEL WELDMENT	9/1/97+. Use with item 25.	Rev.3 is not interchangeable w/rev. 2
11.	199-020H	1 X 12 PRESS WHEEL WELDMENT	(24' Drills S/N C1658 + & 30' Drills S/N D1839 +)	Rev.2 is not interchangeable w/rev. 1
11.	199-017H	95 1 X 12 DBL V PW WELDMENT	(24' Drills S/N C1657 - & 30' Drills S/N D1838 -)	1st rev.
12.	802-051C	HHCS 5/8-11X1 1/2 GR5		
13.	804-022C	WASHER LOCK SPRING 5/8 PLT		
14.	817-081C	1 X 12 MOLDED PRESS WHEEL RIM		
15.	802-005C	HHCS 1/4-20X1 GR5		
16.	188-001V	BEARING AA205DD		
17.	803-007C	NUT-LOCK 1/4-20 PLT		
18.	814-143C	1 X 12 GP PRESS WHEEL ASSEMBLY	8/31/97-.Includes items 14 through 17 and 20	2nd rev.
18.	122-136S	RPBY 814-143C	Includes items 14 through 17 and 20	Use existing stock; 1st rev.
19.	122-202S	PW ADJUSTMENT TRUNNION ASSY	Includes items 2, 7, 8, 26 and 27.	
20.	814-034C	TIRE RUBBER 1 X 12		
21.	817-330C	1 X 12 PRESS WHEEL RIM HALF		
22.	803-088C	NUT HEX LOCK 1/4-20 FLG		
23.	802-058C	HHCS 5/8-11X2 1/2 GR5		
24.	822-170C	BRG .63ID PRESS WHL ASY		
25.	814-174C	1 X 12 PRESS WHL ASSY-5203BRG	9/1/97+.Includes items 13, 15, & 20 thru 24.	
26.	817-328C	T-HANDLE ASSEMBLY		2nd rev.
27.	817-347C	OPENER TRUNION	(2N2410 S/N C1812+; 2N3010 S/N D2083+)	2nd rev.

Table of Contents Part Number Index

Fold Hydraulics (S/N C1692- 24' Drills S/N D1904- 30' Drills)

(Applies to 2N-2410 (1995+), 2N-3010 (1995+) only)



12815

Fold Hydraulics (S/N C1692- 24' Drills S/N D1904- 30' Drills)

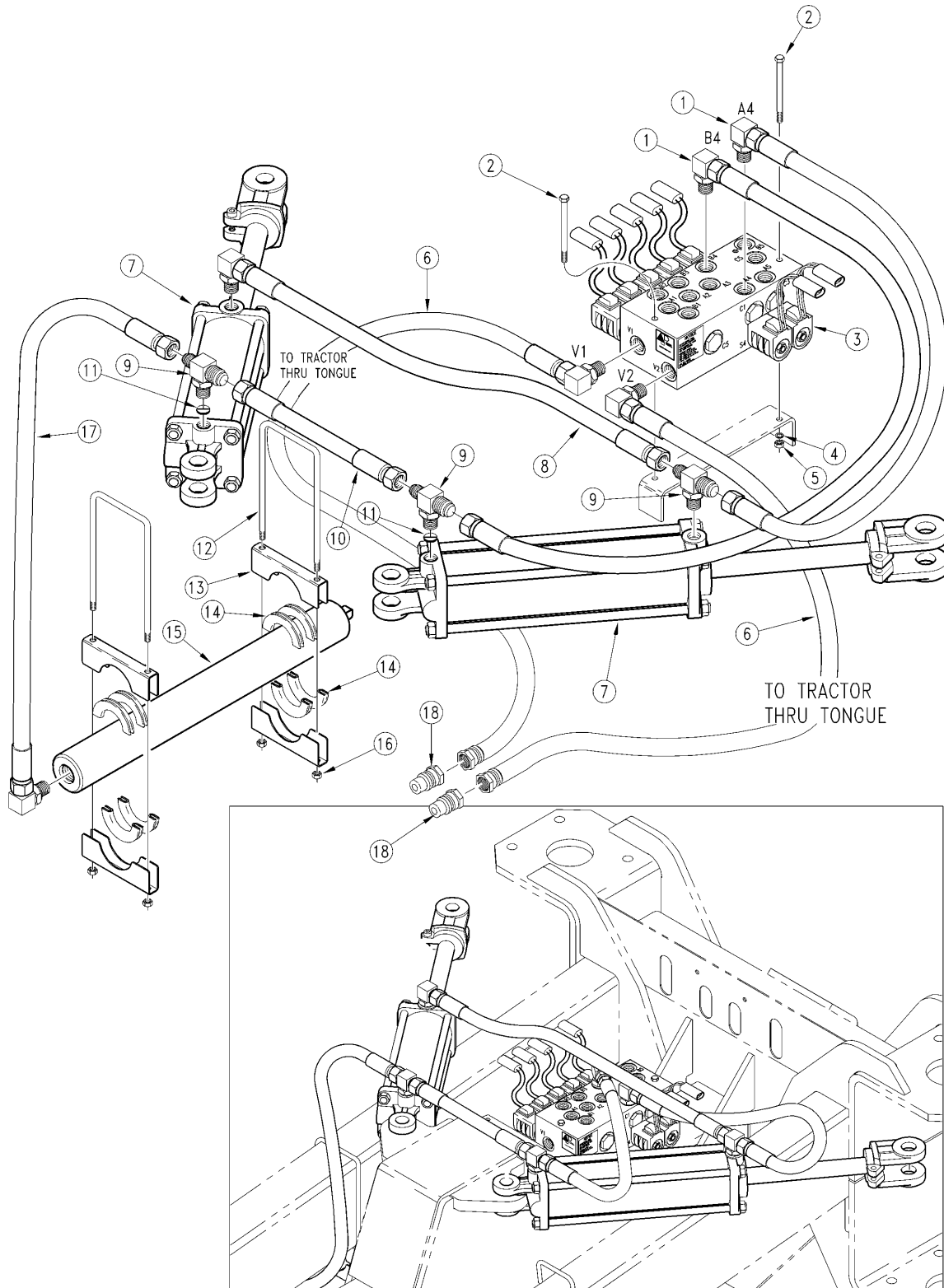
(Applies to 2N-2410 (1995+), 2N-3010 (1995+) only)

Ref	Part No.	Part Description	Comments	Revision
	dwg12815	Image No.		
1.	811-465C	HH3/8R2 026 9/16FJIC 3/4MORB90		
2.	802-474C	HHCS 5/16-18X4 1/2 GR5		
3.	810-237C	VALVE MANIFOLD, ELEC-5 SYSTEM	Refer to "Valve Manifold 810-237C)" for breakdown.	
4.	804-009C	WASHER LOCK SPRING 5/16 PLT		
5.	803-008C	NUT HEX 5/16-18 PLT		
6.	811-454C	HH1/2R2 375 1/2MNPT 3/4MORB90	For 30' Drill	
6.	811-467C	HH1/2R2 340 1/2MNPT 3/4MORB90	For 24' Drill	
7.	810-219C	CYL 3.5X16X2 ROD (TIE ROD)	Refer to "Midway Hydraulic Cylinder (810-219C)" for breakdown.	
7.	810-240C	CYL 4X16X2 ROD (TIE ROD)	Refer to "Hydraulic Cylinder (810-240C)" for breakdown.	
8.	811-464C	HH3/8R2 044 9/16FJIC 3/4MORB90		
9.	811-470C	TE 9/16MJIC 3/4MORB 9/16MJIC		
10.	811-463C	HH3/8R2 015 9/16FJIC 9/16FJIC		
11.	811-172C	RPBY 196-430D		
12.	806-115C	U-BOLT 5/16-18X4 1/32X12 1/4		
13.	196-358D	ACCUMULATOR CLAMP		
14.	816-004C	VINYL SEAL 3/8 X 1/2 (PER FT)		
15.	831-008C	3000 PS1 PISTON ACC-1100 PSI		
16.	803-084C	NUT HEX NYLOCK 5/16-18 PLT		
17.	811-466C	HH3/8R2 032 9/16FJIC 3/4MORB90		

Table of Contents Part Number Index

Fold Hydraulics (S/N C1693+ 24' Drills S/N D1905+ 30' Drills)

(Applies to 2N-2410 (1995+), 2N-3010 (1995+) only)



16057

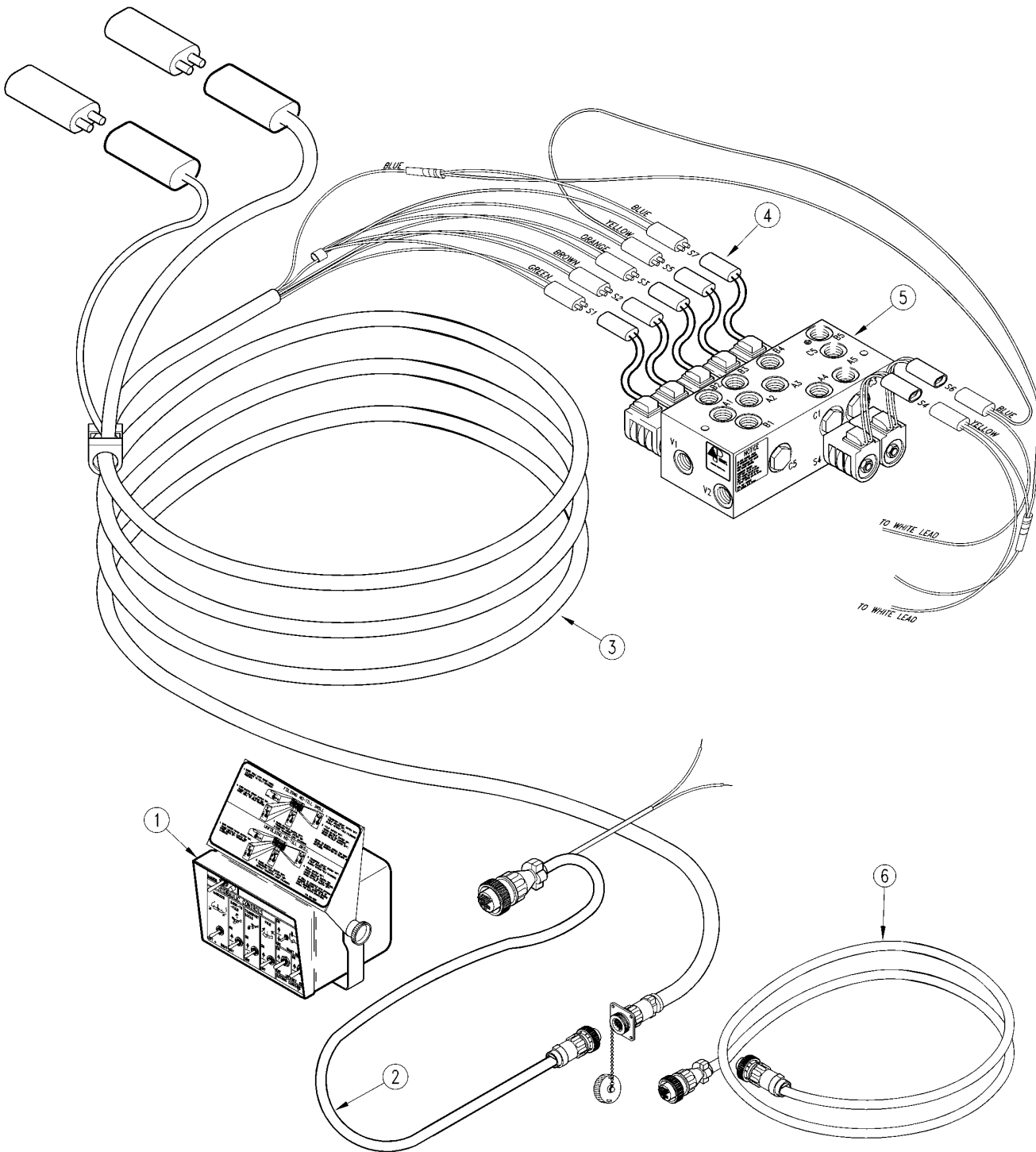
Fold Hydraulics (S/N C1693+ 24' Drills S/N D1905+ 30' Drills)

(Applies to 2N-2410 (1995+), 2N-3010 (1995+) only)

Ref	Part No.	Part Description	Comments	Revision
	dwg16057	Image No.		
1.	811-465C	HH3/8R2 026 9/16FJIC 3/4MORB90		
2.	802-474C	HHCS 5/16-18X4 1/2 GR5		
3.	810-237C	VALVE MANIFOLD, ELEC-5 SYSTEM	Refer to "Valve Manifold (810-237C)" for breakdown.	
4.	804-009C	WASHER LOCK SPRING 5/16 PLT		
5.	803-008C	NUT HEX 5/16-18 PLT		
6.	811-454C	HH1/2R2 375 1/2MNPT 3/4MORB90	For 30' Drill	
6.	811-467C	HH1/2R2 340 1/2MNPT 3/4MORB90	For 24' Drill	
7.	810-219C	CYL 3.5X16X2 ROD (TIE ROD)	Refer to "Drill Fold Hydraulic Cylinder 24' (810-219C)" for breakdown.	
7.	810-240C	CYL 4X16X2 ROD (TIE ROD)	Refer to "Drill Fold Hydraulic Cylinder 30' (810-240C)" for breakdown.	
8.	811-464C	HH3/8R2 044 9/16FJIC 3/4MORB90		
9.	811-470C	TE 9/16MJIC 3/4MORB 9/16MJIC		
10.	811-463C	HH3/8R2 015 9/16FJIC 9/16FJIC		
11.	811-172C	RPBY 196-430D		
12.	806-115C	U-BOLT 5/16-18X4 1/32X12 1/4		
13.	196-358D	ACCUMULATOR CLAMP		
14.	816-004C	VINYL SEAL 3/8 X 1/2 (PER FT)		
15.	831-008C	3000 PS1 PISTON ACC-1100 PSI		
16.	803-084C	NUT HEX NYLOCK 5/16-18 PLT		
17.	811-466C	HH3/8R2 032 9/16FJIC 3/4MORB90		
18.	811-856C	CP 1/2FNPT MALE QD	(S/N C1890+ 24' S/N D2275+ 30')	

Hydraulic Controls

(Applies to 2N-2410 (1995+), 2N-3010 (1995+) only)



12821

Hydraulic Controls

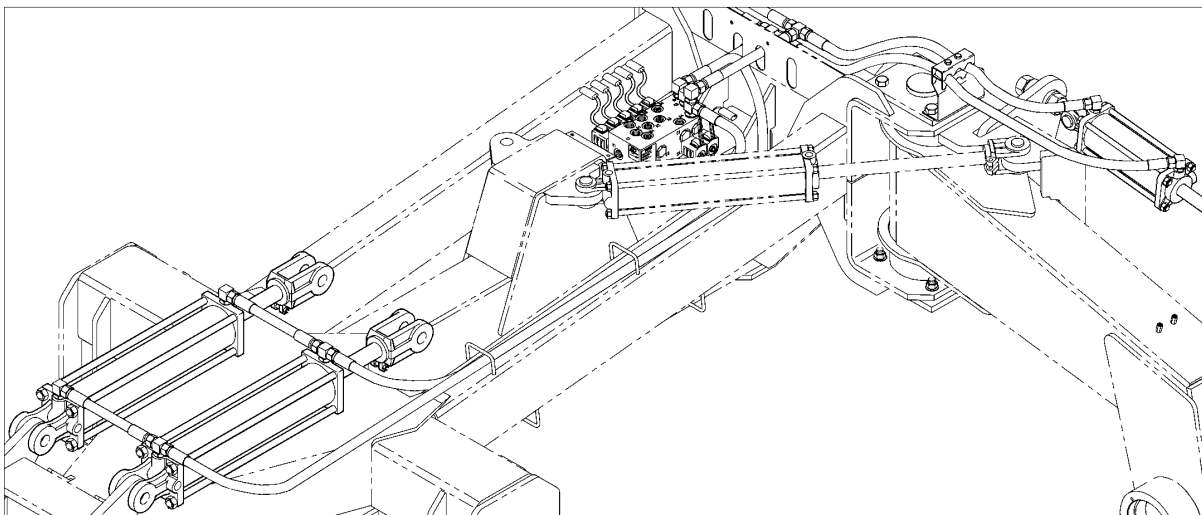
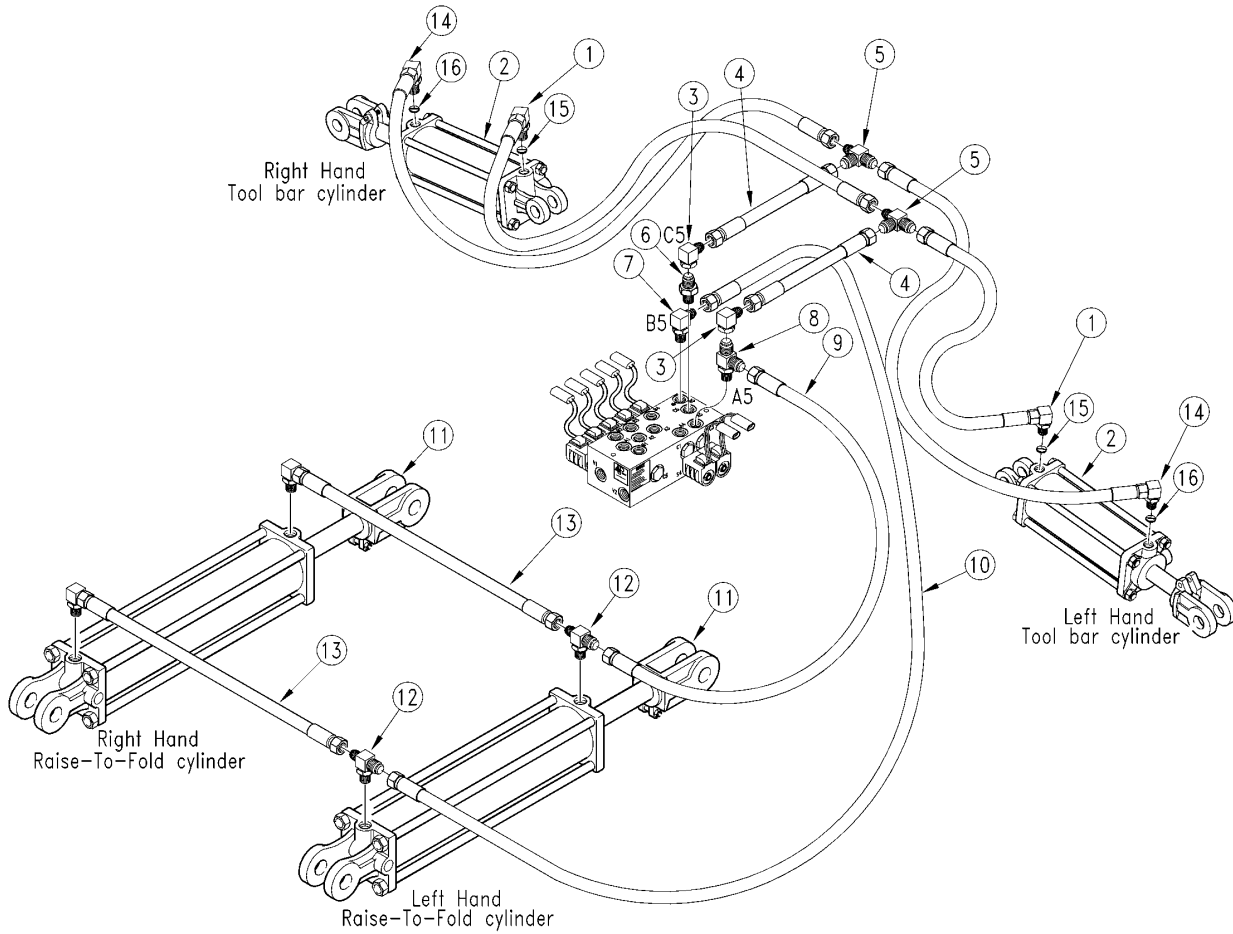
(Applies to 2N-2410 (1995+), 2N-3010 (1995+) only)

Ref	Part No.	Part Description	Comments	Revision
	dwg12821	Image No.		
1.	196-165A	2SNT HYD FLOW CON CONSOLE ASSY		
2.	823-117C	2SNT CONSOLE CABLE		
3.	823-118C	2SNT IMPLEMENT HARNESS		
4.	833-066C	PACKARD WEATHERPK 2-PIN SHROUD		
4.	12010973	OBSOLETE REPLACED BY 833-066C		
5.	810-237C	VALVE MANIFOLD, ELEC-5 SYSTEM		
6.	823-139C	2SNT CONSOLE CABLE EXTENSION		

Table of Contents Part Number Index

Raise-To-Fold Hydraulics (S/N C1692- 24' Drills S/N D1904- 30' Drills)

(Applies to 2N-2410 (1995+), 2N-3010 (1995+) only)



14460

Raise-To-Fold Hydraulics (S/N C1692- 24' Drills S/N D1904- 30' Drills)

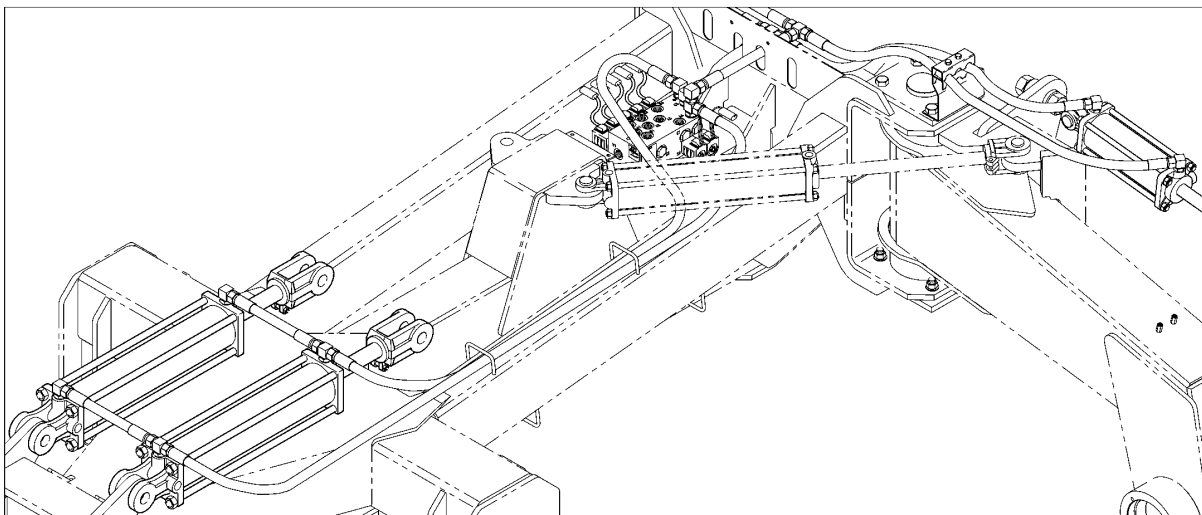
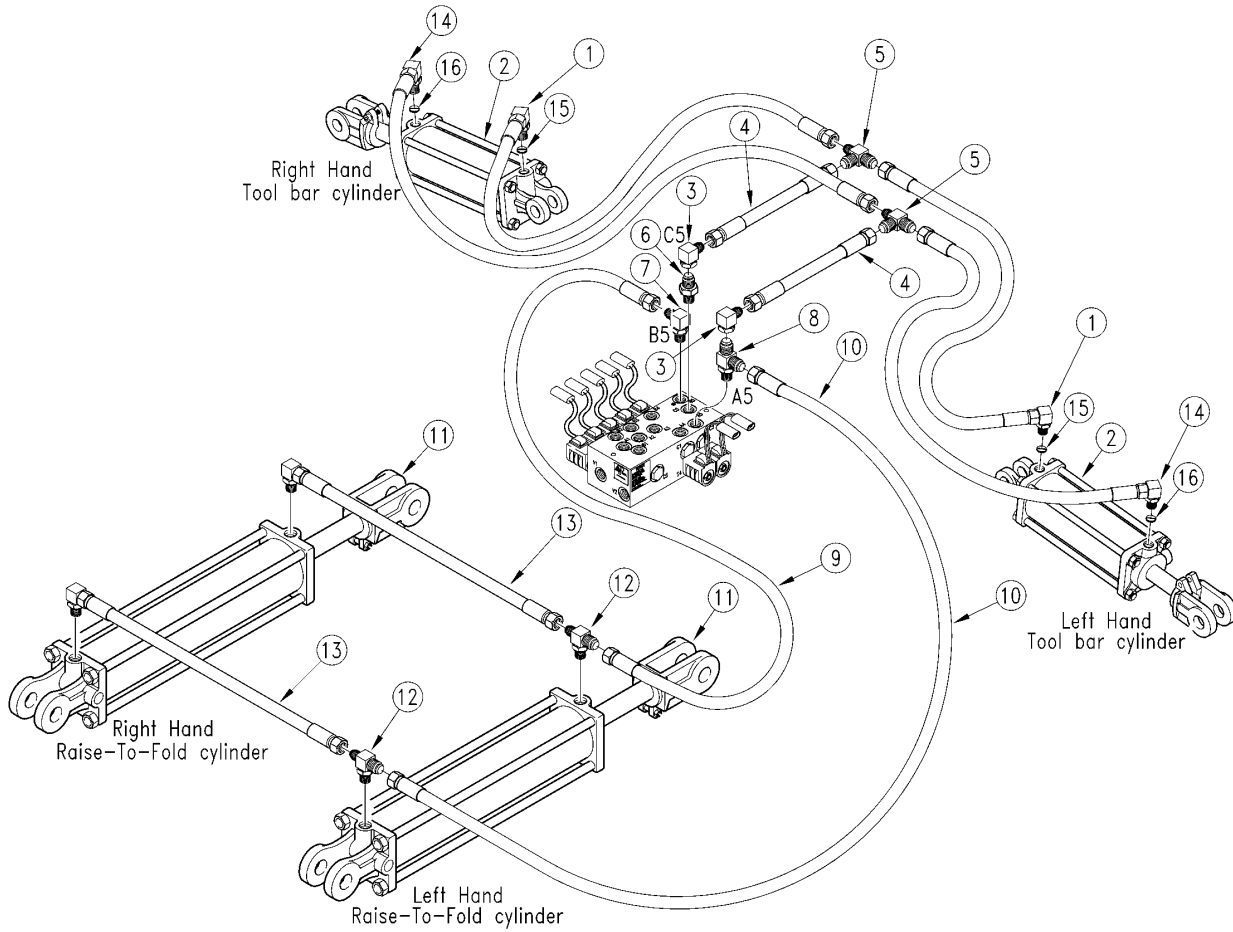
(Applies to 2N-2410 (1995+), 2N-3010 (1995+) only)

Ref	Part No.	Part Description	Comments	Revision
	dwg14460	Image No.		
1.	811-461C	HH1/2R2 048 3/4FJIC 3/4MORB90		
2.	810-217C	CYL 3.5X8X1.5 ROD (TIE ROD)		
2.	810-220C	CYL 4 1/4X8X1.5 ROD (TIE ROD)		
3.	811-150C	EL 3/4FJIC 3/4MJIC		
4.	811-431C	HH1/2R2 011 3/4FJIC		
5.	811-078C	TE 3/4MJIC		
6.	811-088C	AD 3/4MORB 3/4MJIC		
7.	811-063C	EL 3/4MJIC 3/4MORB		
8.	811-080C	TE 3/4MJIC 3/4MORB 3/4MJIC		
9.	811-459C	HH1/2R2 078 3/4FJIC 3/4FJIC		
10.	811-485C	HH1/2R2 100 3/4FJIC 3/4FJIC		
11.	810-215C	CYL 4.5X16X1.5 ROD (TIE ROD)		
11.	810-216C	CYL 4X16X1.5 ROD (TIE ROD)		
12.	811-077C	TE 3/4MORB 3/4MJIC 3/4MJIC		
13.	811-460C	HH1/2R2 014 3/4FJIC 3/4MORB90		
14.	811-462C	HH1/2R2 062 3/4FJIC 3/4MORB90		
15.	811-490C	RPBY 196-429D		
16.	811-172C	RPBY 196-430D		

Table of Contents Part Number Index

Raise-To-Fold Hydraulics (S/N C1693+ 24' Drills S/N D1905+ 30' Drills)

(Applies to 2N-2410 (1995+), 2N-3010 (1995+) only)



16062

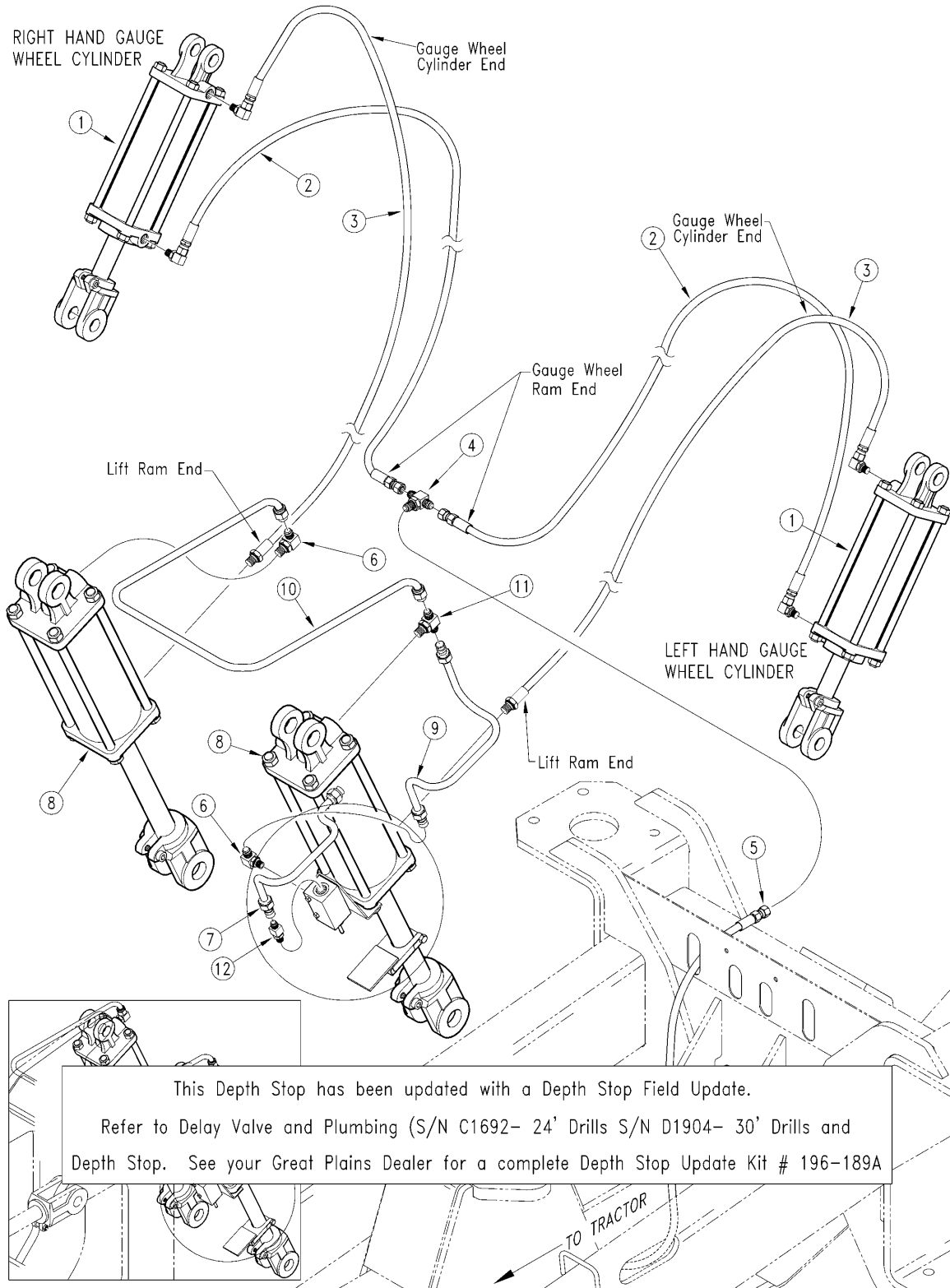
Raise-To-Fold Hydraulics (S/N C1693+ 24' Drills S/N D1905+ 30' Drills)

(Applies to 2N-2410 (1995+), 2N-3010 (1995+) only)

Ref	Part No.	Part Description	Comments	Revision
	dwg16062	Image No.		
1.	811-461C	HH1/2R2 048 3/4FJIC 3/4MORB90		
2.	810-217C	CYL 3.5X8X1.5 ROD (TIE ROD)		
2.	810-220C	CYL 4 1/4X8X1.5 ROD (TIE ROD)		
3.	811-150C	EL 3/4FJIC 3/4MJIC		
4.	811-431C	HH1/2R2 011 3/4FJIC		
5.	811-078C	TE 3/4MJIC		
6.	811-088C	AD 3/4MORB 3/4MJIC		
7.	811-063C	EL 3/4MJIC 3/4MORB		
8.	811-080C	TE 3/4MJIC 3/4MORB 3/4MJIC		
9.	811-459C	HH1/2R2 078 3/4FJIC 3/4FJIC		
10.	811-485C	HH1/2R2 100 3/4FJIC 3/4FJIC		
11.	810-215C	CYL 4.5X16X1.5 ROD (TIE ROD)		
11.	810-216C	CYL 4X16X1.5 ROD (TIE ROD)		
12.	811-077C	TE 3/4MORB 3/4MJIC 3/4MJIC		
13.	811-460C	HH1/2R2 014 3/4FJIC 3/4MORB90		
14.	811-462C	HH1/2R2 062 3/4FJIC 3/4MORB90		
15.	811-490C	RPBY 196-429D		
16.	811-172C	RPBY 196-430D		

Transport Axle and Gauge Wheel Hydraulics

(Applies to 2N-2410 (1995+), 2N-3010 (1995+) only)



25038

Transport Axle and Gauge Wheel Hydraulics

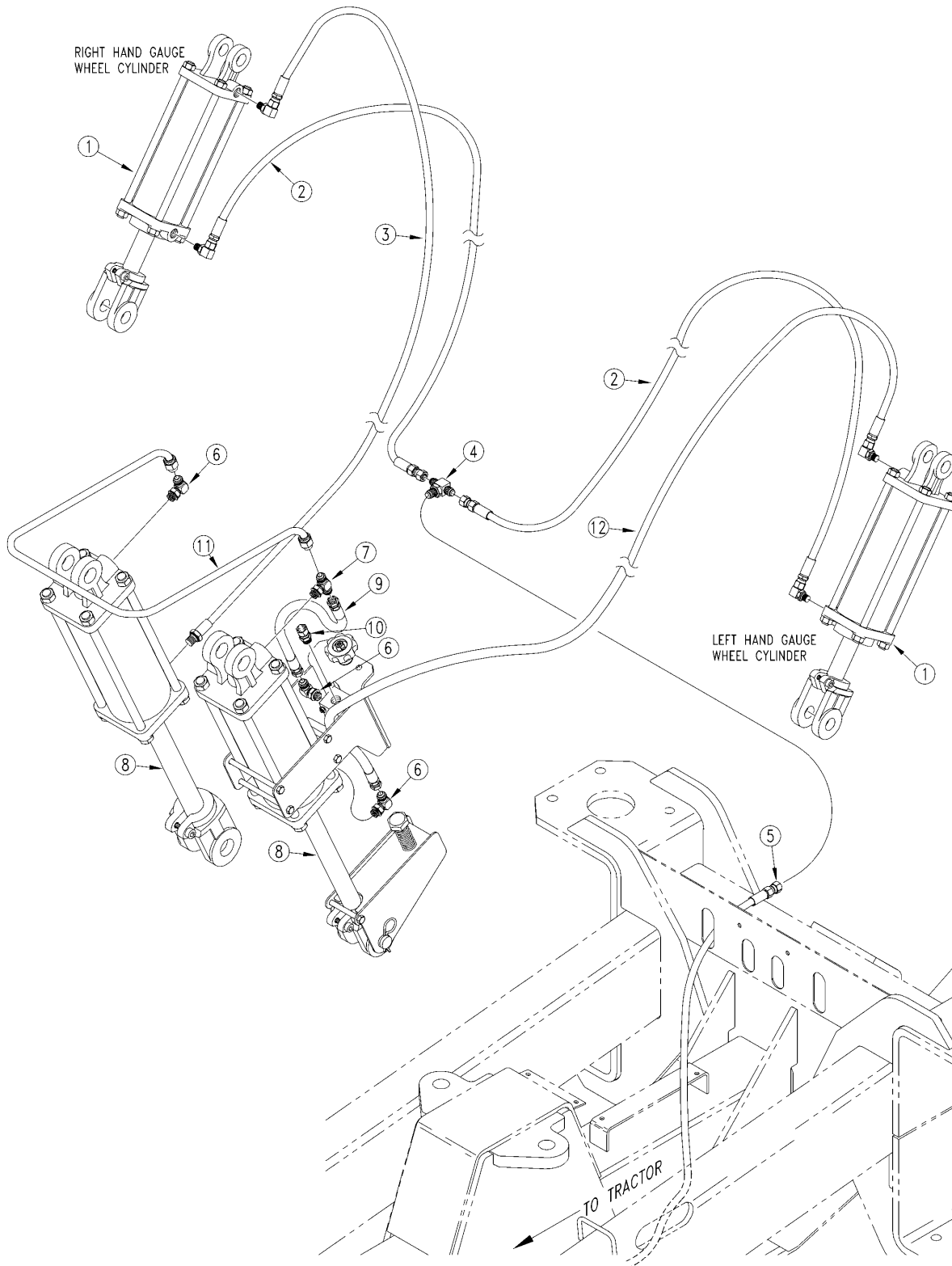
(Applies to 2N-2410 (1995+), 2N-3010 (1995+) only)

Ref	Part No.	Part Description	Comments	Revision
	dwg14492	Image No.		
1.	810-123C	CYL REP 4.25X12X1.5ROD(TIE)1PN		
1.	810-222C	CYL REP 4X12X1.37 ROD (TIE)		
2.	811-455C	HH1/2R2 218 3/4FJIC 3/4MORB90		
2.	811-468C	HH1/2R2 185 3/4FJIC 3/4MORB90		
3.	811-456C	HH1/2R2 232 3/4MORB 3/4MORB90		
3.	811-469C	HH1/2R2 200 3/4MORB 3/4MORB90		
4.	811-078C	TE 3/4MJIC		
5.	811-482C	HH1/2R2 400 1/2MNPT 3/4FJIC		
5.	811-484C	HH1/2R2 365 1/2MNPT 3/4FJIC		
6.	811-063C	EL 3/4MJIC 3/4MORB		
7.	811-399C	STOP VALVE FEED TUBE		
8.	810-218C	CYL REP 4.5X12X1.5 ROD (TIE)		
8.	810-221C	CYL REP 4.25X12X1.5 ROD (TIE)		
9.	811-398C	STOP VALVE JUMPER TUBE		
10.	811-400C	TRANSPORT CYLINDER JUMPER TUBE		
11.	811-077C	TE 3/4MORB 3/4MJIC 3/4MJIC		
12.	811-088C	AD 3/4MORB 3/4MJIC		

[Table of Contents](#) [Part Number Index](#)

Transport Axle And Gauge Wheel Hydraulics (S/N C1692- 24' Drills S/N D1904-30' Drills)

(Applies to 2N-2410 (1995+), 2N-3010 (1995+) only)



15599

Transport Axle And Gauge Wheel Hydraulics (S/N C1692- 24' Drills S/N D1904- 30' Drills)

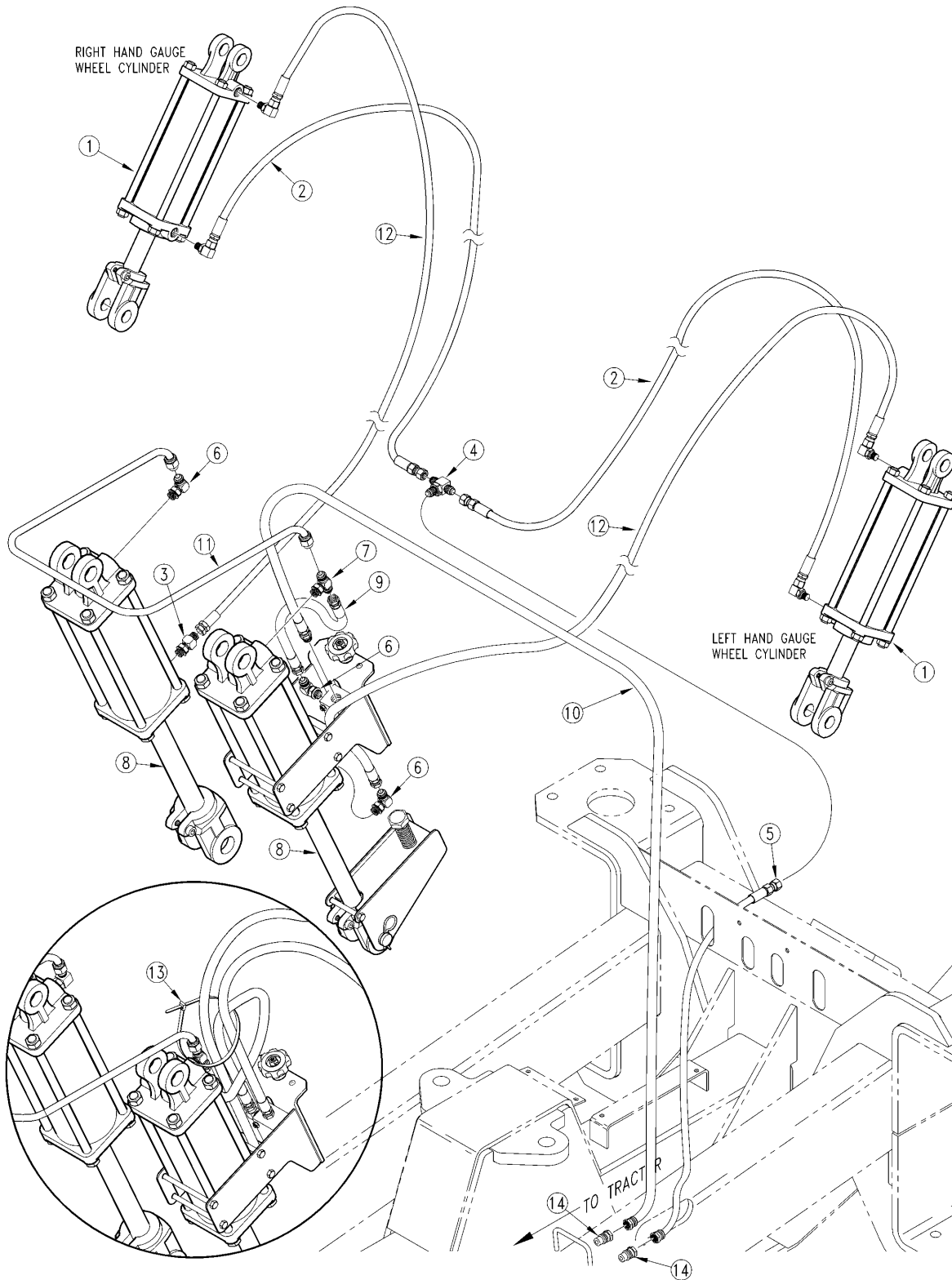
(Applies to 2N-2410 (1995+), 2N-3010 (1995+) only)

Ref	Part No.	Part Description	Comments	Revision
	dwg15599	Image No.		
1.	810-123C	CYL REP 4.25X12X1.5ROD(TIE)1PN	Refer to "Midway Hydraulic Cylinder (810-123C)" for breakdown.	
1.	810-222C	CYL REP 4X12X1.37 ROD (TIE)	Refer to "Midway Hydraulic Cylinder (810-222C)" for breakdown.	
2.	811-455C	HH1/2R2 218 3/4FJIC 3/4MORB90		
2.	811-468C	HH1/2R2 185 3/4FJIC 3/4MORB90		
3.	811-456C	HH1/2R2 232 3/4MORB 3/4MORB90	30' Drill.	
3.	811-469C	HH1/2R2 200 3/4MORB 3/4MORB90	24' Drill.	
4.	811-078C	TE 3/4MJIC		
5.	811-482C	HH1/2R2 400 1/2MNPT 3/4FJIC		
5.	811-484C	HH1/2R2 365 1/2MNPT 3/4FJIC		
6.	811-063C	EL 3/4MJIC 3/4MORB		
7.	811-077C	TE 3/4MORB 3/4MJIC 3/4MJIC		
8.	810-218C	CYL REP 4.5X12X1.5 ROD (TIE)	Refer to "Midway Hydraulic Cylinder (810-218C)" for breakdown.	
8.	810-221C	CYL REP 4.25X12X1.5 ROD (TIE)	Refer to "Midway Hydraulic Cylinder (810-221C)" for breakdown.	
9.	811-340C	HH1/2R2 030 3/4FJIC		
10.	811-324C	AD 3/4MORB 3/4FJIC		
11.	811-400C	TRANSPORT CYLINDER JUMPER TUBE		
12.	811-455C	HH1/2R2 218 3/4FJIC 3/4MORB90	30' Drill.	2nd rev.
12.	811-628C	HH1/2R2 200 3/4FJIC 3/4MORB90	30' Drill. Replaced by 811-455C.	Use existing stock; 1st rev.
12.	811-629C	HH1/2R2 250 3/4FJIC 3/4MORB90	24' Drill	

[Table of Contents](#) [Part Number Index](#)

Transport Axle And Gauge Wheel Hydraulics (S/N C1693+ 24' Drills S/N D1905+ 30' Drills)

(Applies to 2N-2410 (1995+), 2N-3010 (1995+) only)



16065

Transport Axle And Gauge Wheel Hydraulics (S/N C1693+ 24' Drills S/N D1905+ 30' Drills)

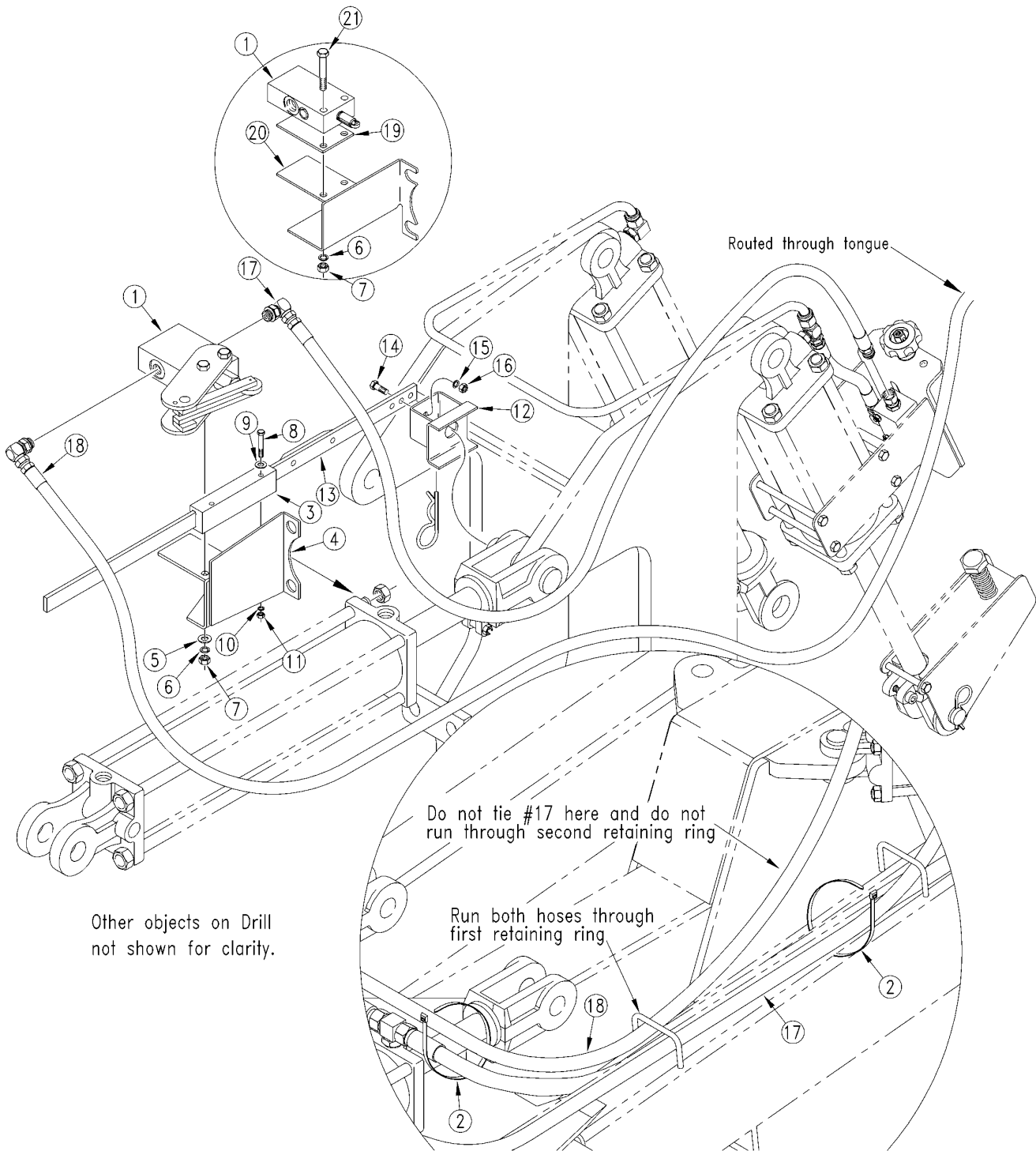
(Applies to 2N-2410 (1995+), 2N-3010 (1995+) only)

Ref	Part No.	Part Description	Comments	Revision
	dwg16065	Image No.		
1.	810-394C	HYD CYL REP 4 X 12 X 1 1/2 ROD	For 3010 drills. (S/N D2107, D2109, and D2110+) Refer to "Midway Hydraulic Cylinder (810-394C)" for breakdown.	2nd rev.
1.	810-395C	HYD CYL REP 3 3/4 X 12 X 1 1/2	For 2410 drills. (S/N C1824) Refer to "Midway Hydraulic Cylinder (810-395C)" for breakdown.	2nd rev.
1.	810-123C	CYL REP 4.25X12X1.5ROD(TIE)1PN	Refer to "Midway Hydraulic Cylinder (810-123C)" for breakdown. For 3010 drills.	1st rev.
1.	810-222C	CYL REP 4X12X1.37 ROD (TIE)	Refer to "Midway Hydraulic Cylinder (810-222C)" for breakdown. For 2410 drills.	1st rev.
2.	811-455C	HH1/2R2 218 3/4FJIC 3/4MORB90	30' Drill	
2.	811-468C	HH1/2R2 185 3/4FJIC 3/4MORB90	24' Drill	
3.	811-088C	AD 3/4MORB 3/4MJIC		
4.	811-078C	TE 3/4MJIC		
5.	811-482C	HH1/2R2 400 1/2MNPT 3/4FJIC	30' Drill	
5.	811-484C	HH1/2R2 365 1/2MNPT 3/4FJIC	24' Drill	
6.	811-063C	EL 3/4MJIC 3/4MORB		
7.	811-077C	TE 3/4MORB 3/4MJIC 3/4MJIC		
8.	810-393C	HYD CYL 4 1/2 X 12 X 2 ROD	For 3010 drills. (S/N D2107, D2109, and D2110+) Refer to "Midway Hydraulic Cylinder (810-393C)" for breakdown.	2nd rev.
8.	810-392C	HYD CYL 4 1/4 X 12 X 2 ROD	For 2410 drills. (S/N C1824+) Refer to "Midway Hydraulic Cylinder (810-392C)" for breakdown.	2nd rev.
8.	810-218C	CYL REP 4.5X12X1.5 ROD (TIE)	Refer to "Midway Hydraulic Cylinder (810-218C)" for breakdown. For 3010 drills.	1st rev.
8.	810-221C	CYL REP 4.25X12X1.5 ROD (TIE)	Refer to "Midway Hydraulic Cylinder (810-221C)" for breakdown. For 2410 drills.	1st rev.
9.	811-340C	HH1/2R2 030 3/4FJIC		
10.	811-575C	HH1/2R2 472 1/2MNPT 3/4MORB		
10.	811-576C	HH1/2R2 435 1/2MNPT 3/4MORB		
11.	811-400C	TRANSPORT CYLINDER JUMPER TUBE		
12.	811-455C	HH1/2R2 218 3/4FJIC 3/4MORB90	24' Drill	
12.	811-629C	HH1/2R2 250 3/4FJIC 3/4MORB90	30' Drill	
13.	800-082C	CABLE TIE .31X21.5 6DIA 120LB		
14.	811-856C	CP 1/2FNPT MALE QD	(S/N C1890+ 24' S/N D2275+ 30')	

Table of Contents Part Number Index

Delay Valve And Plumbing (S/N C1692- 24' Drills S/N D1904- 30' Drills)

(Applies to 2N-2410 (1995+), 2N-3010 (1995+) only)



15580

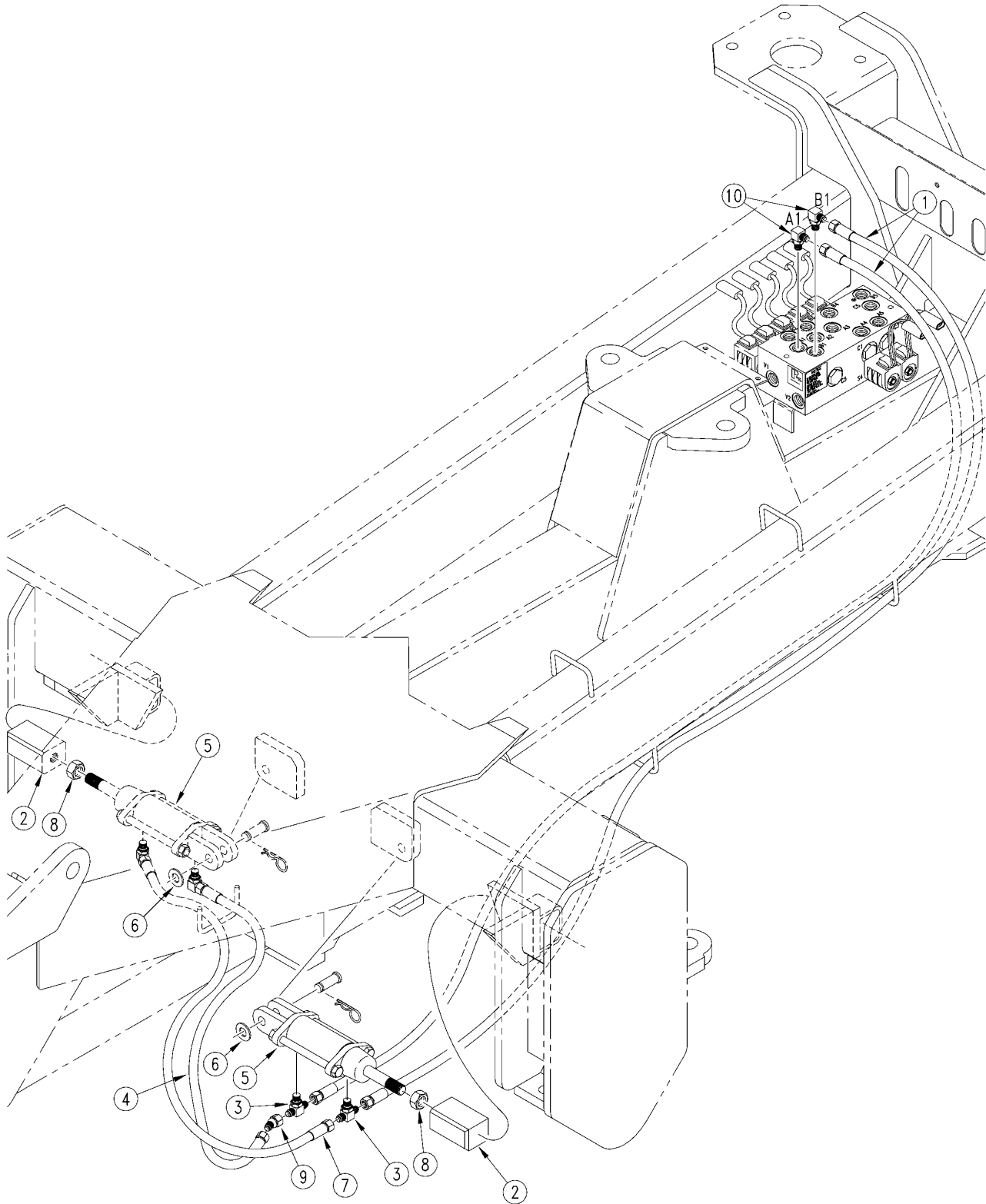
Delay Valve And Plumbing (S/N C1692- 24' Drills S/N D1904- 30' Drills)

(Applies to 2N-2410 (1995+), 2N-3010 (1995+) only)

Ref	Part No.	Part Description	Comments	Revision
	dwg15580	Image No.		
1.	810-296C	VALVE DELAY ROLLER #8001		
2.	800-082C	CABLE TIE .31X21.5 6DIA 120LB		
3.	817-170C	CPH CLTR CMD SWITCH GUIDE BLK		
4.	196-181H	24 VALVE MOUNT WELDMENT		
4.	196-182H	30 VALVE MOUNT WELDMENT		
5.	804-012C	WASHER FLAT 3/8 SAE PLT		
6.	804-013C	WASHER LOCK SPRING 3/8 PLT		
7.	803-014C	NUT HEX 3/8-16 PLT		
8.	802-152C	HHCS 1/4-20X2 GR5		
9.	804-007C	WASHER FLAT 1/4 SAE PLT		
10.	804-006C	WASHER LOCK SPRING 1/4 PLT		
11.	803-006C	NUT-HEX 1/4-20 PLT		
12.	196-179H	CYLINDER CLEVIS CHANNEL WLD		
13.	196-191H	DELAY VALVE ROD WELDMENT		2nd rev.
13.	196-180H	RPBY 196-191H		Use existing stock; 1st rev.
14.	802-159C	HHCS 5/16-18X1 GR5		
15.	804-009C	WASHER LOCK SPRING 5/16 PLT		
16.	803-008C	NUT HEX 5/16-18 PLT		
17.	811-571C	HH1/2R2 084 3/4MJIC 3/4MORB90		
18.	811-575C	HH1/2R2 472 1/2MNPT 3/4MORB	30' Drill	2nd rev.
18.	811-481C	RPBY 811-575C		Use existing stock; 1st rev.
18.	811-576C	HH1/2R2 435 1/2MNPT 3/4MORB	24' Drill	2nd rev.
18.	811-483C	RPBY 811-576C		Use existing stock; 1st rev.
19.	196-380D	SPACER PLATE	Updated with Field Update	
20.	196-383D	DELAY VALVE MOUNT	Updated with Field Update	
21.	802-143C	HHCS 3/8-16X2 GR5	Updated with Field Update	

Transport Lockup Hydraulics

(Applies to 2N-2410 (1995+), 2N-3010 (1995+) only)



14458

Transport Lockup Hydraulics

(Applies to 2N-2410 (1995+), 2N-3010 (1995+) only)

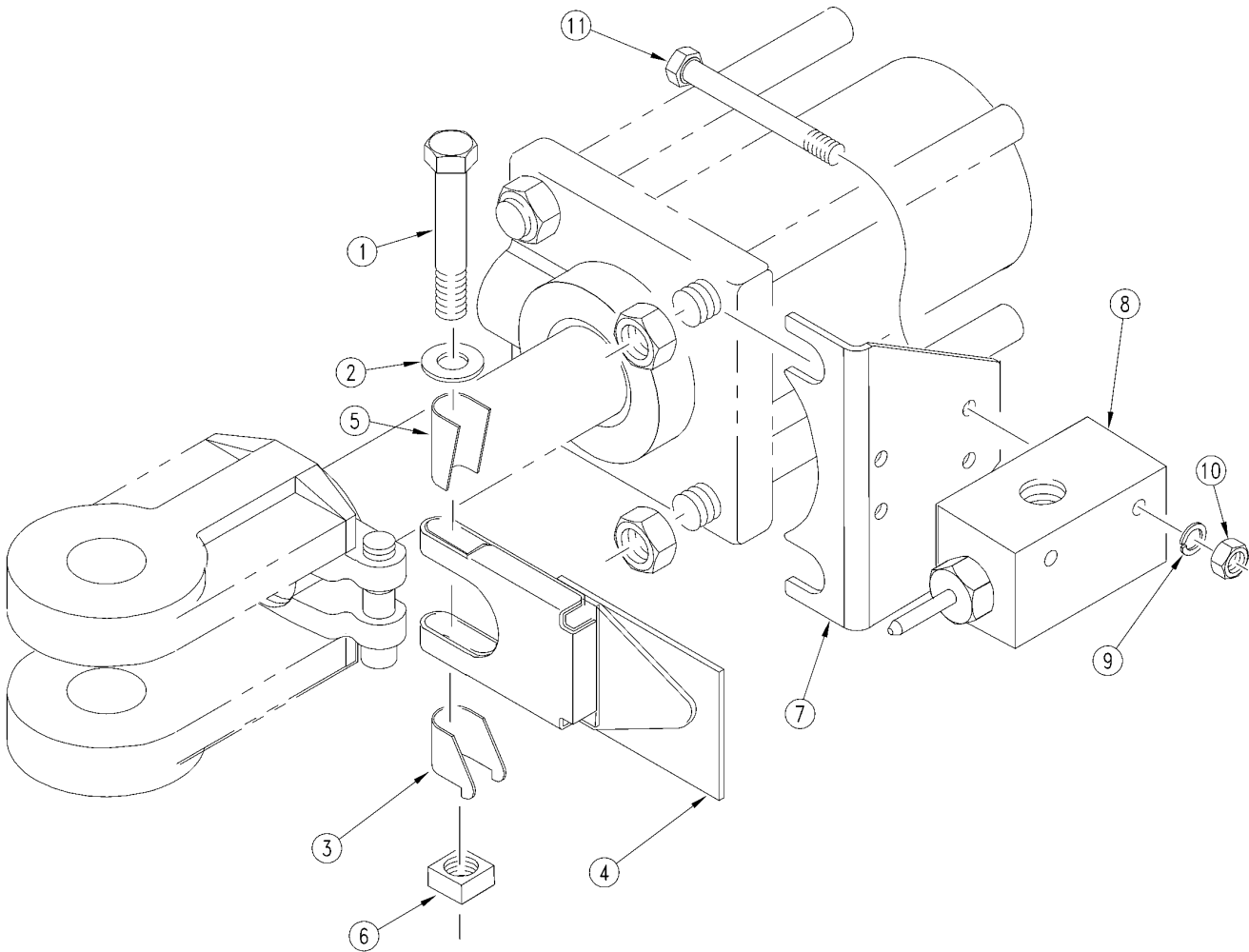
Ref	Part No.	Part Description	Comments	Revision
	dwg14458	Image No.		
1.	811-497C	HH1/4R2 063 9/16FJIC		
2.	196-287D	STOP BLOCK		
3.	811-439C	TE 9/16MORB 9/16MJIC 9/16MJIC		
4.	811-458C	HH1/4R2 038 9/16FJIC9/16MORB90		
5.	810-201C	CYL 1.5X2.5X.75 ROD (TIE ROD)		
6.	804-021C	WASHER FLAT 5/8 SAE PLT		
7.	811-496C	HH1/4R2 041 9/16FJIC9/16MORB90		
8.	803-235C	NUT HEX JAM 3/4-16 UNF PLT		
9.	811-397C	EL 45 9/16MJIC 9/16FJIC		
10.	811-171C	EL 3/4MORB 9/16MJIC		

Depth Stop

(Applies to 2N-2410 (1995+), 2N-3010 (1995+) only)

This Depth Stop has been updated with a Depth Stop Field Update.

Refer to Delay Valve and Plumbing (S/N C1692– 24' Drills S/N D1904– 30' Drills and Depth Stop. See your Great Plains Dealer for a complete Depth Stop Update Kit # 196–189A



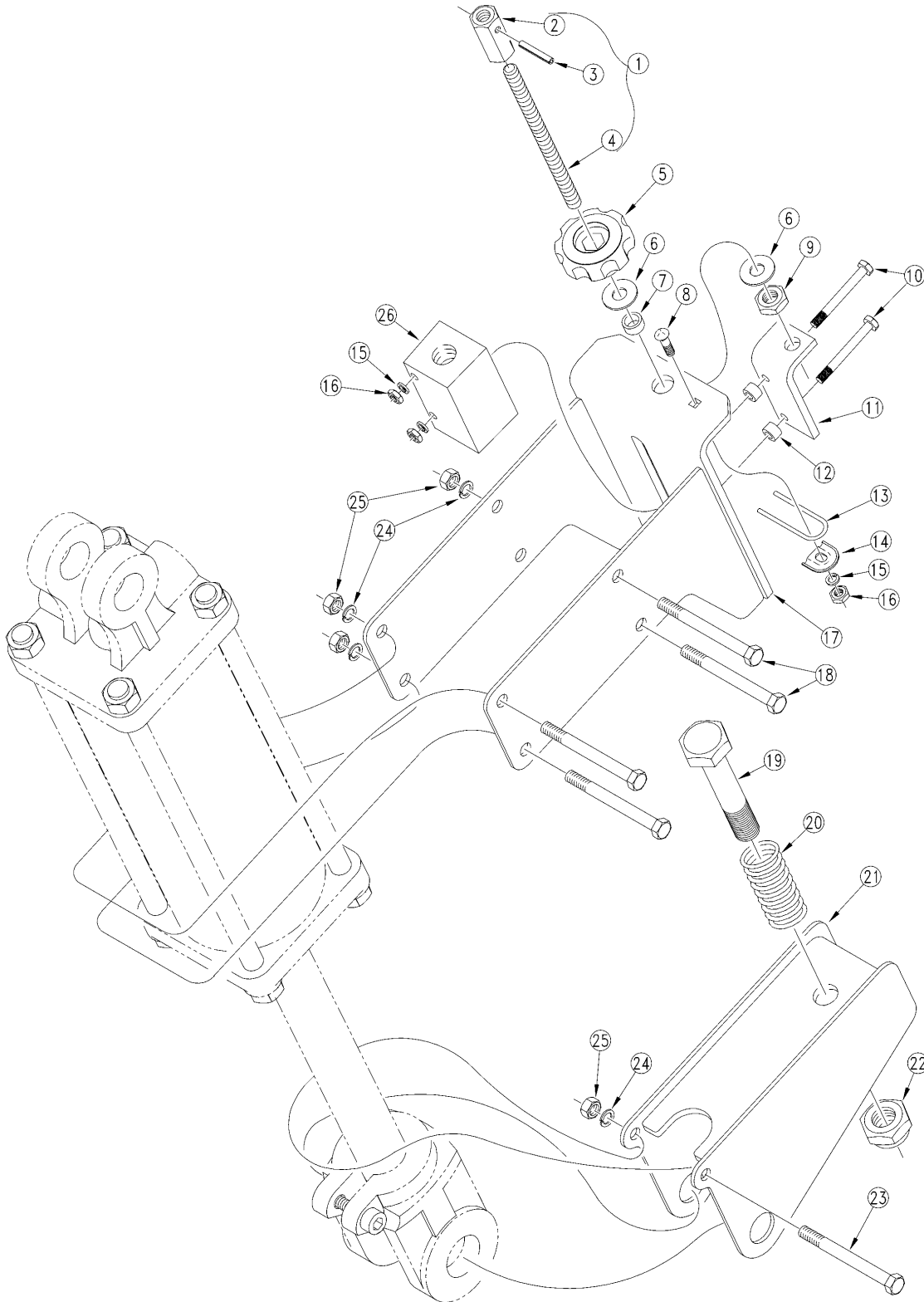
Depth Stop

(Applies to 2N-2410 (1995+), 2N-3010 (1995+) only)

Ref	Part No.	Part Description	Comments	Revision
	dwg10637	Image No.		
1.	802-333C	HHCS 5/16-18X3 1/2 GR5		2nd Revision
1.	16032-534P	RPBY 802-333C		1st Revision
2.	804-036C	WASHER FLAT 5/16 SAE PLT		
3.	51000144	51000-144 CESSNA CLAMP SEGMENT		
4.	196-098H	RPBY 196-277S		
5.	51000127	51000-127 CESSNA CLAMP SEGMENT		
6.	51000128	51000-128 CESSNA NUT,SQ 5/16-18		
7.	196-360D	DEPTH STOP MOUNT, OFFSET		
8.	810-445C	STROKE CONTROL VALVE		2nd Revision
8.	810-084C	RPBY 810-445C		1st Revision
9.	804-006C	WASHER LOCK SPRING 1/4 PLT		
10.	803-006C	NUT-HEX 1/4-20 PLT		
11.	802-097C	HHCS 1/4-20X2 1/2 GR5		

Depth Stop

(Applies to 2N-2410 (1995+), 2N-3010 (1995+) only)



15598

Depth Stop

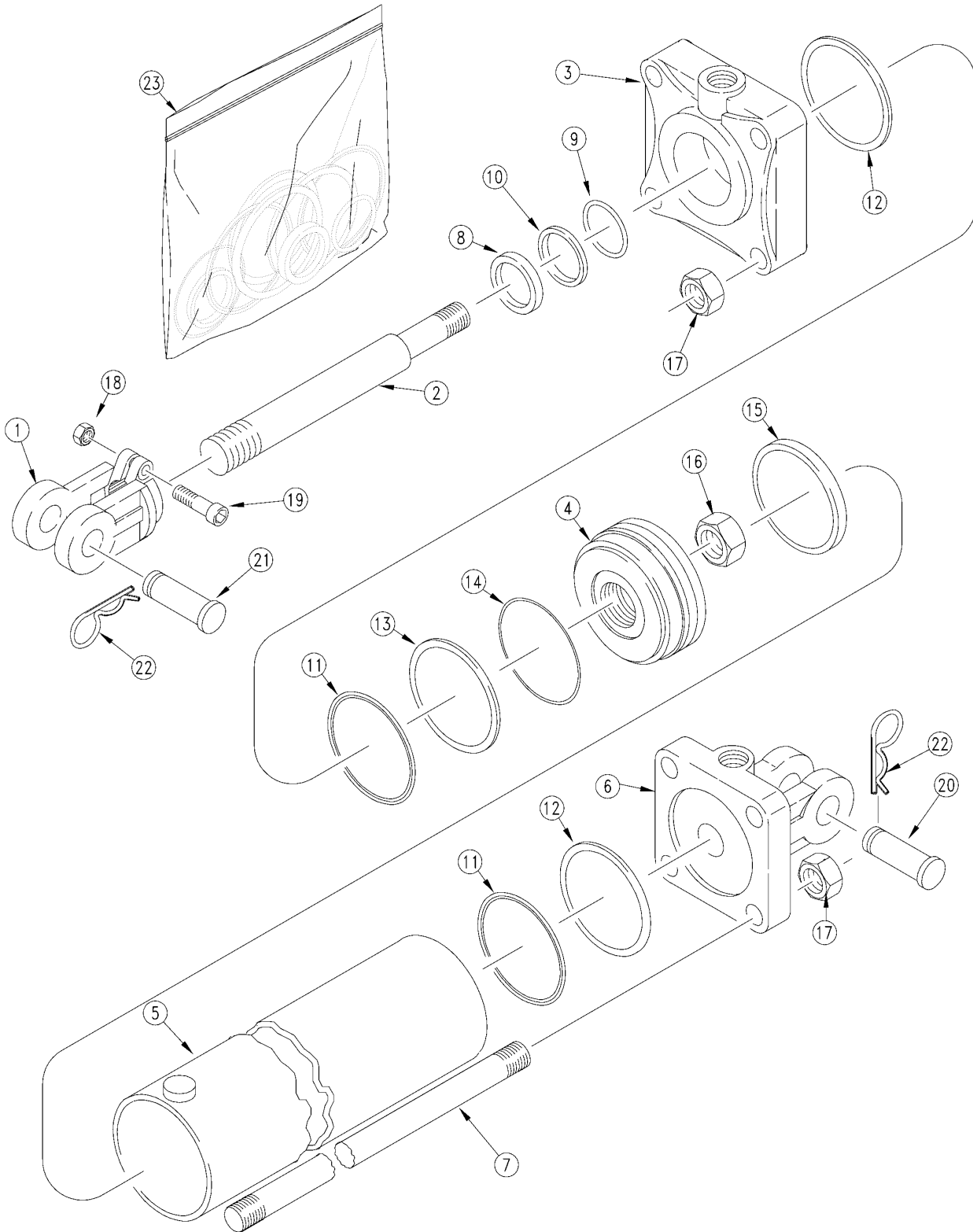
(Applies to 2N-2410 (1995+), 2N-3010 (1995+) only)

Ref	Part No.	Part Description	Comments	Revision
	dwg15598	Image No.		
1.	122-055S	SCREW ADJUSTMENT ROD	Includes items 2; 3 and 4	
2.	803-067C	NUT HEX CPLR 7/16-14X1 3/4 PLT		
3.	805-073C	PIN ROLL 5/32 X 1		
4.	890-095C	THREADED ROD 7/16-14 X 7 304SS		
5.	817-021C	KNOB P.W. ADJUSTMENT		
6.	804-041C	WASHER FLAT 7/16 SAE PLT		
7.	152-380D	7/16 SPACER TUBE		
8.	802-002C	RHSNB 1/4-20X3/4 GR5		
9.	803-273C	HUT HEX NYLOCK 7/16-14 PLT		
10.	802-274C	HHCS 1/4-20X3 GR5		
11.	152-179H	DEPTH ADJUSTMENT BRACKET WLMT		
12.	152-379D	1/4 SPACER TUBE		
13.	807-020C	SPRING SCREW ADJ TENSION STRHT		
14.	122-065D	TENSION SPRING RETAINER		
15.	804-006C	WASHER LOCK SPRING 1/4 PLT		
16.	803-006C	NUT-HEX 1/4-20 PLT		
17.	196-185H	2SNT DEPTH VALVE MNT WELDMENT		
18.	802-616C	HHCS 3/8-16X5 1/2 GR5		
19.	802-070C	HHCS 3/4-10X6 GR5		
20.	807-007C	SPRING LEVER		
21.	196-212H	2SNT DEPTH STOP CLEVIS WELD	(S/N 3010 D2107, D2109 and D2110+; 2410 C1824+)	
21.	196-186H	2SNT DPTH VAL CLEVIS PLT WLMT		
22.	803-025C	NUT HEX 3/4-10 PLT NYLOCK		
23.	802-026C	HHCS 3/8-16X3 3/4 GR5		
24.	804-013C	WASHER LOCK SPRING 3/8 PLT		
25.	803-014C	NUT HEX 3/8-16 PLT		
26.	810-445C	STROKE CONTROL VALVE	Refer to Stroke Control Valve (810-445C)	
26.	810-084C	RPBY 810-445C	Refer to Hydraulic Shut-off Valve (810-084C)	

[Table of Contents](#) [Part Number Index](#)

Midway Hydraulic Cylinder (810-123C)

(Applies to 2N-2410 (1995+), 2N-3010 (1995+) only)



12930

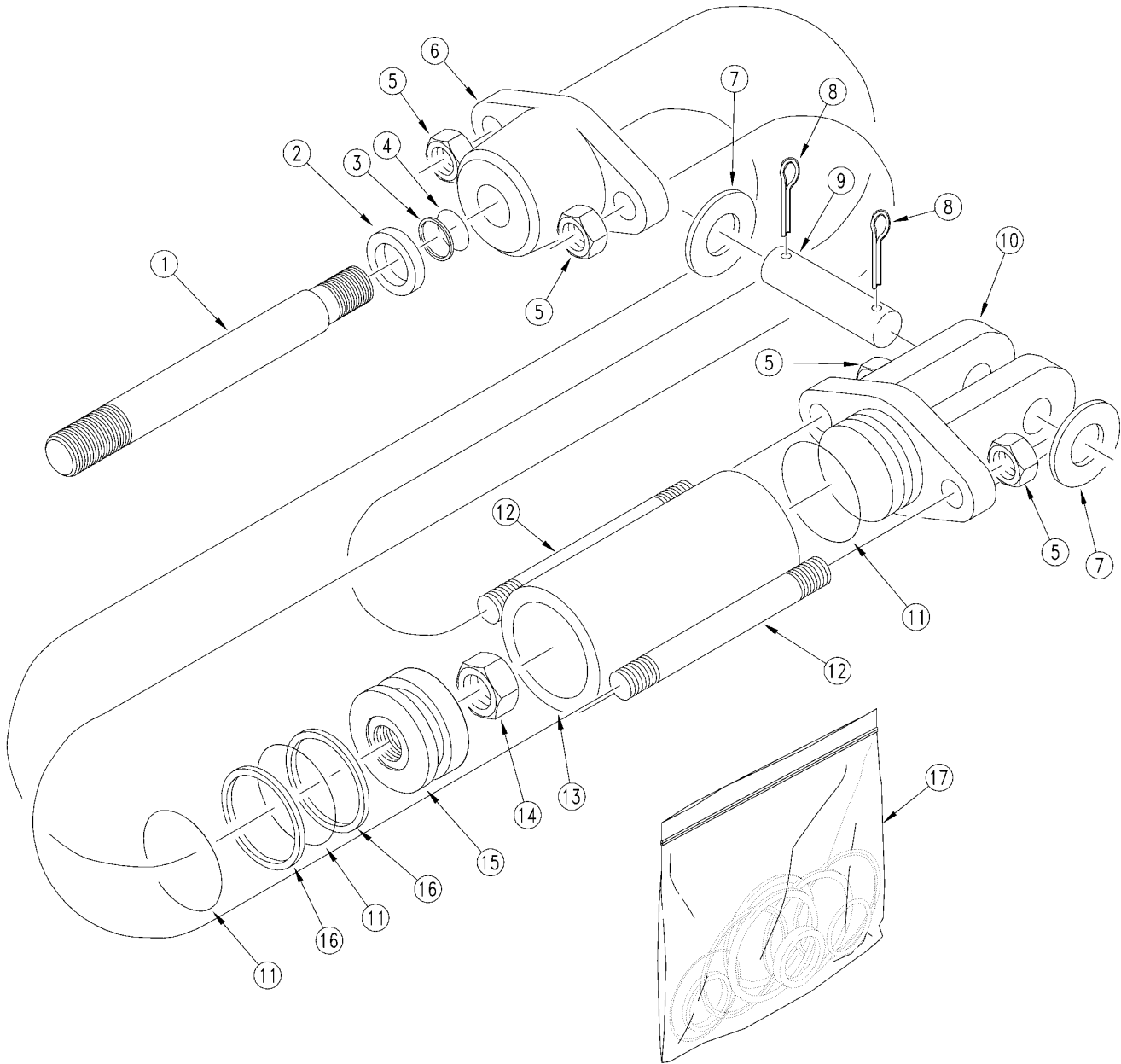
Midway Hydraulic Cylinder (810-123C)

(Applies to 2N-2410 (1995+), 2N-3010 (1995+) only)

Ref	Part No.	Part Description	Comments	Revision
	dwg12930	Image No.		
1.	1M7016	CLEVIS ROD MIDWAY		
2.	2M7520	ROD MIDWAY		
3.	3R6912	HEAD MIDWAY		
4.	4R6108	PISTON MIDWAY		
5.	5R6120	TUBE MIDWAY		
6.	6R6162	BASE MIDWAY		
7.	7M7320	TIE ROD MIDWAY		
8.		WIPER SEAL	Only available in item 23	
9.		O-RING	Only available in item 23	
10.		BACKUP	Only available in item 23	
11.		O-RING	Only available in item 23	
12.		BACKUP	Only available in item 23	
13.		TEFLON SEAL	Only available in item 23	
14.		LOADER O-RING	Only available in item 23	
15.		WEAR RING	Only available in item 23	
16.	2A0024	MW PISTON NUT 1-14		
17.	2A0019	RPBY 803-257C		
18.	2A0012	RPBY 803-234C		
19.	802-023C	HHCS 3/8-16X1 3/4 GR5		
20.	2A0209	MW PIN CLEVIS BASE END		
21.	2A0206	MW PIN SHORT		
22.	2A0132	MW PIN CLIP		
23.	810-144C	SEAL KIT MW 4.25 RPHCYL 4A6104		

Midway Hydraulic Cylinder (810-201C)

(Applies to 2N-2410 (1995+), 2N-3010 (1995+) only)



12822

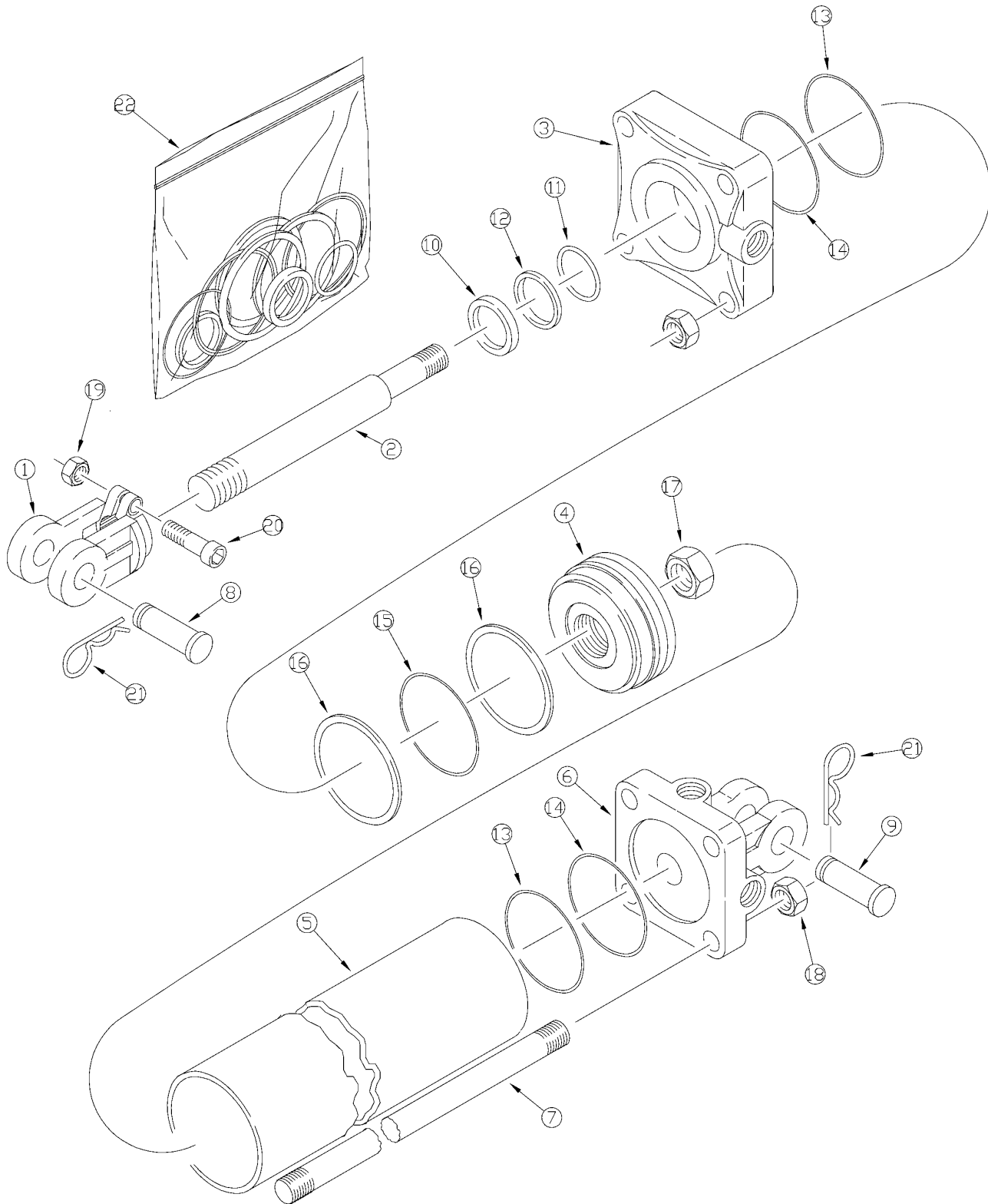
Midway Hydraulic Cylinder (810-201C)

(Applies to 2N-2410 (1995+), 2N-3010 (1995+) only)

Ref	Part No.	Part Description	Comments	Revision
	dwg12822	Image No.		
1.	2M1190	MW ROD		
2.		WIPER SEAL	Only available in item 17	
3.		BACKUP	Only available in item 17	
4.		O-RING	Only available in item 17	
5.	2A0014	MW TIE ROD NUT		
6.	3M1108	MW HEAD		
7.	804-021C	WASHER FLAT 5/8 SAE PLT		
8.	2A0130	MW COTTER PIN		
9.	2A0202	MW CLEVIS PIN		
10.	6M1108	MW BASE		
11.		O-RING	Only available in item 17	
12.	7M1302	MW TIE ROD		
13.	5M1103	MW TUBE		
14.	2A0018	MW TIE ROD NUT		
15.	4M1102	MW PISTON		
16.		BACKUP	Only available in item 17	
17.	810-249C	SEAL KIT MW 3A1102		

Midway Hydraulic Cylinder (810-215C)

(Applies to 2N-2410 (1995+), 2N-3010 (1995+) only)



25040

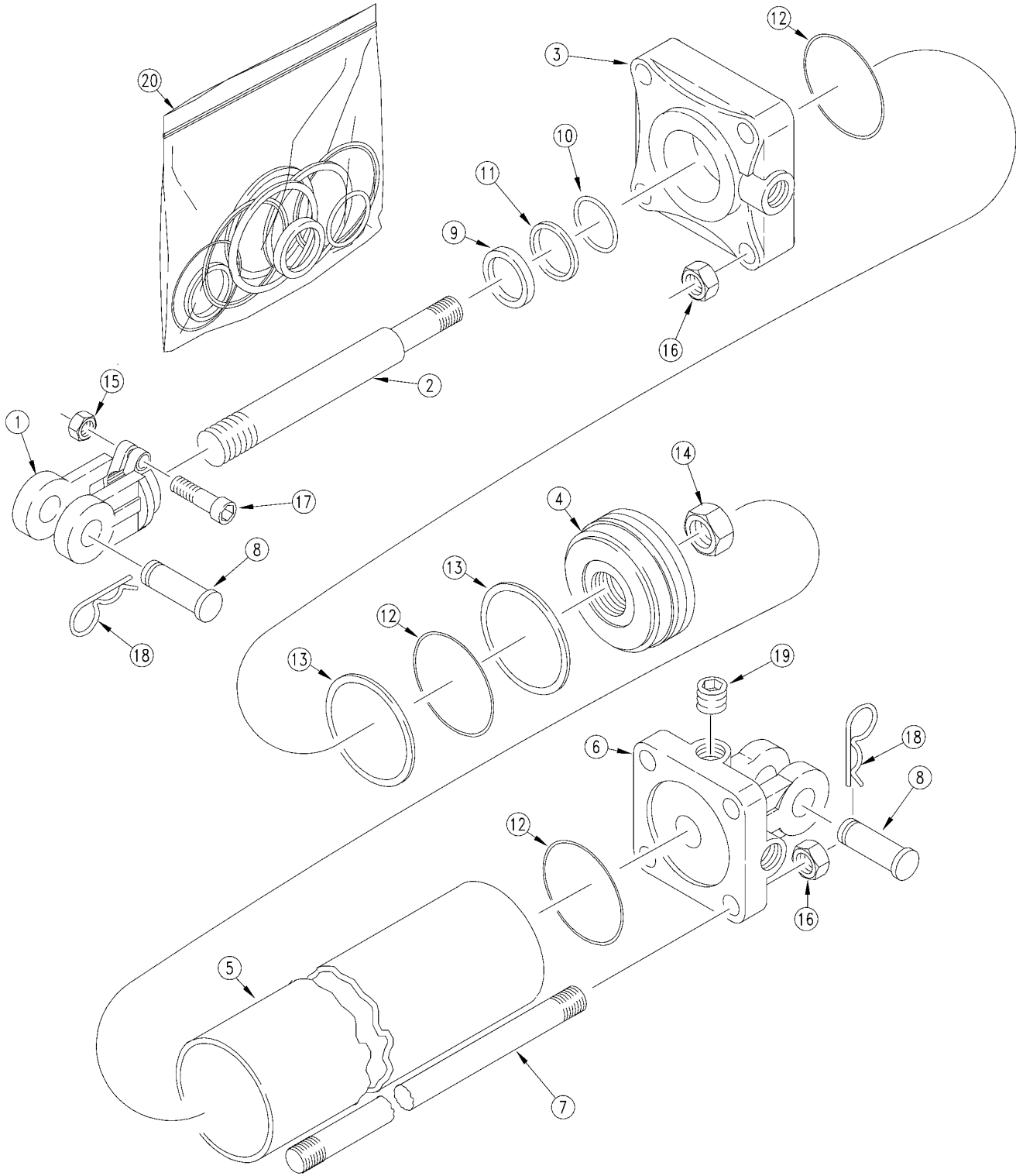
Midway Hydraulic Cylinder (810-215C)

(Applies to 2N-2410 (1995+), 2N-3010 (1995+) only)

Ref	Part No.	Part Description	Comments	Revision
	dwg	Image No.		
1.	1M7016	CLEVIS ROD MIDWAY		
2.	2M7522	MW ROD		
3.	3R7512	HEAD MIDWAY		
4.	4M7108	MW PISTON		
5.	5M7524	MW TUBE		
6.	6R7164	MW BASE		
7.	7M7324	MW TIE ROD		
8.	2A0208	RPBY 805-124C		
9.	2A0209	MW PIN CLEVIS BASE END		
10.		ROD WIPER	Only available in item 22	
11.		O-RING	Only available in item 22	
12.		BACKUP	Only available in item 22	
13.		O-RING	Only available in item 22	
14.		BACKUP	Only available in item 22	
15.		O-RING	Only available in item 22	
16.		BACKUP	Only available in item 22	
17.	2A0024	MW PISTON NUT 1-14		
18.	2A0019	RPBY 803-257C		
19.	2A0012	RPBY 803-234C		
20.	802-023C	HHCS 3/8-16X1 3/4 GR5		
21.	2A0132	MW PIN CLIP		
22.	810-250C	SEAL KIT MW 5A7114		

Midway Hydraulic Cylinder (810-216C)

(Applies to 2N-2410 (1995+), 2N-3010 (1995+) only)



17055

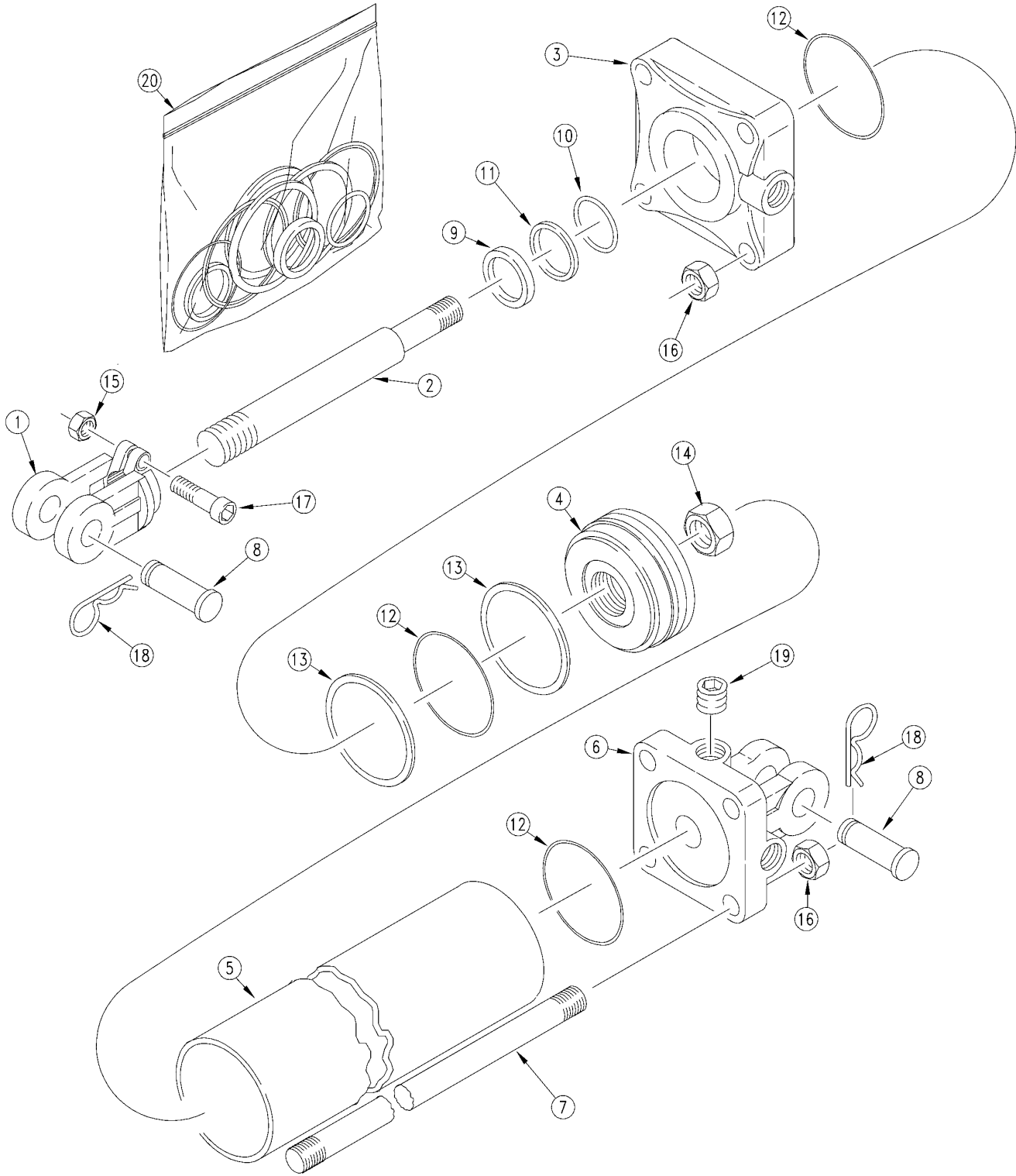
Midway Hydraulic Cylinder (810-216C)

(Applies to 2N-2410 (1995+), 2N-3010 (1995+) only)

Ref	Part No.	Part Description	Comments	Revision
	dwg17055	Image No.		
1.	1M7016	CLEVIS ROD MIDWAY		
2.	2M6524	MW ROD		
3.	3R5412	MIDWAY HEAD		
4.	4M6108	MW PISTON		
5.	5M6124	MW TUBE 4 X 16 CYLINDER		
6.	6M6164	RPBY 6R5164		
7.	7M6324	MW TIE ROD 4 X 16 CYLINDER		
8.	2A0208	RPBY 805-124C		
9.		WIPER SEAL	Only available in item 20	
10.		O-RING	Only available in item 20	
11.		BACKUP	Only available in item 20	
12.		O-RING	Only available in item 20	
13.		BACKUP	Only available in item 20	
14.	2A0024	MW PISTON NUT 1-14		
15.	2A0012	RPBY 803-234C		
16.	2A0018	MW TIE ROD NUT		
17.	2A0006	RPBY 802-023C		
18.	2A0132	MW PIN CLIP		
19.	2A0126	MW PLUG		
20.	810-060C	CYL SEAL KIT-810-031C-5A6104		

Midway Hydraulic Cylinder (810-217C)

(Applies to 2N-2410 (1995+), 2N-3010 (1995+) only)



17055

Midway Hydraulic Cylinder (810-217C)

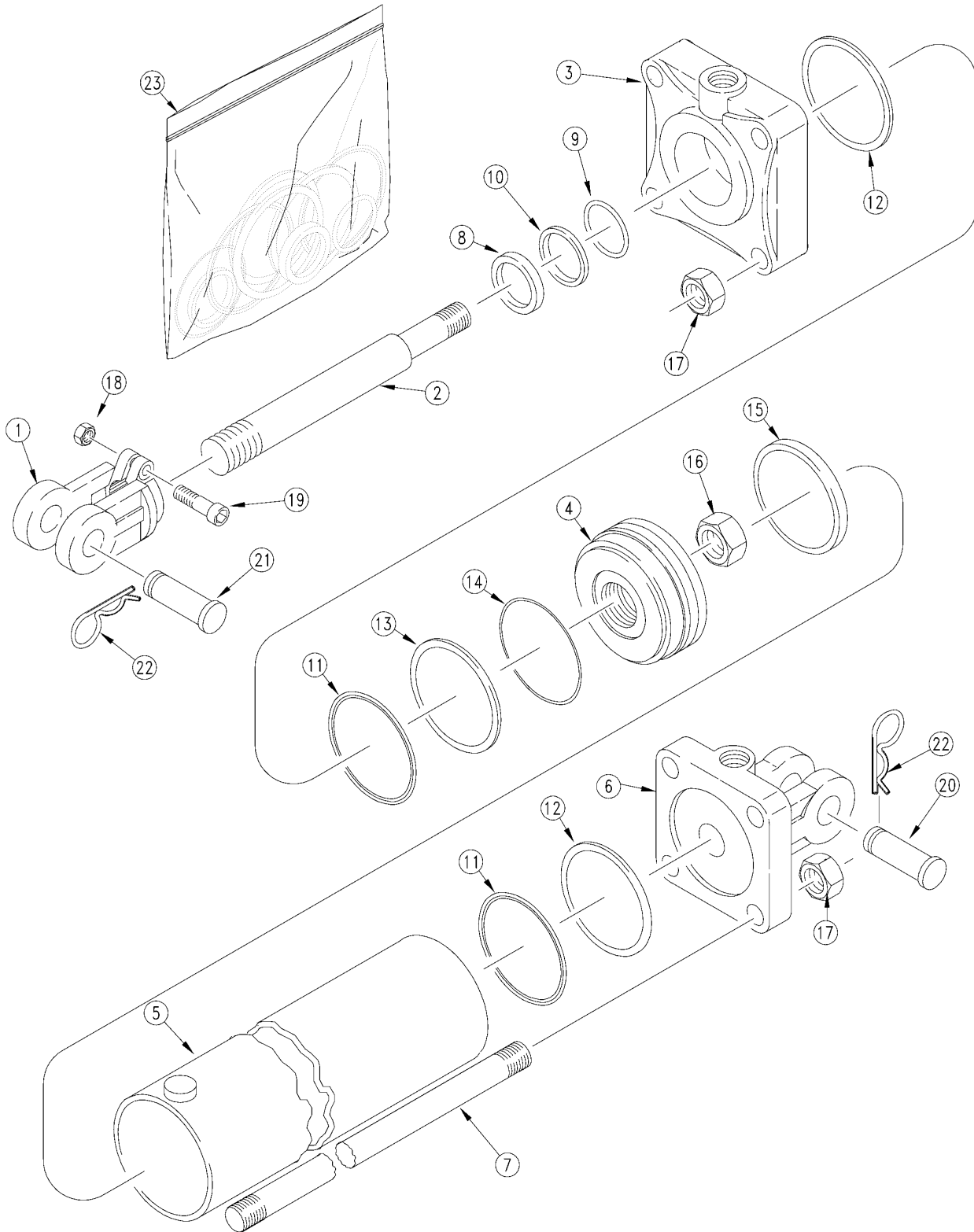
(Applies to 2N-2410 (1995+), 2N-3010 (1995+) only)

Ref	Part No.	Part Description	Comments	Revision
	dwg170555	Image No.		
1.	1M7016	CLEVIS ROD MIDWAY		
2.	2M5514	MW ROD		
3.	3R35812	MW HEAD		
4.	4M5102	RPBY 4M5108		
5.	5M5116	MW TUBE 3 1/2 X 8 CYLINDER		
6.	6R3164	BASE MIDWAY		
7.	7M5316	MW TIE ROD		
8.	2A0208	RPBY 805-124C		
9.		WIPER SEAL	Only available in item 20	
10.		O-RING	Only available in item 20	
11.		BACKUP	Only available in item 20	
12.		O-RING	Only available in item 20	
13.		BACKUP	Only available in item 20	
14.	2A0024	MW PISTON NUT 1-14		
15.	2A0012	RPBY 803-234C		
16.	2A0016	MW TIE ROD NUT		
17.	802-023C	HHCS 3/8-16X1 3/4 GR5		
18.	2A0132	MW PIN CLIP		
19.	2A0126	MW PLUG		
20.	810-059C	CYL SEAL KIT 5A5104		

[Table of Contents](#) [Part Number Index](#)

Midway Hydraulic Cylinder (810-218C)

(Applies to 2N-2410 (1995+), 2N-3010 (1995+) only)



12930

Midway Hydraulic Cylinder (810-218C)

(Applies to 2N-2410 (1995+), 2N-3010 (1995+) only)

Ref	Part No.	Part Description	Comments	Revision
	dwg12930	Image No.		
1.	1M7018	RPBY 1M7016-ADI		
2.	2M7520	ROD MIDWAY		
3.	3R7512	HEAD MIDWAY		
4.	4R7108	PISTON MIDWAY		
5.	5R7120	TUBE MIDWAY		
6.	6R7164	MW BASE		
7.	7M7320	TIE ROD MIDWAY		
8.		WIPER SEAL	Only available in item 23	
9.		O-RING	Only available in item 23	
10.		BACKUP	Only available in item 23	
11.		O-RING	Only available in item 23	
12.		BACKUP	Only available in item 23	
13.		TEFLON SEAL	Only available in item 23	
14.		LOADER O-RING	Only available in item 23	
15.		WEAR RING	Only available in item 23	
16.	2A0024	MW PISTON NUT 1-14		
17.	2A0019	RPBY 803-257C		
18.	2A0012	RPBY 803-234C		
19.	2A0006	RPBY 802-023C		
20.	2A0209	MW PIN CLEVIS BASE END		
21.	805-159C	PIN CLEVIS 1 X 3 1/8 GR5 PLT		
22.	2A0132	MW PIN CLIP		
23.	810-158C	SEAL KIT MW 4.5 RPHCYL 4A7104		

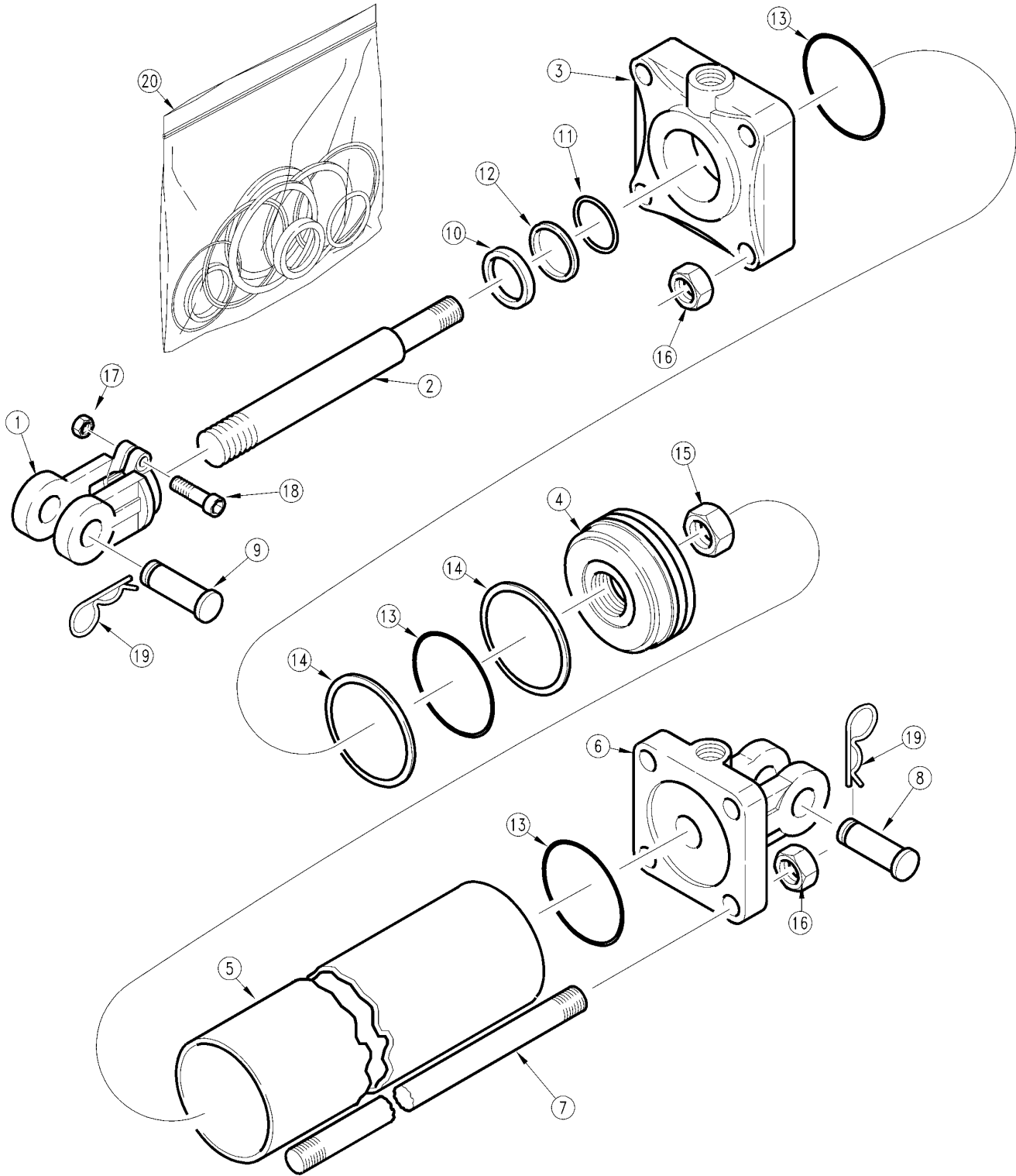
Midway Hydraulic Cylinder (810-219C)

(Applies to 2N-2410 (1995+), 2N-3010 (1995+) only)

Ref	Part No.	Part Description	Comments	Revision
	dwg	Image No.		
1.	1M7016	CLEVIS ROD MIDWAY		
2.	2M5690	MW ROD		
3.	3R3612	MW HEAD		
4.	4M5108	MW PISTON		
5.	5M5124	MW TUBE 3-1/2 X 16 CYLINDER		
6.	6R3162	MW BASE 3 1/2 CYLINDER		
7.	7M5324	MW TIE ROD		
8.	2A0206	MW PIN SHORT		
9.	2A0208	RPBY 805-124C		
10.		WIPER SEAL		
11.		O-RING	Only available in item 20	
12.		BACKUP	Only available in item 20	
13.		O-RING	Only available in item 20	
14.		BACKUP	Only available in item 20	
15.	2A0024	MW PISTON NUT 1-14		
16.	2A0016	MW TIE ROD NUT		
17.	2A0012	RPBY 803-234C		
18.	802-023C	HHCS 3/8-16X1 3/4 GR5		
19.	2A0132	MW PIN CLIP		
20.	810-251C	SEAL KIT MW 5A5106		

Midway Hydraulic Cylinder (810-220C)

(Applies to 2N-2410 (1995+), 2N-3010 (1995+) only)



16401

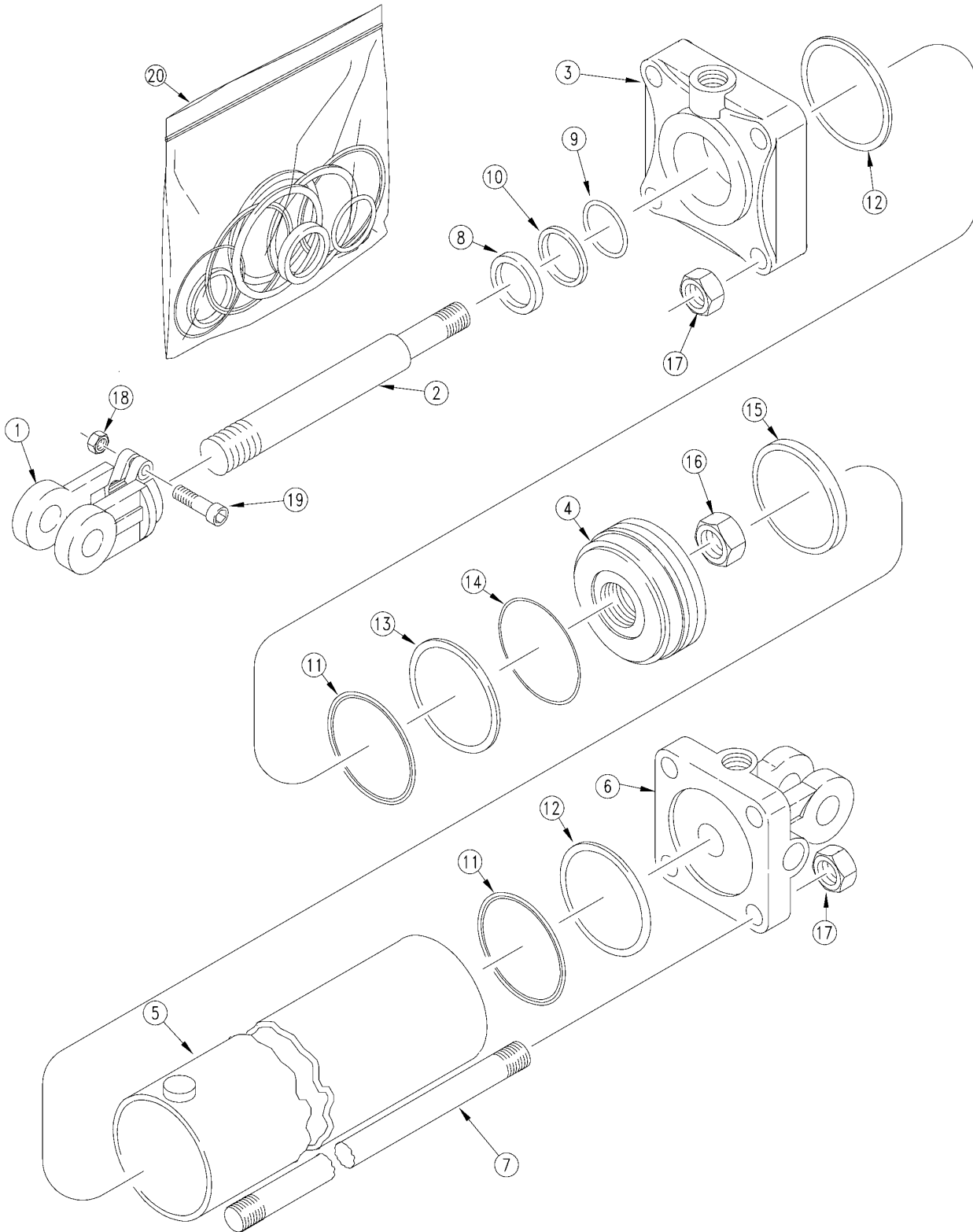
Midway Hydraulic Cylinder (810-220C)

(Applies to 2N-2410 (1995+), 2N-3010 (1995+) only)

Ref	Part No.	Part Description	Comments	Revision
	dwg16401	Image No.		
1.	1M7016	CLEVIS ROD MIDWAY		
2.	2M7514	MW ROD		
3.	3R6912	HEAD MIDWAY		
4.	4M7508	MW PISTON		
5.	5M7116	MW TUBE 4 1/4 X 8 CYLINDER		
6.	6R6164	MW BASE		
7.	7M7316	MW TIE ROD		
8.	2A0209	MW PIN CLEVIS BASE END		
9.	2A0208	RPBY 805-124C		
10.		WIPER SEAL	Only available in item 20	
11.		O-RING	Only available in item 20	
12.		BACKUP	Only available in item 20	
13.		O-RING	Only available in item 20	
14.		BACKUP	Only available in item 20	
15.	2A0024	MW PISTON NUT 1-14		
16.	2A0019	RPBY 803-257C		
17.	2A0012	RPBY 803-234C		
18.	802-023C	HHCS 3/8-16X1 3/4 GR5		
19.	2A0132	MW PIN CLIP		
20.	810-224C	SEAL KIT MW 4.25 CYL 5A7104		

Midway Hydraulic Cylinder (810-221C)

(Applies to 2N-2410 (1995+), 2N-3010 (1995+) only)



11714

Midway Hydraulic Cylinder (810-221C)

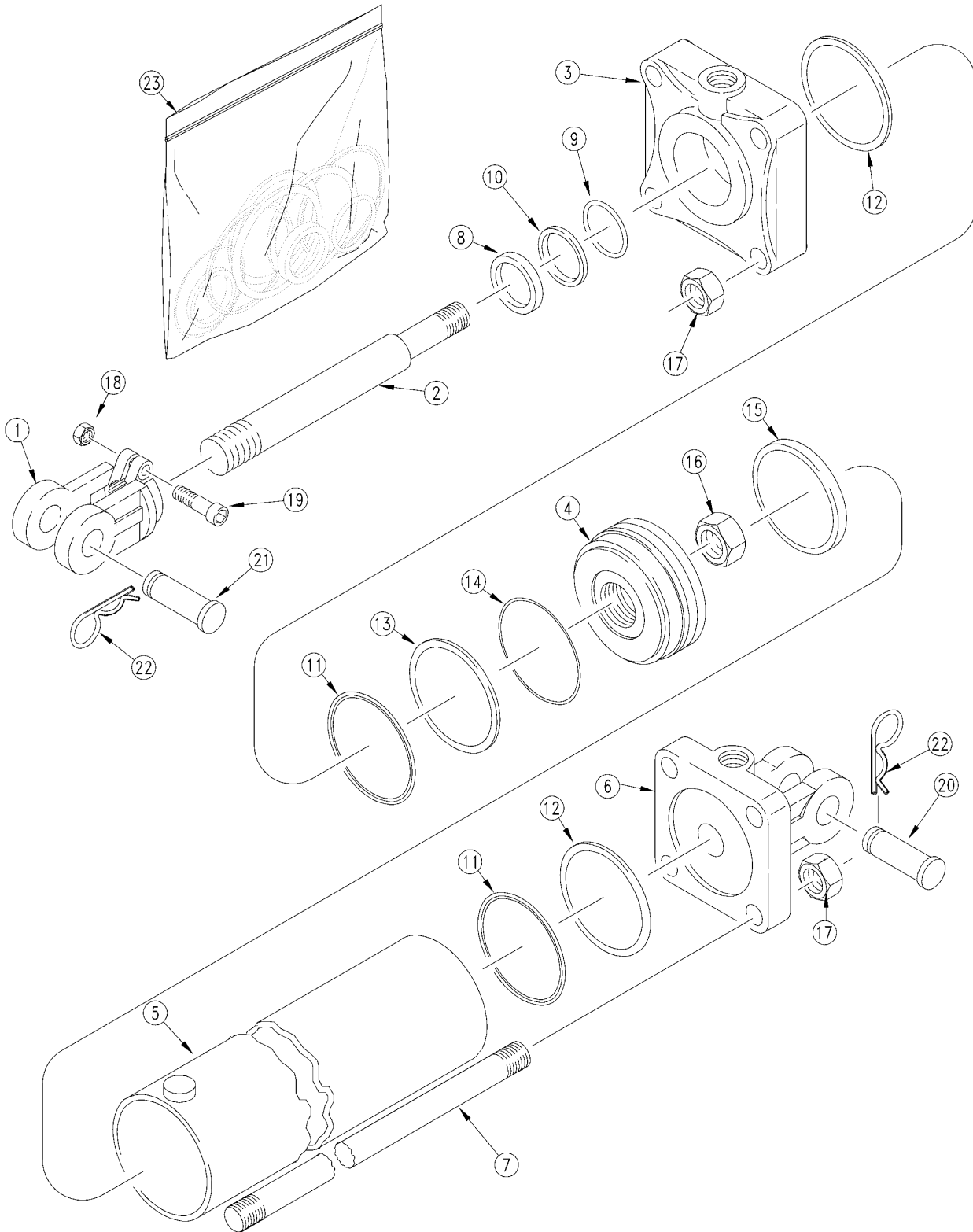
(Applies to 2N-2410 (1995+), 2N-3010 (1995+) only)

Ref	Part No.	Part Description	Comments	Revision
	dwg11714	Image No.		
1.	1M7018	RPBY 1M7016-ADI		
2.	2M7520	ROD MIDWAY		
3.	3R6912	HEAD MIDWAY		
4.	4R6108	PISTON MIDWAY		
5.	5R6120	TUBE MIDWAY		
6.	6R6164	MW BASE		
7.	7M7320	TIE ROD MIDWAY		
8.		WIPER SEAL	Only available in item 20.	
9.		O-RING	Only available in item 20.	
10.		BACKUP	Only available in item 20.	
11.		O-RING	Only available in item 20.	
12.		BACKUP	Only available in item 20.	
13.		TEFLON SEAL	Only available in item 20.	
14.		LOADER O-RING	Only available in item 20.	
15.		WEAR RING	Only available in item 20.	
16.	2A0024	MW PISTON NUT 1-14		
17.	2A0019	RPBY 803-257C		
18.	2A0012	RPBY 803-234C		
19.	2A0006	RPBY 802-023C		
20.	810-144C	SEAL KIT MW 4.25 RPHCYL 4A6104		

Table of Contents Part Number Index

Midway Hydraulic Cylinder (810-222C)

(Applies to 2N-2410 (1995+), 2N-3010 (1995+) only)



12930

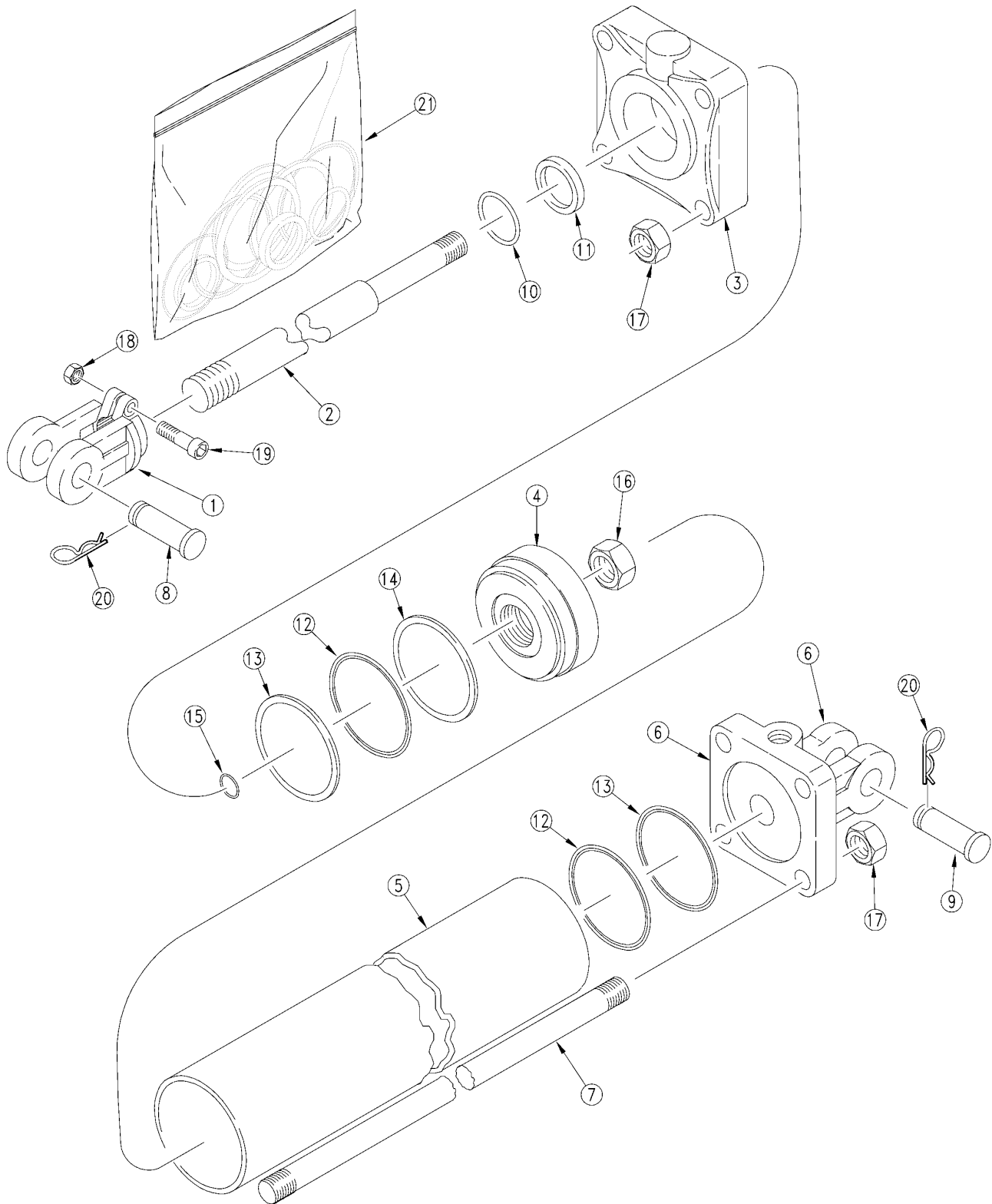
Midway Hydraulic Cylinder (810-222C)

(Applies to 2N-2410 (1995+), 2N-3010 (1995+) only)

Ref	Part No.	Part Description	Comments	Revision
	dwg	Image No.		
1.	1M7018	RPBY 1M7016-ADI		
2.	2M6820	MW ROD 1 3/8		
3.	3R5812	MW HEAD		
4.	4R5108	PISTON MIDWAY		
5.	5R5120	TUBE MIDWAY		
6.	6R5162	MW BASE		
7.	7M6320	TIE ROD MIDWAY		
8.		WIPER SEAL	Only available in item 23	
9.		O-RING	Only available in item 23	
10.		BACKUP	Only available in item 23	
11.		O-RING	Only available in item 23	
12.		BACKUP	Only available in item 23	
13.		TEFLON SEAL	Only available in item 23	
14.		LOADER O-RING	Only available in item 23	
15.		WEAR RING	Only available in item 23	
16.	2A0024	MW PISTON NUT 1-14		
17.	2A0018	MW TIE ROD NUT		
18.	2A0012	RPBY 803-234C		
19.	802-023C	HHCS 3/8-16X1 3/4 GR5		
20.	2A0208	RPBY 805-124C		
21.	2A0206	MW PIN SHORT		
22.	2A0132	MW PIN CLIP		
23.	810-151C	SEAL KIT MW 4 RPH CYL 4A5103		

Hydraulic Cylinder (810-240C)

(Applies to 2N-2410 (1995+), 2N-3010 (1995+) only)



13013

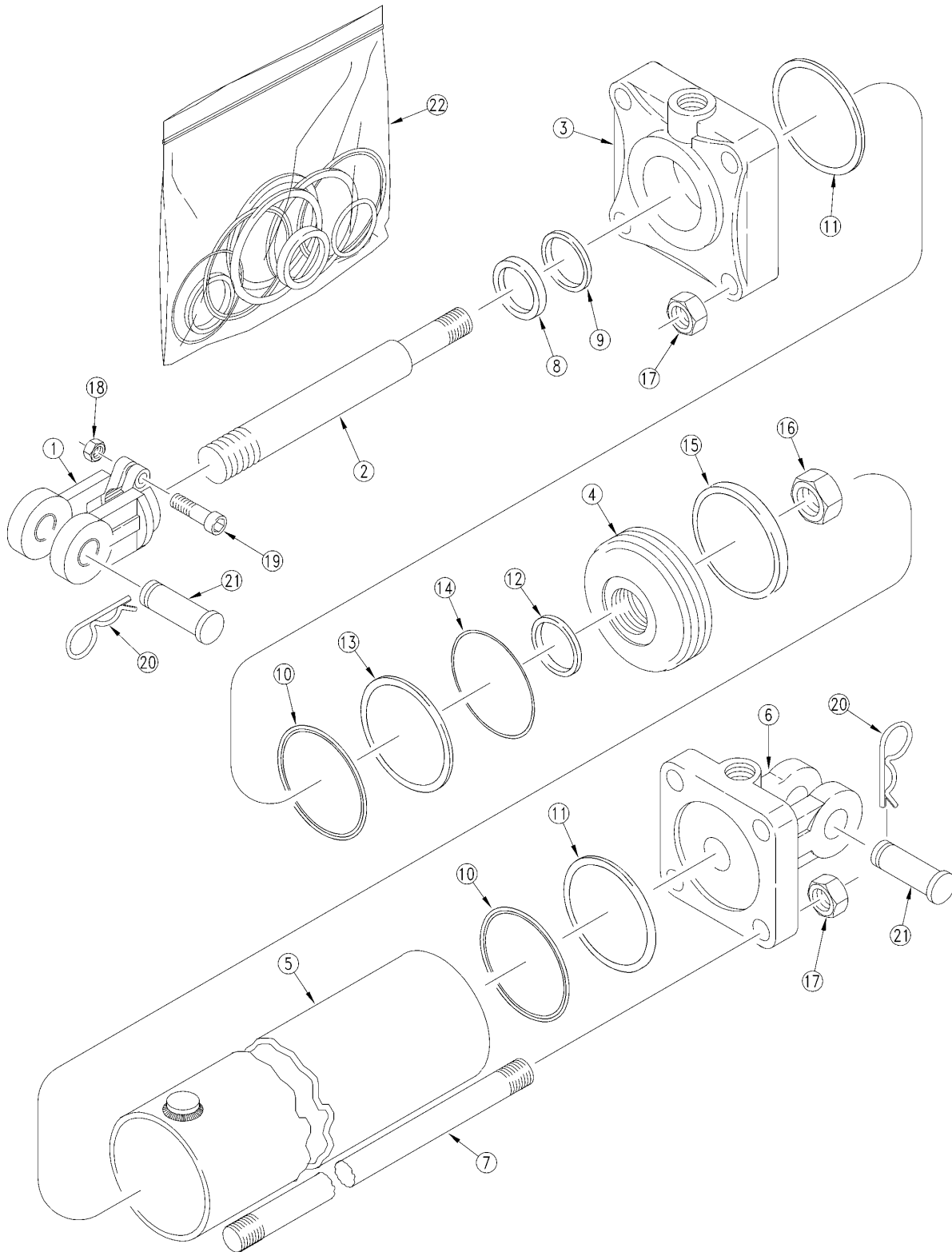
Hydraulic Cylinder (810-240C)

(Applies to 2N-2410 (1995+), 2N-3010 (1995+) only)

Ref	Part No.	Part Description	Comments	Revision
	dwg	Image No.		
1.	1M7016	CLEVIS ROD MIDWAY		
2.	2M6676	MW ROD 2 DIA. X 16 STROKE		
3.	3R6012	HEAD MIDWAY		
4.	4M6108	MW PISTON		
5.	5M6124	MW TUBE 4 X 16 CYLINDER		
6.	6R5168	BASE MIDWAY		
7.	7M6324	MW TIE ROD 4 X 16 CYLINDER		
8.	2A0206	MW PIN SHORT		
9.	2A0208	RPBY 805-124C		
10.		MW WIPER	Only available in item 21	
11.		U-CUP	Only available in item 21	
12.		O-RING MIDWAY	Only available in item 21	
13.		BACK UP MIDWAY	Only available in item 21	
14.		CROWN SEAL MIDWAY	Only available in item 21	
15.		MW PISTON NUT SEAL	Only available in item 21	
16.	2A0024	MW PISTON NUT 1-14		
17.	2A0018	MW TIE ROD NUT		
18.	2A0012	RPBY 803-234C		
19.	802-023C	HHCS 3/8-16X1 3/4 GR5		
20.	2A0132	MW PIN CLIP		
21.	810-014C	CYL SEAL KIT 4 X 16 MW 5A6106		

Midway Hydraulic Cylinder (810-392C)

(Applies to 2N-2410 (1995+), 2N-3010 (1995+) only)



17946

Midway Hydraulic Cylinder (810-392C)

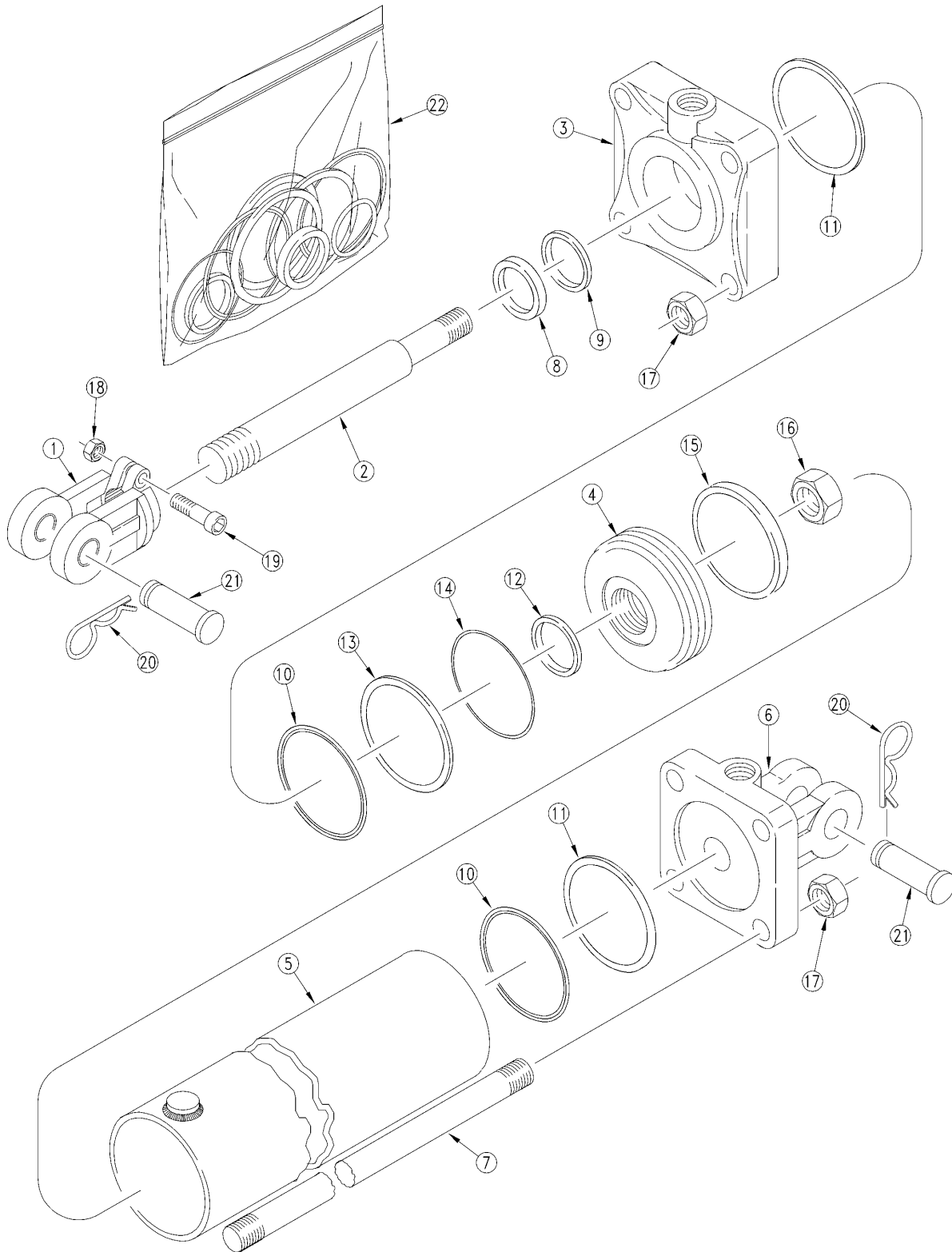
(Applies to 2N-2410 (1995+), 2N-3010 (1995+) only)

Ref	Part No.	Part Description	Comments	Revision
	dwg17946	Image No.		
1.	1M7018	RPBY 1M7016-ADI		
2.	2M7622	MIDWAY ROD		
3.	3R7012	MIDWAY HEAD		
4.	4R6110	MIDWAY PISTON		
5.	5R6320	MIDWAY TUBE		
6.	6R6164	MW BASE		
7.	7M7320	TIE ROD MIDWAY		
8.		ROD WIPER	Available only in item 22.	
9.		U-CUP	Available only in item 22.	
10.		O-RING	Available only in item 22.	
11.		BACK-UP	Available only in item 22.	
12.		O-RING	Available only in item 22.	
13.		TEFLON SEAL	Available only in item 22.	
14.		LOADER O-RING	Available only in item 22.	
15.		WEAR RING	Available only in item 22.	
16.	2A0024	MW PISTON NUT 1-14		
17.	2A0019	RPBY 803-257C		
18.	2A0012	RPBY 803-234C		
19.	2A0006	RPBY 802-023C		
20.	2A0209	MW PIN CLEVIS BASE END		
21.	2A0132	MW PIN CLIP		
22.	810-396C	SEAL KIT FOR 810-392C 4A6110		

[Table of Contents](#) [Part Number Index](#)

Midway Hydraulic Cylinder (810-393C)

(Applies to 2N-2410 (1995+), 2N-3010 (1995+) only)



17946

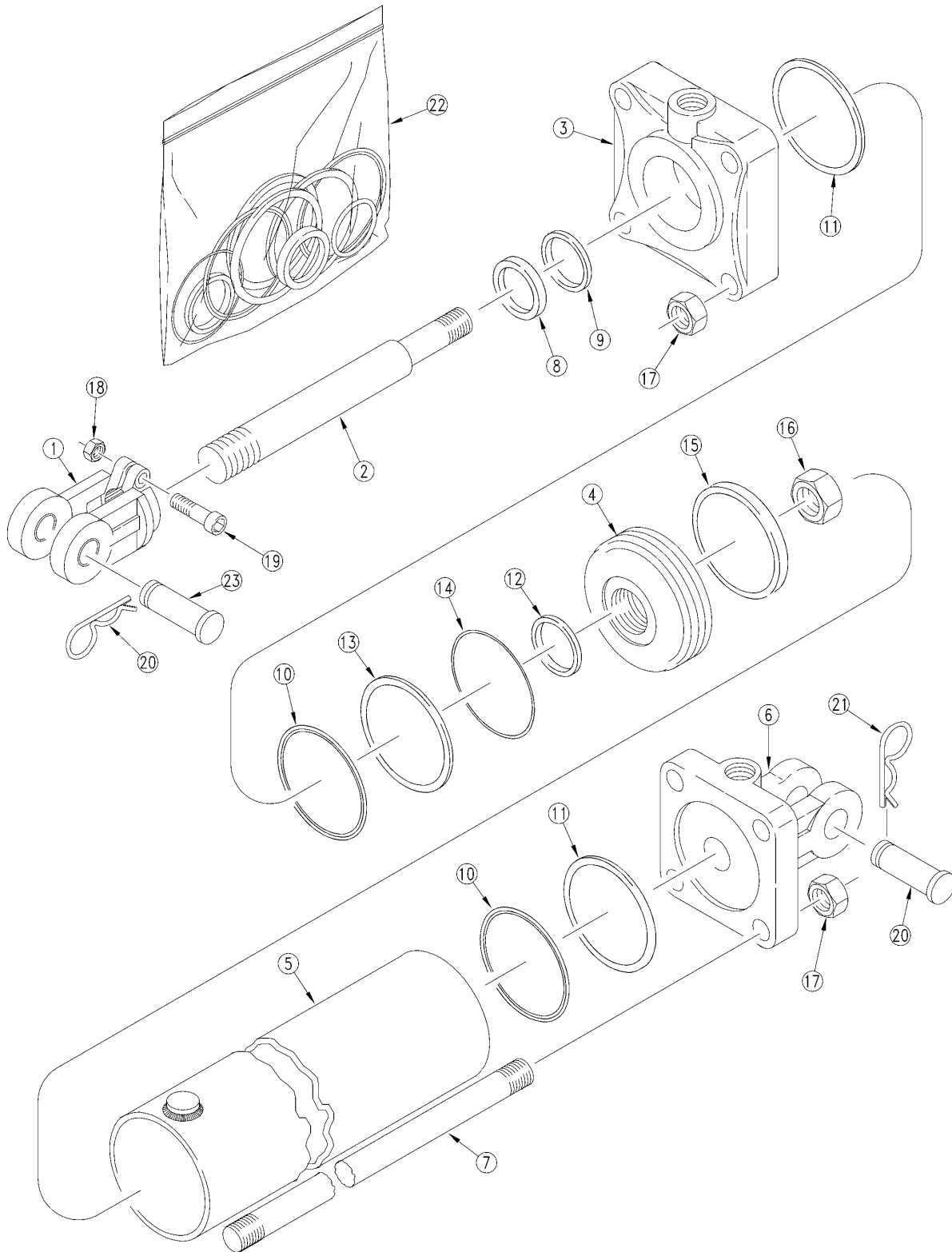
Midway Hydraulic Cylinder (810-393C)

(Applies to 2N-2410 (1995+), 2N-3010 (1995+) only)

Ref	Part No.	Part Description	Comments	Revision
	dwg17946	Image No.		
1.	1M7018	RPBY 1M7016-ADI		
2.	2M7622	MIDWAY ROD		
3.	3R7612	MW HEAD 4.5 X 16 X 2		
4.	4R7110	MIDWAY PISTON		
5.	5R7320	MIDWAY TUBE		
6.	6R7164	MW BASE		
7.	7M7320	TIE ROD MIDWAY		
8.		ROD WIPER	Available only in item 22	
9.		U-CUP	Available only in item 22	
10.		O-RING	Available only in item 22	
11.		BACK-UP	Available only in item 22	
12.		O-RING	Available only in item 22	
13.		TEFLON SEAL	Available only in item 22	
14.		LOADER O-RING	Available only in item 22	
15.		WEAR RING	Available only in item 22	
16.	2A0024	MW PISTON NUT 1-14		
17.	2A0019	RPBY 803-257C		
18.	2A0012	RPBY 803-234C		
19.	2A0006	RPBY 802-023C		
20.	2A0209	MW PIN CLEVIS BASE END		
21.	2A0132	MW PIN CLIP		
22.	810-397C	SEAL KIT FOR 810-393C 4A7110		

Midway Hydraulic Cylinder (810-394C)

(Applies to 2N-2410 (1995+), 2N-3010 (1995+) only)



17948

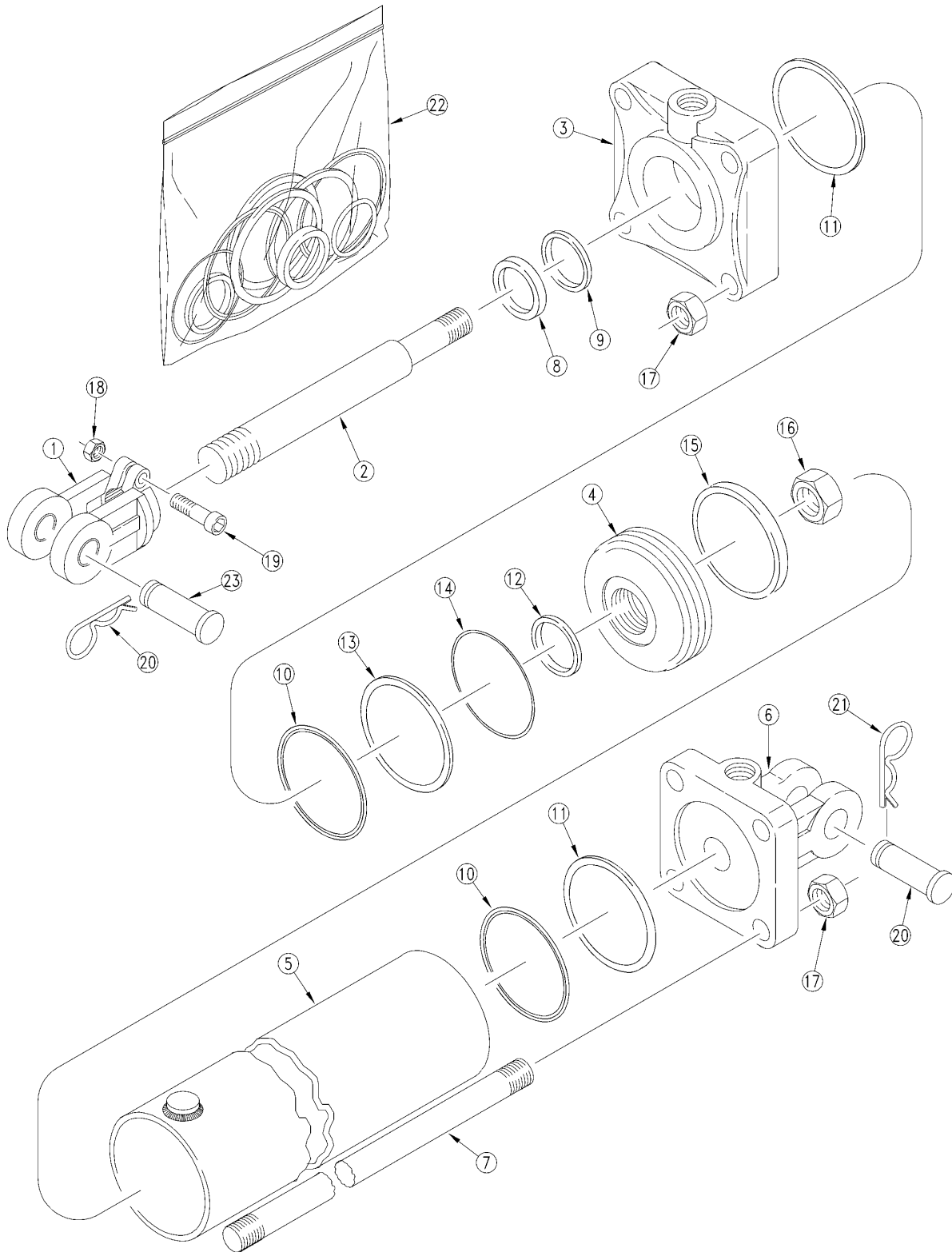
Midway Hydraulic Cylinder (810-394C)

(Applies to 2N-2410 (1995+), 2N-3010 (1995+) only)

Ref	Part No.	Part Description	Comments	Revision
	dwg17948	Image No.		
1.	1M7018	RPBY 1M7016-ADI		
2.	2M6522	MIDWAY 1 1/2 ROD		
3.	3R5412	MIDWAY HEAD		
4.	4R5110	PISTON MIDWAY		
5.	5R5320	TUBE MIDWAY		
6.	6R5162	MW BASE		
7.	7M6320	TIE ROD MIDWAY		
8.		ROD WIPER	Only available in item 22.	
9.		U-CUP	Only available in item 22.	
10.		O-RING	Only available in item 22.	
11.		BACK-UP	Only available in item 22.	
12.		O-RING	Only available in item 22.	
13.		TEFLON SEAL	Only available in item 22.	
14.		LOADER O-RING	Only available in item 22.	
15.		WEAR RING	Only available in item 22.	
16.	2A0024	MW PISTON NUT 1-14		
17.	2A0018	MW TIE ROD NUT		
18.	2A0012	RPBY 803-234C		
19.	2A0006	RPBY 802-023C		
20.	2A0208	RPBY 805-124C		
21.	2A0132	MW PIN CLIP		
22.	810-398C	SEAL KIT FOR 810-394C 4A5109		
23.	2A0206	MW PIN SHORT		

Midway Hydraulic Cylinder (810-395C)

(Applies to 2N-2410 (1995+), 2N-3010 (1995+) only)



17948

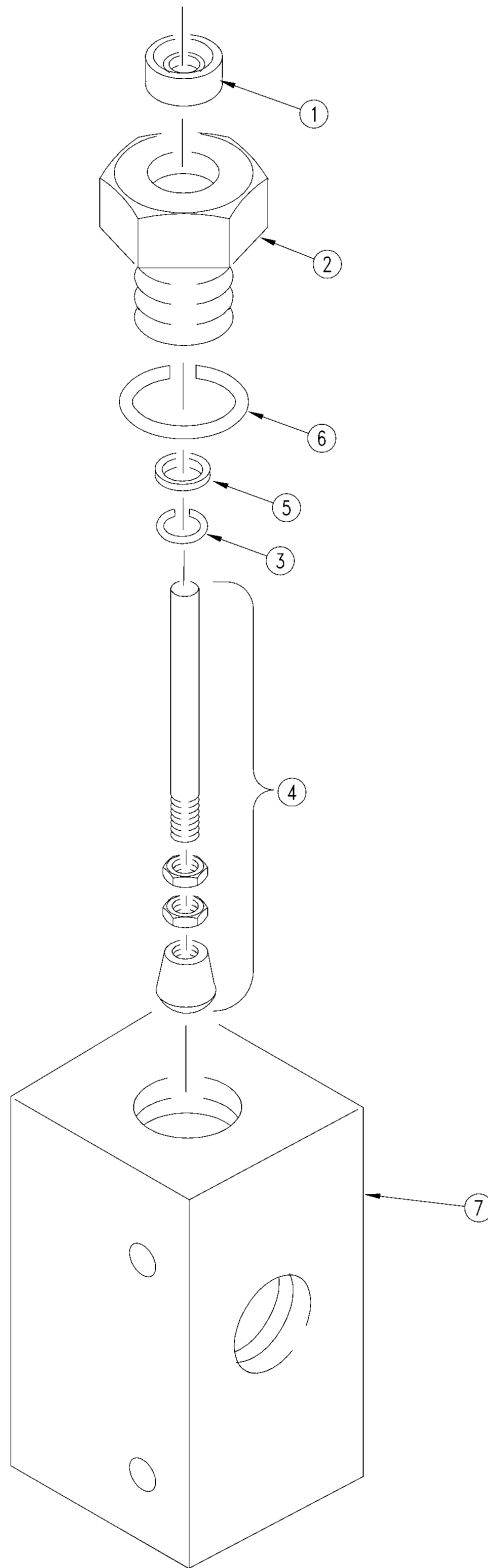
Midway Hydraulic Cylinder (810-395C)

(Applies to 2N-2410 (1995+), 2N-3010 (1995+) only)

Ref	Part No.	Part Description	Comments	Revision
	dwg17948	Image No.		
1.	1M7018	RPBY 1M7016-ADI		
2.	2M6522	MIDWAY 1 1/2 ROD		
3.	3R4912	MW HEAD		
4.	4R4110	PISTON MIDWAY		
5.	5R4320	TUBE MIDWAY		
6.	6R4162	BASE MIDWAY		
7.	7M7320	TIE ROD MIDWAY		
8.		ROD WIPER	Available only in item 22	
9.		U-CUP	Available only in item 22	
10.		O-RING	Available only in item 22	
11.		BACK-UP	Available only in item 22	
12.		O-RING	Available only in item 22	
13.		TEFLON SEAL	Available only in item 22	
14.		LOADER O-RING	Available only in item 22	
15.		WEAR RING	Available only in item 22	
16.	2A0024	MW PISTON NUT 1-14		
17.	2A0019	RPBY 803-257C		
18.	2A0012	RPBY 803-234C		
19.	2A0006	RPBY 802-023C		
20.	2A0208	RPBY 805-124C		
21.	2A0132	MW PIN CLIP		
22.	810-399C	SEAL KIT FOR 810-395C 4A4109		
23.	2A0206	MW PIN SHORT		

Hydraulic Shut-off Valve (810-084C)

(Applies to 2N-2410 (1995+), 2N-3010 (1995+) only)



11111

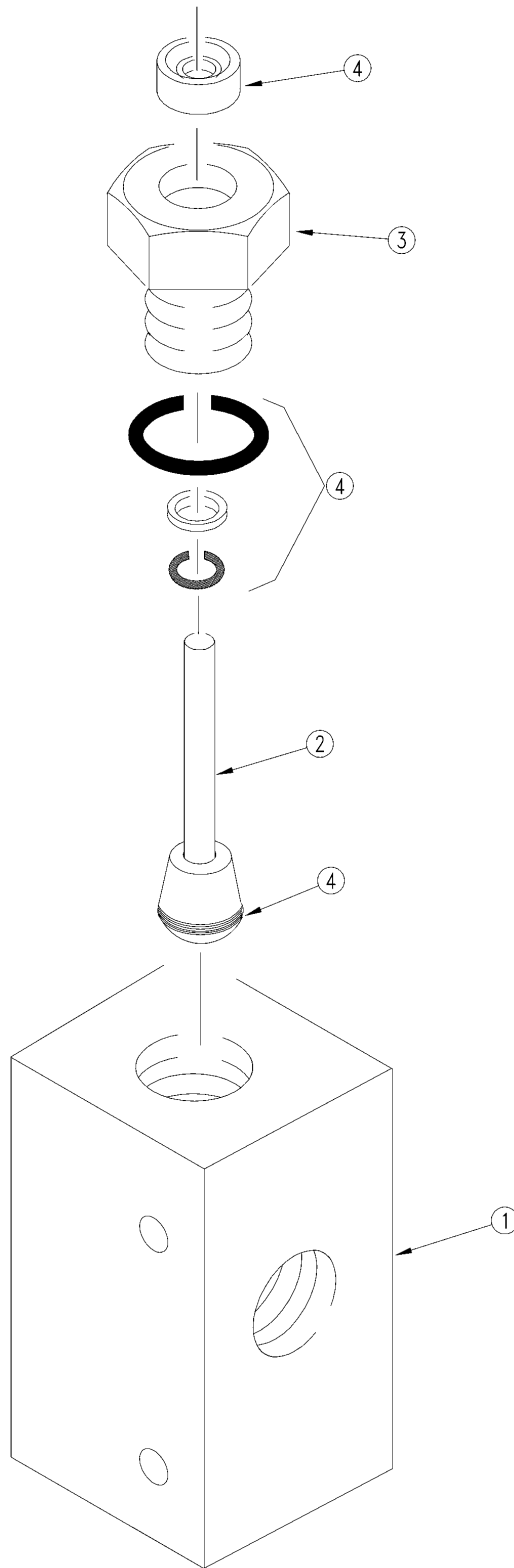
Hydraulic Shut-off Valve (810-084C)

(Applies to 2N-2410 (1995+), 2N-3010 (1995+) only)

Ref	Part No.	Part Description	Comments	Revision
	dwg11111	Image No.		
1.	199098	RPBY 810-335C		
2.	494665	MONARCH ROD CAP		
3.	198509	RPBY 810-335C		
4.	491509	RPBY 810-335C		
5.	197812	RPBY 810-335C		
6.	198581	RPBY 810-335C		
7.	492544	MONARCH STROKE CONTROL VALVE		

Stroke Control Valve (810-445C)

(Applies to 2N-2410 (1995+), 2N-3010 (1995+) only)



19650

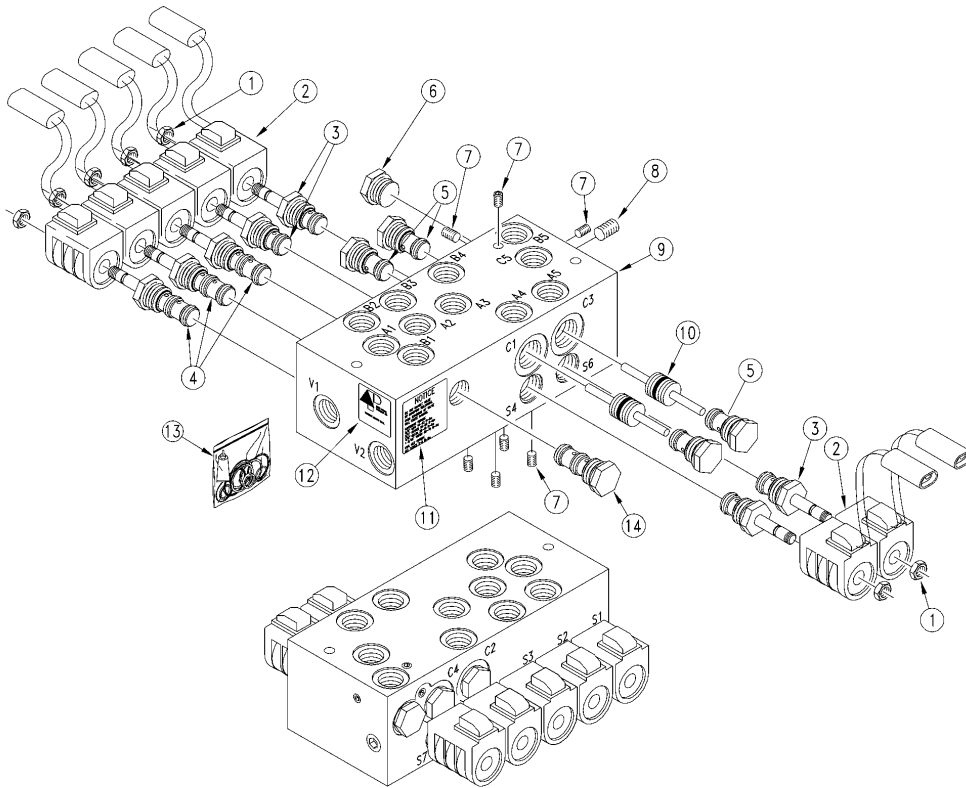
Stroke Control Valve (810-445C)

(Applies to 2N-2410 (1995+), 2N-3010 (1995+) only)

Ref	Part No.	Part Description	Comments	Revision
	dwg19650	Image No.		
1.	5396	BODY		
2.	5397	SHOEMAKER PISTON		
3.	8062	PLUG, ADAPTER, ASM.		
4.	810-446C	SEAL KIT 5398 810-445C		

Valve Manifold (810-237C)

(Applies to 2N-2410 (1995+), 2N-3010 (1995+) only)



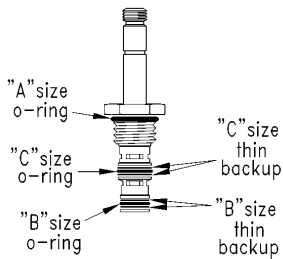
Seal Kits For Manifold Valves

Refer to "Seal Kits for Depth Control Valve" for o-ring identification chart.

NOTE: Each o-ring kit contains all o-rings for the series of valve on which it is used. Not all seals will be used on every valve.
Each kit also contains a packet of sealant to be used on the threads of the valve when it is reinstalled into the manifold.

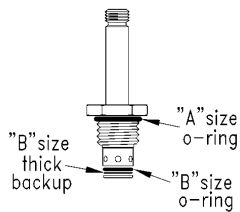
4W2P Valve

Use Seal Kit 21170040



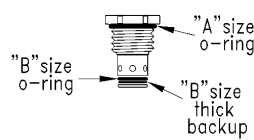
2W NC Valve

Use Seal Kit 21170040



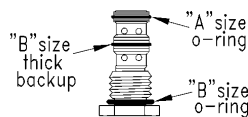
Check Valve

Use Seal Kit 21170040



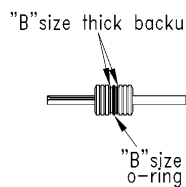
P.O. Check Valve

Use Seal Kit 85002657



Piston Valve

Use Seal Kit 21170040



Valve Manifold (810-237C)

(Applies to 2N-2410 (1995+), 2N-3010 (1995+) only)


Ref	Part No.	Part Description	Comments	Revision
	dwg12823	Image No.		
1.	803-059C	NUT HEX JAM 1/2-20 PLT		
2.	39680008	DELTA COIL 12VDC W CONN		
3.	85002356	DELTA ZW NC VALVE		
4.	85002335	DELTA 4W2P CL GEN VALVE		
5.	85002006	DELTA CHECK VALVE		
6.	811-491C	PL 7/8 MORB HOLOW HEX		
7.	61010001	DELTA 1/8 NPTF PLUG		
8.	61010012	DELTA 3/8 NPTF PLUG		
9.	30102629	DELTA MANIFOLD		
10.	34952067	DELTA PILOT PISTON ASSY		
11.	62010053	DELTA NOTICE TAG		
12.	62010018	DELTA MANIFOLD TAG		
13.		SEAL KIT FOR CARTRIDGE VALVES	Refer to illustrations below the drawing for proper seal kit identification	
14.	810-293C	VALVE P O CHECK DELTA 85002692		

Seal Kits for Depth Control Valve

(Applies to 2N-2410 (1995+), 2N-3010 (1995+) only)

O-Ring Identification Chart

21170040
For 3/4" - 16 Series Valves




A

OD .949
ID .754




B

OD .629
ID .489



C

OD .691
ID .551



D

OD .754
ID .614

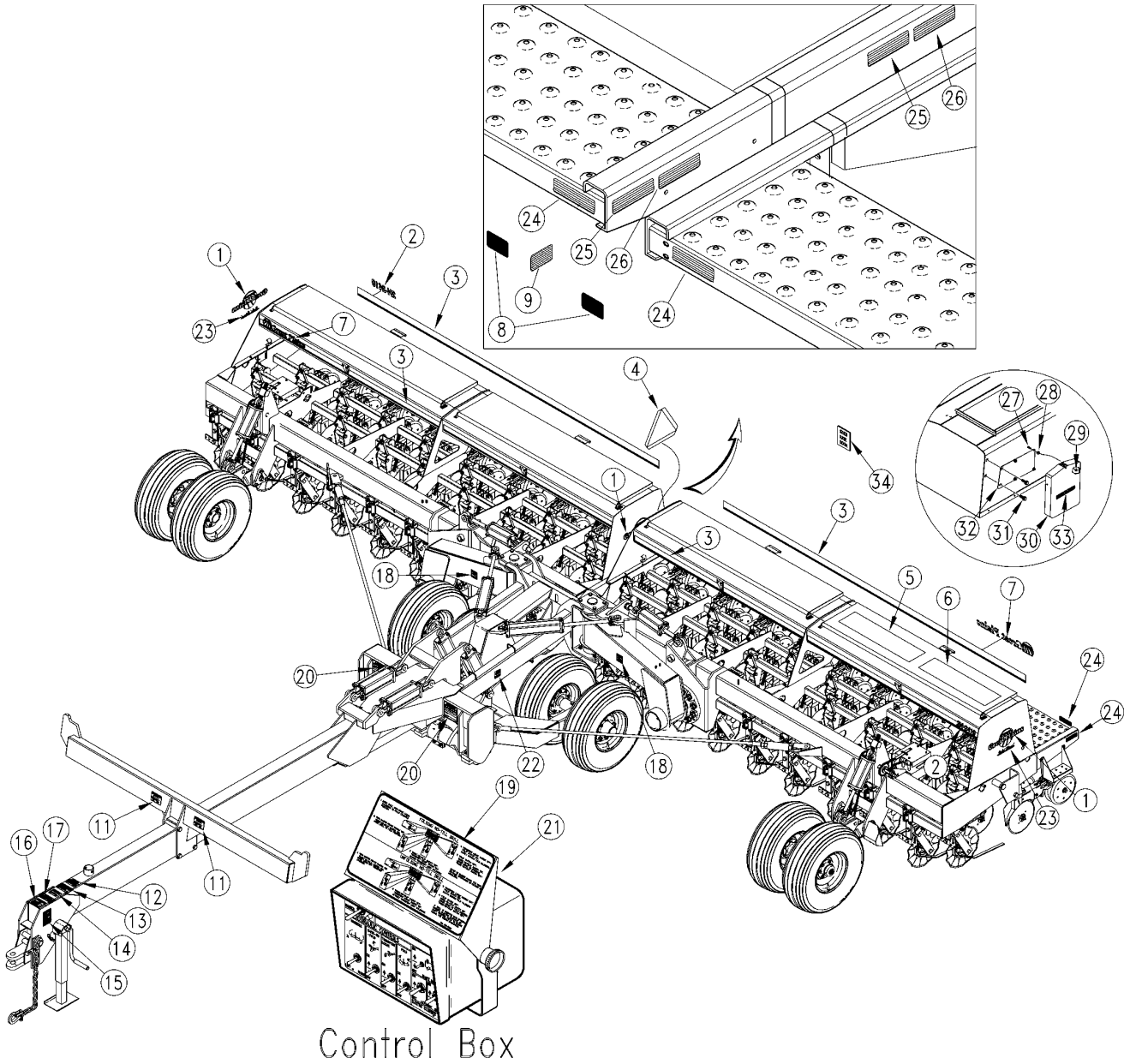
Seal Kits for Depth Control Valve

(Applies to 2N-2410 (1995+), 2N-3010 (1995+) only)

Ref	Part No.	Part Description	Comments	Revision
	dwg12843 500-090B	Image No. SEAL KIT 7/8-14 DELTA W/ LTITE	Includes two of the thin Backup Rings, 3rd Revision sizes B,C and D. Two of the thick Backup Rings, size B. One of the O-Rings, sizes A, B, C and D. And one packet of thread sealant for the valve threads.	
	810-228C 21170040	RPBY 500-090B RPBY 500-090B		2nd Revision 1st Revision

Decal Placement

(Applies to 2N-2410 (1995+), 2N-3010 (1995+) only)



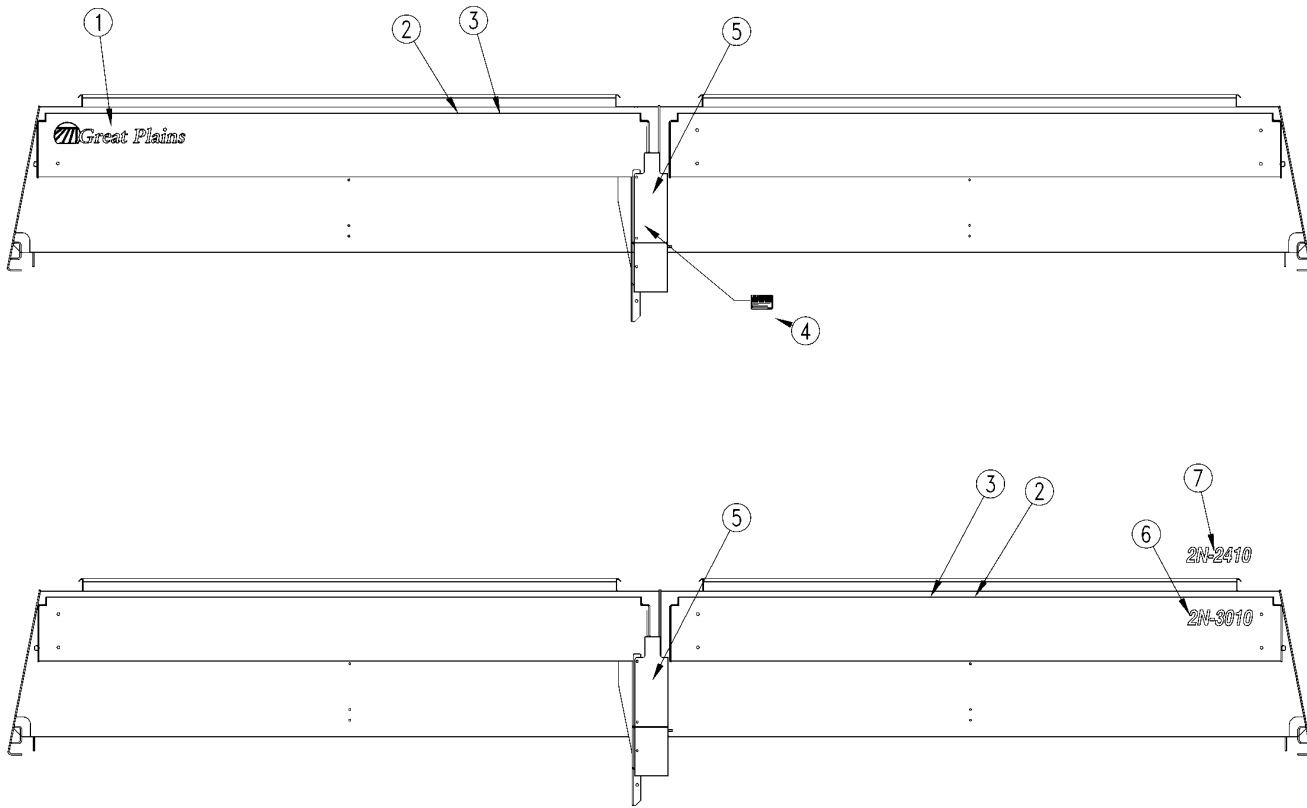
Decal Placement

(Applies to 2N-2410 (1995+), 2N-3010 (1995+) only)

Ref	Part No.	Part Description	Comments	Revision
	dwg14569	Image No.		
1.	838-228C	DECAL GREAT PLAINS ON LOGO SML	2000 and above.	2nd Revision
1.	818-413C	DECAL GREAT PLAINS ON LOGO	1999 and below.	1st Revision
2.	838-195C	DECAL 2N-3010	2000 and above.	2nd Revision
2.	818-434C	DECAL SOLID STAND 3010 NT	1999 and below.	1st Revision
2.	838-193C	DECAL 2N-2410	2000 and above	2nd Revision
2.	818-435C	DECAL SOLID STAND 2410 NT	1999 and below.	1st Revision
3.	838-160C	DECAL 3 COLOR STRIPE 2.50 WIDE	2000 and above.	2nd Revision
3.	818-414C	DECAL W/ 4 COLOR STRIPE	1999 and below	1st Revision
4.	818-003C	DECAL SLOW MOVING VEHICLE		
5.	818-346C	DECAL 93-2SNT SEED RATE 2 OF 2		
6.	818-345C	DECAL 93-2SNT SEED RATE 1 OF 2		
7.	838-161C	DECAL LOGO&GP F/STRIPE 4 X 24	2000 and above.	2nd Revision
7.	818-415C	DECAL GP W/ LOGO AND STRIPE	1999 and below.	1st Revision
8.	818-229C	DECAL AMBER REFLECTOR		
9.	818-230C	DECAL RED REFLECTOR		
10.	818-412C	DECAL GREAT PLAINS W/LOGO	No longer available. 1999 and below.	
11.	818-045C	DECAL WARNING PINCH PT/CRUSH		
12.	818-043C	DECAL LIFT CYL OPERATING INSTR		
13.	818-188C	DECAL WARNING 20 MPH TRANS LRG		
14.	818-020C	DECAL CAUTION TIRE DAMAGE HAZ		
15.	818-078C	DECAL CAUTION FP-HC-MF-24&30		
16.	818-019C	DECAL WARNING NEG TONGUE WT		
17.	818-475C	DECAL WARNING 30'TONGUE WEIGHT		
17.	818-476C	DECAL WARNING 24'TONGUE WEIGHT		
18.	818-398C	DECAL CAUTION TIRES NOT A STEP		
19.	818-508C	DECAL 2SNT FOLDING INSTRUCT.		
20.	818-477C	DECAL TRANSPORT LOCK WARNING		
21.	196-362D	DECAL MOUNTING BRACKET		
22.	818-748C	DECAL 2SNT DEPTH STOP		
23.	838-158C	DECAL SCRIPT SOLID STAND SMALL	2000 and above.	
24.	838-265C	DECAL REFLECTOR AMBER 1 1/2X9	2001+	
25.	838-266C	DECAL REFLECTOR RED 1 1/2X9	2001+	
26.	838-367C	DECAL PIC--OVERHEAD MKR CRUSH	2001+	
27.	802-004C	HHCS 1/4-20X3/4 GR5		
28.	817-042C	MINI END WHEEL PRESS WHEEL		
29.	803-293C	NUT HEX FLNG T-LOCK 1/4-20 YLW		
30.	817-516C	MANUAL PAK 1" W/ GASKET		
31.	802-203C	HFSS 1/2-13X1 1/2 GR5		
32.	248-251D	MANUAL PAK MOUNTING PLATE	2004 and above	
33.	838-482C	DECAL GP PLANTING COMPONENTS		
34.	196-126B	2SNT SEEDRATE BOOK		

Small Seeds Decal Placement (Option)

(Applies to 2N-2410 (1995+), 2N-3010 (1995+) only)



18831

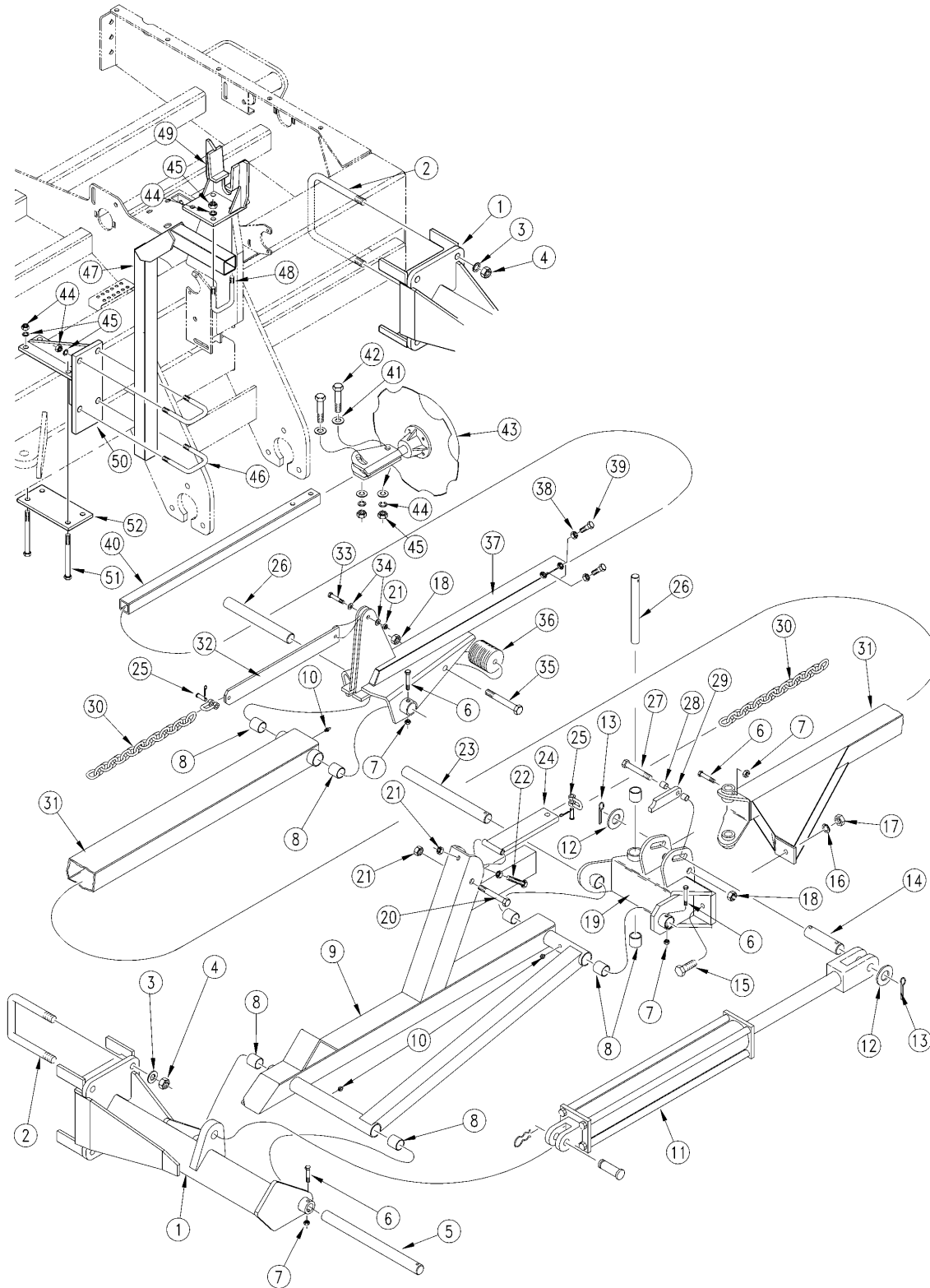
Small Seeds Decal Placement (Option)

(Applies to 2N-2410 (1995+), 2N-3010 (1995+) only)

Ref	Part No.	Part Description	Comments	Revision
	dwg18831	Image No.		
1.	838-161C	DECAL LOGO&GP F/STRIPE 4 X 24	2000 and above	2nd Revision
1.	818-415C	DECAL GP W/ LOGO AND STRIPE	1999 and below	1st Revision
2.	818-207C	DECAL GRSSDR SD RATE ADJ INSTR		
3.	818-031C	DECAL GRASS SEEDER SEED RATE		
4.	818-414C	DECAL W/ 4 COLOR STRIPE		
5.	818-205C	DECAL WARNING MOVING PARTS HAZ		
6.	838-195C	DECAL 2N-3010	2000 and above	2nd Revision
6.	818-434C	DECAL SOLID STAND 3010 NT	1999 and below	1st Revision
7.	838-193C	DECAL 2N-2410	2000 and above	2nd Revision
7.	818-435C	DECAL SOLID STAND 2410 NT	1999 and below	1st Revision

30' Drill Flat Fold Marker

(Applies to 2N-2410 (1995+), 2N-3010 (1995+) only)



13002

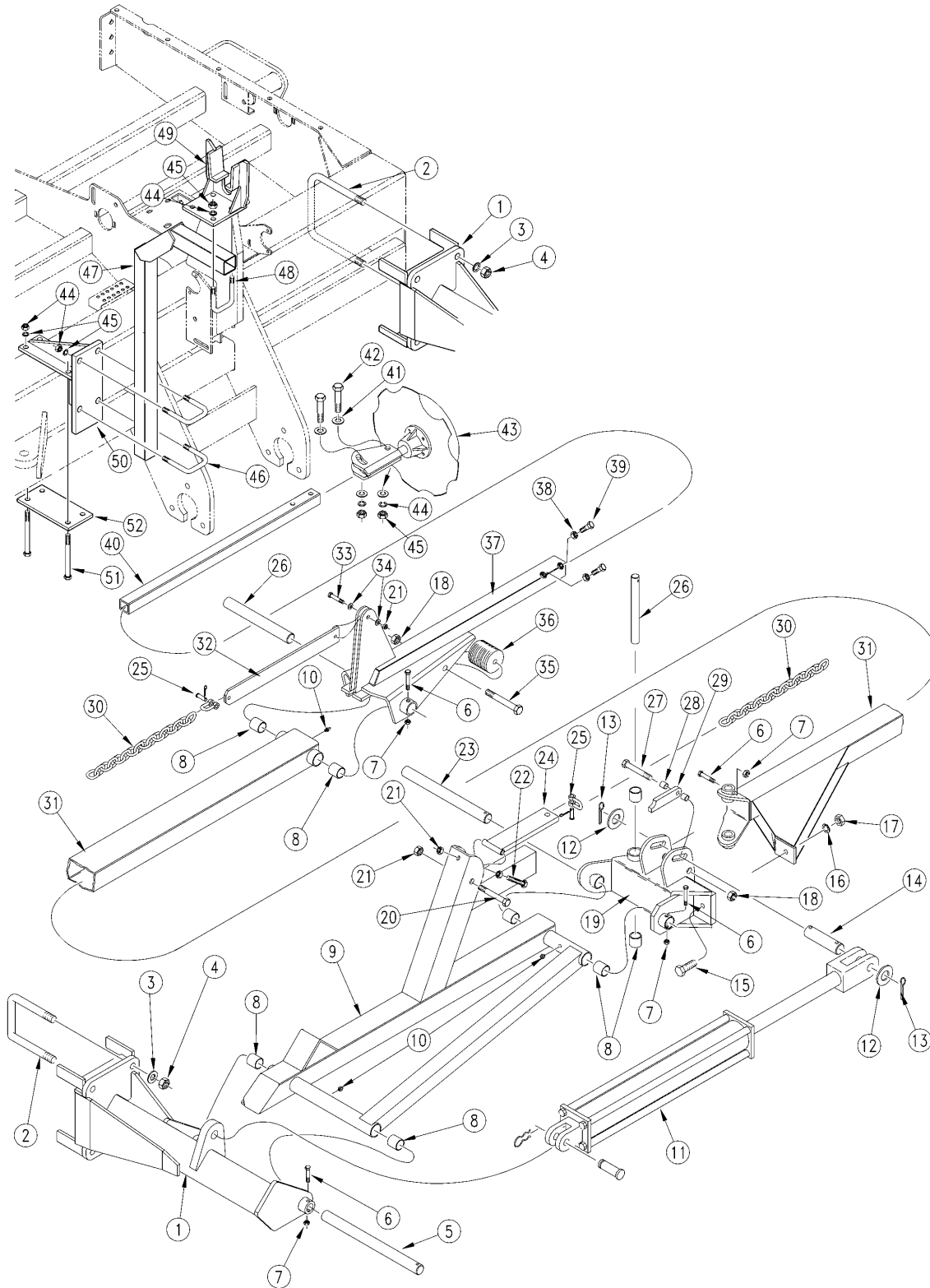
30' Drill Flat Fold Marker

(Applies to 2N-2410 (1995+), 2N-3010 (1995+) only)

Ref	Part No.	Part Description	Comments	Revision
	dwg13002	Image No.		
1.	113-381H	2SNT L.H. MARKER MOUNT WMNT		
1.	113-382H	2SNT R.H. MARKER MOUNT WMNT		
2.	806-037C	U-BOLT 3/4-10 X 8 1/16 X 9 1/2		
3.	804-023C	WASHER LOCK SPRING 3/4 PLT		
4.	803-027C	NUT HEX 3/4-10 PLT		
5.	113-312D	FIRST PIVOT SHAFT		
6.	802-115C	HHCS 5/16-18X2 GR5		
7.	803-011C	NUT LOCK 5/16-18 PLT		
8.	890-005C	BUSHING CYL 1 1/4 X 1 X 1		
9.	113-180H	LH FIRST SECTION		
9.	113-188H	RH FIRST SECTION		
10.	800-001C	GREASE ZERK STRAIGHT 1/4-28		
11.	810-118C	CYL 2.5X20X1.12 ROD (TIE)1 PIN	Refer to "Midway Hydraulic Cylinder (810-118C)" for breakdown.	
12.	804-029C	WASHER FLAT 1 SAE		
13.	805-058C	PIN COTTER 3/16 X 2		
14.	113-248D	PIN 1 OD X 4.41 USABLE		
15.	802-234C	HHCS 7/16-14X2 1/4 GR5		
16.	804-014C	WASHER LOCK 7/16 PLT		
17.	803-015C	NUT HEX 7/16-14 PLT		
18.	803-019C	NUT LOCK 1/2-13 PLT		
19.	113-350H	NO-TILL BREAKAWAY JOINT LH		
19.	113-351H	NO-TILL BREAKAWAY JOINT RH		
20.	802-168C	HHCS 3/8-16X3 1/4 GR5		
21.	803-013C	NUT LOCK 3/8-16 PLT		
22.	802-261C	HHCS 3/8-16X2 1/2 GR5 FTHD		
23.	113-313D	SECOND PIVOT SHAFT		
24.	113-200H	CHAIN BAR WELDMENT		
25.	890-178C	SCREW PIN ANCHOR SHACKLE		
26.	113-311D	HINGE PIN		
27.	802-201C	HHCS 1/2-13X4 3/4 GR5		
28.	113-325D	STOP BUSHING		
29.	113-324D	CYLINDER STOP		
30.	113-319D	CHAIN COIL 1/4 HIGH TEST 61 IN		
31.	113-341H	NO-TILL MARKER 30' 2ND SECTION		
32.	113-323D	CHAIN BAR		
33.	802-022C	HHCS 3/8-16X1 1/2 GR5		
34.	804-011C	WASHER FLAT 3/8 USS PLT		
35.	802-260C	HHCS 1/2-13X7 GR5		
36.	113-398D	RUBBER TUBE RD 3 OD X 5 LONG		
37.	113-343H	NO-TILL MARKER 30' 3RD SECTION		
38.	803-036C	NUT HEX JAM 1/2-13 PLT		
39.	801-013C	SCREW SET SQ HD 1/2-13X1 1/2G5		
40.	113-378D	NO-TILL 30' 4TH SECT TUBE		
41.	804-017C	WASHER FLAT 1/2 USS PLT		
42.	802-042C	HHCS 1/2-13X3 3/4 GR5		
43.	113-360S	NOTILL MRKR DSK & 4BLT HUB ASY	Refer to "Marker Disk And Bearings" for breakdown.	
44.	804-015C	WASHER LOCK SPRING 1/2 PLT		
45.	803-020C	NUT HEX 1/2-13 PLT		
46.	806-023C	U-BOLT 1/2-13 X 2 1/32 X 3 1/4		
47.	113-197H	MARKER CARRIER		
48.	806-005C	U-BOLT 1/2-13 X 2 X 3 GR 5		
49.	113-365H	NO-TILL SADDLE REST WELDMENT		
50.	113-316H	MARKER TRNSPT ARM MOUNT WLDMT		
51.	802-048C	HHCS 1/2-13X9 1/2 GR5		
52.	113-555D	MARKER MOUNT PLATE		

24' Drill Flat Fold Marker

(Applies to 2N-2410 (1995+), 2N-3010 (1995+) only)



13002

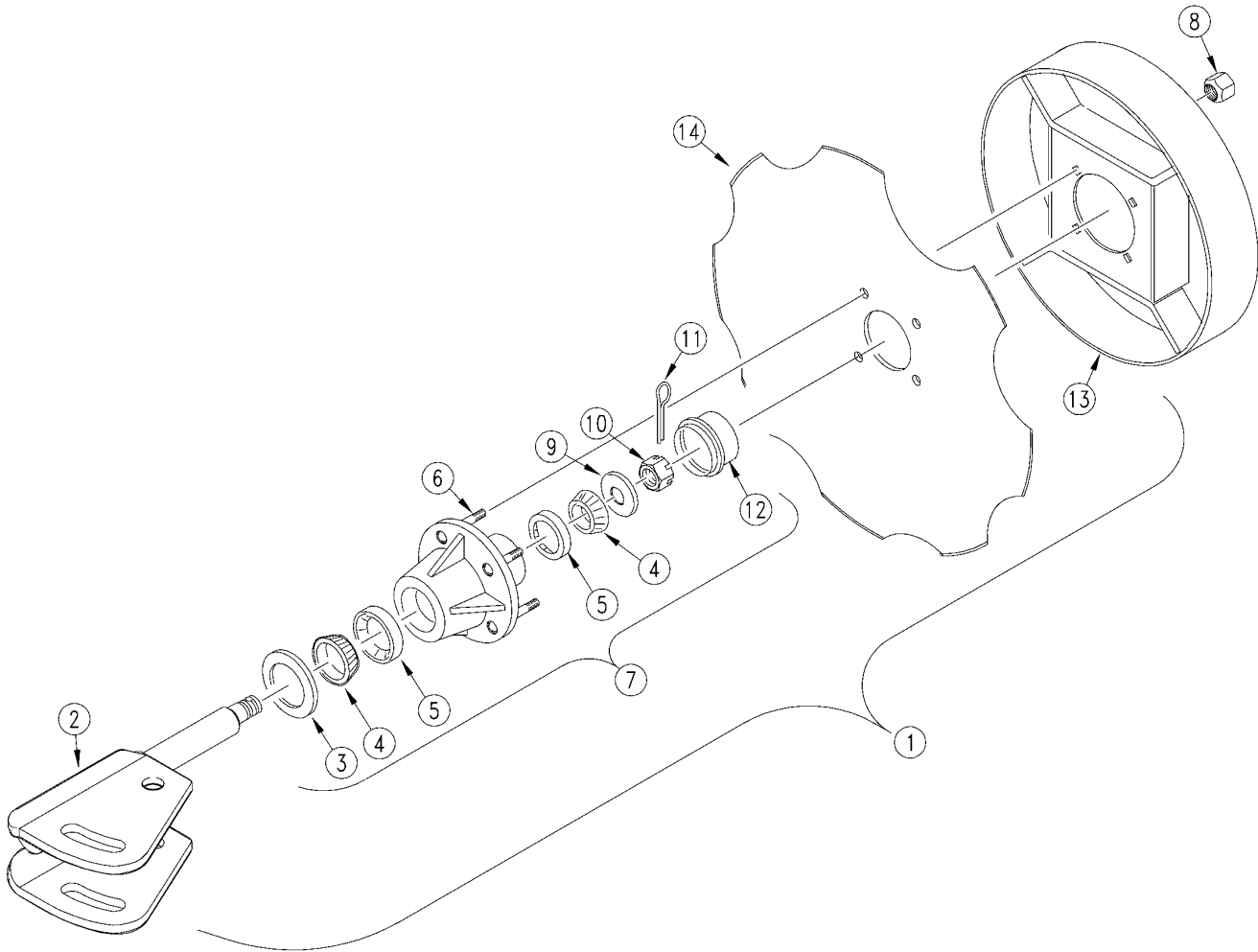
24' Drill Flat Fold Marker

(Applies to 2N-2410 (1995+), 2N-3010 (1995+) only)

Ref	Part No.	Part Description	Comments	Revision
	dwg13002	Image No.		
1.	113-381H	2SNT L.H. MARKER MOUNT WMNT		
1.	113-382H	2SNT R.H. MARKER MOUNT WMNT		
2.	806-037C	U-BOLT 3/4-10 X 8 1/16 X 9 1/2		
3.	804-023C	WASHER LOCK SPRING 3/4 PLT		
4.	803-027C	NUT HEX 3/4-10 PLT		
5.	113-312D	FIRST PIVOT SHAFT		
6.	802-115C	HHCS 5/16-18X2 GR5		
7.	803-011C	NUT LOCK 5/16-18 PLT		
8.	890-005C	BUSHING CYL 1 1/4 X 1 X 1		
9.	113-180H	LH FIRST SECTION		
9.	113-188H	RH FIRST SECTION		
10.	800-001C	GREASE ZERK STRAIGHT 1/4-28		
11.	810-118C	CYL 2.5X20X1.12 ROD (TIE)1 PIN	Refer to "Midway Hydraulic Cylinder (810-118C)" for breakdown.	
12.	804-029C	WASHER FLAT 1 SAE		
13.	805-058C	PIN COTTER 3/16 X 2		
14.	113-248D	PIN 1 OD X 4.41 USABLE		
15.	802-234C	HHCS 7/16-14X2 1/4 GR5		
16.	804-014C	WASHER LOCK 7/16 PLT		
17.	803-015C	NUT HEX 7/16-14 PLT		
18.	803-019C	NUT LOCK 1/2-13 PLT		
19.	113-350H	NO-TILL BREAKAWAY JOINT LH		
19.	113-351H	NO-TILL BREAKAWAY JOINT RH		
20.	802-168C	HHCS 3/8-16X3 1/4 GR5		
21.	803-013C	NUT LOCK 3/8-16 PLT		
22.	802-261C	HHCS 3/8-16X2 1/2 GR5 FTHD		
23.	113-313D	SECOND PIVOT SHAFT		
24.	113-200H	CHAIN BAR WELDMENT		
25.	890-178C	SCREW PIN ANCHOR SHACKLE		
26.	113-311D	HINGE PIN		
27.	802-201C	HHCS 1/2-13X4 3/4 GR5		
28.	113-325D	STOP BUSHING		
29.	113-324D	CYLINDER STOP		
30.	113-328D	CHAIN COIL 1/4 HIGH TEST 50 IN		
31.	113-342H	NO-TILL MARKER 24' 2ND SECTION		
32.	113-323D	CHAIN BAR		
33.	802-022C	HHCS 3/8-16X1 1/2 GR5		
34.	804-011C	WASHER FLAT 3/8 USS PLT		
35.	802-260C	HHCS 1/2-13X7 GR5		
36.	113-398D	RUBBER TUBE RD 3 OD X 5 LONG		
37.	113-344H	NO-TILL MARKER 24' 3RD SECTION		
38.	803-036C	NUT HEX JAM 1/2-13 PLT		
39.	801-013C	SCREW SET SQ HD 1/2-13X1 1/2G5		
40.	113-379D	NO-TILL 24' 4TH SECT TUBE		
41.	804-017C	WASHER FLAT 1/2 USS PLT		
42.	802-041C	HHCS 1/2-13X3 1/2 GR5		
43.	113-360S	NOTILL MRKR DSK & 4BLT HUB ASY	Refer to "Marker Disk And Bearings" for breakdown.	
44.	804-015C	WASHER LOCK SPRING 1/2 PLT		
45.	803-020C	NUT HEX 1/2-13 PLT		
46.	806-023C	U-BOLT 1/2-13 X 2 1/32 X 3 1/4		
47.	113-197H	MARKER CARRIER		
48.	806-005C	U-BOLT 1/2-13 X 2 X 3 GR 5		
49.	113-365H	NO-TILL SADDLE REST WELDMENT		
50.	113-316H	MARKER TRNSPT ARM MOUNT WLDMT		
51.	802-048C	HHCS 1/2-13X9 1/2 GR5		
52.	113-555D	MARKER MOUNT PLATE		

Marker Disk and Bearings

(Applies to 2N-2410 (1995+), 2N-3010 (1995+) only)



11156

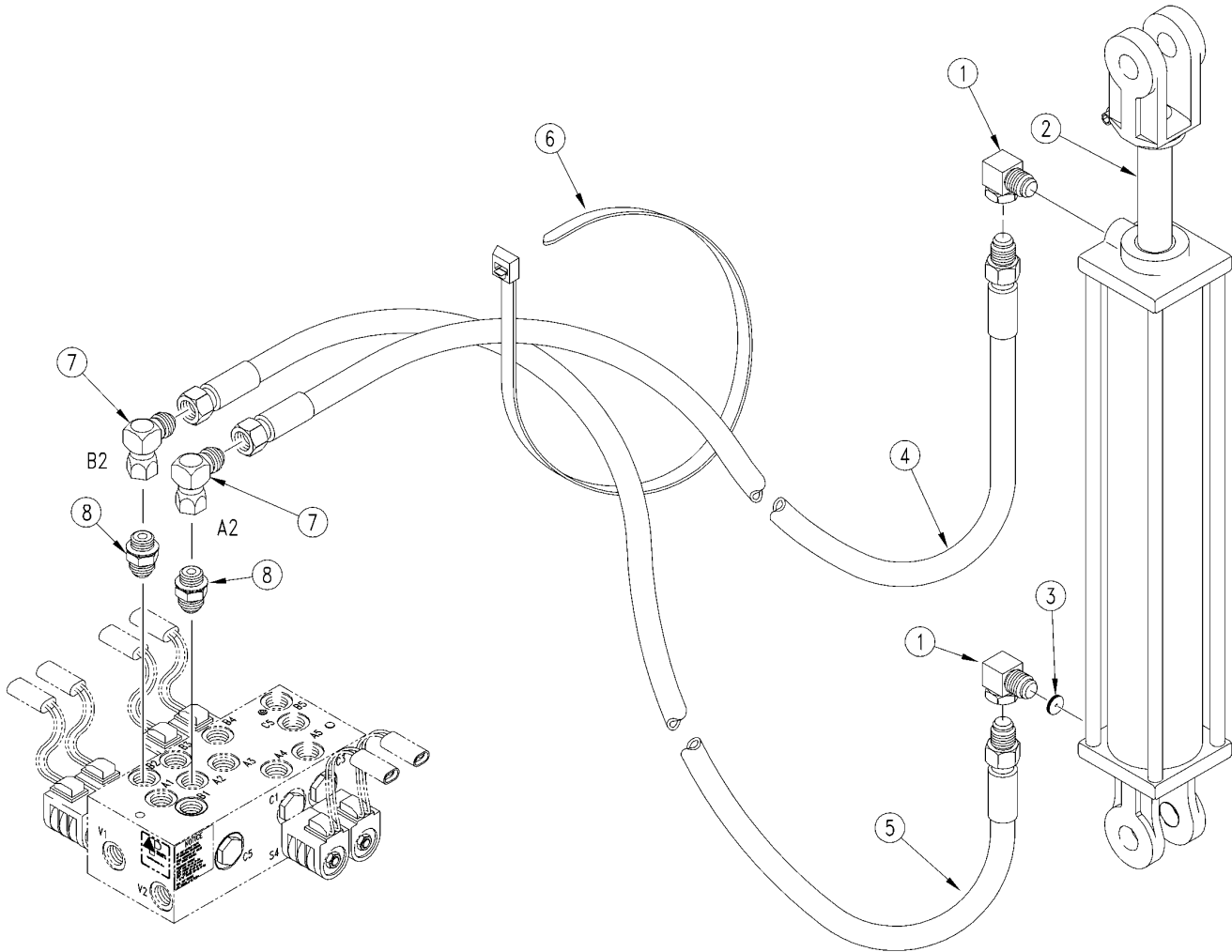
Marker Disk and Bearings

(Applies to 2N-2410 (1995+), 2N-3010 (1995+) only)

Ref	Part No.	Part Description	Comments	Revision
	dwg11156	Image No.		
1.	113-360S	NOTILL MRKR DSK & 4BLT HUB ASY	Includes items 2 through 14	
2.	113-345H	NO-TILL MARKER DISK SPINDLE WM		
3.	816-014C	TINE GAUGE WHEEL HUB SEAL		
4.	822-030C	BRG CONE 1.00ID L44643		
5.	822-080C	BRG CUP 1.98OD L44610		
6.	BO-47	NEILSON STUD 1/2-20UNFX1 13/16	Includes items 3 through 6 & 9 through 12	
7.	815-001C	TINE GW HUB		
8.	803-159C	NUT LUG 1/2-20X60DEG PLT(.75AF		
9.	804-025C	WASHER FLAT 3/4 SAE PLT		
10.	803-053C	NUT HEX SLOTTED 3/4-16		
11.	805-045C	PIN COTTER 5/32 X 1 1/4 LG		
12.	890-068C	RPBY 890-614C		
13.	113-346H	DEPTH BAND 12 4-BOLT		
14.	820-094C	16 4-BOLT NOTCHED MARKER DISK		

Single Marker Hydraulics

(Applies to 2N-2410 (1995+), 2N-3010 (1995+) only)



13003

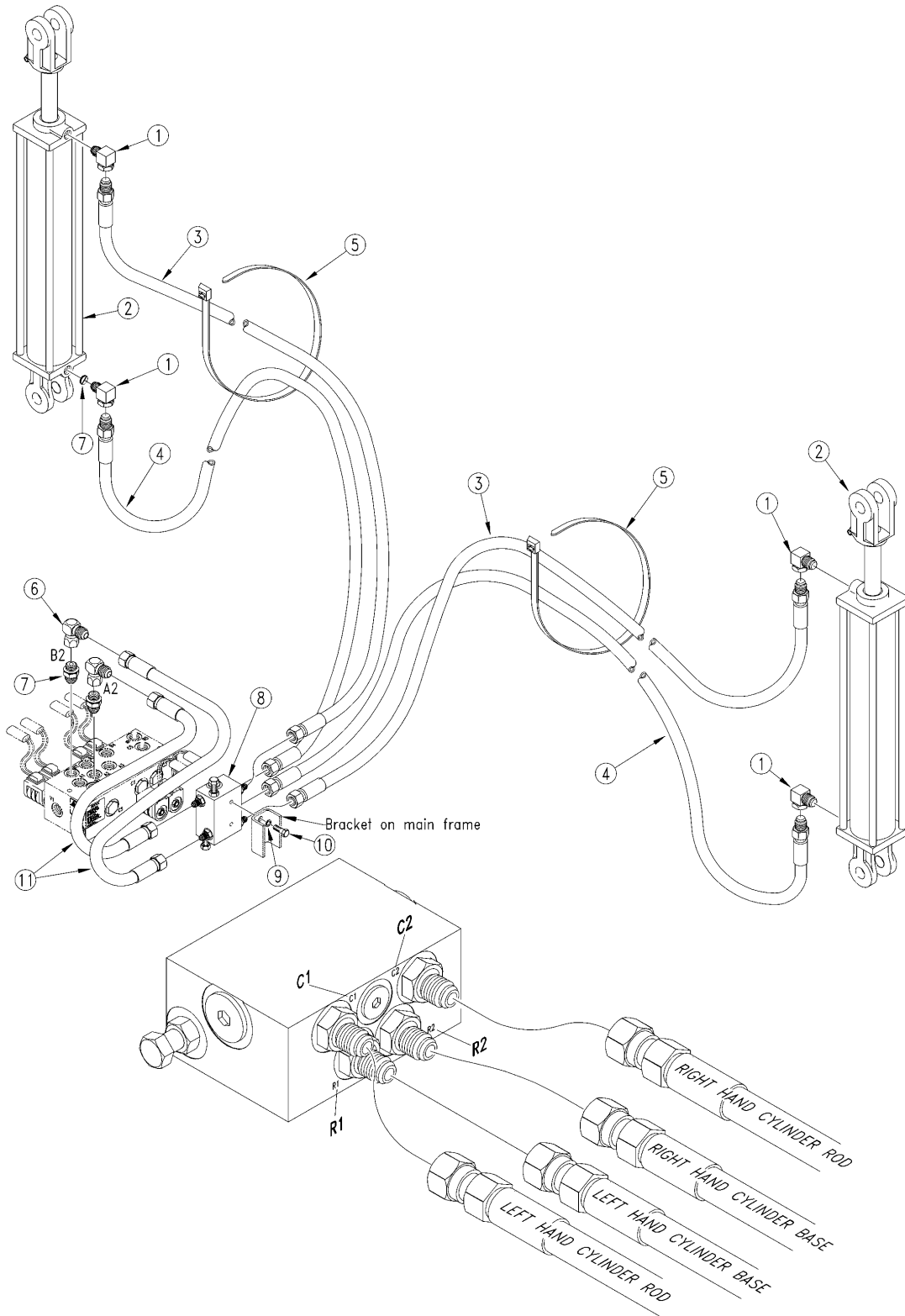
Single Marker Hydraulics

(Applies to 2N-2410 (1995+), 2N-3010 (1995+) only)

Ref	Part No.	Part Description	Comments	Revision
	dwg13003	Image No.		
1.	811-281C	EL 3/8FNPT 9/16MORB		
2.	810-118C	CYL 2.5X20X1.12 ROD (TIE)1 PIN		
3.	811-347C	ORPL 1/16 9/16MORB		
4.	811-014C	HH1/4R1 288 9/16 FJIC 3/8MNPT		
4.	811-035C	HH1/4R1 252 9/16FJIC 3/8MNPT		
5.	811-451C	HH1/4R1 212 3/8MNPT 9/16FJIC		
5.	811-035C	HH1/4R1 252 9/16FJIC 3/8MNPT		
6.	800-082C	CABLE TIE .31X21.5 6DIA 120LB		
7.	811-169C	EL 9/16MJIC 9/16FJIC		
8.	811-133C	AD 9/16MJIC 3/4MORB		

Dual Marker Hydraulics

(Applies to 2N-2410 (1995+), 2N-3010 (1995+) only)



14682

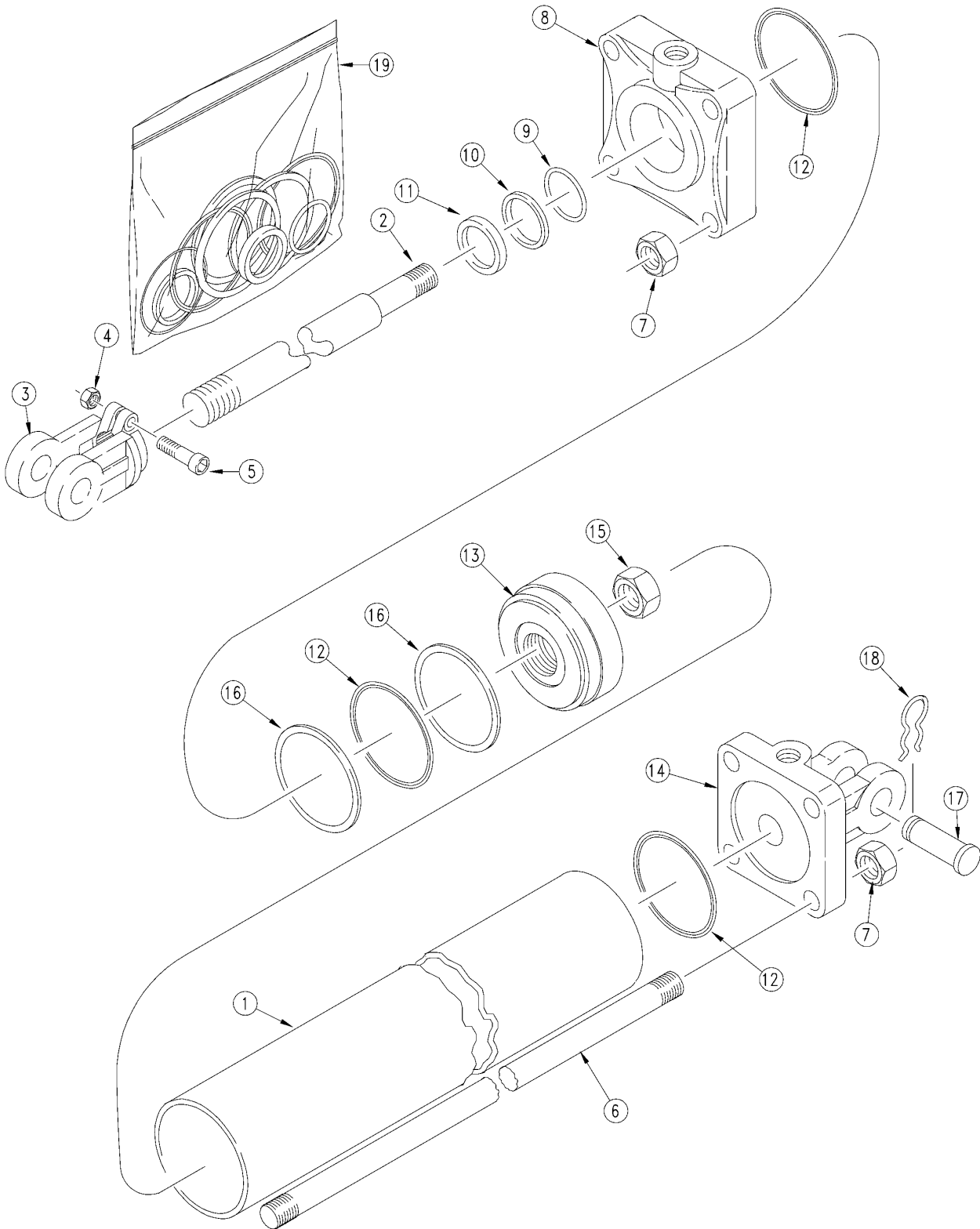
Dual Marker Hydraulics

(Applies to 2N-2410 (1995+), 2N-3010 (1995+) only)

Ref	Part No.	Part Description	Comments	Revision
	dwg14682	Image No.		
1.	811-281C	EL 3/8FNPT 9/16MORB		
2.	810-118C	CYL 2.5X20X1.12 ROD (TIE)1 PIN		
3.	811-014C	HH1/4R1 288 9/16 FJIC 3/8MNPT		
3.	811-035C	HH1/4R1 252 9/16FJIC 3/8MNPT		
4.	811-451C	HH1/4R1 212 3/8MNPT 9/16FJIC		
4.	811-035C	HH1/4R1 252 9/16FJIC 3/8MNPT		
5.	800-082C	CABLE TIE .31X21.5 6DIA 120LB		
6.	811-169C	EL 9/16MJIC 9/16FJIC		
7.	811-347C	ORPL 1/16 9/16MORB		
8.	810-197C	VALVE,SEQUENCE SHOEMAKER		
9.	804-013C	WASHER LOCK SPRING 3/8 PLT		
10.	802-417C	HHCS 3/8-16X7/8 GR5		
11.	811-332C	OREL 1/32 9/16MJIC 3/8MNPT		

Midway Hydraulic Cylinder (810-118C)

(Applies to 2N-2410 (1995+), 2N-3010 (1995+) only)



11188

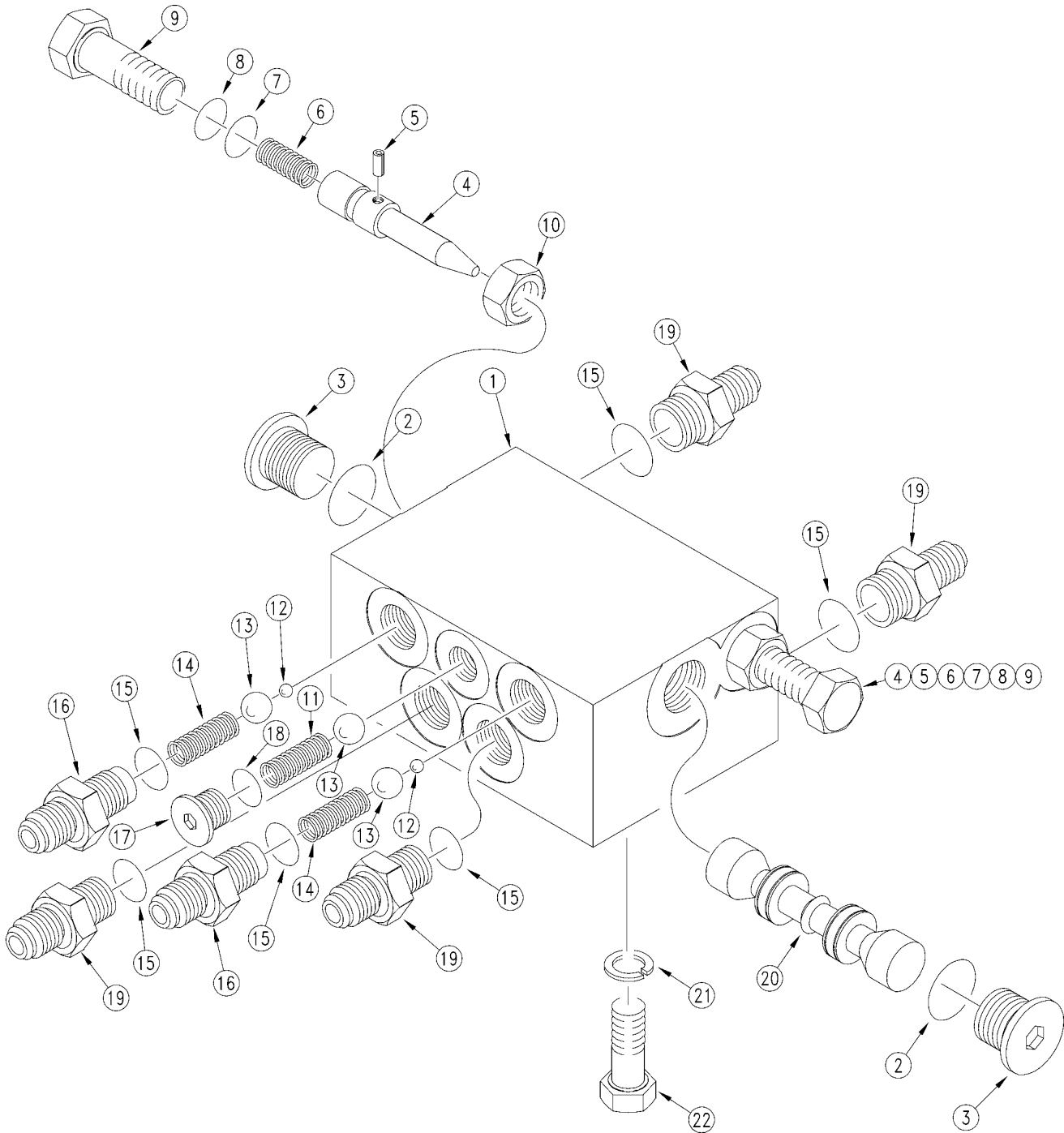
Midway Hydraulic Cylinder (810-118C)

(Applies to 2N-2410 (1995+), 2N-3010 (1995+) only)

Ref	Part No.	Part Description	Comments	Revision
	dwg11188	Image No.		
1.	5M3128	MW TUBE 2-1/2 X 20 CYLINDER		
2.	2M3326	MW ROD		
3.	1M6006	MW ROD CLEVIS		
4.	2A0012	RPBY 803-234C		
5.	802-023C	HHCS 3/8-16X1 3/4 GR5		
6.	7M3328	MIDWAY TIE ROD		
7.	2A0012	RPBY 803-234C		
8.	3R3310	MW HEAD		
9.		O-RING ROD	Only available in item 19	
10.		BACKUP ROD	Only available in item 19	
11.		ROD WIPER	Only available in item 19	
12.		O-RING PISTON	Only available in item 19	
13.	4M3102	RPBY 4M3108		
14.	6R0152	BASE MIDWAY		
15.	2A0022	RPBY 803-114C		
16.		BACKUP PISTON	Only available in item 19	
17.	2A0208	RPBY 805-124C		
18.	2A0132	MW PIN CLIP		
19.	810-210C	SEAL KIT MW 2.5 CYL 3A3102		

Marker Sequence Valve (810-197C)

(Applies to 2N-2410 (1995+), 2N-3010 (1995+) only)



13992

Marker Sequence Valve (810-197C)

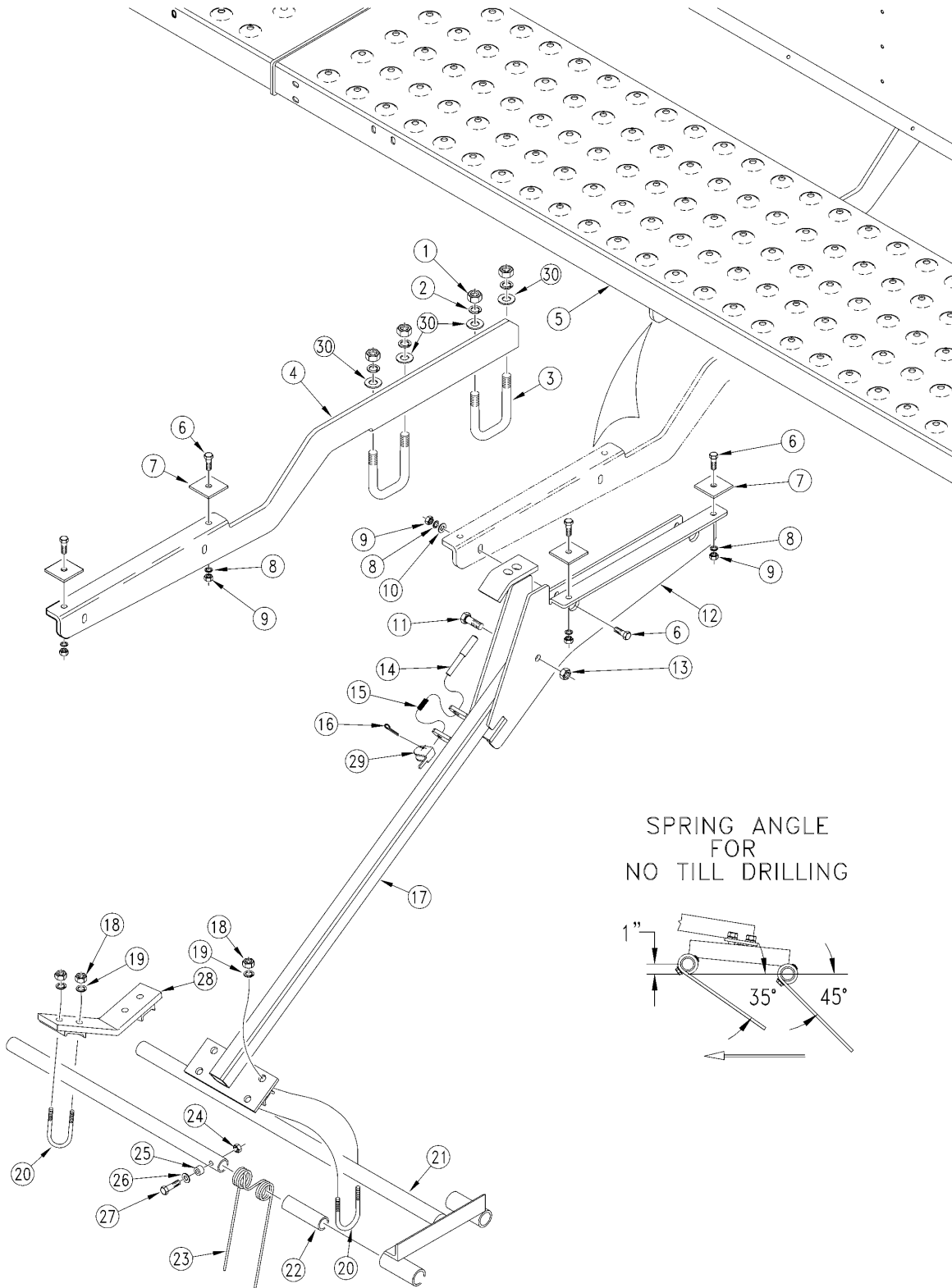
(Applies to 2N-2410 (1995+), 2N-3010 (1995+) only)

Ref	Part No.	Part Description	Comments	Revision
	dwg13992	Image No.		
1.	3089	SHOEMAKER BODY MKR SEQ VALVE		
2.	1088-908	SHOEMAKER O-RING		
3.	1132-08	SHOEMAKER PLUG, HEX SOCKET		
4.	1179	SHOEMAKER NEEDLE, FLOW CONTROL		
5.	1217	SHOEMAKER .125 SPRING PIN		
6.	1211	SHOEMAKER SPRING COMPRESSION		
7.	1088-011	RPBY 1100-011		
8.	1089-011	RPBY SEAL KIT		
9.	1180	SHOEMAKER SCREW, FLOW CON.ADJ.		
10.	1218	SHOEMAKER HEX, JAM NUT Z PLTD.		
11.	1099	RPBY SEAL KIT		
12.	1087-250	RPBY SEAL KIT		
13.	1087-437	RPBY SEAL KIT		
14.	1042	RPBY SEAL KIT		
15.	1088-906	SHOEMAKER O-RING		
16.	1182	SHOEMAKER FITTING PORT ADPT.		
17.	1132-05	SHOEMAKER HEX, SKT O-RING PLUG		
18.	1088-905	SHOEMAKER O-RING		
19.	1092-6	RPBY 1092-6-6		
20.	2153	SHOEMAKER SPOOL, MKR SEQ. .055		
21.	804-013C	WASHER LOCK SPRING 3/8 PLT		
22.	802-014C	HHCS 3/8-16X3/4 GR5		

Table of Contents Part Number Index

Harrow

(Applies to 2N-2410 (1995+), 2N-3010 (1995+) only)



13029

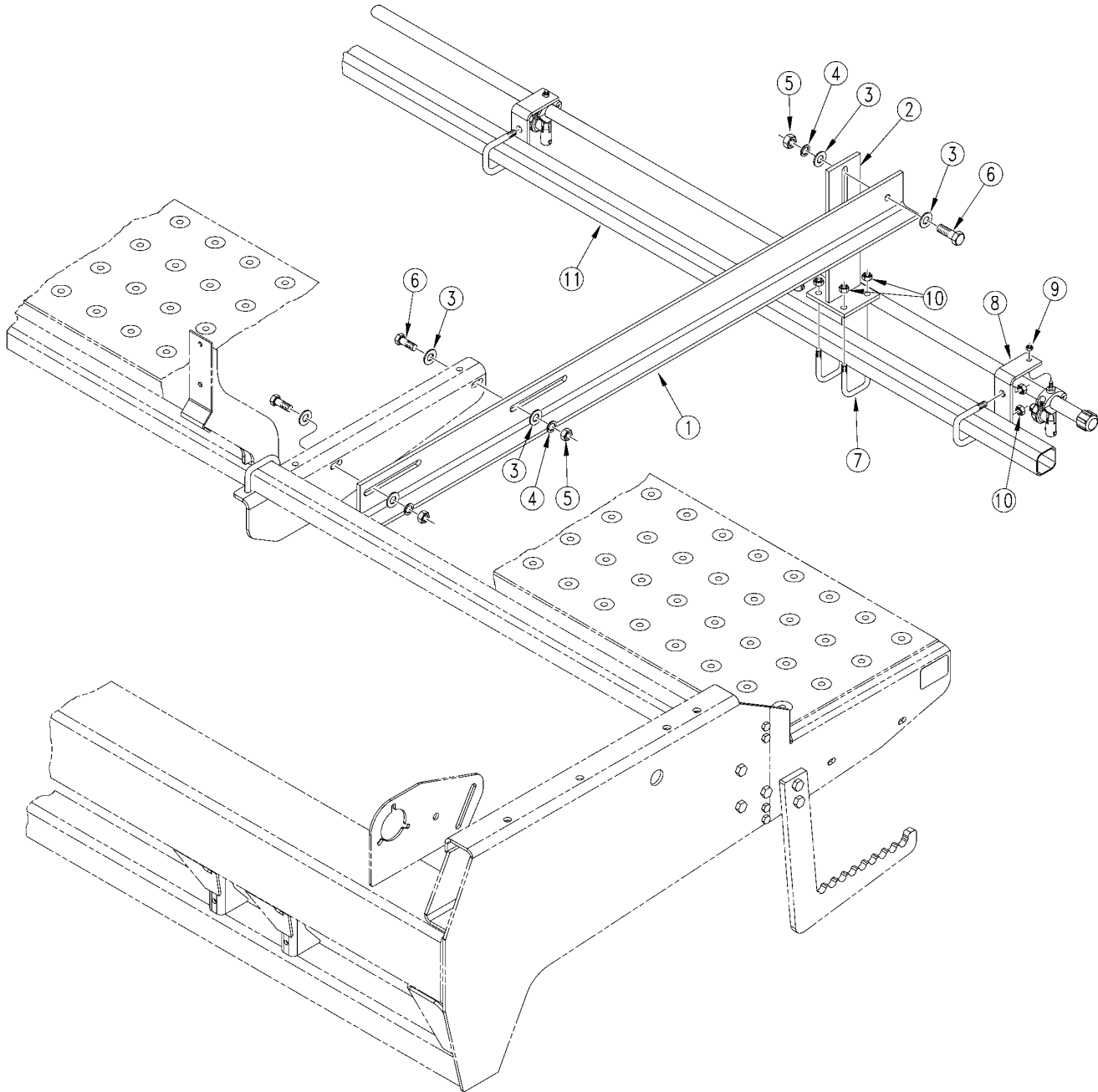
Harrow

(Applies to 2N-2410 (1995+), 2N-3010 (1995+) only)

Ref	Part No.	Part Description	Comments	Revision
	dwg13029	Image No.		
1.	803-021C	NUT HEX 5/8-11 PLT		
2.	804-022C	WASHER LOCK SPRING 5/8 PLT		
3.	806-113C	U-BOLT 5/8-11 X 2 1/32 X 4 3/8		
4.	119-208D	2SNT WALKBOARD SUPPORT		
5.	119-251H	30' WALKBOARD WELDMENT		
5.	119-252H	24' WALKBOARD WELDMENT		
6.	802-079C	HHCS 3/8-16X1 1/4 GR5		
7.	119-032D	3-PT STEP RETAINER		
8.	804-013C	WASHER LOCK SPRING 3/8 PLT		
9.	803-014C	NUT HEX 3/8-16 PLT		
10.	804-012C	WASHER FLAT 3/8 SAE PLT		
11.	802-226C	HHCS 1/2-13X2 3/4 GR5		
12.	116-125H	HARROW BRACKET WELDMENT LH		
12.	116-126H	HARROW BRACKET WELDMENT RH		
13.	803-147C	NUT HEX NYLOCK 1/2-13		
14.	113-164D	MARKER LOCK PIN		
15.	807-031C	MARKER LOCK SPRING		
16.	805-045C	PIN COTTER 5/32 X 1 1/4 LG		
17.	116-127H	HANGER ARM WELDMENT LH		
17.	116-128H	HANGER ARM WELDMENT RH		
18.	803-020C	NUT HEX 1/2-13 PLT		
19.	804-015C	WASHER LOCK SPRING 1/2 PLT		
20.	806-046C	U-BOLT 1/2-13 X 1 3/8X2 3/4 LG		
21.	116-064H	20' FRAME WELDMENT		
21.	116-065H	15' FRAME WELDMENT		
22.	116-116D	14' TINE TUBE		
22.	116-114D	15' TINE TUBE		
22.	116-176D	24' 2SNT HARROW TINE TUBE-134		
22.	116-186D	24' 2SNT HARROW TINE TUBE-142		
23.	807-079C	SPRING HARROW DBL TORSION 11		
24.	803-084C	NUT HEX NYLOCK 5/16-18 PLT		
25.	113-271D	SHEAR BUSHING 5/8X.357		
26.	804-010C	WASHER FLAT 5/16 USS PLT		
27.	802-138C	HHCS 5/16-18X2 1/4 GR5		
28.	116-062H	CENTER BRACE WELDMENT		
29.	116-183D	HARROW LOCKUP HANDLE		
30.	804-021C	WASHER FLAT 5/8 SAE PLT		

Drill Boom Mounting

(Applies to 2N-2410 (1995+), 2N-3010 (1995+) only)



18177

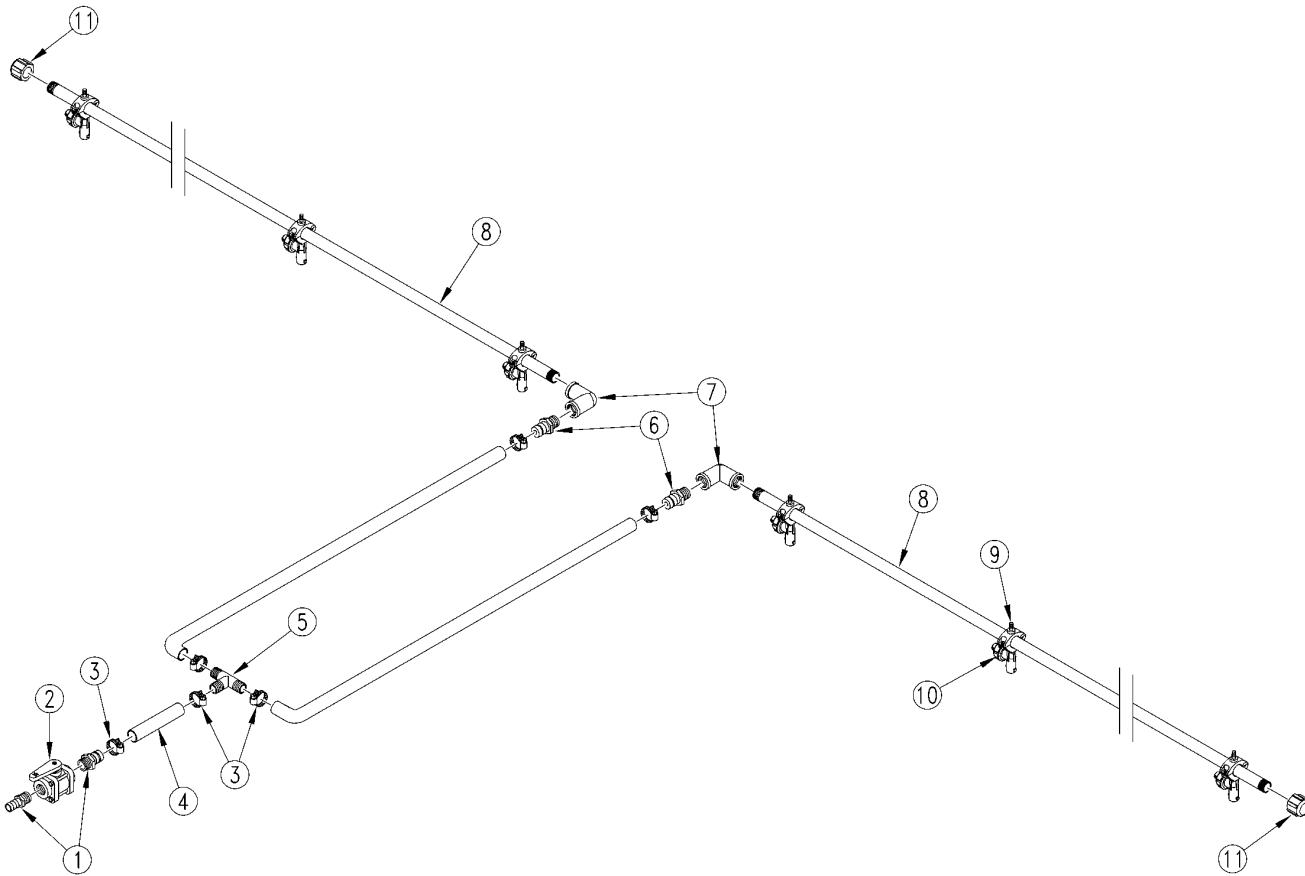
Drill Boom Mounting

(Applies to 2N-2410 (1995+), 2N-3010 (1995+) only)

Ref	Part No.	Part Description	Comments	Revision
	dwg18177	Image No.		
1.	116-222D	HANGER MOUNT		
2.	116-193H	2SNT HANGER WELDMENT		
2.	116-197H	3PT HANGER WELDMENT		
3.	804-011C	WASHER FLAT 3/8 USS PLT		
4.	804-013C	WASHER LOCK SPRING 3/8 PLT		
5.	803-014C	NUT HEX 3/8-16 PLT		
6.	802-079C	HHCS 3/8-16X1 1/4 GR5		
7.	806-107C	U-BOLT 5/16-18 X 1 17/32X2 1/8		
8.	116-214D	NOZZLE BRACKET		
9.	803-187C	NUT HEX WHIZ 1/4-20 18-8 SS		
10.	803-199C	NUT HEX FLANGE 5/16-18 PLT		
11.	116-213D	30' BOOM MOUNT TUBE	For 2N3010	
11.	116-219D	24' LH BOOM MOUNT TUBE	For 2N2410 left hand	
11.	116-220D	24' RH BOOM MOUNT TUBE	For 2N2410 right hand	

Drill Boom Plumbing

(Applies to 2N-2410 (1995+), 2N-3010 (1995+) only)



18176

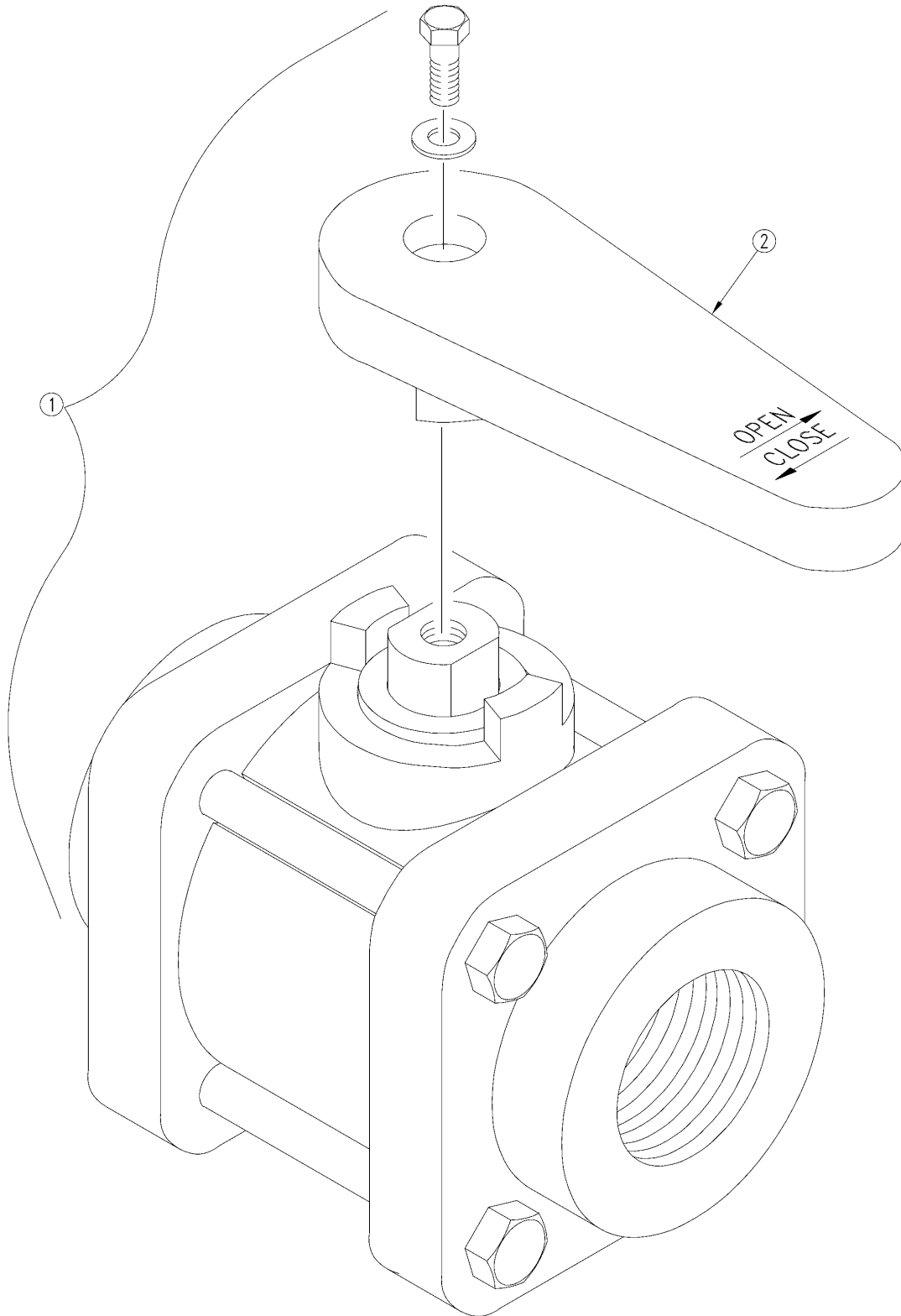
Drill Boom Plumbing

(Applies to 2N-2410 (1995+), 2N-3010 (1995+) only)

Ref	Part No.	Part Description	Comments	Revision
	dwg18176	Image No.		
1.	830-087C	AD 1MNPT X 1HB POLYPROP		
2.	829-011C	VALVE - 1FNPT BALL POLYPROP	Refer to Ball Valve for breakdown	
3.	800-127C	CLAMP WRM DRV #12 SS(.56-1.25)		
4.	990-082R	HOSE 1 ID 200PSI EPDM		
5.	830-013C	TEE 1HB POLYPROP		
6.	830-085C	AD 3/4MNPT X 1HB POLYPROP		
7.	830-034C	EL 3/4FNPT POLYPROP		
8.	116-216D	166 WET BOOM TUBE	For 2N3010	
8.	116-217D	126 WET BOOM TUBE	For 2N2410 left hand	
8.	116-218D	146 WET BOOM TUBE	For 2N3010 right hand	
9.	802-012C	HHCS 5/16-18X1 1/2 GR5		
10.	829-089C	NOZZLE BODY 3/4 WET BOOM CLAMP	Refer to Spraying Systems Check Valve (829-089C)	
11.	830-061C	CA 3/4FNPT POLYPROP		

Ball Valve

(Applies to 2N-2410 (1995+), 2N-3010 (1995+) only)



14407

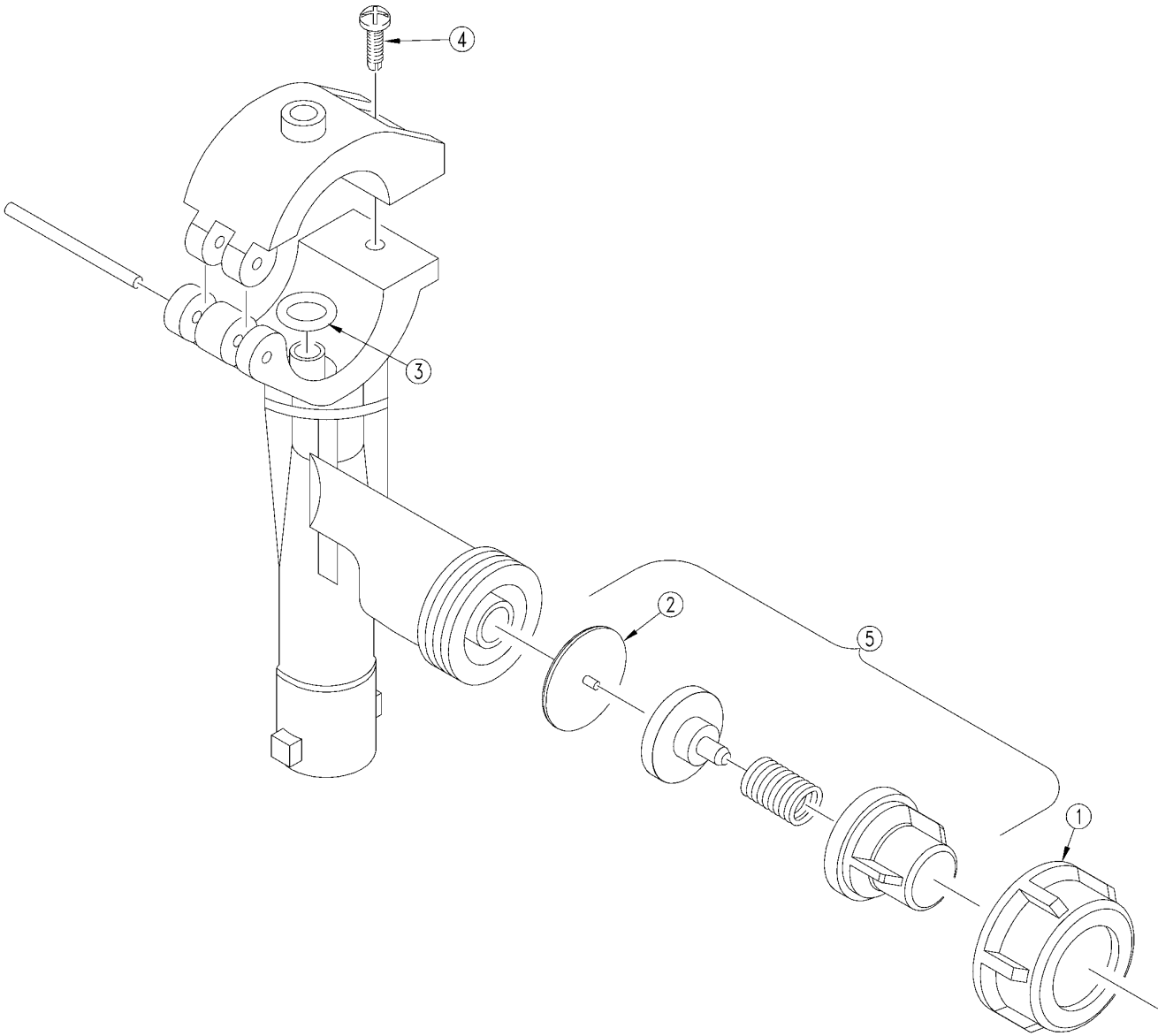
Ball Valve

(Applies to 2N-2410 (1995+), 2N-3010 (1995+) only)

Ref	Part No.	Part Description	Comments	Revision
	dwg14407	Image No.		
1.	829-011C	VALVE - 1FNPT BALL POLYPROP		
2.	V-07153	BANJO VALVE HANDLE 1/2-1		

Spraying Systems Check Valve (829-089C)

(Applies to 2N-2410 (1995+), 2N-3010 (1995+) only)



16714

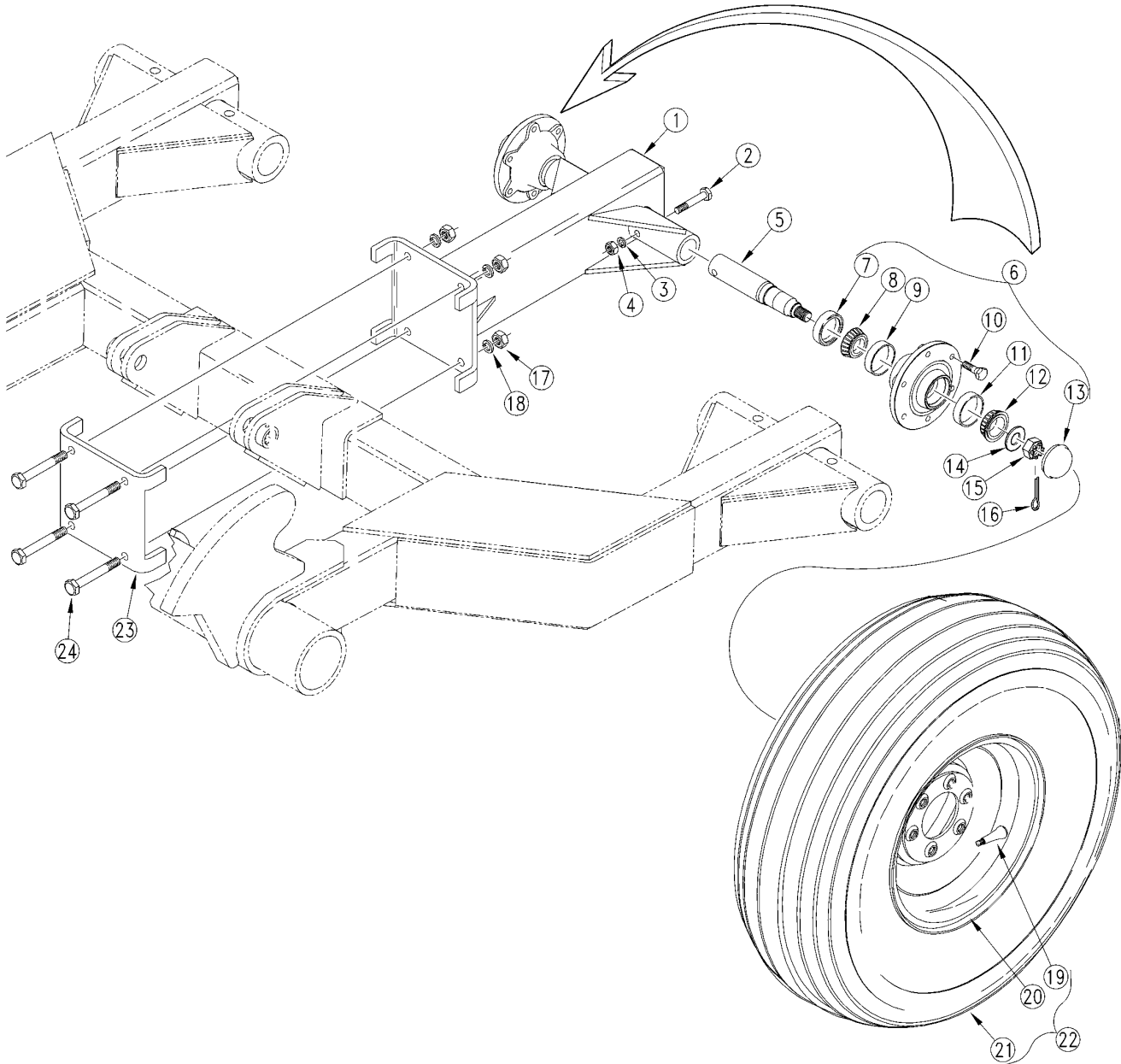
Spraying Systems Check Valve (829-089C)

(Applies to 2N-2410 (1995+), 2N-3010 (1995+) only)

Ref	Part No.	Part Description	Comments	Revision
	dwg16714	Image No.		
1.	20030	PRECISION CHECK VALVE FLY NUT		
2.	5865.036	PRECISION VITON DIAPHRAGM CHK		
3.	400020.03	O-RING		
4.	V2B25F	SELF THREADING SCREW SS		
5.	5860.13	PRECISION RED NOZZLE CHK VALVE		

Auxiliary Axle

(Applies to 2N-2410 (1995+), 2N-3010 (1995+) only)



16094

Auxiliary Axle

(Applies to 2N-2410 (1995+), 2N-3010 (1995+) only)

Ref	Part No.	Part Description	Comments	Revision
	dwg16094	Image No.		
1.	196-200H	2SNT AUXILIARY AXLE 1997		2nd Revision, revision 2 is not interchangeable w/revision 1
1.	196-175H	2SNT AUXILIARY AXLE		1st Revision
2.	802-099C	HHCS 1/2-13X3 1/4 GR5		
3.	804-015C	WASHER LOCK SPRING 1/2 PLT		
4.	803-020C	NUT HEX 1/2-13 PLT		
5.	196-374D	AUXILIARY AXLE SPINDLE		
6.	815-077C	HUB 6 BOLT 4 5/8 PILOT 3600 LB		2nd Revision, revision 2 is not interchangeable w/revision 1
6.	200-001S	RPBY 815-077C & (6)802-104C		1st Revision
7.	816-011C	SEAL 2.56X1.625X.438 CR16289		
8.	822-018C	BRG CONE 1.50ID LM-29749		
9.	822-019C	BRG CUP LM-29710		
10.	802-104C	BOLT WHEEL 1/2-20X1 90-DEG		
11.	822-020C	BEARING CUP LM-67010		
12.	822-021C	BEARING CONE LM-67048		
13.	200-001D	HUB GREASE CAP		
14.	804-055C	WASHER SPINDLE - 7/8		
15.	803-029C	NUT HEX SLOTTED 7/8-14 PLT		
16.	805-016C	PIN COTTER 3/16 X 1 1/4 PLT		
17.	803-021C	NUT HEX 5/8-11 PLT		
18.	804-022C	WASHER LOCK SPRING 5/8 PLT		
19.	814-015C	TUBE 9.5LX15-8 PLY W/CAL STEM		
20.	814-008C	WHEEL 8 X 15 X 6 BOLT		
21.	814-009C	TIRE 9.5L X 15-12 PLY-TUBELESS		
22.	102-005K	PVT PL HITCH TRNSP WHL&TIRE		
23.	196-373D	AUXILIARY AXLE MOUNT-TOP		
24.	802-356C	HHCS 5/8-11X8 1/2 GR5		2nd Revision, revision 2 is not interchangeable w/revision 1
24.	802-335C	HHCS 5/8-11X6 1/2 GR5		1st Revision



Part Number Index

The Part Number Index is a numeric index of all part numbers included in this manual. The index shows what page(s) the part is used on.

Part Number	Page	Part Number	Page	Part Number	Page	Part Number	Page
063-0159-825	59	116-037H	11	118-493D	41	123-400D	63
063-0171-101	59	116-038H	11	118-494D	41	123-401D	63
10-50057	15	116-042H	11	118-498D	33	123-402D	63
10-50058	15	116-055D	11	118-499D	41	123-410D	63
10-70020	15	116-061H	11	118-500D	41	123-436D	63
10-80012	15	116-062D	11	118-501D	95	123-471H	43
10-80028	15	116-062H	219	118-508D	51	123-472H	43
10-80054	15	116-064D	11	1180	217	123-473H	63
10-80147	15	116-064H	219	1182	217	123-474H	101
102-005K	229	116-065D	11	119-032D	29, 219	123-476H	63
1042	217	116-065H	219	119-153D	29	123-525D	95, 99
106399	35	116-065K	9	119-154D	29	123-526D	95, 99
107-110D	111	116-066D	11	119-190D	29, 45, 47	123-527D	99
107-111D	111, 115	116-068D	11	119-208D	29, 219	123-529D	97
107-112D	111	116-069D	11	119-211D	29	123-533D	97
107-113D	111, 115	116-114D	219	119-230H	29	123-534D	97
107-130S	111	116-116D	219	119-231H	29	123-939H	119
107-133S	111, 115	116-125H	219	119-251H	29, 219	133-001H	43
107-134A	115	116-126H	219	119-252H	29, 219	133-002H	43
1087-250	217	116-127H	219	119-253H	29	133-003H	43
1087-437	217	116-128H	219	120-198D	71, 73, 75	133-004H	43
1088-011	217	116-176D	219	120-212H	69, 71, 73, 75	133-005H	43
1088-905	217	116-182D	59	120-237D	91	133-006H	45, 47
1088-906	217	116-183D	219	12010973	143	133-007H	45, 47
1088-908	217	116-186D	219	121-164D	112, 115	133-008H	45, 97
1089-011	217	116-193H	221	1211	217	133-013D	45, 47
109-025H	49	116-197H	221	1217	217	133-016D	45, 47
109-031D	97	116-213D	221	1218	217	133-017D	45, 47
109-069D	49	116-214D	221	122-001D	129	133-020D	99
109-091D	49, 53, 55, 57	116-216D	223	122-002D	133	133-030H	47, 97
1092-6	217	116-217D	223	122-041D	125, 127	133-065D	119
1099	217	116-218D	223	122-055S	161	133-143D	95, 99
113-164D	219	116-219D	221	122-065D	161	133-144D	95, 99
113-180H	205, 207	116-220D	221	122-110D	125, 127	133-419S	95, 99
113-188H	205, 207	116-222D	221	122-111D	129	133-420S	95, 99
113-197H	205, 207	1179	217	122-114D	133	136-016D	95
113-200H	205, 207	118-226S	51	122-115D	129, 133	136-108D	99
113-248D	205, 207	118-336D	51	122-115S	133	136-112D	69, 71, 73, 75, 85
113-271D	219	118-340D	53, 55, 57	122-116S	129	136-116D	69, 71, 73, 75
113-311D	205, 207	118-341D	51	122-117S	125, 127	136-122D	65, 67
113-312D	205, 207	118-346D	53, 55, 57	122-120D	117	136-136D	95
113-313D	205, 207	118-353D	55, 57	122-124D	129	136-140D	95, 99
113-316H	205, 207	118-356D	55, 57	122-125D	125	149-006D	105
113-319D	205	118-372D	53, 57	122-136S	137	149-021D	105, 107
113-323D	205, 207	118-403D	29	122-151D	117	149-059D	105, 107
113-324D	205, 207	118-443H	49	122-158D	133	149-181E	105
113-325D	205, 207	118-444H	49	122-173H	117	149-537D	105, 107
113-328D	207	118-453D	51	122-188H	125, 129, 133	149-549D	123
113-341H	205	118-454D	51	122-189V	133	149-550D	123
113-342H	207	118-464D	53	122-190V	133	149-558D	105, 107
113-343H	205	118-465D	53	122-191V	129	149-559D	105, 107
113-344H	207	118-466D	53, 55, 57	122-192V	129	149-928E	105
113-345H	209	118-467D	53, 55	122-198V	125, 127	152-040D	53, 57
113-346H	209	118-468D	53, 55, 57	122-201S	117	152-074S	85
113-350H	205, 207	118-469D	53, 55	122-202S	125, 127, 129,	152-091H	85
113-351H	205, 207	118-470D	53, 57		131, 133, 135,	152-109D	85
113-360S	205, 207, 209	118-471D	53		137	152-133H	69
113-365H	205, 207	118-472D	57	122-231A	117	152-134H	85
113-370D	9	118-474D	53	122-233A	133	152-179H	161
113-378D	205	118-474H	33	122-242S	112, 115	152-190H	71, 73, 85
113-379D	207	118-475D	53	123-004D	65, 67, 69, 71,	152-191A	71, 73
113-381H	205, 207	118-476D	55		73, 75	152-259D	81, 83
113-382H	205, 207	118-477D	55	123-050H	63	152-260D	81
113-398D	205, 207	118-478D	57	123-113D	63	152-262D	69, 71
113-555D	205, 207	118-479D	57	123-116D	63	152-263D	85
1132-05	217	118-480D	55	123-118D	43	152-265D	81
1132-08	217	118-481D	55	123-190D	63	152-266D	69, 71
115-0159-661	59	118-482D	57	123-306D	121	152-267D	69
116-019D	61	118-483D	57	123-385D	97	152-268D	69
116-020D	61	118-484D	55, 57	123-399D	63	152-269D	69

[Table of Contents](#) [Part Number Index](#)



Part Number Index (continued)

Part Number	Page	Part Number	Page	Part Number	Page	Part Number	Page
152-270D	69	196-141H	23	197-090D	33	200-001D	105, 107, 229
152-271D	69	196-142H	25, 85	197-091D	33	200-001S	229
152-272D	69	196-145V	17	197-094H	25	200-002D	105
152-274D	69	196-146K	17	197-096D	33	200-002S	105
152-278D	65, 67	196-165A	143	197-107H	31	200-006D	21
152-282D	81, 83	196-175H	229	197-111H	31	200-008S	21
152-283D	69, 71	196-177H	17	197-148K	85	200-039V	107
152-284D	67	196-179H	155	197-164H	85	20030	227
152-290D	65, 67	196-180H	155	197-168D	29	204-075H	105
152-311D	69	196-181H	155	197-189K	85	204-107D	105
152-312D	41, 69, 95	196-182H	155	197-194D	109	204-272D	105, 107
152-372D	69, 71, 73, 75	196-185H	161	197-219D	25	206-014S	117
152-373D	89	196-186H	161	197-226D	65, 67	206-021D	117
152-374D	89	196-191H	155	197-231D	29	21170040	199
152-376D	69, 71	196-196H	9	197-232D	29	2153	217
152-379D	161	196-197H	9	197-239D	91	248-251D	201
152-380D	161	196-199H	17	197-240D	91	249-050S	107
152-385D	81	196-200H	229	197-265D	25	249-051H	107
152-387D	71, 73	196-204H	23	197-266D	25	253016	61
152-389D	83	196-205H	23	197-267D	25	253017	61
152-390D	71, 73, 75	196-208K	21	197812	193	253100	61
152-391D	83	196-209H	26	198-089H	111, 115	2A0006	169, 173, 179, 185, 187, 189, 191
152-411D	71, 73, 75	196-210K	26	198-090H	111, 115	2A0012	163, 167, 169, 171, 173, 175, 177, 179, 181, 183, 185, 187, 189, 191, 215
152-418D	65, 67	196-211K	26	198-092H	111	2A0014	165
152-497D	73, 75	196-212H	161	198-104D	125, 127, 129, 131, 133, 135, 137	2A0016	171, 175
152-553D	75	196-213H	18	198-126H	29	2A0018	165, 169, 181, 183, 189
156-014E	25	196-248D	17	198-127D	111, 115	2A0019	163, 167, 173, 177, 179, 185, 187, 191
16032-534P	159	196-272K	21, 85	198-128D	111, 115	2A0022	215
161-126D	17	196-273K	21, 85	198-134D	111, 115	2A0024	163, 167, 169, 171, 173, 175, 177, 179, 181, 183, 185, 187, 189, 191
168-491D	103	196-274K	86	198-137D	125, 127, 129, 131, 133, 135, 137	2A0126	169, 171
168-492D	103	196-275K	86	198-139D	111, 115	2A0130	165
170-033H	9	196-287D	157	198-140D	111, 115	2A0132	163, 167, 169, 171, 173, 175, 177, 179, 181, 183, 185, 187, 189, 191
172-206D	85	196-292D	17	198-173D	111	2A0202	165
172-330D	69	196-299D	21	198-174D	111	2A0206	163, 175, 181, 183, 189, 191
176-039S	69, 79	196-301D	23	198-179D	111	2A0208	167, 169, 171, 175, 177, 181, 183, 185, 187, 189, 191
176-041S	69, 71, 79	196-316D	23	198-210D	115	2A0209	163, 167, 173, 177, 185, 187
176-060D	79	196-317D	23	198-215D	29	2H-200GP	15
176-062D	79	196-318D	23	198-260H	111	2H-30080	15
176-063D	79	196-321D	25	198-261H	111	2H-30081	15
176-064D	79	196-342D	35	198-262H	111	2H-300GP	15
176-065D	79	196-343D	35	198-409H	111, 115	2M1190	165
176-066D	79	196-357D	17	198-436H	115	2M3326	215
176-073D	79	196-358D	139, 141	198-437H	115	2M5514	171
176-077D	79	196-360D	159	198-438H	115	2M5690	175
176-079D	79	196-362D	201	198-439H	115	2M6522	189, 191
176-080D	79	196-373D	229	198-444A	115	2M6524	169
176-083D	79	196-374D	229	198-445A	115	2M6676	183
181-038D	17, 81, 83	196-380D	155	198-446A	115	2M6820	181
181-064D	21	196-383D	155	198509	193	2M7514	177
182-022D	51	196-414D	17	198581	193		
188-001V	111, 115, 137	196-539K	21, 86	199-017H	137		
188-003V	85	196-540K	21, 85	199-020H	137		
188-008V	117	196-541K	21	199-022H	137		
194-070D	9	196-542K	86	199-025D	125, 129, 133		
195-069D	69, 71	196-543K	86	199-028D	135		
195-112D	37, 39	196-544K	9	199-029D	131		
195-165D	37, 39	196-998D	9	199-030D	127		
196-098H	159	197-010D	105, 107	199-042D	131, 135		
196-112D	9, 23, 25	197-023H	33	199098	193		
196-126B	201	197-053H	29	1M6006	215		
196-128H	17	197-054H	29	1M7016	163, 167, 169, 171, 175, 177, 183		
196-129H	17	197-055H	25	1M7018	173, 179, 181, 185, 187, 189, 191		
196-130H	9	197-056H	25	20-20028	15		
196-131H	9	197-057H	25				
196-132H	9	197-058H	25				
196-133H	9	197-061S	25				
196-134H	9	197-062D	31				
196-135H	25	197-062H	25				
196-136H	9	197-063H	25				
196-137H	23	197-064H	25				
196-140H	23	197-065H	25				
		197-089D	33				



Part Number Index (continued)

Part Number	Page	Part Number	Page	Part Number	Page	Part Number	Page
2M7520	163, 173, 179	62010018	197	800-052C	61	802-042C	205
2M7522	167	62010053	197	800-058C	17, 79, 85	802-048C	205, 207
2M7622	185, 187	6M1108	165	800-060C	119	802-050C	95, 99
30102629	197	6M6164	169	800-064C	37, 39	802-051C	137
3089	217	6R0152	215	800-077C	79	802-055C	95
310-331D	69	6R3162	175	800-082C	153, 155, 211, 213	802-057C	31
313-076S	29	6R3164	171	800-093C	117	802-058C	95, 99, 131, 133, 135, 137
313-176D	29	6R4162	191	800-101C	33, 43	802-059C	85, 127, 133
313-186D	29	6R5162	181, 189	800-107C	51	802-060C	125
318917	61	6R5168	183	800-112C	39	802-065C	23
318951	61	6R6162	163	800-121C	29	802-069C	21
34952067	197	6R6164	177, 179, 185	800-127C	223	802-070C	161
39680008	197	6R7164	167, 173, 187	800-130C	109	802-078C	43, 63, 81, 83, 85, 97
3M1108	165	710425	61	800-141C	85, 91, 95, 99	802-079C	29, 45, 47, 85, 219, 221
3R3310	215	770026	61	800-148C	35, 37, 39, 59	802-082C	105, 107
3R35812	171	770119	93	800-149C	35, 37, 59	802-091C	45, 47
3R3612	175	772131	93	800-156C	105, 109	802-092C	29, 41, 63, 97
3R4912	191	776368	93	800-157C	105, 109	802-097C	159
3R5412	169, 189	776369	93	800-163C	17	802-099C	229
3R5812	181	776370	93	800-164C	107	802-100C	105, 107, 123
3R6012	183	778123A	93	800-177C	79, 107	802-103C	105, 107
3R6912	163, 177, 179	778124A	93	800-211C	107, 109	802-104C	85, 229
3R7012	185	778126A	93	800-212C	111, 115	802-110C	9
3R7512	167, 173	778127A	93	800-213C	111	802-114C	13
3R7612	187	778146A	93	800-304C	119	802-115C	205, 207
400020.03	227	778163	93	800-310C	117	802-126C	123
404-033D	71	778211	93	800-321C	119	802-138C	9, 219
491509	193	778273	93	800-449C	109	802-143C	155
492544	193	778319	93	801-001C	49, 63, 91	802-147C	111, 115
494665	193	780072	93	801-002C	35, 111, 115, 119	802-148C	63, 109
4M1102	165	780090	93	801-003C	43	802-151C	129
4M3102	215	780095	93	801-005C	67	802-152C	17, 81, 83, 155
4M5102	171	780105A	93	801-013C	205, 207	802-159C	9, 155
4M5108	175	780108	93	801-016C	53, 55, 57, 59	802-166C	9
4M6108	169, 183	784312	93	801-035C	41, 49, 51, 53, 55, 57, 63	802-168C	205, 207
4M7108	167	784371	93	801-045C	33	802-172C	9
4M7508	177	784372	93	801-052C	11, 15	802-182C	21
4R4110	191	786088	93	801-057C	51	802-193C	111, 115
4R5108	181	788051A0	93	801-059C	69, 71, 73, 75	802-197C	67, 125, 127, 129
4R5110	189	788067B	93	801-067C	103	802-201C	205, 207
4R6108	163, 179	788069	93	801-076C	91	802-203C	29, 37, 201
4R6110	185	788078A	93	801-081C	39, 81	802-205C	17, 29, 39
4R7108	173	792017	93	801-084C	117	802-212C	17
4R7110	187	792073A	93	801-085C	33	802-214C	105, 107
500-090B	199	792139	93	801-096C	33	802-224C	35, 37
51000127	159	792142	93	801-115C	125, 129, 133	802-226C	99, 219
51000128	159	792145	93	801-141C	117	802-228C	111, 115
51000144	159	792159	93	801-154C	33	802-234C	205, 207
510334	93	7M1302	165	801-199C	61	802-257C	61
5396	195	7M3328	215	802-002C	161	802-258C	69, 71, 73, 75
5397	195	7M5316	171	802-004C	9, 51, 71, 201	802-260C	205, 207
540003-1	103	7M5324	175	802-005C	69, 101, 137	802-261C	205, 207
540017	61	7M6320	181, 189	802-007C	25, 49, 59	802-274C	161
5860.13	227	7M6324	169, 183	802-010C	23, 25	802-281C	85
5865.036	227	7M7316	177	802-012C	223	802-282C	65, 67, 95, 99, 103
5M1103	165	7M7324	167	802-013C	133	802-300C	91
5M3128	215	800-001C	17, 105, 205, 207	802-014C	49, 51, 97, 217	802-317C	9
5M5116	171	800-003C	49	802-015C	111, 115	802-333C	23, 159
5M5124	175	800-004C	51	802-017C	35, 69, 71, 89, 117	802-335C	229
5M6124	169, 183	800-008C	111, 115, 121	802-022C	123, 205, 207	802-356C	229
5M7116	177	800-009C	111, 115	802-023C	89, 163, 167, 171, 175, 177, 181, 183, 215	802-387C	29
5M7524	167	800-010C	111	802-026C	161	802-388C	29
5R4320	191	800-013C	97	802-032C	45, 47	802-411C	29
5R5120	181	800-015C	11	802-034C	29, 45, 47	802-417C	213
5R5320	189	800-028C	63	802-039C	65, 67, 95, 97, 99	802-420C	111, 115
5R6120	163, 179	800-029C	121	802-041C	207		
5R6320	185	800-038C	85				
5R7120	173	800-042C	11				
5R7320	187	800-046C	11, 15				
61010001	197						
61010012	197						

[Table of Contents](#) [Part Number Index](#)



Part Number Index (continued)

Part Number	Page	Part Number	Page	Part Number	Page	Part Number	Page
802-421C	125, 127, 129, 131, 133, 135, 137	803-147C	219	804-023C	17, 21, 23, 31, 205, 207	806-106C	105, 107
802-425C	29	803-159C	209	804-025C	17, 209	806-107C	221
802-426C	25	803-169C	29, 37, 39, 111, 115, 125, 127, 129, 131, 133, 135, 137	804-027C	9, 17	806-113C	29, 219
802-448C	41	803-177C	125, 127, 129, 133	804-029C	17, 23, 25, 73, 75, 85, 205, 207	806-115C	139, 141
802-474C	139, 141	803-178C	65, 67	804-030C	9, 25, 85	806-149C	115
802-616C	161	803-181C	105	804-031C	51, 53, 55, 57	806-266C	103
802-617C	133, 135	803-186C	69	804-036C	49, 59, 103, 159	8062	195
802-618C	131	803-187C	221	804-037C	105, 107, 123	807-007C	161
802-639C	25	803-194C	51	804-039C	105	807-008C	105
802-640C	71	803-199C	29, 221	804-040C	49, 111, 115	807-020C	161
802-648C	111, 115	803-208C	71, 73	804-041C	161	807-031C	219
802-687C	73, 75	803-209C	29	804-042C	63	807-074C	105
802-718C	107	803-213C	23, 25	804-043C	53, 55, 57, 59, 103	807-079C	219
803-001C	33, 43, 67	803-219C	21	804-044C	63	807-096C	69
803-003C	33, 101	803-235C	157	804-046C	43, 67	807-097C	79
803-006C	9, 35, 37, 63, 109, 155, 159, 161	803-239C	75	804-054C	43	807-101C	117
803-007C	17, 43, 81, 83, 137	803-255C	101	804-055C	21, 105, 107, 229	807-106C	29, 125, 127, 129, 131, 133, 135, 137
803-008C	29, 41, 49, 59, 65, 67, 95, 97, 99, 103, 139, 141, 155	803-263C	71, 73, 75	804-057C	33	807-116C	111, 115
803-011C	23, 29, 205, 207	803-273C	161	804-083C	69	808-046C	95, 99
803-013C	13, 205, 207	803-293C	201	804-088C	59, 103	808-052C	41, 95
803-014C	25, 29, 35, 39, 45, 47, 69, 71, 85, 89, 97, 99, 103, 111, 115, 123, 155, 161, 219, 221	804-001C	49	804-089C	71, 73, 75	808-058C	65, 67, 95, 99
803-015C	205, 207	804-002C	49, 63, 91	804-095C	71, 73, 75	808-059C	69, 71, 73, 75
803-016C	49	804-003C	49, 63	804-098C	71, 73	808-072C	97
803-019C	69, 71, 73, 75, 205, 207	804-004C	33, 67	804-104C	23, 25	808-118C	97
803-020C	29, 45, 47, 95, 97, 105, 107, 205, 207, 219, 229	804-006C	9, 35, 37, 63, 69, 71, 81, 83, 91, 97, 109, 155, 159, 161	804-105C	23, 25	808-125C	41, 69, 71, 73, 75, 95
803-021C	29, 31, 85, 95, 99, 105, 107, 111, 115, 219, 229	804-007C	35, 69, 81, 83, 85, 91, 101, 109, 155	804-106C	69	808-157C	91, 95, 99
803-023C	69, 71, 73, 75, 95, 99	804-009C	9, 23, 25, 29, 41, 49, 59, 65, 67, 95, 97, 99, 103, 139, 141, 155	804-156C	107	808-160C	91
803-025C	161	804-010C	9, 29, 67, 219	804-165C	107	808-172C	73, 75
803-027C	17, 21, 23, 31, 205, 207	804-011C	29, 123, 205, 207, 221	804-182C	75	808-173C	73, 75
803-029C	21, 105, 107, 229	804-012C	35, 45, 47, 49, 51, 63, 85, 89, 97, 99, 111, 115, 117, 155, 219	805-001C	17	808-183C	95, 99
803-031C	9, 17	804-013C	25, 29, 35, 39, 45, 47, 49, 51, 69, 71, 85, 89, 91, 97, 99, 103, 111, 115, 117, 123, 155, 161, 213, 217, 219, 221	805-004C	25	808-185C	95
803-032C	25, 85	804-014C	205, 207	805-016C	21, 49, 229	809-032C	95
803-034C	9, 25, 85	804-015C	29, 45, 47, 95, 97, 105, 107, 205, 207, 219, 229	805-017C	17, 105, 107	809-043C	97
803-035C	49, 63, 91	804-016C	45, 47, 69, 71, 73, 75, 97	805-019C	63	809-060C	65, 67, 95
803-036C	65, 67, 95, 97, 99, 205, 207	804-017C	29, 65, 67, 95, 99, 205, 207	805-021C	105	809-153C	69, 71, 85
803-046C	25	804-019C	31	805-023C	49	809-158C	69, 71
803-048C	105, 107	804-021C	49, 157, 165, 219	805-024C	69, 71, 73, 75, 79	809-164C	65, 67
803-049C	105, 107, 123	804-022C	29, 31, 85, 95, 99, 105, 107, 111, 115, 125, 127, 129, 131, 133, 135, 137	805-026C	71	809-198C	117
803-053C	209	804-017C	29, 65, 67, 95, 99, 205, 207	805-032C	25	810-014C	183
803-058C	63	804-019C	31	805-045C	209, 219	810-059C	171
803-059C	197	804-021C	49, 157, 165, 219	805-058C	205, 207	810-060C	169
803-064C	53, 55, 57, 59, 103	804-022C	29, 31, 85, 95, 99, 105, 107, 111, 115, 125, 127, 129, 131, 133, 135, 137	805-060C	25	810-084C	159, 161
803-067C	161	804-017C	29, 65, 67, 95, 99, 205, 207	805-064C	65, 67, 69, 71, 73, 75	810-118C	205, 207, 211, 213
803-083C	29	804-019C	31	805-065C	29	810-123C	85, 149, 151, 153
803-084C	139, 141, 219	804-021C	49, 157, 165, 219	805-067C	33, 63	810-144C	163, 179
803-088C	41, 61, 63, 131, 133, 135, 137	804-022C	29, 31, 85, 95, 99, 105, 107, 111, 115, 125, 127, 129, 131, 133, 135, 137	805-073C	161	810-151C	181
				805-081C	9	810-158C	173
				805-116C	69	810-197C	213
				805-125C	25, 69, 71, 73, 75	810-201C	157
				805-148C	75	810-210C	215
				805-154C	125, 127, 129, 131, 133, 135, 137	810-215C	17, 145, 147
				805-159C	173	810-216C	17, 145, 147
				805-172C	79	810-217C	25, 145, 147
				805-186C	125, 127, 129, 131, 133, 135, 137	810-218C	17, 149, 151, 153
				805-196C	25	810-219C	23, 139, 141
				805-211C	69	810-220C	25, 145, 147
				805-239C	17	810-221C	17, 149, 151, 153
				805-331C	107	810-222C	85, 149, 151, 153
				806-001C	99	810-224C	177
				806-005C	205, 207	810-228C	199
				806-023C	205, 207	810-237C	139, 141, 143
				806-037C	205, 207	810-240C	23, 139, 141
				806-046C	219	810-249C	165
				806-089C	31	810-250C	167
						810-251C	175
						810-293C	197
						810-296C	155
						810-392C	17, 153



Part Number Index (continued)

Part Number	Page	Part Number	Page	Part Number	Page	Part Number	Page
810-393C	17, 153	812-194C	125, 127, 129,	817-070C	51	819-059C	91
810-394C	85, 153		131, 133, 135,	817-071C	51	820-018C	105, 107
810-395C	85, 153		137	817-072C	51	820-080C	111
810-396C	185	812-204C	111, 115	817-073C	51	820-082C	105, 107
810-397C	187	814-008C	85, 229	817-074C	51	820-094C	209
810-398C	189	814-009C	229	817-075C	51	820-114C	123
810-399C	191	814-015C	229	817-081C	137	820-116C	105, 107
810-445C	159, 161	814-034C	137	817-084C	111, 115, 125,	820-155C	111
810-446C	195	814-038C	85		127, 129, 131,	820-156C	105, 107
811-014C	211, 213	814-067C	125, 127		133, 135, 137	822-008C	49
811-035C	211, 213	814-068C	129	817-086C	33	822-018C	229
811-063C	145, 147, 149,	814-069C	133	817-087C	51	822-019C	229
	151, 153	814-103C	21	817-111C	79	822-020C	105, 229
811-077C	145, 147, 149,	814-104C	21	817-127C	121	822-021C	105, 107, 229
	151, 153	814-143C	137	817-132C	125, 127, 129,	822-030C	209
811-078C	145, 147, 149,	814-157C	133, 135		131, 133, 135,	822-032C	65, 67, 95, 99,
	151, 153	814-158C	131		137		103
811-080C	145, 147	814-159C	133, 135	817-133C	111, 115	822-036C	21, 69, 71, 73, 75
811-088C	145, 147, 149,	814-160C	131	817-134C	117	822-037C	21, 69, 71, 73, 75
	153	814-174C	137	817-170C	155	822-038C	21
811-133C	211	814-177C	21	817-191C	117	822-039C	21
811-150C	145, 147	814-206C	21, 86	817-192C	17	822-040C	97
811-169C	211, 213	814-207C	86	817-202C	33	822-041C	41, 97
811-171C	157	814-208C	21, 86	817-296C	133, 135	822-055C	11
811-172C	139, 141, 145,	814-209C	86	817-297C	131	822-060C	65, 67, 95, 99,
	147	814-210C	21, 86	817-314C	112, 115		103
811-281C	211, 213	814-540C	85	817-328C	125, 127, 129,	822-080C	209
811-324C	151	814-549C	21, 86		131, 133, 135,	822-095C	125, 127, 129,
811-332C	213	814-553C	21		137		133
811-340C	151, 153	814-554C	86	817-330C	137	822-103C	51
811-347C	211, 213	815-001C	209	817-333C	71, 73, 75	822-121C	25
811-397C	157	815-077C	229	817-346C	119	822-122C	25
811-398C	149	815-099C	21	817-347C	125, 127, 129,	822-123C	23, 25
811-399C	149	815-100C	21		131, 133, 135,	822-124C	23, 25
811-400C	149, 151, 153	815-101C	21		137	822-128C	41
811-431C	145, 147	815-103C	21	817-350C	33	822-170C	131, 133, 135,
811-439C	157	816-002C	111, 115	817-513C	107		137
811-451C	211, 213	816-004C	17, 139, 141	817-516C	201	823-094C	67
811-454C	139, 141	816-009C	105, 107	817-806C	63	823-117C	143
811-455C	149, 151, 153	816-011C	229	818-003C	201	823-118C	143
811-456C	149, 151	816-014C	209	818-019C	201	823-119C	59
811-458C	157	816-019C	21	818-020C	201	823-139C	143
811-459C	145, 147	816-035C	21, 85	818-031C	203	823-196C	77
811-460C	145, 147	816-084C	69, 71, 73, 75	818-043C	201	823-197C	77
811-461C	145, 147	816-112C	43	818-045C	201	823-198C	67, 77
811-462C	145, 147	816-113C	43	818-078C	201	823-423C	103
811-463C	139, 141	816-119C	101	818-188C	201	825-002C	13
811-464C	139, 141	816-138C	69, 71, 73, 75	818-205C	97, 203	829-011C	223, 225
811-465C	139, 141	816-173C	117	818-207C	203	829-089C	223
811-466C	139, 141	816-174C	25	818-229C	201	830-013C	223
811-467C	139, 141	816-175C	23	818-230C	201	830-034C	223
811-468C	149, 151, 153	816-232C	89	818-295C	33	830-061C	223
811-469C	149, 151	816-284C	121	818-296C	33	830-085C	223
811-470C	139, 141	816-302C	112, 115	818-345C	201	830-087C	223
811-481C	155	816-513C	119	818-346C	201	831-008C	139, 141
811-482C	149, 151, 153	817-004C	51	818-392C	33	833-066C	143
811-483C	155	817-008C	63	818-398C	201	833-492C	9
811-484C	149, 151, 153	817-009C	63	818-412C	201	833-595C	61
811-485C	145, 147	817-010C	63	818-413C	201	833-596C	61
811-490C	145, 147	817-021C	161	818-414C	201, 203	833-679C	39
811-491C	197	817-025C	65, 67, 95, 97, 99	818-415C	201, 203	833-685C	39
811-496C	157	817-026C	63	818-434C	201, 203	833-694C	39
811-497C	157	817-029C	105	818-435C	201, 203	833-696C	39
811-571C	155	817-042C	201	818-475C	201	833-697C	39
811-575C	153, 155	817-051C	105	818-476C	201	838-092C	86
811-576C	153, 155	817-062C	125, 127	818-477C	201	838-158C	201
811-628C	151	817-063C	125, 127	818-508C	201	838-160C	201
811-629C	151, 153	817-065C	129	818-748C	201	838-161C	201, 203
811-856C	141, 153	817-067C	133	819-001C	49	838-193C	201, 203
812-031C	105	817-068C	51	819-041C	63	838-195C	201, 203
		817-069C	51	819-045C	91	838-228C	201



Part Number Index (continued)

Part Number	Page	Part Number	Page	Part Number	Page
838-237C	33	dwg12823	197	dwg21551	21
838-265C	201	dwg12824	105	dwg21700	107
838-266C	201	dwg12843	199	dwg21792	75
838-367C	201	dwg12930	163, 173	dwg34220	61
838-426C	86	dwg12953	53	dwg36171	39
838-482C	201	dwg12954	55	dwg68040	103
85002006	197	dwg12955	57	HB-001015	13
85002335	197	dwg13002	205, 207	HB-006125	13
85002356	197	dwg13003	211	HB-009052	13
890-002C	85	dwg13010	31	HB-009062	13
890-005C	17, 23, 25, 81, 83, 85, 205, 207	dwg13029	219	HB-009148	13
890-011C	17, 23, 81, 83	dwg13240	59	HB-015796	13
890-012C	85	dwg13324	15	HB-016048	13
890-068C	209	dwg13329	41	HB-016053	13
890-095C	161	dwg13355	63	HB-017012	13
890-126C	25	dwg13356	101	HB-017802	13
890-133C	69	dwg13357	45	HB-017806	13
890-178C	205, 207	dwg13358	97	HB-020022	13
890-183C	9	dwg13372	95	HB-020023	13
890-184C	9	dwg13454	81	HB-701213	13
890-190C	51	dwg13647	99	HB-701438	13
890-195C	33	dwg13808	49	HB-712205	13
890-198C	133	dwg13992	217	HB-712368	13
890-199C	129	dwg14076	47	P502001	21
890-221C	29	dwg14182	109	V-07153	225
890-282C	91	dwg14403	89	V2B25F	227
890-293C	25	dwg14407	225		
890-294C	25	dwg14453	69		
890-311C	35, 37	dwg14454	25		
890-312C	35, 37	dwg14456	9		
890-313C	35, 37	dwg14457	17		
890-314C	35, 37	dwg14458	157		
890-317C	35	dwg14460	145		
890-343C	67	dwg14492	149		
890-349C	63	dwg14569	201		
890-350C	49, 51, 53, 55, 57	dwg14682	213		
890-433C	73, 75	dwg14795	137		
890-452C	111, 115	dwg15449	37		
890-466C	111	dwg15579	65		
890-610C	9, 13	dwg15580	155		
890-651C	25	dwg15598	161		
890-652C	25	dwg15599	151		
890-849C	85	dwg15683	123		
990-082R	223	dwg16040	131		
990-109R	109	dwg16041	135		
BO-47	209	dwg16042	127		
dwg	167, 175, 181, 183	dwg16044	71		
dwg10510	11	dwg16048	83		
dwg10637	159	dwg16050	85		
dwg11086	121	dwg16055	115		
dwg11111	193	dwg16057	141		
dwg11156	209	dwg16062	147		
dwg11188	215	dwg16065	153		
dwg11713	79	dwg16094	229		
dwg11714	179	dwg16310	119		
dwg12037	125	dwg16401	177		
dwg12038	129	dwg16638	117		
dwg12039	133	dwg16714	227		
dwg12043	43	dwg17055	169		
dwg12056	93	dwg170555	171		
dwg12804	23	dwg17935	29		
dwg12807	33	dwg17946	185, 187		
dwg12808	51	dwg17948	189, 191		
dwg12812	91	dwg18176	223		
dwg12813	111	dwg18177	221		
dwg12815	139	dwg18831	203		
dwg12818	35	dwg19650	195		
dwg12821	143	dwg19662	67		
dwg12822	165	dwg19663	73		
		dwg19694	77		
		dwg20213	13		



Great Plains Mfg., Inc.
1525 E. North Street
Salina, Kansas 67401 USA

www.greatplainsmfg.com
